

NEW ENGLAND



PATRIOTS



1991 MEDIA GUIDE

1991 PATRIOTS SCHEDULE PRESEASON

DATE	OPPONENT	TIME
August 3 (Sat)	at Green Bay Packers	7:00 p.m.
August 10 (Sat)	WASHINGTON REDSKINS	7:30 p.m.
August 17 (Sat)	at Phoenix Cardinals	10:30 p.m.
August 24 (Sat)	NEW YORK GIANTS	4:00 p.m.

REGULAR SEASON

DATE	OPPONENT	TIME
September 1 (Sun)	at Indianapolis Colts	4:00 p.m.
September 8 (Sun)	CLEVELAND BROWNS	1:00 p.m.
September 15 (Sun)	at Pittsburgh Steelers	1:00 p.m.
September 22 (Sun)	HOUSTON OILERS	1:00 p.m.
September 29 (Sun)	at Phoenix Cardinals	4:00 p.m.
October 6 (Sun)	MIAMI DOLPHINS	1:00 p.m.
October 13	** OPEN DATE **	
October 20 (Sun)	MINNESOTA VIKINGS	1:00 p.m.
October 27 (Sun)	DENVER BRONCOS	4:00 p.m.
November 3 (Sun)	at Buffalo Bills	1:00 p.m.
November 10 (Sun)	at Miami Dolphins	8:00 p.m.
November 17 (Sun)	NEW YORK JETS	1:00 p.m.
November 24 (Sun)	BUFFALO BILLS	1:00 p.m.
December 1 (Sun)	at Denver Broncos	4:00 p.m.
December 8 (Sun)	INDIANAPOLIS COLTS	1:00 p.m.
December 15 (Sun)	at New York Jets	1:00 p.m.
December 22 (Sun)	at Cincinnati Bengals	1:00 p.m.

(Home Games in **ALL CAPS**—All Times Eastern)



More publications available at:

www.retroseasons.com/library/



NEW ENGLAND PATRIOTS 1991 MEDIA GUIDE

This Media Guide has been prepared to assist all members of the media in their coverage of the Patriots during the 1991 season. Should you require additional information, further assistance or wish to arrange interviews, please contact Pat Hanlon or Mike Hanson at (508) 543-8200 or (508) 543-7998. Hanlon's home phone number is (508) 222-3838 and Hanson's home phone number is (617) 821-1441.

TABLE OF CONTENTS

Biographies: Coaches	13	NFL Standings (1990 Final) .	120
Draft Choices	81	100 Games-Played List	178
Free Agents	92	Offensive Statistics (1990) ...	107
Administration	4	Player Movements (1990)	117
Veteran Players .	23	Preseason Results	148
Career Leaders	140	Pro Bowl Players	174
Club Directory	2	Records: Consecutive	138
Coaches Roster (All Time) ...	179	Individual	121
Draft List (All Time)	168	Team	129
Defensive Statistics (1990) ..	110	Regular Season Results	151
Game-By-Game Review	96	Roster.....	76
Head Coaches Records	179	Roster (All Time)	164
Historical Highlights	175	Season Results (1990)	95
Honors (1990)	75	Series Records	160
Last Time It Happened	143	Travel Plans (1991)	187
Longest Plays	142	Year by Year Leaders	144

1991 PATRIOTS MEDIA GUIDE CREDITS

Written: Mike Hanson

Edited: Pat Hanlon

Design & Typesetting: Peg Myers

Special Assistance: Barbara Rizzo and Aaron Salkin

Printing: Causeway Printers of Boston, Mass.

Advertising Sales: David Wintergrass

Inside Photos: Susie Dittelman of East Greenwich Photo and Patriots' team photographer Tom Croke



1991 CLUB DIRECTORY

NEW ENGLAND PATRIOTS FOOTBALL CLUB, INC.

Foxboro Stadium, Rt. 1, Foxboro, MA 02035

Administrative Offices: (508) 543-8200

Ticket Office: (508) 543-1776

PR Fax: 508-543-9053

ADMINISTRATION

Chairman	Victor K. Kiam II
Vice Chairman	Francis W. Murray
President	William H. Sullivan, Jr.
Chief Executive Officer	Sam Jankovich
Vice President	Francis J. Kilroy
Vice President Player Operations	Joe Mendes
Vice President of Administration	Patrick Forte'
V. P. of Public Relations/Player Asst.	Tom Bass
Controller	Virginia Widmann
Executive V.P./CFO for Victor Kiam Assoc. Companies	Robert J. Romano

ADMINISTRATION SUPPORT STAFF

Asst. to the Vice Chairman	Francis X. Murray
Admin. Asst. to Vice Chairman	Marie Sailler
Executive Secretary to the President	Barbara Ruhl
Admin. Assistant to C.E.O.	Terry Nordeen
Admin. Asst. to V.P. of Administration	Patty DelGrosso
Administrative Assistant	Nancy Wales
Accounting Assistant	Susan Desrosiers
Receptionist	Judy Pepin

SCOUTING AND PERSONNEL

Asst. Director of Player Operations	Charles Armev
Coordinator of Pro Scouting	Rod Rust
Coordinator of College Scouting	Charles Garcia
Executive Director of Player Personnel	Darryl Stingley
Dir. of Research & Development	Steve Poreda
Personnel Scout	Larry Cook
Personnel Scout	Mike Pollom
Personnel Scout	Bob Teahan
Administrator/College Scouting	Nancy Meier
Administrator/Pro Personnel	Debbie Pollom
Administrative Assistant.	Helen Igo

COACHING STAFF

Head Coach	Dick MacPherson
Defensive Coordinator	Joe Collier
Offensive Coordinator	Dick Coury
Asst. Running Backs/Wide Receivers	Joel Collier
Wide Receivers.	Ivan Fears
Inside Linebackers	Norm Gerber
Running Backs	Bobby Grier
Offensive Line	Rod Humeniuk
Defensive Line	Stan Jones
Outside Linebackers	Myrel Moore
Special Teams/Tight Ends	Dante Scarnecchia
Asst. Special Teams/Defensive Line	Dave Uyrus
Defensive Backs	Charlie West



FOOTBALL SUPPORT STAFF

Director of Operations	Mike Quashie
Head Trainer	Ron O'Neil
Assistant Trainer	Kirk Brumels
Strength/Conditioning	Ian Pyka
Equipment Manager	George Luongo
Assistant Equipment Manager	Don Brocher
Video Director	Ken Deiningner
Assistant Video Director	Dave Sutherby
Field Superintendent	Pierre Landry
Admin. Asst. to the Head Coach	Meaghan Villafane
Admin. Asst. to the Asst. Coaches	Beverly Scollins
Team Security	Lou Assad
Team Physician	Bertram Zarins, M.D.
Team Dentist	Bill Lenkaitis, D.D.S.

PUBLIC/COMMUNITY RELATIONS STAFF

Director of Public Relations	Pat Hanlon
Director of Community Relations	Nadine Jackson
Assistant Director of Public Relations	Mike Hanson
Public Relations Assistant	Barbara Rizzo
Cheerleading Coordinator	Lisa Coles
Team Photographer	Tom Croke
Public Relations Intern	Chris Parisi

SALES, MARKETING AND TICKET SALES STAFF

Director of Sales and Marketing	David Wintergrass
Director of Ticket Sales	Ken Sternfeld
Ticket Office Manager	Frank Napoli
Promotions Coordinator	Katrin Anderson
Marketing Coordinator	Tracey Goulet
Ticket Office Assistant	Heather Chase
Telemarketer	Nickolas Arena, Jr.
Telemarketer	Richard Bennett
Telemarketer	Stanley Koss
Telemarketer	Don MacMillan

DATA PROCESSING DEPARTMENT

Director of Data Processing	Peg Myers
Computer Operations Manager	Joe Ziobro

INDIVIDUAL GAME TICKETS

To order season tickets for the 1991 season, fans can call the Patriots ticket office at 1-800-543-1776 or 508-543-1776.


All individual game tickets can be purchased over the telephone by calling TicketPro, the Patriots new official ticketing service at 1-800-828-7080.

Fans can use either Mastercard or Visa to make their purchases through TicketPro



ADMINISTRATION

VICTOR K. KIAM II



Chairman

Victor K. Kiam, II, one of America's leading entrepreneurs and the president and chief executive officer of Remington Products, Inc., enters his third full season as the owner and chairman of the New England Patriots.

Kiam, who along with Francis W. Murray purchased the team on October 28, 1988 from William H. Sullivan, Jr., has already established himself as one of the most active National Football League owners by serving on the board of the World League of American Football and the NFL Properties Executive Committee.

Kiam, who purchased Remington in March of 1979, has helped develop the only American manufacturer of electric shavers into the only leveraged buyout company listed in the book "The 100 Best Companies To Work For In America."

In addition, Kiam has acquired Franzus Company, a U.S.-based manufacturer of travel appliances; Remington Apparel, the second largest tie company in America; Lady Remington Jewelry, a party plan distributor of fashion jewelry; PIC Design Corp., a manufacturer of precision industrial components; and Remington Rand, an office equipment and electronics company.

From 1971-77, Kiam was chairman and chief executive officer of Benrus Corporation, a diversified manufacturer of industrial components and consumer products. He and his wife, Ellen, founded the Friendship Collection, the largest importer of jewelry, antiques and artifacts from the People's Republic of China, in 1977.

He began his career as a salesman with Lever Brothers Co. in 1951. He rose to Marketing Director before joining International Latex Corporation (Playtex) as Regional Sales Manager.

He is the author of the books "Going For It! How To Succeed As An Entrepreneur," an international best seller published in 1987, and "Live To Win! Achieving Success In Life And Business," which was published in 1989.

While football is his favorite spectator sport, his favorite participation sport is tennis. Ranked #1 in doubles in the over-50 and over-55 senior player tennis categories, Kiam's career-highlight was a victory over former Wimbledon finalist Gottfried von Cramm.

He now hosts the Remington International Family Tennis Tournament, the only international sports event involving family play. The tournament is played in 15 countries, including the USSR, People's Republic of China, United Kingdom and Australia, and has 30,000 entrants.


Kiam has received many awards, including the 1990 Humanitarian of the Year award presented by the St. Coletta Day School. He also was named the 1989 Man of the Year by the Massachusetts State Troopers and given the Kate Smith Award for his efforts on behalf of the U.S. Savings Bond program, in addition to being named the 1989 Humanitarian of the Year by the Cystic Fibrosis Foundation. In previous years, he has been named 1982 National Business & Commerce Father of the Year, 1987 International Marketing Executive of the Year and 1988 Northwood Institute Outstanding Business Leader Award winner. He holds doctor of law degrees from Hampshire College and George Washington University and an honorary Doctorate of Science degree in Business Administration from Bryant College.



Born in New Orleans on December 7, 1926, he earned his B.A. from Yale University, a Certificate of Languages from the University of Paris in 1949 and an M.B.A. from Harvard Graduate School of Business in 1951.

The 64-year-old Kiam resides in Stamford, Conn., with his wife, Ellen. He has three children: Lisa Durkin, Tory and Robin.

FRANCIS W. MURRAY



Vice Chairman

Francis W. Murray, who acquired an option to buy the New England Patriots on April 6, 1986, joined Victor K. Kiam, II and William H. Sullivan, Jr. on October 28, 1988 to form KMS, Ltd. and complete the purchase.

Murray, the co-owner of the Patriots, is the sole shareholder of FWM Corporation, the entity which represents his interest. He is a 1965 graduate of the University of Pennsylvania's highly regarded Wharton School. A Philadelphia native, Murray continues to have ties with his alma mater, serving on the University's Presidents Council as well as being an Associate Trustee of the College.

His business career began while a student at Penn, serving as the Comptroller of a small Pennsylvania insurance company. Upon graduation, he took a management position with the financial consulting firm of Horwath and Horwath. He then joined Certain-Teed Manufacturing Company as an assistant to the Vice President of Finance. These activities formed the basis for his pursuit of an entrepreneurial career.

Prior to entry into football, Murray was president of a private New York investment firm that specialized in the acquisition of mid-sized companies and was involved in publishing, health care, chain restaurant development, franchising and real estate. He is now involved full-time in professional football and stadium development.

Although he is from Philadelphia, Murray has a solid commitment to the preservation of the Patriots for the New England region. His idea to acquire the franchise was two-fold: to succeed to its ownership and to guarantee its survival in New England. Even in his first meeting with Kiam, Murray was comfortable that his new partner held the same objectives.

That done, Murray is now pursuing a goal to obtain an expansion franchise for the city of St. Louis, Missouri. In fact, within 90 days of his acquisition of the Patriots, Murray went to St. Louis and announced his intention, along with St. Louis-based Anheuser-Busch Wholesaler Jerry G. Clinton, to develop a \$250 million new domed stadium in downtown St. Louis. On April 3, 1990, the final vote was passed to make the new stadium a reality. Construction will commence early next year and is the centerpiece of the St. Louis application for an NFL expansion franchise. Walter J. Payton, the NFL's all-time leading rusher and James B. Orthwein, Chairman of Huntleigh Asset Partners of Clayton Missouri and a long term Director of Anheuser-Busch, Inc., joined Murray and Clinton at the end of 1989 and completed the ownership group. Kiam and Murray have an agreement which provides for Murray's transition to St. Louis if and when expansion occurs.

Away from the business world, Murray breeds thoroughbred horses as an avocation - something he has been doing for 15 years. He is also a member of the Aronimink Golf Club in Newtown Square, Pennsylvania.


Murray and his wife, the former Patricia Anne Quinlan, have two sons, Francis Xavier and Timothy Patrick. Fran, a graduate of Cornell University, is an administrative executive with FWM Corporation. Tim will be a sopho-



more at the University of Pennsylvania this fall.

Jim Murray, Francis W. Murray's brother, is the former General Manager of the Philadelphia Eagles (1974-1983). A co-founder of the Ronald McDonald House (in 1972), Jim is president of the Ronald McDonald House International Advisory board. He received the Ray Kroc Award for his contribution to that program.

WILLIAM H. SULLIVAN, JR.



President

William H. 'Bill' Sullivan sold the Patriots to Victor K. Kiam II and Francis W. Murray on October 28, 1988 as Kiam became the majority owner and Murray the minority shareholder. But the man who founded the Patriots in 1959 is a man still involved as the team's president.

On November 18, 1959, Bill was awarded the eighth franchise in the fledgling AFL. He has made an impact on the nation's No. 1 sport since that day. From 1961 to 1964 he was President of the AFL and served on the television committee that authored a \$36 million contract with NBC to guarantee survival of the young league. He was a key member of the AFL's team that hammered out the merger format with the NFL.

Sullivan has served on numerous NFL committees, including the NFL Films Committee. It was also in 1970 that he became the Chairman of the NFL Properties Committee. He is now a consultant to the NFL Properties Committee.

He graduated from Boston College in 1937 and served as Publicity Director at his alma mater from 1938-1940. He is a loyal supporter of Boston College, not only the school's fine athletic teams, but the academic environment as well. In 1941 he went to Notre Dame as special assistant to the Director of Athletics. After a hitch on the staff of the U.S. Naval Academy, he joined the Boston Braves baseball team as Director of Public Relations in 1946. During his six-year tenure with the Braves he conceived the "Jimmy Fund" that has since grown to be an internationally-known cancer research program studying leukemia in children.

In 1955 he joined Metropolitan Petroleum Co. and became President of the firm three years later. He continued his rise in the corporate world 20 years later when he was named executive vice president of the parent Pittston Corporation, a position he held until his retirement from the national energy giant in the spring of 1981.


Sullivan is on the board of directors for Air Express International, the oldest air freight forwarding company based in the United States (headquartered in Darien, CT). He is also on the board of directors for Brynwood Partners, a New York City investment firm. In addition, he is on the board of the Hundred Club of Boston, which assists the families of Boston firemen and policemen as well as the families of Massachusetts State troopers and Massachusetts State Registry officers who have lost their lives while on duty.

In addition, he is a member of the Board of Trustees of the Dana Farber "Jimmy Fund" and of the Sponsor's Committee of Simmons College for "Sports for Simmons." Sullivan also received an honorary Doctorate of Science degree in Business Administration from Bryant College in 1980.

He and his wife, the former Mary Malone, are the parents of three sons, Charles (Chuck), William H. III and Patrick, as well as three daughters, Kathleen Sullivan Alioto, Jeanne Sullivan McKeigue and Nancie Chamberlain. Mr. and Mrs. Sullivan are the grandparents of 15 children.



SAM JANKOVICH



Chief Executive Officer

On December 20, 1990, Patriots' Owner and Chairman Victor K. Kiam named Sam Jankovich as his Chief Executive Officer and the organization embarked on a new path for the 1991 season and beyond. Jankovich, the University of Miami's Athletic Director from 1982-89, oversees the overall operation of the organization.

"Our long-term goal for this franchise is for it to be one of the real sources of pride for the New England states," says Jankovich. "Secondly, we want the Patriots to represent the NFL in a first-class fashion, and we want to have a consistent and winning program. We have a golden opportunity with the Patriots right now. I believe the NFL really brings about a competitive balance, probably more than any other professional sport. As long as we work together, we will turn this franchise around, and it will be competitive. I sincerely believe that you will see this football team play very hard this year, and it will be a very enthusiastic team, and it will have the personality of Dick MacPherson."

During his eight years at the University of Miami, the 56-year-old Jankovich was in charge of a program which won seven national championships: football (1983, 1987 and 1989), baseball (1985), men's tennis (singles in 1987), women's golf (1984) and women's tennis (doubles in 1986).

In October of 1990, Jankovich was very instrumental in Miami's entrance into the Big East Conference, effective in the fall of 1991.

Under Jankovich's leadership, the University of Miami added several new athletic buildings, including the Knight Sports Complex which houses the Hurricane men's and women's basketball programs.

In subsidizing the growth and expansion of facilities and nationally elite programs, Jankovich broke new ground in the challenging area of funding a major college program within a private institution. In cultivating the support of the South Florida community, Jankovich oversaw the development of the Hurricane Club into a financial foundation that increased its annual gift total from \$750,000 in 1982 to more than \$3 million in 1989-90.

Additional revenues were generated through Hurricane appearances on national television. From 1986-90, Miami football, basketball and baseball teams made 74 network television appearances. During the 1989 and 1990 seasons, the football team played 13 of its 24 games on national television. Jankovich also negotiated radio and television contracts for UM coaches and staff.

His success earned Jankovich a great deal of national respect and recognition. He was President of the NCAA Division I-A Athletic Directors, First Vice-President of the National Association of College Directors of Athletics and was on the Executive Board of the College Football Association (CFA).

Prior to going to Miami, Jankovich served as athletic director at Washington State University. While competing in the PAC-10 Conference, his teams participated in their first bowl game in 50 years (1981 Holiday Bowl), made two NCAA basketball tournament appearances and captured a conference title in track. Jankovich's coaching experience includes four seasons (1968-1971) as Head Assistant Football Coach and Defensive Coordinator at Washington State University, Pullman, Washington. He also served as an assistant football coach three seasons (1964-1966), at Montana State University in Bozeman, Montana.



Jankovich, a native of Butte, Montana, and the former Patty Mullins have three children: Michael, Sue Ellen and Sam Jr. He also has eight grandchildren.

CHRONOLOGY OF EVENTS SINCE THE HIRING OF SAM JANKOVICH


- December 20, 1990 — Sam Jankovich named Patriots Chief Executive Officer.
- January 4, 1991 — Rod Rust dismissed as Patriots Head Coach.
- January 7, 1991 — Dick MacPherson named Head Coach of the Patriots.
- January 8, 1991 — Patrick Forte' named Vice President of Administration.
- January 14, 1991 — Patriots name Joe Collier Defensive Coordinator, Charlie West Defensive Backs coach.
- January 21, 1991 — Patriots name six new assistant coaches — Joe Collier, Jr.(Asst. Running Backs/Asst. Wide Receivers), Ivan Fears (Wide Receivers), Norm Gerber (Inside Linebackers), Myrel Moore (Outside Linebackers), Dante Scarnecchia (TE's/ Offensive Tackles/Special Teams), and Dave Uyrus (Asst. Defensive Line/Asst. Special Teams). In addition, four assistant coaches were retained from the 1990 staff — Don Blackmon (Linebackers), Bobby Grier (Running Backs), Rod Humenuik (Offensive Line) and Jerry Simmons (Strength and Conditioning).
- January 22, 1991 — Patriots name Dick Coury Offensive Coordinator.
- January 29, 1991 — Patriots General Manager Patrick Sullivan resigned.
- February 5, 1991 — Patriots announce that a grass surface is to be installed at Foxboro Stadium for the 1991 season.
- February 7, 1991 — Patriots Director of Media Relations Jimmy Oldham resigned.
- February 13, 1991 — Patriots name Stan Jones Defensive Line coach.
- February 22-24, 1991 — Patriots conducted a player orientation at Foxboro Stadium.
- February 26, 1991 — Pat Hanlon named Patriots Director of Public Relations.
- February 26, 1991 — Tom Bass named Patriots V.P. of Public Relations/Player Assistance.



- March, 1991 — Don Blackmon and Jerry Simmons resigned from the coaching staff.
- April 3, 1991 — Patriots announced that the club would return to Bryant College in Smithfield, R.I. for training camp in 1991.
- April 4, 1991 — Patriots name Ian Pyka Strength and Conditioning coach.
- April 11, 1991 — Sam Jankovich announces that cheerleaders will return to the Patriots' sidelines in 1991. Lisa Coles is named Coordinator of the group.
- April 12, 1991 — Patriots name Rod Rust Coordinator of Pro Scouting.
- April 12, 1991 — Ken Sternfeld named Director of Ticket Sales.
- April 21, 1991 — Patriots draft 15 players in the 1991 college draft.
- April 25, 1991 — Patriots announce that TicketPro will be the club's new official ticket outlet.
- April 25, 1991 — Patriots sign tight end Ben Coates, a 1991 fifth round draft choice.
- April 26, 1991 — Steve Grogan, a 16-year Patriots veteran, is released by the club.
- April 30, 1991 — Charley Arme named Assistant Director of Player Operations. In addition, Patriots Personnel Scout Charles Garcia, is named the club's Coordinator of College Scouting.
- May, 1991 — Patriots announce that WBZ Radio (1030 AM) will be the club's flagship radio station for the next three seasons.
- May 3, 1991 — The installation of a natural grass playing surface at Foxboro Stadium is completed.
- May 16, 1991 — Patriots announce the election of officers for the newly-created Alumni Advisory Board. Keith Lee will serve as the Board's President, Tom Yewcic 1st Vice-President, Steve Nelson 2nd Vice-President and Tim Fox Secretary/Treasurer.
- May 23, 1991 — Patriots re-sign cornerback Ronnie Lippett, an eight-year veteran.
- June 1, 1991 — Patriots begin final five-day mini-camp before the start of training camp. The team conducted first workout on new grass field.
- July 8, 1991 — Patriots name Mike Quashie Director of Operations.
- July 11, 1991 — Rookies and selected veterans report to training camp.
- July 18, 1991 — Remainder of team reports to training camp.



FRANCIS J. KILROY



Vice President

Francis J. "Bucko" Kilroy has been employed in almost every conceivable capacity in the NFL as he enters his 49th year with the league. After serving four years as Patriots General Manager, he was promoted to the position of Vice President on February 16, 1983 and concentrates his efforts in player personnel and development.

Born in Philadelphia, Kilroy began his NFL career with his hometown Philadelphia Eagles in 1943 and played there 13 straight seasons. During that time, he once played in 146 consecutive games (league record at the time) and was selected as an all-pro at both offensive guard (1947-49) and middle guard (1952-54). He gained additional honors for his pro grid exploits as he was elected to the NFL's all-decade team for the 1940's and inducted into the Helms Hall of Fame and the Temple Hall of Fame.


He made a gradual entry into the coaching ranks by serving the Eagles for three seasons as a player/coach before assuming the full-time role of line coach for six more NFL campaigns. In addition to coaching, he also served as the club's player personnel director, making him one of the five original talent scouts in the league.

Kilroy was one of the founders — along with Phoenix Cardinals owner William V. Bidwell — of the National Football Scouting combine, now in its 11th year. There are 16 teams that participate in the scouting service.

In 1962, Bucko was named Director of Player Personnel for the Washington Redskins and then moved to the Dallas Cowboys in 1965 to become a "super scout" with that organization. During Bucko's five-year tenure with the Cowboys, the team won five straight divisional championships.

Kilroy was named Player Personnel Director of the Patriots in 1971. He was appointed General Manager on April 6, 1979. In that capacity, he directed the Patriots' day-to-day business operations, was responsible for all contract negotiations and guided the implementation of a state-of-the-art computer system for the Patriots' operation.

JOE MENDES



Vice President Player Operations

Joe Mendes, formerly a personnel scout and director of college scouting for the Patriots, was named the club's Director of Player Operations on March 24, 1990. He was given his current title in February, 1991.

Mendes, who spent three years as a personnel scout (1981-83) and six years (1983-89) as the team's director of college scouting, is responsible for the overall scouting of players, trade negotiations and assisting in player signings.

He began working in the National Football League in 1978 when he was hired by Dick Steinberg as a full-time scout for the Los Angeles Rams. In 1980, he followed Steinberg to New Orleans, where he worked one year as




a scout for the Saints before coming to New England in 1981.

A native of Ferndale, California and an avid Boston Celtics fan, Mendes entered the field of scouting business in 1977 when he worked for Pro Scout, Inc., a scouting service that evaluates pro personnel.

The 39-year-old Mendes (born June 25, 1952) graduated in 1974 from Chico State University and worked for a year on his alma mater's coaching staff. He then spent a season with the Hawaii franchise of the World Football League as a special assistant coach, after which he spent the 1976 season working with the football program at the University of California.

PATRICK FORTE'



Vice President Administration

Patrick Forte', who was the Philadelphia Eagles' Assistant to the President and Chief Operating Officer and Chief Contract Negotiator from 1986-90, joined the Patriots organization on January 8, 1991 as Vice President of Administration.

"We're really excited to have Patrick as part of the Patriots' family," said Sam Jankovich, the Patriots' Chief Executive Officer. "He has a wealth of professional football experience that will be a great asset to our organization."

Forte' (pronounced: for-TAY) oversees the day-to-day administrative and business operation of the club.


"I'm very thankful that Mr. Kiam (Patriots' Chairman and Owner) and Sam Jankovich have given me this tremendous opportunity to be a part of what Mr. Kiam has said is 'a new era,'" Forte' said.

Philadelphia Eagles Owner Norman Braman said Forte' was a valuable member of his organization. "Patrick Forte' has played an important part in the success of the Philadelphia Eagles since he joined us and we will no doubt miss him," said Braman. "But we are happy that he has a special and unique opportunity with the New England Patriots. I am quite confident that he will demonstrate for the Patriots the same fine qualities that he exhibited here in Philadelphia."

A native of Flint, Mich., Forte' worked in public relations for General Motors and Honeywell after attending college in Missouri (Lincoln University).

The 41-year-old Forte' (3/17/50) resides in Weston, Mass., with his wife, Christine, and their daughters— Brandi (10) and Jade (8).

TOM BASS



Vice President Public Relations Player Assistance

On February 26, 1991, Tom Bass was named the Patriots Vice President of Public Relations/Player Assistance. The 55-year-old Bass has been President of Tom Bass Enterprises since forming the company in 1985. The company was devoted to working in a variety of projects, each connected with the world of football.

Bass has served NFL Properties as a contributing editor to the Super



Bowl program for eight different Super Bowls. In addition, Bass has produced books and articles for NFL Properties, including "Play Football The NFL Way" in 1989. Bass also created and designed a "Nintendo NFL Football Game" in 1988 which came on the market during the 1989 football season.

He has presented a "Tom Bass Football Seminar for Women Only" for the past 13 years and he just recently finished writing a book entitled, "A Women's Guide to Professional Football". The book is based upon the hundreds of questions which he has received while conducting clinics.

Bass worked as a consultant on two different occasions in 1986 for the International Sports Marketing Division of Anheuser-Busch in the United Kingdom. He was asked to serve as their Ambassador-At-Large to the teams that then made up the Budweiser American Football League.

Bass has spent five years working in the player personnel side of professional football, four with the Cincinnati Bengals from 1971-74 and one year with the Tampa Bay Buccaneers in 1985. He spent the years with the Bengals as a scout while his responsibilities with the Buccaneers was the drafting and signing of college players and pro personnel.

Bass broke into the coaching ranks with San Jose State University in 1957 and remained there until 1960. Other coaching stops in Bass' career include San Diego State University (1961-63), San Diego Chargers (1964-68), Cincinnati Bengals (1969-71) and the Tampa Bay Buccaneers (1976-81) before returning to the Chargers from 1982-85.


IMPORTANT DATES

- July 11 Rookies Report To Training Camp
- July 18 Full Squad Reports To Training Camp
- July 27 Hall of Fame Induction and Game
- August 20 Roster cutdown to 60 players
- August 26 Roster cutdown to 47 players
- September 1 Regular Season Opener at Indy Hoosier Dome (4:00 p.m.)
- October 8 Trading Deadline at 4 p.m. (EDT)
- December 23 Regular Season Ends
- December 28-29 First Round of Playoffs
- January 4-5 Second Round of Playoffs
- January 12 Conference Championships
- January 26 Super Bowl XXVI in Minneapolis



COACHES

DICK MacPHERSON



Head Coach

1991 begins a new era for the New England Patriots and Dick MacPherson embarks upon his first season as a National Football League head coach after 17 years as head coach at the collegiate level.

When announcing the hiring of MacPherson on January 7, 1991, Patriots' Chief Executive Officer Sam Jankovich said, "Hiring Dick MacPherson as Head Coach of the New England Patriots is a great way to start a new era for this organization. Dick as head coach represents all the qualities that we believe are essential to winning in the NFL. He will set the high standards that this program will require both on and off the field."

MacPherson, now the 11th head coach in Patriots' history, had a 10-year career record of 66-46-4 at Syracuse University, including 7-4-2 in 1990. He led the Orangemen to four consecutive bowl appearances (five in the last six years), including a 28-0 win over Arizona in the 1990 Aloha Bowl.

The 60-year-old MacPherson looks to the challenge of turning around a 1-15 football team with his usual enthusiasm and optimism.

"No place else can I have as much impact as I can here," MacPherson said. "We have a chance to make the greatest impact of any team in pro football. Nobody else can do what we can do this year."

MacPherson has faced challenges all throughout his coaching career and has met the challenge each time. MacPherson took over a Syracuse program in 1981 that had been to just one bowl game in 19 years and turned it into a perennial national power. MacPherson went to Syracuse from the Cleveland Browns where he was linebackers coach under head coach Sam Rutigliano from 1978-80.

After short stints as an assistant freshman coach at the University of Illinois and as head coach of wrestling and freshman football at the University of Massachusetts, MacPherson was an assistant at the University of Cincinnati from 1961-65 before moving on to the University of Maryland as defensive backs coach for a season.

MacPherson broke into the NFL ranks in 1967 as linebackers and defensive backs coach with the Denver Broncos under head coach Lou Saban. He later became defensive coordinator with the Broncos and remained there through the 1970 season.

"Mac has great knowledge of the game," said Saban. "He has been at both extremes, at the bottom and at the top and he knows what it takes. He'll work his tail off and there is no doubt he can do the job in New England."

MacPherson left Saban's staff in 1971 to become head coach at the University of Massachusetts. He turned around what had been a struggling program, and in seven seasons with the Minutemen, MacPherson's teams won four Yankee Conference championships and compiled a record of 45-27-1. In addition, he led Massachusetts to a win in the 1972 Boardwalk Bowl.

MacPherson was inducted into the Maine Sports Hall of Fame in 1985 and the Springfield College Hall of Fame on November 5, 1988: In May of 1987, he gave the commencement address at Springfield and received an honorary Doctor of Humanics degree.

MacPherson, a native of Old Town, Maine, entered Maine Maritime Academy in 1948, but left after two years to join the Air Force. After spending



four years in the service, he enrolled at Springfield (Mass.) College and received his B.S. in 1958. MacPherson did his graduate work at Illinois, receiving a Master's degree in 1959.

While at Springfield, MacPherson was a center on the football team and earned three letters. He was a star on the 1956 undefeated squad and was captain of the team as a senior.

MacPherson and his wife, Sandra, have two daughters: Maureen, a graduate of Syracuse University Law School and a litigation attorney in Syracuse for the firm of Hiscock and Barclay, and Janet, a graduate of the College of Human Development at Syracuse.

MacPHERSON COACHING CAPSULE

Pro Career: Begins first year as head coach of the Patriots. Became the club's 11th head coach on January 7, 1991. Entered the NFL ranks in 1967 as linebackers and defensive backs coach with the Denver Broncos and later became their defensive coordinator. Joined Cleveland Browns as linebackers coach from 1978-80.

College Career: Head coach of freshman football, University of Massachusetts 1959-60, assistant at the University of Cincinnati from 1961-65, defensive backs coach, University of Maryland in 1966, head coach at University of Massachusetts from 1971-77. Head coach of Syracuse University from 1981-90.

Year-By-Year Record as Head Coach:

1971- 4-4-1	Massachusetts*	1983-	6-5-0	Syracuse
1972- 9-2-0	Massachusetts*	1984-	6-5-0	Syracuse
1973- 6-5-0	Massachusetts	1985-	7-5-0	Syracuse
1974- 5-6-0	Massachusetts*	1986-	5-6-0	Syracuse
1975- 8-2-0	Massachusetts	1987-	11-0-1	Syracuse#
1976- 5-5-0	Massachusetts	1988-	10-2-0	Syracuse
1977- 8-3-0	Massachusetts*	1989-	8-4-0	Syracuse
1981- 4-6-1	Syracuse	1990-	7-4-2	Syracuse
1982- 2-9-0	Syracuse			

Massachusetts Record (7 years)	—	45-27-1 (.623)
Syracuse Record (10 years)	—	66-46-4 (.586)
Career Record (17 years)	—	111-73-5 (.600)

* Yankee Conference Championships


Lambert Trophy

Bowl Appearances as Head Coach:

- 1972- Boardwalk Bowl
- 1985- Cherry Bowl
- 1987- Sugar Bowl
- 1988- Hall of Fame Bowl
- 1989- Peach Bowl
- 1990- Aloha Bowl



JOE COLLIER




Defensive Coordinator

COACHING: Collier rejoins the Patriots in 1991. He was a defensive backs coach for the Patriots under head coach Lou Saban in 1960-61 before moving on to the Buffalo Bills in 1962. Collier served as head coach of the Bills for three seasons (1966-68) before leaving to join Saban's staff at Denver. Collier stayed with the Broncos for 20 years, leaving after the 1988 season. During his tenure, the Denver defense led the Broncos to three Super Bowls (1977, 1986 and 1987). He was out of football during the 1989 and 1990 seasons. Collier began his coaching career under Saban at Western Illinois University from 1957-59 and then followed him to Boston to coach the Patriots in 1960.

PLAYING AND PERSONAL: Collier was an All-Big Ten selection for Northwestern University in 1954 and played in the Senior Bowl and East-West Shrine Game. The Rock Island, Ill. native was selected in the 1955 NFL draft by the New York Giants, but because of his military commitments, entered the Army instead. After his commitment was completed, he joined the coaching ranks at Western Illinois. The 59-year-old Collier was born on June 7, 1932 in Rock Island, Ill. He and his wife, Shirley, have two daughters, Julie (33) and Lisa (31), and one son Joel (27). Collier resides in Foxboro, Mass.

DICK COURY



Offensive Coordinator


COACHING: Coury begins his first season with the Patriots as offensive coordinator. He spent the 1986-90 seasons as quarterbacks coach with the Los Angeles Rams. Coury joined the Rams in 1986 after spending three seasons as a head coach in the United States Football League (USFL), including one season as head coach of the Boston Breakers in 1983. As quarterbacks coach with the Rams, Coury tutored quarterback Jim Everett, who has led the NFL in touchdown passes in two



of the past three seasons. In 1967, Coury became defensive coordinator for USC. During his three years at USC, the Trojans went to the Rose Bowl each year and won the national title in 1967. Coury then was head coach at Cal State-Fullerton in 1970 and 1971. Coury joined the Denver Broncos in 1972. After two years with the Broncos, Coury was named head coach and president in charge of operations for the Portland Breakers of the World Football League (WFL). When the WFL folded, Coury became an assistant coach with the San Diego Chargers before becoming wide receivers/quarterbacks coach with the Philadelphia Eagles in 1976 and was part of the Eagles' 1981 trip to the Super Bowl. Coury moved to the USFL in the spring of 1983 as head coach of the Breakers and was named Coach of the Year.

PLAYING AND PERSONAL: Coury, a native of Athens, Ohio, was on the football squad at Notre Dame in 1950 as a quarterback. Coury and his wife, Bonnie, have five sons, Mike (37), Rick (35), Steve (34), Rob (32), and Tim (27), and two daughters, Catherine (31) and Linda (29). Coury resides in Foxboro, Mass.

JOEL COLLIER




**Asst. Running Backs
Asst. Wide Receivers**

COACHING: Collier, the son of Patriots defensive coordinator Joe Collier, begins his first season with the Patriots. Collier spent the 1990 season as an offensive assistant under Ray Perkins and Richard Williamson at Tampa Bay. He was a graduate assistant under current Patriots head coach Dick MacPherson at Syracuse University during the 1988 and 1989 seasons. Collier worked with the Orangemen quarterbacks and running backs.

PLAYING AND PERSONAL: Collier was a four-starter at inside linebacker at Northern Colorado from 1984-87. A native of Denver, Co., Collier was a three-time academic All-North Central Conference performer. Collier led the Bears in tackles during his 1985 sophomore season. He received his bachelor's degree in social science education from Northern Colorado in 1987. The 27-year-old Collier was born on December 25, 1963 in Buffalo, N.Y. Collier and his wife, Shirley Ann, reside in Foxboro, Mass.



IVAN FEARS




Wide Receivers

COACHING: Fears begins his first season with the Patriots as wide receivers coach. He spent 11 years (1980-90), 10 years under current Patriots head coach Dick MacPherson, at Syracuse University as receivers coach. Eight of Syracuse's top 10 single season reception and yardage leaders have been coached by Fears, including Scott Schwedes and current New York Jets wide receiver Rob Moore. Fears began his coaching career at William and Mary College as receivers/tight ends coach in 1977. He then coached William and Mary's quarterbacks from 1978-79 before moving to Syracuse in 1980.

PLAYING AND PERSONAL: Fears was a three-year letterman at William and Mary from 1973-75, but saw his career shortened by three knee operations. A native of Suffolk, Va., Fears starred at John Yates High in Suffolk, two times being named Outstanding Player of the Year. He was named to the All-State team after his senior season. The 36-year-old Fears was born on November 15, 1954 in Portsmouth, Va. He and his wife, Beverly, have two sons, Joshua (5) and Aaron (3). The family resides in Franklin, Mass.

NORM GERBER



Inside Linebackers


COACHING: Gerber begins his first season with the Patriots as inside linebackers coach. He spent 10 seasons (1981-90) under current Patriots head coach Dick MacPherson at Syracuse University as defensive coordinator. Syracuse finished in the top 10 in every major defensive category at least once during his tenure. In addition, Gerber-coached defenses produced 17 players drafted by the NFL, including first-rounders Tim Green and Ted Gregory. Gerber went to Syracuse after spending the 1978-80 seasons as defensive coordinator at Dartmouth College. Gerber began coaching at the high school level (1958-64) before moving to Central Connecticut University as defensive coordinator in 1965. He was Columbia University's defensive coordinator from 1969-73, before serv-



ing in the same capacity at Boston College from 1974-77.

PLAYING AND PERSONAL: Gerber was a three-year starter at tackle for the University of Connecticut from 1953-56. He earned All-Yankee Conference honors as a junior and senior and was captain of the squad during his final campaign. Gerber, a native of Turners Falls, Mass., was given Connecticut's Outstanding Senior Award in 1956. As a prep tackle at Turner Falls High, Gerber earned Massachusetts All-State honors in 1952. The 55-year-old Gerber was born on August 11, 1935 in Manchester, N.H. He and his wife, Jeanne, have three daughters, Fay (35), Lynn (32), and Mary (24), and three sons Mike (33), Jim (31), and Jonathon (27). Gerber resides in Hopedale, Mass.

BOBBY GRIER




Running Backs

COACHING: Grier begins his eighth season as running backfield coach for the Patriots. He first came to the Patriots in 1981 under then-Head Coach Ron Erhardt. After one season, Grier moved to Northwestern University in the winter of 1982 to serve under Dennis Green as the offensive coordinator. He returned to the Patriots later that year to become a college scout. He served in that capacity until 1985 when Raymond Berry asked him to again become the Patriots' running backs coach. He has served in that role for six seasons and will remain in that capacity under Dick MacPherson, who wanted Grier to remain on the staff. Grier began his coaching career as an assistant at Kettering (Mich.) High School. Following four years at Kettering, he was Head Coach at Martin Luther King High School in Detroit for four seasons. His 1973 team won the Detroit City title with a 9-1 record. In 1974, Grier joined George Mans' staff at Eastern Michigan as the offensive backfield coach. He was with Mans for two years and with Ed Chlebek for two years at Eastern Michigan. When Chlebek was named Head Coach at Boston College in 1978, Grier became backfield coach in charge of the offensive game plan. He remained at BC until moving to the Patriots in 1981.

PLAYING AND PERSONAL: Grier was an outstanding running back at the University of Iowa, where he was a three-year starter and led the Hawkeyes in rushing as a senior. In addition, Grier was named honorable mention All-Big Ten as a junior and senior. The 48-year-old Grier was born on November 10th, 1942 in Detroit. He and his wife, Wendy, have two sons, Chris (21) and Michael (16). The family resides in Holliston, Mass.



ROD HUMENUIK




Offensive Line

COACHING: Humenuik begins his sixth season with the Patriots and will coach the offensive line under head coach Dick MacPherson. Humenuik is in his second stint with the Patriots, working under former Head Coach Raymond Berry from 1985 through 1988 and then rejoining the club in 1990 under Rod Rust, who hired him on March 10th, 1990. Humenuik began his pro coaching career with the CFL's Toronto Argonauts in 1973, serving as offensive line coach for two seasons before becoming offensive line coach for the Cleveland Browns from 1975 through 1982. He became offensive line and running game coach at Kansas City in 1983 and stayed with the Chiefs until after the 1984 season. From 1985 until 1988, Humenuik was the Patriots' assistant head coach and offensive line coach. In addition, he added the title of offensive coordinator in 1986. He spent the 1989 season as offensive line coach for the New York Jets and Head Coach Joe Walton. Humenuik's first coaching job was at Fullerton (Calif.) Junior College where he served as an assistant during the 1964 and 1965 seasons. He then served five years as an assistant coach under John McKay at Southern California from 1966-70.

PLAYING AND PERSONAL: The 53-year-old Humenuik (born on June 17th, 1938 in Detroit, Mich.) was a standout offensive guard at Southern California from 1956 through 1958. After his collegiate career, he played three seasons at Winnipeg (CFL) under Bud Grant.

STAN JONES



Defensive Line


COACHING: Jones begins his first season with the Patriots as defensive line coach. He has coached in the NFL for the past 24 years with three different teams. Jones worked with the Cleveland Browns as strength and conditioning coach during the 1989 and 1990 seasons. He began his coaching career with the Denver Broncos in 1967 under head coach Lou Saban as defensive line coach. He followed Saban to Buffalo in 1972. In 1976, Jones rejoined the Broncos under head coach Red Miller



and remained in Denver through the 1988 season. Jones was among the first strength coaches in the NFL, serving in a dual role with the Broncos until the advent of full-time strength coaches.

PLAYING AND PERSONAL: Jones is entering his 38th consecutive year in pro football. He played 13 years in the league (1954-66), 12 with the Chicago Bears and one with the Washington Redskins. Jones will be inducted into the Pro Football Hall of Fame in Canton, Ohio on July 27, 1991. A seven-time Pro Bowler and an All Pro four times, he played both offensive guard and defensive tackle until 1963, when he played defensive tackle exclusively. Jones was an All-America tackle at the University of Maryland in 1953 and was named the nation's Lineman of the Year. In 1977, the Altoona, Pa. native, was named to the Atlantic Coast Conference's 25-year all-star team. He is a member of Pennsylvania's Sports Hall of Fame. The 59-year-old Jones was born on November 24, 1931 in Altoona, Pa. He and his wife, Darlis, have one daughter, Sherrie (34), and two sons, Kevin (33) and Tony (33). Jones resides in Walpole, Mass.

MYREL MOORE




Outside Linebackers

COACHING: Moore begins his first season with the Patriots as outside linebackers coach. He spent the past two seasons out of football after spending seven seasons (1982-88) with the Denver Broncos. He worked as linebackers coach under Patriots defensive coordinator Joe Collier from 1983-88 after spending the 1982 season as offensive line coach. Moore began his coaching career at Santa Ana Junior College in 1959 before moving to the University of California as defensive coordinator in 1963. Moore then became Denver's offensive line and special teams coach in 1972 before taking over linebacker coaching duties in 1973. He was with the Oakland Raiders as linebackers coach from 1978-80 before returning to Denver as a scout in 1981. He returned to coaching with the Broncos in 1982 and remained in that capacity until leaving Denver following the 1988 season.

PLAYING AND PERSONAL: Moore was a tight end and linebacker at the University of California-Davis from 1954-56 and he earned All-Conference honors at linebacker in 1955 and 1956. He played defensive back for the Washington Redskins in 1957 and 1958 before beginning his coaching career. The 57-year-old Moore was born on March 9, 1934 in Sebastopole, Calif. Moore, a native of Calistoga, Calif., and his wife, Sondra, have three daughters, Michelle (30), Meagan (13), and Maycee (11), and one son, Michael (27). The family resides in Foxboro, Mass.



DANTE SCARNECCHIA




**Tight Ends
Special Teams**

COACHING: Scarnecchia, the Indianapolis Colts' offensive line coach for the past two seasons (1989-90), returns to New England where he was the Patriots' special teams/tight ends coach from 1982-88. Scarnecchia began his coaching career as offensive line coach at California Western University in 1970. He moved to Iowa State in 1973, where he was offensive line and defensive backfield coach under Earle Bruce. He spent the 1975 and 1976 seasons at Southern Methodist University before becoming Pacific University's offensive line coach and recruiting coordinator in 1977. After spending one season (1979) at Northern Arizona, he returned to SMU in 1980 as offensive line coach. He remained there until moving to the Patriots in 1982.

PLAYING AND PERSONAL: Scarnecchia played offensive guard and center at California Western University, now U.S. International, from 1968-70. He earned All-NAIA District III honors as a senior at California Western. Scarnecchia began his collegiate career at Taft Junior College in 1966 before transferring to California Western. A native of Los Angeles, Ca., Scarnecchia holds a master's degree in physical education from U.S. International. The 43-year-old Scarnecchia was born on February 15, 1948 in Los Angeles. He and his wife, Susan, have one son, Steve (13), and one daughter Lisa (10). The family resides in Wrentham, Mass.

DAVE UYRUS



**Asst. Defensive Line
Asst. Special Teams**


COACHING: Uyrus begins his first season with the Patriots as asst. defensive line/asst. special teams coach. He spent the last 10 seasons (1981-90), seven full-time, with current Patriots head coach Dick MacPherson at Syracuse University as tight ends and tackles coach/special teams coordinator. Uyrus began his coaching career at Middlebury College in 1974 as freshman coach and then served as a graduate assistant under MacPherson at the University of Massachusetts in 1977 and



1978. He also spent time at American International (1979) and Merchant Marine Academy (1980) before going to Syracuse in 1981.

PLAYING AND PERSONAL: Uyrus was a four-year letterman at Middlebury College from 1970-73 and was co-captain during his final campaign. He earned honorable mention Little All-America, All-New England and All-ECAC honors after his senior season. A native of Adams, Mass., Uyrus holds a master's degree in sports management from the University of Massachusetts-Amherst. The 38-year-old Uyrus was born on August 19, 1952 in Adams, Mass. He and his wife, Heidi, have one daughter, Haley (3). The family resides in Wrentham, Mass.

CHARLIE WEST



Defensive Backs


COACHING: West begins his first season with the Patriots as defensive backs coach. He spent six years as the Denver Broncos' defensive backfield coach from 1982-88. He spent the 1990 season out of football after being Howard University's defensive coordinator in 1989. West began his coaching career at Macalester College in St. Paul, Minn., as defensive backfield coach in 1981. He became the University of California's outside linebackers and special teams coach in 1982. He then moved to the Broncos in 1983.

PLAYING AND PERSONAL: West had a 12-year NFL playing career as a defensive back that included stays with the Minnesota Vikings (1968-73), Detroit Lions (1974-77) and the Denver Broncos (1978-79). West, a native of Big Spring, Tex., began his collegiate career at Angelo State University before lettering three years at the University of Texas-El Paso from 1966-68. The 44-year-old West was born on August 31, 1946 in Terrell, Tex. West and his wife, Barbara, have one son, Michael (24) and one daughter, Sandra (21). West resides in North Attleboro, Mass.



RAY AGNEW

92



Defensive End 2nd Year
Ht: 6-3 Wt: 272 Born: 12/9/67
North Carolina State

PRO CAREER: 1990- Started nine of the 12 games he played in as a rookie ... named to the Pro Football Weekly, Football News, Football Digest and College and Pro Football Newsweekly All-Rookie teams ... was ninth on the team with 52 tackles (38 solo) ... had six tackles (three solo) in first career start vs. Miami (9/9) ... recorded first career sack against Cincinnati's Boomer Esiason (9/23) ... had a season-high eight tackles vs. NY Jets (9/30) ... started vs. Seattle (10/7) and had six tackles (three solo) and one half sack ... had six tackles (four solo) in a start vs. Kansas City (12/2) ... started at right defensive end vs. Washington (12/15) and recorded seven tackles (six solo) ... missed final two games of season with knee injury ... drafted by the Patriots in the first round of the 1990 draft (10th player selected).

GAMES PLAYED/STARTED: 12/9 (1990-12/9)

COLLEGE: Four-year player for the Wolfpack ... was fourth on the team in tackles with 87 (56 solos) and had six sacks ... honorable mention All-America selection by the Associated Press and All-Atlantic Coast Conference first team after his junior season in 1988 when he started every game at defensive tackle, finishing with 72 tackles (41 solos) and five sacks ... was ACC Rookie of the Year in 1986 after making 48 tackles (28 solos) and two sacks.

PERSONAL: Single ... majored in history at North Carolina State ... was the Defensive Most Valuable Player as a senior at Carver High in Winston-Salem, N.C. after recording 70 tackles and 10 sacks in only seven games ... was the sports editor of the school's newspaper and a member of the National Honor Society ... born Raymond Mitchell Agnew on December 9, 1967 in Winston-Salem, N.C.


AGNEW'S CAREER DEFENSIVE STATISTICS

Year	G	Total	—Tackles—		Sacks	Fum	Pass
			Solo	Assists		Rec	Def.
1990	12	52	38	14	3.5	1	3

OTHER STATS: Forced Fumbles: 1990-1.

MARVIN ALLEN

39



Running Back 4th Year
Ht: 5-10 Wt: 208 Born: 11/23/65
Tulane

PRO CAREER: 1990- Played in eight games, with three starts and rushed for 237 yards on 63 carries and one TD ... had career-high 71




1987- Named Patriots' Rookie of the Year by the 1776 QB Club and selected on virtually every all-rookie honor team ... named co-winner (with Garin Veris) of the Jim Lee Hunt Award, which is presented annually to the club's top interior lineman as selected by the coaches ... first rookie to start on the club's offensive line since John Hannah in 1973 ... played entire season with a special shoulder harness, which was required after he injured it during both mini-camp and training camp (had surgery on the shoulder on 12/30, two days after the 1987 season). Drafted by the Patriots in the first round of the 1987 draft (23rd player selected).

GAMES PLAYED/STARTED: 60/60 (1987-12/12, 1988-16/16, 1989-16/16, 1990-16/16)

COLLEGE: Moved to the offensive left tackle spot from the tight end position three days into the spring practice of 1985, his junior year ... started that fall and did not allow a sack in the last seven games ... played in the Senior Bowl after being selected AP first-team All-South Independent, as well as being selected the team's Outstanding Offensive Lineman, in 1986 ... as a sophomore tight end in 1984, started all 11 games and finished second on the team in receptions with 26 for 289 yards and three TDs.

PERSONAL: Single ... working towards getting his college degree (political science major) ... as a high school senior, was an All-America honorable mention and all-county selection as a tight end at Central High in Miami, Fla. ... holds school's record for TDs in a game (4) ... named school's top scholar-athlete as a senior ... high school coach, Rudy Barber, played for the Miami Dolphins in 1968 ... lettered three times in track and football ... mom, Mildred, is a long-time Dolphins fan ... born Bruce Charles Armstrong on September 7, 1965 in Miami, Fla.

VINCENT BROWN 59



Linebacker 4th Year
Ht: 6-2 Wt: 245 Born: 1/9/65
Mississippi Valley State

PRO CAREER: **1990-** Played in all 16 games, with 14 starts ... started nine games at outside linebacker and five at inside linebacker ... finished fourth on team with 87 tackles (57 solos), one forced fumble and 2.5 sacks ... started at OLB in season opener vs. Miami (9/9) and had eight tackles (five solos) ... had four tackles and one sack at Indianapolis (9/16) ... led team with nine tackles (seven solos) and forced a fumble at Phoenix (11/25) ... started at middle linebacker vs. N.Y. Giants (12/30) and had seven tackles (five solos). **1989-** Played in 14 games, with 10 starts (eight starts at RILB and two starts at LOLB) ... missed the final two games of the season with a sprained right ankle ... fifth on the team in tackles with 78 (47 solos) ... given the Patriots' 12th Player Award by the club's Huddle Fan Club ... made 11 tackles (five solos) against vs. NY Jets (11/5) ... got first NFL interception vs. Indy (12/3). **1988-** Saw action in all 16 games, with three starts ... started at LILB in two games at Buffalo (10/23) and vs. Chicago (10/30) and one game at RILB at Indy (11/27) ... had a career-high 14 tackles (nine solos) at Buffalo (10/23) in first NFL start. Drafted by the Patriots in the second round of the 1988 draft (44th player selected).


GAMES PLAYED/STARTED: 46/27 (1988-16/3, 1989-14/10, 1990-16/14)



playing tackle as a sophomore ... played in the Senior Bowl following final campaign.

PERSONAL: Married (Jenifer) ... they have one son, Christopher, who was born on November 11, 1990 ... graduated from Texas with an economics/business administration degree ... attended Memorial High in Houston, Texas ... born Gene Alan Chilton on March 27, 1964 in Houston.

STAN CLAYTON 76



Offensive Tackle 4th Year
Ht: 6-3 Wt: 265 Born: 1/31/65
Penn State


PRO CAREER: 1990- Played in 11 games with three starts, all at right tackle ... started three consecutive games, beginning vs. Indianapolis (11/11) ... also started at Buffalo (11/15) and at Phoenix (11/25) ... injured his left ankle and knee and did not play remainder of season ... also spent time at guard during first half of season. 1989- Played in 14 games with nine starts for Atlanta ... played left tackle during second half vs. L.A. Rams (9/10) in place of injured Mike Kenn ... became starting left guard in week four at Green Bay (10/1) and remained there for three weeks ... missed two weeks because of an ankle sprain but came back to start in week 9 vs. Buffalo (11/5) ... after two-week absence, started at left guard final five weeks of season. 1988- Spent most of season with Falcons on Injured Reserve because of sprained left knee ... activated for final month of season and started two games at right guard, at L.A. Rams (12/11) and at New Orleans (12/18), in place of injured Bill Fralic. Signed by the Patriots on September 4, 1990 as a free agent after being released by Atlanta ... originally a 10th round draft choice by Atlanta in 1988 draft (250th player selected).

GAMES PLAYED/STARTED: 28/14 (1988-3/2, 1989-14/9, 1990-11/3)

COLLEGE: Was a starter at offensive tackle for Penn State during undefeated 1986 national championship season ... became starter at right tackle in week 10 of sophomore season and stayed there throughout collegiate career ... played in three bowl games with the Nittany Lions (Orange, Fiesta, and Citrus).

PERSONAL: Single ... majored in administration of justice at Penn State ... hopes to have career with FBI or CIA after playing days are over ... played both offensive and defensive tackle at Cherry Hill (New Jersey) High ... also competed in wrestling and track in high school ... born Stan David Clayton on January 31, 1965 in Cherry Hill, N.J.

ERIC COLEMAN 22



Cornerback 3rd Year
Ht: 6-0 Wt: 190 Born: 12/27/66
Wyoming

PRO CAREER: 1990- Played in seven games as reserve defensive



back ... suffered torn ligaments in left knee vs. Buffalo (10/28) and spent rest of the season on Injured Reserve ... finished season with five tackles (four solos) and one forced fumble ... had one solo tackle and 1.5 special teams tackles at Cincinnati (9/23) ... enjoyed best game of the season vs. Seattle (10/7) by recording three tackles (two solos) and one special teams tackle. **1989-** Played reserve role in the defensive secondary for eight games before being placed on Injured Reserve on (11/11) with a hamstring injury ... had first NFL interception vs. Houston on (10/8) . also made five tackles (four solos) against Houston. Drafted by the Patriots in the second round of the 1989 draft (43rd player selected).

GAMES PLAYED/STARTED: 15/0 (1989-8/0, 1990-7/0)

COLLEGE: All-Western Athletic Conference first-team selection as a senior after starting every game at left cornerback and leading the team in tackles with 93 ... had nine deflections, two interceptions (no return yards) and one forced fumble ... moved to cornerback from halfback before his junior season and finished year with 21 tackles and two interceptions while splitting time at one of the positions ... started college career as a wide receiver, but was moved to halfback as a sophomore ... also was on collegiate track team for four years ... in indoor track, won the 60-meter WAC championship with 6.2 clocking ... had best in high jump of 6-8 and long jump best was 24-7.

PERSONAL: Single ... working towards degree in business ... attended Thomas Jefferson High in Denver, Co., where he lettered three years in football and four years in track ... had game-winning 30-yard FG in closing seconds in playoffs as senior; longest FG was 35-yarder ... ran anchor of relay teams ... still holds high school long-jump record (22-10, as senior) ... one of seven children ... born Eric Gerard Coleman on December 27, 1966 in Denver, Co.

COLEMAN'S CAREER DEFENSIVE STATISTICS

Year	G	Total	— Tackles —			Fum. Rec.	Pass Def.
			Solo	Assists	Sacks		
1989	8	17	15	2	0	0	0
1990	7	5	4	1	0	0	0
Totals	15	22	19	3	0	0	0


INTERCEPTIONS

Year	G	No.	Yds.	Avg	LG	TD
1989	8	1	1	1.0		0
1990	7	0				
Totals	15	1		1.0		0

OTHER STATS: Forced Fumbles: 1990- 1.

MARV COOK

85



Tight End 3rd Year
Ht: 6-4 Wt: 234 Born: 2/24/66
Iowa

PRO CAREER: 1990- Started all 16 games at tight end ... Finished second on the team with 51 receptions for 455 yards ... was second among NFL tight ends with five TD receptions ... was selected AFC All-Pro by Football News ... made first career start vs. Miami (9/9) and caught two passes for 43 yards, including a 35-yard TD ... was named Miller Lite Player of the Game vs. N.Y. Jets (9/30) by catching six passes for 45 yards ... also caught six passes for 45 yards vs. Seattle (10/7) ... led team with four receptions for 36 yards, including a 22-yard TD at Phoenix (11/25) ... earned Miller Lite Player of the Game honors vs. Kansas City (12/2) by catching six passes for 37 yards, including a two-yard TD. **1989-** Played reserve role at tight end for 16 games ... had first



NFL catch vs. Seattle (9/24) (five yards) ... led special teams in tackles with 22 (10 solos), with one forced fumble ... named to Pro Football Weekly's All-Rookie team as a special teams performer. Drafted by the Patriots in the third round of the 1989 draft (63rd player selected).


GAMES PLAYED/STARTED: 32/16 (1989-16/0, 1990-16/16)

COLLEGE: Two-year starter at Iowa ... caught 126 passes over his college career, second on the school's all-time reception list behind Ronnie Harmon's 149 ... caught at least two passes in final 22 college games ... caught 96 passes his last two seasons for 1,405 yards and five TDs ... teammates picked him team Offensive MVP as both a junior and senior ... as a senior, named first-team All-America by College and Pro Football Newsweekly, UPI, Football News and Kodak ... named first-team All-Big Ten as a junior and senior ... nation's top receiver among tight ends as a senior with 55 for 645 yards and three TDs (school records for TEs) ... also punted as a junior and senior (five for 39.0 avg. as junior and 15 for 37.4 avg. as senior).

PERSONAL: Single ... graduated with a degree in business administration at Iowa ... is involved in various charities in the offseason, including the American Diabetes Association ... attended West Branch (Iowa) High, where he earned 14 letters (in football, basketball, baseball and track; captain in all as senior) ... comes from town of 2,000 people (birthplace of Herbert Hoover) ... quarterback for high school team which went 8-1 during senior and sophomore years and 7-2 during junior year ... threw for more than 2,400 yards over his final two years ... was first-team all-state in football as senior ... won the state's 400-meter hurdles title as senior on team which won state track title during both his junior and senior years ... also averaged 18 points and 11 rebounds a game in basketball ... born Marvin Eugene Cook on February 24, 1966 in Iowa City, Iowa.

COOK'S CAREER RECEIVING STATISTICS						
Year	G	No.	Yds.	Avg.	LG	TD
1989	16	3	13	4.3	5	0
1990	16	51	455	8.9	35†	5
Totals	32	54	468	8.7	35†	5

ELBERT CRAWFORD 65



Offensive Guard 2nd Year
Ht: 6-3 Wt: 280 Born: 6/20/66
Arkansas

PRO CAREER: 1990- Played in 14 games, all in reserve role ... contributed primarily on special teams ... saw first NFL action on special teams in Week Three at Cincinnati (9/23). Signed by the Patriots on September 12, 1990 as a free agent after being released by the L.A. Rams ... originally drafted by the Rams in the eighth round of the 1990 draft (216th player selected).

GAMES PLAYED/STARTED: 14/0 (1990-14/0)

COLLEGE CAREER: Was second team All-America selection by The Sporting News and honorable mention by Associated Press after senior season at Arkansas ... also earned first team All-Southwest Conference honors after final campaign ... played all positions in offensive line for Razorbacks before settling in at center as a senior ... was a reserve defensive tackle as a freshman and reserve tight end as a sophomore.



vs. New Orleans on 11/12, vs. Indy (12/3), at Pittsburgh (12/17) and vs. LA Rams (12/24) ... first TD came on second NFL reception, a 10-yarder vs. Miami (9/17). Drafted by the Patriots in the first round of the 1989 draft (16th player selected).


GAMES PLAYED/STARTED: 26/16 (1989-16/6, 1990-10/10)

COLLEGE: A consensus All-America choice as a senior, he holds virtually every school game, season and career receiving record ... during his four years, he caught 203 passes for 3,171 yards and 29 TDs ... broke Big Eight Conference record of career catches and surpassed Johnny Rodgers' all-time conference receiving yard mark of 2,479 yards ... was a three-time All-Big Eight selection ... as junior, had 61 catches for 978 yards and eight TDs to lead conference's receivers in all three categories ... had at least 60 receptions in each of last three college seasons ... caught at least two passes in last 36 college outings ... also played baseball (left-handed pitcher).

PERSONAL: Single ... majored in business in college ... attended Bay City (Texas) High where he was one of the most heavily recruited football players in the country ... lettered three times in both football and basketball and earned two letters in baseball; was also on the track team ... led team to Texas State Championship in three sports (football, basketball and track; made it to regionals in baseball) ... was co-captain in all three sports ... career prep receiving totals: 94 catches for 2,862 yards (third best in Texas history) ... named top football player in state as senior ... was Parade All-America as well as USA Today's national high school Offensive Player of the Year ... high school teammate was Joe DeLoach, who beat Carl Lewis in the 200-meter finals at the Seoul Olympics in 1988 to capture the gold medal ... as nine-year-old, won national punt, pass and kick competition, and at age 11 won national pitch, hit and run event ... born Hart Lee Dykes, Jr. on September 2, 1966 in Bay City, Texas.

DYKES' CAREER RECEIVING STATISTICS						
Year	G	No	Yds.	Avg	LG	TD
1989	16	49	795	16.2	42	5
1990	10	34	549	15.3	35t	2
Totals	26	83	1343	15.7	42	7

RON FRANCIS **28**



Cornerback **5th Year**
Ht: 5-9 Wt: 186 **Born: 4/7/64**
Baylor

PRO CAREER: 1990- Played in 15 games for the Cowboys ... had 35 tackles (20 solos), two passes defensed and two fumble recoveries ... also had nine special teams tackles ... had a season-high six tackles vs. Washington (11/22) ... recovered a fumble in the end zone vs. N.Y. Giants (9/16) ... saw action at free safety vs. New Orleans (12/2). **1989-** Started four games at right cornerback ... had first start of season vs. N.Y. Giants (10/1) and notched an interception ... at Green Bay (10/8), had career-high 10 tackles and one pass defensed ... finished the season tied for the team lead in passes defensed with 10 ... had 34 tackles (24 solos) for the season. **1988-** Dislocated shoulder in the Cowboys intrasquad game during training camp and missed two months ... saw action in 13 games with two starts and finished the year with 25 total tackles (20 solos) ... played primarily in passing situations after returning



played and tied for the team lead in forced fumbles (2) and finished second in passes defended with 12 ... returned first NFL interception 18 yards for a TD at New England (11/15) ... had interception of Dan Marino vs. Miami (11/22). Acquired by the Patriots on April 22, 1991 to complete a draft-day trade ... was originally a second-round draft pick of the Cowboys in 1987.

GAMES PLAYED/STARTED: 54/17 (1987-11/11, 1988-13/2, 1989-15/4, 1990-15/0)


COLLEGE: A two-time All-Southwest Conference pick at Baylor ... was the SWC defensive player of the year in 1985 ... led the conference in interceptions during final two years with the Bears ... played running back during 1984 season before switching to defense.

PERSONAL: Married (Janice)...majored in physical education at Baylor...starred in football and track at LaMarque (Tex.) High...brother James was an All-America linebacker at Baylor and a first-round draft choice of the Cincinnati Bengals...born Ronald Bernard Francis on April 7, 1964.

FRANCIS' CAREER DEFENSIVE STATISTICS								
Year	G	Total	Assists	Solo	Sacks	Fum		Def.
						Rec	For	
1987 (DAL)	11	48	8	40	0	2	2	12
1988 (DAL)	13	25	5	20	0	0	0	7
1989 (DAL)	15	34	10	24	0	0	0	10
1990 (DAL)	15	35	15	20	0	2	0	2
Totals	54	142	38	104	0	4	2	33

INTERCEPTIONS						
Year	G	No.	Yds.	Avg	LG	TD
1987 (DAL)	11	2	18	9.0	18t	1
1988 (DAL)	13	1	29	29.0	29	0
1989 (DAL)	15	1	2	2.0	2	0
1990 (DAL)	15	0	—	—	—	—
Totals	54	4	49	12.3	29	1

IRVING FRYAR 80



Wide Receiver 8th Year
Ht: 6-0 Wt: 200 Born: 9/28/62
Nebraska
Pro Bowl Season: 1985

PRO CAREER: Patriots' fifth all-time leading receiver with 240 catches for 3,921 yards and 31 TDs ... also club's all-time leading punt returner with 204 for 2,045 yards (10.0 avg.) and three TDs. **1990-** Played in all 16 games with 15 starts ... led team with career-highs in receptions (54) and receiving yards (856) ... caught three passes for 79 yards and a TD in season opener vs. Miami (9/9) ... caught five passes for 73 yards at Cincinnati (9/23) ... named Miller Lite Player of the Game at Philadelphia (11/4) after catching four passes for 115 yards and a TD ... had a season-high seven receptions for 85 yards at Buffalo (11/18). **1989-** Played in 11 games (five starts) ... missed two games with a minor injury to his left knee and three games after suffering a sprained medial collateral ligament in his right knee at Indy (10/29) ... at SF (10/22), caught five passes for 102 yards ... returned 12 punts for 107 yards (8.9 avg.), with one fair catch, and returned one kickoff a career-long 47 yards (vs. LA Rams 12/24). **1988-** Suffered sprained ankle and small bone chip fracture in left foot prior to 1989 season (on 6/3) while working out and had to wear cast for a month ... with Fryar returning all the punts, NE was fourth in NFL in punt returns with a 10.5 avg. (38 returns for 398 yards)



was third in AFC and tied for fifth in NFL with that average ... only called for eight fair catches ... had long return of 30 yards vs. Chicago (10/30) ... led team in TD catches with five, the most dramatic being an 80-yarder vs. Chicago (10/30) on first play of game, from QB Doug Flutie ... had 20 of his catches come in first eight games ... only NE player to gain over 100 yards via receptions in 1988, with 122 yards on three catches vs. Chicago (10/30) ... missed one game, at Denver (12/17), due to hamstring injury. **1987-** Started all 12 non-strike games ... was 3rd on team in receptions (31) ... led team in TD receptions with five. **1986-** Third on the team in catches ... second on team in TD catches (6) ... was third in the AFC in punt return average (10.5) ... at LA Rams (11/16), caught a "Hail Mary" pass from Tony Eason with no time left to give the Patriots a 30-28 win. **1985-** Tied for second on team in catches during regular season with 39 ... led all NE receivers in TD catches with seven ... 10 TDs was most on team since Tony Collins' 10 in 1983 ... had one TD run eight yards at Seattle (11/17), for his first NFL TD run and had two TDs on punt returns- 85 yards at Buffalo (9/22), for second-longest in team history behind Mike Haynes' 89-yarder in 1976; and he also had 77-yard TD vs. Indy (11/10), for fourth-longest punt return in team history ... his 85-yard punt return at Buffalo (9/22) was longest in NFL 1985 season ... had 37 punt returns for 520 yards (second in NFL in yards), a 14.1 avg. during regular season to lead NFL ... in leading NFL in punt returns, was only 3rd Patriot ever to lead league and his numbers were second-best season in team history for yardage and average ... started 16 of the 20-game season (14 of 16 regular season games); did not start at Chicago (9/15), because of rib injuries suffered late vs. Green Bay (9/8); did not start at Indy (12/1) because of calf injury and did not start playoff game at Miami (1/12/86) because of cut tendons in right little finger suffered during week ... caught team's only TD in Super Bowl XX ... caught passes in 13 consecutive games (from third week at Buffalo 9/22 to 15th week at Miami 12/16; with streak ending 12/22 vs. Cincinnati). **1984-** Was the 4th top punt returner in the AFC and ranked 6th in the NFL with a 9.6 average with 347 yards in 36 returns ... tied Patriot team record with seven punt returns at Dallas (11/22, fourth time in team history). Drafted by the Patriots in the first round of the 1984 draft (first player selected).

GAMES PLAYED/STARTED: 98/75 (1984-14/2, 1985-16/14, 1986-14/13, 1987-12/12, 1988-15/14, 1989-11/5, 1990-16/15)

COLLEGE: A consensus All-America choice in 1983 ... caught 40 passes as a senior for 780 yards (19.5 avg., with eight TDs), adding up to a career total of 67 passes for 1,196 yards (17.9 avg.), with 11 TDs ... his career receiving yardage ranks second only to Johnny Rodgers' 2,479 in Nebraska record books ... played in East-West Shrine game and the Japan Bowl all-star games ... as junior, suffered numerous injuries but still was country's third top punt returner, and Big Eight leader with 15.4 average on 18 returns ... threw 37-yard TD pass vs. Oklahoma ... in 21-20 Orange Bowl victory over LSU, had 84 yards on five catches, 12 yards on two carries and 56 yards on two punt returns ... as sophomore, split time at wingback spot and was tops in league and fourth in nation in punt returns ... had two punt returns for TDs — 82-yarder vs. Florida State and 63-yarder vs. Iowa State first collegiate catch was 49-yard TD vs. Kansas State.

PERSONAL: Married (Jacqueline) ... has two sons, Londen (5) and Irving Jr. (4), and one daughter, Adrienne (1) ... won 1776 QB Club Community Service Award in 1988 for his numerous talks to youth groups for the "Just Say No" program ... was a receiver and safety at Rancocas Valley Regional High (same school that produced Franco, Pete and Giuseppe Harris) in New Jersey ... can play five musical instruments ... born Irving Dale Fryar on September 28, 1962 in Mount Holly, N.J.




COLLEGE: Played collegiately at the University of Iowa ... played guard for the Hawkeyes and was the first Iowa lineman drafted in the 1987 draft ... entered college as a tight end prospect ... also competed in the shot put for the Iowa track team ... was the 1987 Big Ten champion in the shot-put and is still the Iowa record holder (60.5) ... was the track team's Most Valuable Performer as a senior ... also co-captained the track team in 1987.

PERSONAL: Single ... graduated with an MBA (emphasis in Finance) from Iowa in May of '91 ... attended Oxford (Mich.) High where he was a standout lineman ... was also an All-State shot-putter in high school and holds the school record in the discus ... grandfather was an honorable mention All-America at the University of Michigan in the late 1930's ... born Christopher Hughes Gambol on September 14, 1964 in Pittsburgh, Pa.

CHRIS GANNON

91



Defensive End 3rd Year
Ht: 6-6 Wt: 260 Born: 1/20/66
Southwestern Louisiana

PRO CAREER: 1990- Played in six games with two starts ... finished the season with 10 tackles (seven solos) ... spent the first eight weeks of the season on Injured Reserve recovering from a 1989 knee injury ... saw first action of the season in a reserve role at Phoenix (11/25) ... started final two games of the season (12/23 at N.Y. Jets and 12/30 vs. N.Y. Giants) at defensive end. **1989-** Played in 10 games (one start) for the Chargers before being placed on Injured Reserve on November 17 with a knee injury ... was claimed by the Chargers on September 4 after being waived by the Patriots during the final cutdown to 47 players. Signed with the Patriots on March 31, 1990 as a Plan B free agent from the San Diego Chargers ... was originally a third-round draft pick of the Patriots in 1989 (73rd player selected).

GAMES PLAYED/STARTED: 16/3 (1989-10/1, 1990-6/2)

COLLEGE: Had 18 career sacks at SW Louisiana, with six coming in senior year ... was second on the team in tackles as a senior with 94 (52 solos) ... also had an interception vs. Memphis State ... as a junior, led the team's defensive linemen with 70 tackles (39 solos) and six sacks ... was bothered by a twisted knee, sore neck and pinched nerve in the shoulder as a sophomore.

PERSONAL: Married (Ruth Ann) ... graduated from SW Louisiana with a liberal arts degree ... is active in the Say No To Drugs campaign ... wife ran track at SW Louisiana and was named to the All-Southland Conference team ... attended Orange Park (Fla.) High, where he was two-time all-county and all-district in football as a tight end ... was second-team Class AAAA as senior; named all-state as senior ... in summers of 1986 and '87, worked with visually handicapped as swimming instructor in Lake Whales, Fla. ... in summers of 1987 and '88, worked with deaf and blind in St. Augustine, Fla. ... in summer of 1983, worked three months sodding 17th and 18th fairways at the Tournament Players Championship (TPC) course in Ponte Vedra, Fla. ... born Christopher Stephen Gannon on January 20, 1966 in Brandon, Fla.

GANNON'S CAREER DEFENSIVE STATISTICS							
Year	G	Total	Solo	Assists	Sacks	Rec.	Def.
1989 (SD)	10	0	0	0	0	0	0
1990 (NE)	6	10	7	3	0	0	0
Total s	16	10	7	3	0	0	0



starter (team had 16 players his senior year) ... became school's first athlete ever to go on to Division I college on athletic scholarship ... had 193 tackles as senior, intercepted three passes and blocked an incredible 11 extra-point kicks and three field goals ... was three-time all-district ... won four letters in football, track and wrestling ... was three-time district heavyweight wrestling champ and was regional champ and third in state as senior (had 95-18 record in four years) ... won state AA shot put championship as senior and placed third in shot put in the National Junior Olympics ... was also three-time district champion (best toss at 60 3/4) and two-time regional champ born Timothy Ray Goad on February 28, 1966 in Claudville, Va.


GOAD'S CAREER DEFENSIVE STATISTICS

Year	G	Total	— Tackles —		Sacks	Fum.	Pass
			Solo	Assists		Rec.	Def.
1988	16	42	32	10	2	0	0
1989	16	62	43	19	1	0	1
1990	16	89	53	36	1.5	1	1
Totals	48	193	128	65	4.5	1	2

OTHER STATS: Forced Fumbles: 1989-1.

TIM GORDON

41



Free Safety **5th Year**
Ht: 6-0 Wt: 188 **Born: 5/7/65**
Tulsa

PRO CAREER: 1990- Played in five games with Atlanta (no starts) and registered one tackle and one forced fumble ... spent two weeks on the inactive list (weeks 15 and 16) after signing with the Patriots. **1989-** Played in 14 games, with 13 starts at free safety ... had 74 tackles (44 solos), four interceptions and 12 passes defended ... earned Miller Lite Player of the Game honors vs. New Orleans (11/19) after having seven tackles and two interceptions ... had a season-high nine tackles vs. L.A. Rams (9/10) ... missed three starts (weeks 7-9) with groin pull. **1988-** Started at free safety during final five weeks of season had 50 tackles (28 solos), two interceptions and nine passes defended also had 19 special teams tackles. **1987-** Started eight games at free safety during rookie season ... was released on final cutdown but re-signed after week one Bret Clark went down with a fractured leg ... notched 67 tackles (42 solos), two interceptions and 12 passes defended ... had a career-best 11 tackles twice — at Minnesota (11/15) and at L.A. Rams (12/13). Signed with the Patriots as a free agent on December 22, 1990 after being released by Atlanta ... was originally signed by the Falcons as a free agent before training camp in 1987.

GAMES PLAYED/STARTED: 46/26 (1987-11/8, 1988-16/5, 1989-14/13, 1990-5/0)

COLLEGE CAREER: Was a four-year letterman and a three-year starter at Tulsa ... had 146 total tackles, 12 passes defended and one interception ... led the secondary as a senior with 62 tackles ... also returned punts for Tulsa and finished career with a 10.7 return average on 42 returns ... set a school record in track with a 6.1 time in the 60 and was voted Tulsa's Most Outstanding Runner ... nicknamed the "G-Man".

PERSONAL: Married (Sophia) ... majored in public relations at Tulsa ... was a All-State performer at Ardmore (Okla.) High in both football and track ... very active in charities, both in Atlanta and in New England ... is on the Board of Directors of the Homeless of America ... wife Sophia was




an Atlanta Hawks cheerleader for four years before going into teaching in the Atlanta area ... was born Timothy Carvelle Gordon on May 7, 1965 in Ardmore, Okla.

GORDON'S CAREER DEFENSIVE STATISTICS							
Year	G	Total	— Tackles —			Fum.	Pass
			Solo	Assists	Sacks	Rec.	Def.
1987 (ATL)	11	67	42	25	0	1	12
1988 (ATL)	16	50	28	22	0	1	9
1989 (ATL)	14	74	44	30	0	0	12
1990 (ATL/NE)	5	1	0	1	0	0	0
Totals	46	192	114	78	0	2	33

INTERCEPTIONS						
Year	G	No.	Yds.	Avg	LG	TD
1987 (ATL)	11	2	28	14.0	28	0
1988 (ATL)	16	2	10	5.0	7	0
1989 (ATL)	14	4	60	15.0	34	0
1990 (ATL/NE)	5	0	-	-	-	-
Totals	46	8	98	12.3	34	0

OTHER STATS: Forced fumbles 1990-1.

RICHARD HARVEY 58



Linebacker **2nd Year**
Ht: 6-1 Wt: 227 **Born: 9/11/66**
Tulane

PRO CAREER: 1990- Played in all 16 games, with nine starts (one at OLB, seven at ILB and one at MLB) ... recorded 52 tackles (33 solos) and one special teams tackle ... made first career start (OLB) at Cincinnati (9/23) and had five tackles (four solos) ... started at ILB at Miami (10/18) and recorded four solo tackles ... named Miller Lite Player of the Game after recording a career-high 11 tackles (three solos) vs. Washington (12/15).
1989- Spent the entire season on the Bills Injured Reserve list with a shoulder injury. Signed with the Patriots on March 23, 1990 as a Plan B free agent from the Buffalo Bills ... originally an 11th-round draft pick of the Bills in 1989 (305th player selected).

GAMES PLAYED/STARTED: 16/9 (1989-On Injured Reserve Entire Season, 1990-16/9)

COLLEGE: Hard-hitting linebacker who was among Tulane's leading tacklers for three years ... finished four-year collegiate career with 313 tackles (221 solos) and four interceptions ... made 15 tackles and a sack vs. Kansas State as a senior and was named Sports Illustrated's Defensive Player of the Week ... led the team in tackles as a junior and sophomore.


PERSONAL: Married (Regina) ... mechanical engineering major at Tulane ... was All-State, All-District and All-Conference player at Pascagoula High in Gautier, Miss. ... father, Richard, played pro football for the New Orleans Saints ... born Richard Clemont Harvey on September 11, 1966 in Pascagoula, Miss.

HARVEY'S CAREER DEFENSIVE STATISTICS							
Year	G	Total	— Tackles —			Fum.	Pass
			Solo	Assists	Sacks	Rec.	Def.
1990	16	52	33	19	0	0	0



MARION HOBBY

60



Defensive End 2nd Year
Ht: 6-4 Wt: 277 Born: 11/07/66
Tennessee

PRO CAREER: 1990- Played in all 16 games and had five starts as a rookie ... finished season with 47 tackles (34 solos), one forced fumble and three sacks ... had first career start at right end vs. Indianapolis (11/11) and had four tackles (three solo) and one pass defensed ... notched four solo tackles and recorded first career sack (Jim Kelly) at Buffalo (11/18) ... recorded six tackles (three solo) vs. Kansas City (12/2) ... sacked Cardinals quarterback Tim Rosenbach and had five tackles (three solo) in a start at Phoenix (11/25) ... had career-high eight tackles (four solo) and sacked Jets quarterback Troy Taylor at N.Y. Jets (12/23). Signed by the Patriots on September 4 after being released by Minnesota ... originally a third round 1990 draft pick of the Vikings (74th player selected).

GAMES PLAYED/STARTED: 16/5 (1990-16/5)


COLLEGE CAREER: Three-year starter and four-year letterman at Tennessee ... finished collegiate career with 217 total tackles, seven sacks and 25 tackles-for-loss ... moved from defensive tackle to end as a senior and earned Sporting News honorable mention All-America honors ... was a consensus All-Southeastern Conference choice in 1989 after recording 67 tackles, eight pass break-ups and 13 tackles behind line of scrimmage ... led the Vols defensive line as a sophomore in 1987 with 48 tackles ... was a reserve lineman as a freshman and had 28 tackles ... played in three bowl games (Liberty, Peach and Cotton) for Tennessee ... participated in the Japan and Senior Bowls following senior season.

PERSONAL: Single ... majored in therapeutic recreation at Tennessee ... was an All-State offensive guard and defensive tackle at Shades Valley High in Birmingham, Ala. ... also earned three letters in basketball during high school ... born Marion Eugene Hobby, Jr. on November 7, 1966 in Birmingham, Ala.

HOBBY'S CAREER DEFENSIVE STATISTICS									
Year	G	Total	Solo	Assists	Sacks	Rec	For.	Def.	
1990	16	47	34	13	3	0	1	1	

TOM HODSON

13



Quarterback 2nd Year
Ht: 6-3 Wt: 195 Born: 1/28/67
Louisiana State

PRO CAREER: 1990- Started final six games as a rookie completed 85-of-156 passes (54.5%) for 968 yards, four TDs and five interceptions ... made first start of career at Phoenix (11/25) and was named Miller Lite Player of the Game after completing 17-of-29 passes for 182 yards and



two touchdowns ... completed 20-of-39 passes for 211 yards and a TD in second start vs. Kansas City (12/2) ... at Pittsburgh (12/9), had 14 completions on 27 attempts for 147 yards and rushed three times for 18 yards ... completed career-long 56-yard pass to wide receiver Irving Fryar vs. Washington (12/15) ... had 12 completions on 23 attempts for 118 yards vs. N.Y. Giants (12/30) and completed a 40-yard TD pass to Fryar ... finished fifth on the team with 79 yards rushing. Drafted by the Patriots in the third round of the 1990 draft (56th selection overall).

GAMES PLAYED/STARTED: 7/6 (1990-7/6)


COLLEGE CAREER: Four-year starter at LSU and finished his career as the most prolific passer in the history of the Southeastern Conference ... chosen All-SEC four years in a row by at least one wire service (Associated Press in 1986,'87, '88 & United Press International in 1987,'89) ... holds 19 LSU records and six SEC records ... passed for 9,115 yards in his career, becoming the first 9,000-yard passer (and first 8,000-yard passer) in SEC history ... threw for three or more TDs in a game nine times and threw for 200 or more yards 26 times ... started every game but one in four-year collegiate career (missed 1987 Alabama start due to injury) ... set LSU single-season record for passing yardage as a senior in 1989 with 2,655.

PERSONAL: Single ... majored in Business Administration at LSU ... named an Adidas and a Bally All-America and All-State quarterback as a senior at Central Lafourche (Mathews, La.) High in 1984 after completing 210-of-363 passes for 3,006 yards and 28 TDs ... also averaged 27.4 points per game in basketball his senior year ... born Thomas Paul Hodson on January 28, 1967 in Mathews, La.

HODSON'S CAREER PASSING STATISTICS									
Year	G	Att	Comp	Pct.	Yds	TD	Int	LG	Sacked
1990	7	156	85	54.5	968	4	5	56	20/147

RUSHING STATISTICS						
Year	G	No.	Yds.	Avg.	LG	TD
1990	7	12	79	6.6	23	0

DAVID HOWARD 99



Linebacker 7th Year
Ht: 6-1 Wt: 230 Born: 12/08/61
Long Beach State

PRO CAREER: 1990- Played in 16 games with no starts for the Cowboys ... had 11 tackles (three solos) at linebacker ... played primarily on special teams and had 13 tackles (eight solos). **1989-** Shared the strongside linebacker position with Jack Del Rio in the final eight games, playing the second and fourth quarters ... had 18 tackles (nine solos) in 11 games with the Cowboys ... came to Dallas from Minnesota as part of the Herschel Walker trade (11/19) ... had 15 tackles (11 solos) with the Vikings in five games (three starts) before the trade. **1988-** Started all 16 games at linebacker for the Vikings and finished the season with 46 tackles (31 solos), two fumble recoveries, one forced fumble, one sack and a career-high three interceptions ... had best game of season at Dallas (11/13), notching two solo tackles, a sack, a forced fumble and a fumble recovery. **1987-** Played in 10 games with seven starts ... missed four games with a sprained ankle ... finished the season with 33 tackles (24 solos) and had two passes defended ... had first career interception



vs. Washington (12/13). **1986-** Ranked sixth on the team with a career-high 88 tackles (55 solos) despite missing nearly three games with a hyper-extended elbow ... played in 14 games with 13 starts. **1985-** Had four starts in 16 games for the Vikings ... broke into starting lineup for the last four games of season ... had 80 tackles (44 solos), five passes defended, and three forced fumbles. Acquired by the Patriots on April 22, 1991 to complete a draft-day trade ... was originally a Vikings third-round selection in the 1984 supplemental draft after two season's as a starter for the USFL's Los Angeles Express.

GAMES PLAYED/STARTED: 88/43 (1985-16/4, 1986-14/13, 1987-10/7, 1988-16/16, 1989-16/3, 1990-16/0)


COLLEGE: A three-time Big West All-Conference linebacker at Long Beach State ... earned second team honors as a sophomore and first team honors after final two seasons ... had 242 total tackles, 17 sacks and six interceptions after transferring from Oregon State.

PERSONAL: Has one daughter, Ashlie Monet (5) ... attended Long Beach (Cal.) Poly High and was the city's co-player of the year in 1978 ... working on a degree in education from St. Thomas College in St. Paul, Minn ... owns a fast-food fish restaurant, P&G Fish Fry, in Minneapolis ... born David Howard on December 8, 1961 in Enterprise, Ala.

HOWARD'S CAREER DEFENSIVE STATISTICS								
Year	G	Total	Assists	Solo	Sacks	Rec	For	Def.
1985 (MIN)	16	80	36	44	0	0	3	5
1986 (MIN)	14	88	33	55	2.5	0	3	2
1987 (MIN)	10	33	9	24	0	0	0	2
1988 (MIN)	16	46	15	31	1	2	1	0
1989 (MIN/DAL)	16	34	13	21	0	0	0	0
1990 (DAL)	16	11	8	3	0	0	0	0
Totals	88	291	114	177	3.5	2	7	9

INTERCEPTIONS						
Year	G	No.	Yds.	Avg	LG	TD
1985 (MIN)	16	0	-	-	-	-
1986 (MIN)	14	0	-	-	-	-
1987 (MIN)	10	1	0	0.0	0	0
1988 (MIN)	16	3	16	5.3	10	0
1989 (MN/DAL)	16	0	-	-	-	-
1990 (MIN)	16	0	-	-	-	-
Totals	88	4	16	4.0	10	1

IVY JOE HUNTER 45



Running Back 3rd Year
Ht: 6-1 Wt: 245 Born: 11/16/66
Kentucky

PRO CAREER: 1990- Played in all 16 games for the Colts with one start at Phoenix (12/2) ... used primarily as a special teams player. 1989- Saw action in all 16 games during rookie year with the Colts ... only start of season came at New England (12/3) ... carried the ball 13 times for 47 yards. Signed by the Patriots on April 1, 1991 as a Plan B free agent from the Indianapolis Colts ... originally a seventh-round draft pick of the Colts in 1989.

GAMES PLAYED/STARTED: 32/2 (1989-16/1, 1990-16/1)

COLLEGE: Three-year letterman at the University of Kentucky ... Ranked seventh in school history with 1,687 yards on 461 rushes ... had




19 career rushing TDs ... added 41 career receptions for 353 yards ... had three career 100-yard rushing days, including 238 yards on 20 carries and four TDs against Vanderbilt as a sophomore.

PERSONAL: Single ... first team All-State with 1,388 yards and 12 TDs as a senior at Buchholz High in Gainesville, Fla. ... lettered four times in track, twice in basketball and football ... born Ivy Joe Hunter on November 16, 1966 in Gainesville, Fla.

HUNTER'S CAREER OFFENSIVE STATISTICS						
Rushing						
Year	G	No.	Yds.	Avg.	LG.	TD
1989 (IND)	16	13	47	3.6	11	0
1990 (IND)	16	0	0	0.0	—	0
Totals	32	13	47	3.6	11	0

MAURICE HURST 37



Cornerback 3rd Year
Ht: 5-10 Wt: 185 Born: 9/17/67
Southern

PRO CAREER: 1990- Started all 16 games at cornerback and finished the season with 44 tackles (32 solos), 11 passes defended and one forced fumble ... also tied for the team lead (with CB Ronnie Lippett and FS Fred Marion) with four interceptions ... recorded three solo tackles and intercepted two passes, one preserving a Patriots victory, at Indianapolis (9/16) ... had four tackles (three solos) and an interception at Cincinnati (9/23) ... notched four tackles (two solos) and an interception vs. N.Y. Jets (9/30) ... made three tackles (two solos) and blocked a punt at Pittsburgh (12/9). 1989- Started 14 of the 16 games played in as a rookie ... named to the UPI and College & Pro Football Newsweekly All-Rookie team ... also named the Patriots' Rookie of the Year by the 1776 QB Fan Club ... led the team in interceptions with five (with one TD return) ... had team-high 10 passes defended ... finished ninth on the team in tackles (59) ... returned interception off Buffalo's Jim Kelly 16 yards for a TD to give NE a 30-24 win (11/19). Drafted by the Patriots in the fourth round of the 1989 draft (96th player selected).

GAMES PLAYED/STARTED: 32/30 (1989-16/14, 1990-16/16)

COLLEGE: Two-year starter at cornerback after beginning college career as a wide receiver ... first-team All-Southwestern Athletic Conference as senior after making 28 tackles, three interceptions and nine pass deflections ... was honorable mention All-SWAC as junior after leading league in pass deflections with 18 ... was a walk-on at Southern.

PERSONAL: Single ... working towards physical education degree at Southern ... attended Fortier High in New Orleans, La. ... lettered as wide receiver and defensive back ... was three-year varsity player, making all-district as junior and senior WR ... also member of school's track team (100 and 200); won district title as junior and senior and set school record in 100 as senior with 10.6 ... born Maurice Roy Hurst on September 17, 1967 in New Orleans, La.



HURST'S CAREER DEFENSIVE STATISTICS

Year	G	— Tackles —			Sacks	Fum.	Pass
		Total	Solo	Assists		Rec.	Def.
1989	16	59	48	11	0	0	10
1990	16	44	32	12	0	0	11
Totals	32	103	80	23	0	0	21


INTERCEPTIONS

Year	G	No.	Yds.	Avg.	LG	TD
1989	16	5	31	6.2	16t	1
1990	16	4	61	15.3	36	0
Totals	32	9	92	10.2	36	1

OTHER STATS: Punt Returns: 1989- one for six yards. Blocked Punts: 1990-1. Forced Fumbles: 1990-1.

ROLAND JAMES

38



Strong Safety **12th Year**
Ht: 6-2 Wt: 191 **Born: 2/18/58**
Tennessee

PRO CAREER: 1990- Played in six games with four starts ... missed 10 games (10/8-12/15) with a groin injury ... recorded 25 tackles (17 solos), three passes defensed and one forced fumble ... had six tackles (three solos) in season opener vs. Miami (9/9) ... notched a season-high seven tackles and two passes defensed at Cincinnati (9/23) ... registered six tackles (three solos) and a pass defensed before suffering groin injury vs. N.Y. Jets (9/30), returned to action at N.Y. Jets (12/23) and had five tackles (four solos). **1989-** Tied for second on the team's all-time interception list with Ron Hall (29) ... started 14 games, missing only the (9/24) game vs. Seattle and the (10/1) game at Buffalo with a groin injury ... made 12 tackles (seven solos) vs. Houston (10/8). **1988-** Started and played in 15 games — missed game at Buffalo (10/23) because of groin injury ... Tied for club high with four interceptions (for 30 yards) ... had 89 tackles (fourth highest on team) with 68 solos ... led team in forced fumbles with three ... vs. Miami (11/6), had 10 tackles (five solos), as well as intercepting a pass and knocking down pass. **1987-** Season started off with injury (arthroscope to knee on July 20th, hurt while lifting weights) ... played in nine games (four starts) ... was on IR from (9/9) to (10/23). **1986-** Second on team in tackles (113) ... started all but one game, missed at Denver game of (9/28) due to toe injury ... had arthroscopic surgery on knee during 1987 off-season. **1985-** Finished fifth on team in tackles during regular season (88 with 67 first hits; led secondary) and led team in tackles during playoffs (with 27, 21 first hits) ... in wildcard playoff game at NY Jets (12/28), led team in tackles with 10 (seven solos) ... thrust into punt returning role due to Fryar injury prior to AFC title game, at Miami (12/16) ... led team in tackles with six solo in AFC title game ... like his partners in secondary, started all 20 games in 1985. **1984-** Started all but one game, missing the Jets (9/30) game due to pneumonia and a bad back ... had arthroscope on knee upon close of season. **1983-** The team's second leading tackler with 136 total stops (68 initial hits and 68 assists) ... led the team in fumble recoveries with four ... was Patriots' second leading interceptor with five steals ... in 31-0 win at Buffalo (10/23), he tied a club record by intercepting three Joe Ferguson passes to set up two TDs and a FG — in process, became first player in club history to record three interceptions in same quarter. **1982-** Started seven games ... was in on many big plays, including interception to end game in Patriots' 3-0 shutout victory vs. Miami (12/12) ... was active for all nine games, but played in seven as he was hampered with injuries ... did not play at Pittsburgh (12/26) due to hamstring injury sustained during pre-game warmup drills ... also missed 30-19 victory over the Bills



(1/2/83), with right knee injury sustained in practice ... was placed on IR (1/6/83) with right knee injury and missed NE's playoff game at Miami. **1981-** Started total of six games, including four at right corner and two at SS ... recorded two interceptions and a fumble recovery. **1980-** As rookie, started first ten games at SS and became nickel back for final six games ... second on team with four interceptions ... exceptional punt returner in college, was the Patriots' top punt returner as rookie with 10.0-yard average as he returned 33 punts for total of 331 yards (second best mark in AFC) ... sparked the Patriots to a 34-21 win vs. NY Jets (11/2) with a 75-yard punt return for TD (longest punt return in NFL in '80). Drafted by the Patriots in the first round of the 1980 draft (14th player selected).

GAMES PLAYED/STARTED: 145/122 (1980-16/10, 1981-16/6, 1982-7/7, 1983-16/16, 1984-15/15, 1985-16/16, 1986-15/15, 1987-9/4, 1988-15/15, 1989-14/14, 1990- 6/4)

COLLEGE: A consensus All-America pick for the Vols, he was a four-year starter with 288 career tackles ... had ten career interceptions, including the third longest return in school history, a 90-yard return for a TD vs. Ole Miss in '78 ... also had 37 punt returns for 356 yards, including an 89-yard return for a TD vs. Vanderbilt in '79 ... an outstanding trackster, was clocked at 7.26 secs. in 60 high hurdles and 13.5 secs in the 110 high hurdles ... played in Hula, Senior and Bluebonnet Bowls.

PERSONAL: Married (Carmel) ... they have three boys — Vernald (15), Roland, Jr. (9) and Roman (5) ... active making speeches during the off-season, as well as working for Special Olympics and Cancer Society ... has been working towards completion of a degree in Human Services (attended U. Mass-Boston during the off-season) ... raised in the small town of Jamestown, Ohio, where his grandfather was fire chief, one uncle was mayor, another uncle was assistant police chief and a third uncle was a detective ... born Roland Orlando James on February 18, 1958 in Jamestown, Ohio.

JAMES' CAREER DEFENSIVE STATISTICS

Year	— Tackles —					Fum Rec	Pass Def.
	G	Total	Solo	Assists	Sacks		
1980	16	45	41	4	0	0	6
1981	16	51	36	15	0	1	2
1982	7	37	23	14	2	1	3
1983	16	136	68	68	2	4	9
1984	15	85	52	33	0	1	9
1985	16	88	67	21	0	0	8
1986	15	113	89	24	1	0	7
1987	9	36	27	9	0	0	1
1988	15	89	68	21	0	1	7
1989	14	94	71	23	0	1	4
1990	6	25	17	8	0	0	3
Totals	145	799	557	240	5	9	59


INTERCEPTIONS

Year	G	No.	Yds.	Avg.	LG	TD
1980	16	4	32	8.0	19	0
1981	16	2	29	14.5	21	0
1982	7	3	12	4.0	12	0
1983	16	5	99	19.8	46	0
1984	15	2	14	7.0	14	0
1985	16	4	51	12.8	39	0
1986	15	2	39	19.5	21	0
1987	9	1	27	27.0	27	0
1988	15	4	30	7.5	22	0
1989	14	2	50	25.0	28	0
1990	6	0	—	—	—	—
Totals	145	29	383	13.2	46	0

OTHER STATS: Fumbles: 1981-1. Forced Fumbles: 1981-1, 1983-3, 1985-3, 1987-1, 1988-3, 1989-1, 1990-1. Punt Returns: 1980- 33 for 331 yards, one TD, long of 75t, three fair catches; 1981- seven for 56 yards, long of 18, two fair catches; 1984- two fair catches; 1985- two for 13 yards; 1986- one fair catch.



ILIA JAROSTCHUK 50



Linebacker **5th Year**
Ht: 6-3 Wt: 245 **Born: 8/1/64**
New Hampshire

PRO CAREER: 1990- Played in 12 games, with one start at RLB vs. N.Y. Giants (12/30) ... mainly saw action on special teams ... finished with eight tackles (four solos) and four special teams tackles ... saw first action vs. Seattle (10/8) on special teams. **1989-** Played in all 16 games for Phoenix, with one start at middle linebacker ... signed with Cardinals as a free agent during the off-season. **1988-** Played in one game with San Francisco and six games with Miami after being released by the Cardinals in training camp ... recorded six special teams tackles for Dolphins before his release Nov. 10. **1987-** Appeared in 12 games for Cardinals, mainly on special teams ... saw only limited action at linebacker. Signed with the Patriots as a free agent on September 27, 1991 ... had signed with the Patriots on March 24, 1990 as a Plan B free agent from the Phoenix Cardinals, but was released during training camp ... originally a fifth-round draft pick of the St. Louis Cardinals in 1987.


GAMES PLAYED/STARTED: 47/2 (1987-12/0, 1988-7/0, 1989-16/1, 1990-12/1)

COLLEGE: Notched 204 tackles and 21 sacks during four-year career at UNH ... earned All-ECAC notice as senior and AP Division I-AA All-America honors as junior ... started on New Hampshire's defensive line with brothers, Basil (DE) and Alex (DT), with their teammates calling them "The Russian Front."

PERSONAL: Single ... Double major at UNH in business administration and civil engineering with 3.0 GPA ... didn't play football until senior year at Utica (N.Y.) High, then promptly gained all-conference and all-state honors (prior to that, played only soccer) ... parents emigrated from Soviet Union in 1958 ... born Ilia Jarostchuk (pronounced ILL-ee-uh JUR-ROST-chuk) on August 1, 1964 in Utica, N.Y.

JAROSTCHUK'S CAREER DEFENSIVE STATISTICS										
Year	G	Total	— Tackles —			Sacks	Rec	Fum		Pass
			Solo	Assists	Rec			Def.		
1987 (STL)	12	0	0	0	0	0	0	0	0	
1988 (MIA)	7	0	0	0	0	0	0	0	0	
1989 (PHO)	16	21	19	2	0	0	0	0	0	
1990 (NE)	12	8	4	4	0	0	0	0	0	
Totals	47	29	23	6	0	0	0	0	0	

VICTOR JONES 30



Running Back **2nd Year**
Ht: 5-9 Wt: 220 **Born: 12/05/67**
Louisiana State

PRO CAREER: 1990- Played in 10 games with Houston during rookie season ... spent four weeks on the Oilers' practice squad before being



activated (10/2) ... used primarily as a special teams player ... finished season with 75 yards on 14 carries. Signed by the Patriots on April 1, 1991 as a Plan B free agent from the Houston Oilers ... originally signed with the Oilers as a free agent in 1990 and was waived on the final cutdown ...re-signed by the Oilers prior to the season and placed on practice squad.


GAMES PLAYED/STARTED: 10/0 (1990-10/0)

COLLEGE: Four-year letterman at Louisiana State ... played in 42 games in four years with 23 starts ... finished collegiate career with 175 carries for 646 yards and 11 TDs ... best year was 1987 sophomore season when rushed for 272 yards on 68 carries and seven TDs.

PERSONAL: Single ... led Zachary (La.) High to two district titles, three state playoff appearances and a 22-game regular season winning streak ... was first-team All-State as a senior in 1984 and was second-leading rusher in the state Triple-A ranks with 1,326 yards and 14 TDs ... rushed for more than 3,100 career yards ... was the state's 185-pound wrestling champion with a 34-0 record as a senior ... was a state champion powerlifter and was a sprinter on the track team ... born Victor Jones on December 5, 1967 in Zachary, La.

JONES' CAREER OFFENSIVE STATISTICS						
Rushing						
Year	G	No.	Yds.	Avg.	LG	TD
1990 (HOU)	10	14	75	5.4	14	0

ANTHONY LANDRY 35



Running Back 1st Year
Ht: 5-9 Wt: 200 Born: 10/28/66
Stephen F. Austin

PRO CAREER: 1990- Spent seven weeks on the practice squad as a rookie ... was activated vs. NY Giants (11/30) but did not play. Originally drafted by the Patriots in the 10th round of the 1990 draft (253rd overall selection) but was cut in training camp ... signed to the practice squad on November 8, 1990.

GAMES PLAYED/STARTED: 0/0 (1990-0/0)


COLLEGE CAREER: Started senior year at running back for Stephen F. Austin after moving to offense from the defensive backfield ... played in 14 games (13 starts) as a senior and rushed for 185 yards on 39 carries ... also caught 31 passes for 398 yards in 1989 ... as a junior in 1988, ranked second in the Southland Conference with 17 kickoff returns for 382 yards (22.5 avg.) ... spent 1987 season as a redshirt while making the transition from cornerback to running back.

PERSONAL: Single ... majored in Criminal Justice at Stephen F. Austin ... was an All-State defensive back at Jasper (Texas) High ... born Anthony W. Landry on October 28, 1966 in Jasper, Texas.



RONNIE LIPPETT

42



Cornerback **8th Year**
Ht: 5-11 Wt: 180 **Born: 12/10/60**
Miami (Fla.)

PRO CAREER: Seventh on the Patriots all-time list with 22 career interceptions. **1990-** Started all 16 games at cornerback ... finished fifth on the team with 83 tackles (68 solos) recorded eight passes defended and recovered four fumbles ... tied for the team lead in interceptions with four (CB Maurice Hurst and FS Fred Marion) ... named Miller Lite Player of the Game vs. Miami (9/9) in season opener after intercepting two passes, recovering a fumble and recording eight tackles (seven solos) ... had an interception and a tackle at Indianapolis (9/16) ... notched a season-high 12 tackles twice, vs. N.Y. Jets on 9/30 (10 solos) and at N.Y. Jets on 12/23 (11 solos) ... notched seven tackles (six solos) and intercepted a pass at Pittsburgh (12/9). **1989-** Missed entire season after suffering ruptured left Achilles' tendon vs. Green Bay (9/1) in final preseason game ... placed on Injured Reserve (9/4) (prior to the final cutdown to 47 players) and had surgery to repair the tendon (9/5). **1988-** Started all but one game at left cornerback (missed Cincinnati game 10/16 with leg injury) ... finished year with one interception (four-yard return vs. Chicago 10/30). **1987-** Had three interceptions for 103 yards (led team in return yardage; second in interceptions) ... had first two interceptions go for TDs (20 yarder vs. Miami 9/13 and 45 yarder vs. Indy 11/22); almost had another TD on other pickoff (vs. Jets 12/13 — 38 yards, out of bounds on the seven) ... had one sack (11 yards, at Indy on 10/25) ... picked as team's Unsung Hero by 1776 QB Club and selected UPI All-AFC (second team) ... had off-season surgery on collar bone (1/20/88). **1986-** Had finest season as pro with eight interceptions (76 yards), which placed him second in AFC and third in NFL in interceptions ... had three games with two interceptions — vs. Miami (10/5), at Buffalo (10/26) and at Indianapolis (11/9) ... was honored with AFC Defensive Player of the Week award for his game vs. Miami (10/5) ... suffered ankle injury week of practice for Denver playoff game and was not able to play game on 1/4/87 ... had off-season surgery to remove debris from a/c joint of shoulder. **1985-** Finished regular season with 77 tackles (65 solos) ... during playoffs, was tied for fourth on team in tackles with 21 (19 solos) and added two interceptions (for one yard return) and five pass deflections ... started all 20 games during 1985 ... had best game of year in playoffs at LA Raiders (1/5/86) when he had two interceptions, knocked down two other passes and was involved in seven tackles (five solos) ... in wildcard playoff game, at NY Jets (12-28), tied Roland James for team lead in tackles with seven solos. **1984-** Shared starting left cornerback position with rookie Ernest Gibson, with both players starting eight games ... was tied with CB Raymond Clayborn in interceptions with three, with two of his pickoffs coming vs. Buffalo (11/11). **1983-** Returned from shoulder separation in training camp to start all 16 regular season games at left cornerback ... led team in pass deflections with 26 ... also recorded 73 total tackles, one caused fumble, one fumble recovery and blocked PAT attempt vs. NY Jets (9/18). Drafted by the Patriots in the eighth round of the 1983 draft (214th player selected).

GAMES PLAYED/STARTED: 106/98 (1983-16/16, 1984-16/8, 1985-16/16, 1986-15/15, 1987-12/12, 1988-15/15, 1989-On Injured Reserve Entire Season, 1990-16/16)

COLLEGE: Three-year starter for Hurricanes, recorded 141 total tackles and grabbed 10 interceptions for 179 yards and one TD over his collegiate career ... picked off fourth quarter Michigan State pass that set



16 solo tackles vs. Phoenix (10/29) ... also led team in interceptions (2) and the linebackers in passes defended (8) ... earned first-team All Pro honors from Sporting News and second-team All Pro by Associated Press. **1988-** tallied a team-leading 121 tackles (72 solos) ... also had three passes defended and two fumble recoveries. **1987-** Played in nine games and finished the season with 80 tackles (52 solos) ... had one interception and one fumble recovery ... suffered a broken bone in leg vs. Atlanta (12/6). **1986-** Led the team with 121 tackles (77 solos) ... had a career-high five sacks. **1985-** Was first full season as a starter... led the team with 128 tackles (69 solos), in fumble recoveries (4) and forced fumbles (3) ... returned an interception 19 yards for a TD vs. Pittsburgh (10/13) for first career score. **1984-** Played in 15 games with eight starts ... became first rookie ever to start at middle linebacker for the Cowboys when Bob Breunig was sidelined with a back injury. Acquired by the Patriots on April 22, 1991 as part of a draft-day trade ... originally drafted by the Cowboys in the sixth round of the 1984 draft.

GAMES PLAYED/STARTED: 104/96 (1984-15/8, 1985-16/15, 1986-16/16, 1987-9/9, 1988-16/16, 1989-16/16, 1990-16/16)

COLLEGE: Two-year starting linebacker and senior tri-captain at Houston ... earned All-Southwest Conference honors and team's most valuable player award as a senior in 1983 ... led team with 134 tackles during senior year.


PERSONAL: Married (Sharon) ... they have two sons, Bryan (4) and Brandon (2) ... graduated from Houston with a degree in marketing ... starred in football, basketball and baseball at Crockett (Tex.) High ... was a National Honor Society member ... owns Lockhart-Love One-Hour Photo in Dallas with former Cowboys teammate Randy Love ... also a partner with former teammates Tony Dorsett, Everson Walls and Michael Downs in Cowboys Sports Cafe in Irving ... born Eugene Lockhart on March 8, 1961 in Crockett, Texas.

LOCKHART'S CAREER DEFENSIVE STATISTICS								
Year	G	Total	Assists	Solo	Sacks	Rec	For	Def.
1984 (DAL)	15	86	37	49	2.5	1	0	0
1985 (DAL)	16	126	59	69	3.5	4	3	3
1986 (DAL)	16	121	44	77	5.0	1	1	1
1987 (DAL)	9	80	28	52	2.0	1	0	5
1988 (DAL)	16	121	49	72	0.0	0	2	3
1989 (DAL)	16	222	68	154	2.0	2	1	8
1990 (DAL)	16	139	67	72	1.0	1	1	7
Totals	104	897	352	545	16.0	10	8	27

INTERCEPTIONS						
Year	G	No.	Yds.	Avg	LG	TD
1984 (DAL)	15	1	32	32.0	32	0
1985 (DAL)	16	1	19	19.0	19	1
1986 (DAL)	16	1	5	5.0	5	0
1987 (DAL)	9	1	13	13.0	13	0
1988 (DAL)	16	0	-	-	-	-
1989 (DAL)	16	2	14	7.0	12	0
1990 (DAL)	16	0	-	-	-	-
Totals	104	6	83	13.8	32	1

FRED MARION

31



Free Safety 10th Year
Ht: 6-2 Wt: 191 Born: 1/2/59
Miami (Fla.)
Pro Bowl Season: 1985

PRO CAREER: 1990- Started all 16 games at free safety ... led the team in tackles with 119 (84 solos) for the third time in the past four seasons



... tied for the team lead with four interceptions (CB Maurice Hurst and CB Ronnie Lippett) ... has started 92 consecutive games at free safety ... recorded 10 tackles (six solos) vs. Miami (9/9) in season-opener ... had five tackles (four solos) and an interception at Indianapolis (9/16) ... led team with 13 tackles (nine solos) and had an interception vs. Seattle (10/8) ... named Miller Lite Player of the Game at Miami (10/18) by recording seven tackles (six solos), intercepting a pass, and recovering two fumbles, one of which he forced ... had nine tackles and an interception vs. Washington (12/15). **1989-** Finished second on the team in tackles with 123 (94 solos, most on the team) ... made 13 tackles (11 solos), intercepted a pass and knocked down two passes vs. LA Rams (12/24). **1988-** Started all 16 games and led the team in tackles for the third straight season with 138 (was second on team with 94 solos) ... had 15 tackles (12 solos) vs. Tampa Bay (12/11), 15 (seven solos) at Houston (9/25) and 15 (12 solos) at Denver (12/17) ... tied for team lead in interceptions with four (for 47 yards), also led team in passes defensed with 15 and in opponents' fumbles recovered with three ... named AFC's Defensive Player of Week vs. Cincinnati (10/16) when he had six tackles (four solos), one interception (in end zone to prevent TD), one fumble recovery and a tipped pass that went for an interception ... had two interceptions vs. Buffalo (9/18), 22- and 14-yard returns, with latter setting up NE TD and in second Buffalo game (at Buffalo 10/23), recovered a fumble and returned it eight yards to Buffalo 34, setting up NE TD ... named AP All-Pro honorable mention. **1987-** Led team in interceptions with four (for 53 yards) ... tied for team lead in pass deflections (with Lippett) with eight. **1986-** Had 37-yard interception return for TD, his first NFL score, at Pittsburgh (10/19). **1985-** In first full year as starter, was one of eight Patriots selected to Pro Bowl, named to team by Miami Head Coach Don Shula a week prior to game (originally picked as second alternate) ... tied for second in AFC in interceptions with seven, but led NFL in return yardage with 189 (2nd best figure in NE history) . led team in playoff interceptions with three (for 69 yards) ... selected AFC Defensive Player of Month for November '85 ... started off month vs. Miami (11/3), when helped protect NE's 17-13 lead with deflection of Marino pass late in game ... vs. Indy (11/10), intercepted Pagel pass (McSwain deflected) and returned 36 yards to Indy 24 to set up NE's go ahead TD; also in that game, had fumble recovery in third quarter and returned it nine yards to set up FG ... led team in solo tackles that Colts game with seven and had two assists — because of this effort, was named AFC's Defensive Player of the Week ... at Seattle (11/17), had 83-yard interception return to spark NE victory, with that longest interception return in AFC during season, as well as being Marion's career best; play started from NE two-yard line to Seattle 15 and set up NE winning score with less than three minutes left (his second interception in game) ... in wildcard playoff game, at NY Jets (12/28), had interception (26-yard return for new team playoff record), knocked down two other passes . at LA Raiders (1/5), had seven tackles (three solos), one interception of 22 yards, one fumble recovery and pass defensed ... in AFC title game, at Miami (1/12), killed Miami drive with interception on four yard line; also had three solo tackles and two pass knock-downs ... end of season selected 1776 Quarterback Club Unsung Hero, as well as AP All-NFL (honorable mention), UPI All-AFC (2nd team), College and Pro Football Newsweekly All-Pro (1st team) and AFC Pro Bowl (2nd team) ... had arthroscope to right knee (2/26/86). **1984-** Shared the starting free safety position after impressing the coaches with his play at strong safety in place of Roland James, who sat out due to illness and bad back ... led defensive backs in tackles with 89. **1983-** Was nickel back and regular on special teams in '83 ... was in on 27 total tackles, had one pass deflection and recorded two interceptions ... first interception as pro came in Patriots' 21-7 win over Buffalo (11/6) when grabbed Joe Ferguson aerial. **1982-** Recorded seven tackles, four assists, two pass deflections and one fumble recovery during rookie campaign. Drafted by the Patriots in the fifth round of the 1982 draft (112th player selected).

GAMES PLAYED/STARTED: 133/102 (1982-9/0, 1983-16/0, 1984-16/10, 1985-16/16, 1986-16/16, 1987-12/12, 1988-16/16, 1989-16/16, 1990-16/16)



COLLEGE: Led the Hurricanes in interceptions in '80 and '81 on way to setting school record for career pickoffs (16) ... recorded 237 career tackles ... also returned 62 punts for 392 yards ... turned in stellar performance in nationally televised 17-14 victory over top-ranked Penn State in senior year with ten tackles and two interceptions ... intercepted two passes in '82 Hula Bowl and one in '82 Senior Bowl ... played in '82 Olympia Gold Bowl.

PERSONAL: Married (Anne) ... father of three daughters and a son: Monica Nicole (9), Natasha Monigue (6) and twins, Alycia Dinita and Fred Donald (3) ... has degree in Business Management from Miami ... president and part-owner of Damon's Restaurant in Gainesville ... older brother, Frank, played LB for the NY Giants (1977-83) ... played DB and LB at Bucholz High in Gainesville, Fla. ... had high school football jersey (number 88) retired in 1989 ... born Fred Donald Marion on January 2, 1959 in Gainesville, Fla.

MARION'S CAREER DEFENSIVE STATISTICS

Year	G	Total	— Tackles —		Sacks	Fum. Rec.	Pass Def.
			Solo	Assists			
1982	9	11	7	4	0	1	2
1983	16	27	21	6	0	0	0
1984	16	89	39	50	1	1	7
1985	16	129	98	31	0	3	13
1986	16	122	95	27	0	0	9
1987	12	103	70	33	0	1	8
1988	16	138	94	44	0	2	15
1989	16	123	94	29	0	1	7
1990	16	119	84	35	0	4	4
Totals	133	861	602	259	1	13	65

INTERCEPTIONS

Year	G	No.	Yds.	Avg.	LG	TD
1982	9	0	—	—	—	—
1983	16	2	4	2.0	4	0
1984	16	2	39	19.5	26	0
1985	6	7	189*	27.0	83	0
1986	16	2	56	28.0	37t	1
1987	12	4	53	13.3	25	0
1988	16	4	47	11.8	22	0
1989	16	2	19	9.5	18	0
1990	16	4	17	4.3	16	0
Totals	133	27	424	15.7	83	1

* League Leader

OTHER STATS: Punt Returns: 1985- one fair catch, 1986- one for 12 yards, one fair catch, 1987- one for no yards, two fair catches. Forced Fumbles: 1985-2, 1986-1, 1987-1, 1988-1, 1990-2.

PLAYOFF STATISTICS


Year	G	— Tackles —		Sacks	Fum. Rec.	Pass Def.
		Solo	Assists			
1982	1	1	1	0	0	0
1985	4	14	6	0	1	5
1986	1	7	7	0	0	0
Totals	6	22	14	0	1	5

OTHER STATS: Interceptions: 1985- three for 69 yards, with long of 26. Punt Returns: 1985- one fair catch.



GREG McMURTRY

86



Wide Receiver **2nd Year**
Ht: 6-2 Wt: 207 **Born: 10/15/67**
Michigan

PRO CAREER: 1990- Played in 13 games with five starts as a rookie ... finished fifth on team with 22 receptions for 240 yards ... made first career start at Miami (10/18) in place of injured Hart Lee Dykes and caught three passes for 46 yards ... also had three receptions in three other games (10/7 vs. Seattle, 11/25 at Phoenix and 12/15 vs. Washington) ... caught one pass for 13 yards in first career NFL game vs. Miami (9/9) ... caught two passes for 33 yards at Cincinnati (9/23) ... had two receptions for 25 yards in third career start at Buffalo (11/18) ... made two catches for 15 yards vs. Kansas City (12/2). Drafted by the Patriots in the third round of the 1990 draft (80th selection overall).

GAMES PLAYED/STARTED: 13/5 (1990-13/5)

COLLEGE CAREER: Was a four-year starter at Michigan and finished fourth on the Wolverines' all-time list with 111 career receptions ... also finished second in Michigan history with 2,163 receiving yards and third with 15 TD catches was selected honorable mention All-America by The Sporting News and Football News and All-Big Ten after catching 37 passes for 655 yards and seven TDs as a senior ... as a junior in 1988, was All-America honorable mention by The Associated Press and second-team All-Big Ten ... was The Sporting News' top freshman receiver in the country in 1986.


PERSONAL: Single ... was a Parade All-America receiver at Brockton (Mass.) High where he was the state's Player of the Year as a senior after scoring 22 TDs, including 15 TD catches ... also played safety on defense, finishing his three-year prep career with 12 interceptions ... was a standout outfielder on his high school's baseball team and played in the National Sports Festival in 1985 ... was selected by the Boston Red Sox in the first round of baseball's June draft in 1986 ... born Greg Wendell McMURTRY on October 15, 1967 in Brockton, Mass.

McMURTRY'S CAREER RECEIVING STATISTICS

Year	No.	Yds.	Avg	LG	TD
1990	22	240	10.9	26	0

JON MELANDER

64



Offensive Guard **1st Year**
Ht: 6-7 Wt: 280 **Born: 12/27/66**
Minnesota

PRO CAREER: 1990- Placed on Injured Reserve on 9/4 due to a knee injury suffered in training camp and missed the entire season. Drafted by the Patriots in the fifth round of the 1990 draft (113th selection overall).




GAMES PLAYED/STARTED: 0/0 (1990-0/0)

COLLEGE CAREER: Two-year starter at Minnesota after moving to offense from defensive end prior to his junior year ... was an honorable mention All-Big Ten selection for the Gophers after senior season ... moved to tackle from linebacker in 1988 after missing 1987 season with knee injury ... redshirted as a freshman in 1986.

PERSONAL: Single ... majored in Business at Minnesota ... was a three-time All-Conference selection in football at Fridley (Minn.) High, making All-State and All-America his senior year ... also lettered three times in basketball and twice in track ... born Jon James Melander on December 27, 1966 in Fridley, Minn.

HUGH MILLEN

7



Quarterback **4th Season**
Ht: 6-5 Wt: 220 **Born: 11/22/63**
Washington

PRO CAREER: **1990-** Started two games for Atlanta ... led Falcons to victories in each of his starts ... completed 34 of 63 passes (54.0%) for 427 yards and one TD ... has a 92.5 rating in three pro starts. **1989-** Played in five games with one start ... completed 31 of 50 passes (62.0%) for 432 yards and one TD for the Falcons. **1988-** Signed off of waivers by the Falcons in August and played three games for the Falcons ... had 17 completions on 31 attempts (54.8%) for 215 yards. **1987-** Missed 15 games with a back injury ... completed only pass attempted for zero yards for the L.A. Rams. **1986-** Spent entire season on Injured Reserve for the Rams with a fractured ankle. Signed by the Patriots on April 1, 1991 as a Plan B free agent from the Atlanta Falcons ... in a poll of 16 current NFL General Managers, was selected as the top 1990 Plan B quarterback available ... originally a third-round draft pick of the L.A. Rams in 1986.

GAMES PLAYED/STARTED: 11/3 (1986-On Injured Reserve Entire Season, 1987-1/1, 1988-3/0, 1989-5/1, 1990-2/2)

COLLEGE: Two-year starter at the University of Washington ... led team to a victory over Oklahoma in the 1985 Orange Bowl ... completed 247 of 435 passes (56.8%) for 2,616 yards ... as a senior, led Huskies to a number two national ranking behind BYU in the closest Associated Press voting ever ... competed against current Tampa Bay quarterback Chris Chandler as a junior and won the starting job ... spent two seasons at Santa Rosa Junior College where he passed for 1,217 yards and eight TDs before joining Washington as a walk-on.

PERSONAL: Single ... engaged to be married to current Patriots cheerleading coordinator Lisa Coles ... graduated from Roosevelt High in Seattle, Wash. ... born Hugh B. Millen on November 22, 1963 (the same day that President John F. Kennedy was assassinated) in Des Moines, Iowa.


MILLEN'S CAREER OFFENSIVE STATISTICS

Year	G	Comp.	Att.	Yds.	Pct.	LG	TD	Int.
1986 (Rams)	0							
								Injured Reserve
1987 (Rams)	1	1	1	0	100.0	0	0	0
1988 (Atl)	3	17	31	215	54.8	38	0	2
1989 (Atl)	5	31	50	432	62.0	47	1	2
1990 (Atl)	2	34	63	427	54.0	53	1	0
Totals	11	83	145	1074	57.2	53	2	4



ZEKE MOWATT

81



Tight End **9th Year**
Ht: 6-3 Wt: 240 **Born: 3/05/61**
Florida State

PRO CAREER: 1990- Played in 10 games ... spent first six weeks of season on Injured Reserve with a ruptured tendon in left little finger ... saw first action vs. Buffalo (10/28) and had one reception for six yards ... caught one pass for a season-high 16 yards at Pittsburgh (12/9) ... was used primarily as a run blocker. 1989- Started 11 of the 16 games he played with the Giants ... had 27 receptions for 288 yards. 1988- Appeared in all 16 games, three as a starter in the Giants' F-Back formation early in the season ... had 38-yard TD grab vs. Philadelphia. 1987- Saw limited action, although he did appear in all 12 non-strike games. 1986- Appeared in all 16 regular season games and in the playoffs as a backup to Mark Bavaro and as occasional starter in two tight-end offense ... caught TD passes in playoffs vs. 49ers and in Super Bowl vs. Broncos. 1985- Suffered major knee injury in the final pre-season game and missed entire season. 1984- Shared club lead in receptions with 48 in the regular season and 12 in the playoffs ... had seven grabs for 126 yards in comeback win over KC, including winning TD catch in the final minutes of play ... had six TD catches for the year ... named second-team All-NFL by College & Pro Football Weekly. 1983- Won starting position as a rookie free agent ... had 46-yard TD catch against the Cowboys. Signed with the Patriots on March 23, 1990 as a Plan B free agent from the New York Giants ... originally signed with the Giants as a rookie free agent in 1983.

GAMES PLAYED/STARTED: 92/50 (1983-16/14, 1984-16/16, 1985-On Injured Reserve Entire Season, 1986-16/5, 1987-12/1, 1988-16/3, 1989-16/11, 1990-10/0)

COLLEGE: Earned three varsity letters as a tight end at Florida State, but was used primarily as a blocker.

PERSONAL: Scholastic star in football, basketball and track at Hardee High in Wauchula, Fla. ... born Zeke Mowatt on March 5, 1961 in Wauchula, Fla.

MOWATT'S CAREER RECEIVING STATISTICS						
Year	G	No.	Yds.	Avg.	LG	TD
1983 (NYG)	16	21	280	13.3	46t	1
1984 (NYG)	16	48	698	14.5	34	6
1985 (NYG)	On Injured Reserve Entire Season					
1986 (NYG)	16	10	119	11.9	30	2
1987 (NYG)	12	3	39	13.0	29	1
1988 (NYG)	16	15	196	13.1	38t	1
1989 (NYG)	16	27	288	10.7	31	0
1990 (NE)	10	6	67	11.2	16	0
Totals	102	130	1687	13.0	46t	11

OTHER STATS: Fumbles: 1986-1, 1988-2, 1989-1, 1990-1. Fumble Recoveries: 1986-1, 1989-1.

PLAYOFF STATISTICS						
Year	G	No.	Yds.	Avg.	LG	TD
1984	2	12	122	10.2	24	0
1986	3	2	35	17.5	29t	2
Totals	5	14	157	11.2	29t	2



as the team's fourth-leading tackler with 110 total stops ... had ten or more total tackles in six of 15 games played ... turned in a stellar performance in starting role vs. SF (10/2) when he was in on 15 tackles, had one QB sack and one pass deflection. Drafted by the Patriots in the fourth round of the 1983 draft (101st player selected).

GAMES PLAYED/STARTED: 102/61 (1983-15/8, 1984-7/0, 1985-16/6, 1986-16/10, 1987-11/1, 1988-16/15, 1989-16/16, 1990-5/5)

COLLEGE: Was the second-leading tackler for Clemson behind All-America FS Terry Kinard (first round choice of the NY Giants) in '82 ... entered Clemson as a Junior College All-America from Cowley County Community College in Arkansas City, Kan. ... while at Clemson he was in on 86 tackles, broke up eight passes, recorded one sack and intercepted eight passes for 142 yards and two TDs ... also recorded one TD junior year vs. South Carolina when he pounced on a blocked punt in the end zone ... for his outstanding efforts he was twice named the ACC Defensive Lineman-of-the-Week during his senior campaign.

PERSONAL: Married (Meltena) ... has a son, Johnny, Jr. (13), and two daughters, Brandis Nycole (5) and Casey (3) ... a Recreation and Parks Administration major ... comes from a family of eleven children ... was a Florida prep All-Star at DeSoto (Fla.) High ... born John Lee Rembert on January 19, 1961 in Hollandale, Miss.

REMBERT'S CAREER DEFENSIVE STATISTICS

Year	G	Total	— Tackles —		Sacks	Fum Rec.	Pass Def.
			Solo	Assists			
1983	15	110	49	61	2	1	4
1984	7	15	7	8	0.5	0	0
1985	16	53	33	20	0	3	3
1986	16	93	72	21	4	3	2
1987	11	36	25	11	2	0	2
1988	16	137	98	39	3	3	11
1989	16	122	88	34	2.5	1	2
1990	5	43	31	12	1	0	3
Totals	102	619	403	216	15	11	27

OTHER STATS: Forced Fumbles: 1983-1, 1986-6, 1987-2, 1988-1, 1989-1. Interceptions: 1986- one for 37 yards, 1987- one for 1 yard, 1988- two for 10 yards, 1989- one for no yards, 1990- two for 22 yards. Kickoff Returns: 1986- three for 27 yards.

PLAYOFF STATISTICS

Year	G	— Tackles —		Sacks	Fum. Rec.	Pass Def.
		Solo	Assist.			
1985	4	5	0	0	1	0
1986	1	2	1	0	0	1
Totals	5	7	1	0	1	1

OTHER STATS: Forced Fumbles: 1985-1. Interceptions: 1986- one for no yards.

PATRIOTS' PLAN B FREE AGENTS SIGNED BY OTHER TEAMS (8):

- * Ventson Donelson, CB — signed with Green Bay Packers on March 27
- * Brian Hansen, P — signed with Cleveland Browns on April 1
- * Tim Hauck, S — signed with Green Bay Packers on April 1
- * Cedric Jones, WR — signed with Houston Oilers on April 1
- * Jamie Lawson, RB — signed with Tampa Bay Buccaneers on March 26
- * Eric Sievers, TE — signed with Miami Dolphins on March 18
- * Mosi Tatupu, RB — signed with Los Angeles Rams on March 31
- * Jamie Morris, RB — signed with Minnesota Vikings on April 1



REYNOLDS' CAREER DEFENSIVE STATISTICS

Year	G	Total	— Tackles —			Fum.	Pass
			Solo	Assists	Sacks	Rec..	Def.
1983	12	7	1	6	0	1	0
1984	16	31	15	16	0	0	0
1985	12	2	1	1	0	0	0
1986	16	58	33	25	1	1	2
1987	12	27	18	9	2	0	0
1988	14	112	72	40	0	0	1
1989	16	141	82	59	0	1	3
1990	12	90	56	34	1	0	0
Totals	110	448	258	190	4	3	6

OTHER STATS: Forced Fumbles: 1983-1, 1984-1, 1986-2, 1987-1, 1988-2, 1989-2.


PLAYOFF STATISTICS

Year	G	— Tackles —			Fum.	Pass
		Solo	Assists	Sacks	Rec.	Def.
1985	4	0	1	0	0	0
1986	1	2	0	0	0	0
Totals	5	2	1	0	0	0

OTHER STATS: Forced Fumbles: 1985-1.

JUNIOR ROBINSON

27



Cornerback 2nd Year
Ht: 5-9 Wt: 181 Born: 2/3/68
East Carolina

PRO CAREER: 1990-Played in all 16 games as a rookie ... played primarily on special teams but saw increased playing time at cornerback as season progressed ... finished fifth on the team with five special teams tackles ... recorded 12 tackles (nine solos) and one pass defended from his cornerback position ... also returned 11 kickoffs for 211 yards ... made NFL debut vs. Miami (9/9) and registered two tackles (one solo) and one pass defended ... had one solo tackle and returned two kickoffs for 28 yards at Phoenix (11/25) ... registered three solo tackles vs. Kansas City (12/9) ... had three tackles (two solo) and added a special teams tackle vs. Washington (12/15) ... made three tackles (two solo) and returned four kickoffs for 57 yards vs. N.Y. Giants (12/30). Drafted by the Patriots in the fifth round of the 1990 draft (110th selection overall).

GAMES PLAYED/STARTED: 16/0 (1990-16/0)

COLLEGE CAREER: Two-year starter at defensive back and was a second-team All-America selection by The Sporting News ... intercepted six passes from free safety position and ranked third on the team in tackles with 83 (47 solos) as a senior ... also led East Carolina in total yards with 111.3 yards per game despite playing on defense (averaged 25.1 yards on kickoff returns and 10.6 yards on punt returns) in 1989 ... also set a season record with 38 kickoff returns (955 yards) ... as a junior in 1988 split time between cornerback and free safety.


PERSONAL: Single ... majored in Physical Education at East Carolina ... member of the 1988 East Carolina track squad's 4x100-meter relay team that qualified for the NCAA Championships ... lettered three times in football at Wingate Andrews High in North Carolina ... also averaged 18.0 points per game on the school's basketball team ... born David Lee Robinson, Jr. on February 3, 1968 in High Point, N.C.



ROBINSON'S CAREER DEFENSIVE STATISTICS							
Year	—Tackles—			Sacks	Fum Rec	Fum For	Pass Def.
	Total	Solo	Assists				
1990	12	9	3	0	0	0	1

OTHER STATS: Kickoff Returns: 1990- 11 for 211 yards.

CHRIS SINGLETON 55



Linebacker **2nd Year**
Ht: 6-2 Wt: 247 Born: 2/20/67
Arizona

PRO CAREER: 1990- Played in 13 games with four starts as a rookie ... finished the season with 28 tackles (20 solos) ... had best game of the season and was named Miller Lite Player of the Game at Cincinnati (9/23) when he had six tackles and two sacks ... made NFL debut at Indianapolis (9/16) but action limited to special teams ... had a sack and one tackle vs. Seattle (10/8) ... made first career start at Philadelphia (11/4) and had three solo tackles ... had second career start at Pittsburgh (12/9) and recorded eight tackles (seven solo) ... started and had seven tackles (three solo) vs. Washington (12/15) ... was on inactive list vs. N.Y. Giants because of toe injury suffered at N.Y. Jets (12/23). Drafted by the Patriots in the first round of the 1990 draft (8th selection overall).

GAMES PLAYED/STARTED: 13/4 (1990-13/4)

COLLEGE CAREER: Three-year starter for Arizona and finished his career with 287 tackles (181 solos) ... two-time All-Pac 10 selection ... was second-team All-America selection by The Sporting News and honorable mention All-America by The Football News after finishing senior season with 95 tackles (66 solos) and a team-high 10 sacks ... as a junior in 1988, earned All-America honorable mention honors by The Sporting News and The Associated Press after leading the Wildcats with 116 tackles (62 solos) and four and one half sacks ... started all but one game as a sophomore.


PERSONAL: Single ... majored in sociology at Arizona ... twin brother, Kevin, was a teammate at Arizona (Kevin was diagnosed with acute lymphoblastic leukemia in July of 1989 and Chris gave his brother a bone marrow transplant in January of 1990) ... was All-County, All-Group and second-team All-State linebacker and running back at Parsippany (N.J.) Hills High ... born Chris Singleton on February 20, 1967 in Omaha, Neb.

SINGLETON'S CAREER DEFENSIVE STATISTICS							
Year	Total	—Tackles—		Sacks	Fum Rec	Fum For	Pass Def.
		Solo	Assists				
1990	28	20	8	3	0	0	0



SEAN SMITH

97



Defensive End 2nd Year
Ht: 6-7 Wt: 280 Born: 5/29/67
Georgia Tech

PRO CAREER: 1990- Played in 15 games as a rookie and registered 10 tackles (seven solos), 1 1/2 sacks and a pass defended vs. NY Giants (12/30) ... saw increased playing time as season wore on ... finished the season with 15 tackles (11 solos). Drafted in the 11th round of the 1990 draft (280th selection overall).

GAMES PLATED/STARTED: 15/0 (1990-15/0)


COLLEGE CAREER: Four-year player at Georgia Tech second among the defensive linemen with 56 tackles (29 solos) as a senior ... started six games as a junior despite being hampered by an ankle injury ... started the first seven games of sophomore year before missing the final two games with a knee injury ... as a freshman started five games ... redshirted in 1985.

PERSONAL: Single ... majored in Management at Georgia Tech ... member of Street & Smith's Blue Chip list his senior year at Wyoming High in Cincinnati, Ohio ... served as team captain, earning All-League and All-City honors as a two-way lineman, recording 335 career tackles, including 146 as a senior ... was also basketball team's Most Valuable Player and selected second-team All-City and All-League ... born Sean Warfield Smith on May 29, 1967 in Cincinnati, Ohio.

SMITH'S CAREER DEFENSIVE STATISTICS							
Year	Total	—Tackles—		Sacks	Fum	Fum	Pass
		Solo	Assists		Rec	For	Def.
1990	15	11	4	1.5	0	0	0

JASON STAUROVSKY

4



Kicker 5th Year
Ht: 5-9 Wt: 170 Born: 3/23/63
Tulsa

PRO CAREER: 1990- Led team in scoring with 67 points ... converted 16 of 22 field goals (72.7%) and all 19 PATs attempted ... tied a club record held by Gino Cappelletti by booting a 53-yard field goal vs. Seattle (10/7) ... kicked three field goals in four attempts and had PAT in lone victory of season at Indianapolis (9/16). **1989-** Was one of the most accurate kickers in the NFL over the last half of the season ... made 14 of 17 FGs and 14 of 14 extra-point kicks, with a long FG of 50 yards ... made five of seven FG attempts vs. Indy (12/3) (first five-field goal game of his NFL career) ... the seven field goal attempts tied a team single-game record (Gino Cappelletti attempted seven FGs in three different games). **1988-** Signed as free agent (10/26) and was team's kicker in



final eight games, scoring 35 points on 7-of-11 FGs and 14-of-15 extra points ... scored all of NE's points in 6-3 win over Miami (11/20) ... kicked game-winning 27-yard FG at 3:08 into overtime against Tampa Bay on (12/11) ... first signed as free agent (4/20) but was waived (8/16). **1987-** Played with Cardinals during replacement games and had nine points (1-for-3 FGs, 6-for-6 PAT kicks). **1986-** With Buffalo in training camp. Re-signed by the Patriots as a free agent on November 7, 1989 ... originally signed with the Buffalo Bills as a rookie free agent in 1986.

GAMES PLAYED/STARTED: 33/0 (1986-DNP, 1987-2/0, 1988-8/0, 1989-7/0, 1990-16/0)

COLLEGE: Holds Tulsa records for most career points (281 in 42 games), most PATs made in career (122), most FGs made in career (53), best PAT percentage in season (100%, 31-of-31 in 1985 and 35-of-35 in 1981) ... made 53 of 75 FGs and 122 of 124 PAT kicks ... made 61 straight PAT kicks ... had long FG of 56 yards as junior ... four-year letterman, went to Tulsa as a walk-on (wanted to be team manager, but stepped in when top kicker was injured) ... made All-Missouri Valley Conference second team and academic all-league as both junior and senior ... voted team's most popular player by fans as junior and senior.


PERSONAL: Single ... majored in finance ... attended Bishop Kelley High in Tulsa, Okla. ... dad, Russell, is a soccer official and has officiated games at the pro level ... mom, Anne, coached soccer at various levels for 13 years ... sister, Jamie, played soccer at Tulsa, where she was captain; is now varsity coach of Casia Hall High girls team ... sister, Jill, owns a beauty salon in Tulsa called "Applause" ... played soccer, baseball and football in high school ... as senior, was six-of-nine on field goals and 26-of-29 on PAT kicks ... named all-league and all-district ... was all-state soccer pick as junior ... in baseball, was all-city honorable mention as junior and senior ... makes speeches to high school and college students for Fellowship of Christian Athletes, and numerous anti-drug talks ... born Jason Charles Staurovsky on March 23, 1963 in Tulsa, Okla.

STAUROVSKY'S CAREER KICKING STATISTICS								
Year	G	FGM	FGA	Pct.	LG	XPM	XPA	Pts.
1987 (STL)	2	1	3	33.3	24	6	6	9
1988 (NE)	8	7	11	63.6	35	14	15	35
1989 (NE)	7	14	17	82.4	50	14	14	56
1990 (NE)	16	16	22	72.7	53*	19	19	67
Totals	33	38	53	71.7	53*	53	54	167

*Team Record

FIELD GOAL ACCURACY (Regular Season Only)						
Year	1-19	20-29	30-39	40-49	50-plus	Total
1987 (STL)	0-0	1-2	0-0	0-1	0-0	1-3
1988 (NE)	0-0	3-4	4-5	0-2	0-0	7-11
1989 (NE)	0-0	4-4	5-7	4-5	1-1	14-17
1990 (NE)	1-1	3-3	3-3	8-11	1-4	16-22
Totals	1-1 (100%)	11-13 (84.6%)	12-15 (80%)	12-19 (63.2%)	2-5 (40%)	38-53 (71.7%)

JOHN STEPHENS 44



Running Back 4th Year
Ht: 6-1 Wt: 215 Born: 2/23/66
Northwestern Louisiana
Pro Bowl Season: 1988

PRO CAREER: 1990- Played in all 16 games, with 14 starts ... missed



one start because of ankle injury (at Miami 10/18) and one start because of a bruised knee (at Buffalo 11/18) ... led club with 808 yards rushing on 212 attempts (3.8 avg.) and two TDs ... named Miller Lite Player of the Game at Indianapolis (9/16) by rushing for a season-high 96 yards on 25 carries and adding five receptions for 51 yards ... also named Miller Lite Player of the Game after rushing for 93 yards on 19 carries vs. Buffalo (10/28) ... rushed for 81 yards on 19 carries and had a reception vs. N.Y. Giants (12/30) ... has seven 100-yard rushing games over three-year NFL career ... is sixth on the Patriots' all-time rushing list with 2,809 career rushing yards. **1989-** Despite being hampered by ankle injury most of the season, led team in rushing ... suffered left ankle sprain in opening-game at NY Jets (9/10), which eventually caused him to miss the third and fourth games of the season (9/24 vs. Seattle and 10/1 at Buffalo) ... didn't start vs. Buffalo (11/19) because team started game in two tight-end formation, but did rush for a season-high 126 yards and 23 carries (first of his two 100-yard rushing games in the season) ... also caught a career-high four passes for 76 yards vs. Buffalo, including a career-long reception of 37 yards ... also rushed for 124 yards on 27 carries vs. Indy (12/3). **1988-** Selected to Pro Bowl as starter by his peers, as well as winning the Old Spice/NFL Rookie of the Year award, the AP NFL Offensive Rookie of the Year, the World Almanac Bert Bell Trophy (NFL's best rookie) and the first annual Gale Sayers Humanitarian Citation ... named to all of the All-Rookie teams ... just second NE player to make Pro Bowl as rookie (since team joined the NFL) — other was CB Mike Haynes in 1976 .. named Old Spice/NFL Rookie of the Week four times (at Buffalo 10/23, vs. Chicago 10/30, vs. Miami 11/6 and vs. Seattle 12/4) ... broke into starting lineup third game of season (vs. Buffalo 9/18) and finished second in the AFC and fifth in NFL in rushing ... fifth in AFC (and tied for 12th in NFL) in total yards from line of scrimmage with 1,266 yards (98 receiving) ... one of only 22 rookies to ever go over the 1,000-yard rushing mark in a season ... led team in rushing in all but two games ... had five 100-yard games ... best game was 134 yards (on 25 carries) at Buffalo (10/23) — marking first time in 35 non-strike games that a NE runner had 100-plus rushing yards (first since final game, vs. Cincinnati 12/22, of 1985 regular season) ... had 130 yards on 17 carries at Denver (12/17) and 124 yards on 35 carries vs. Chicago (10/30) (the 35 carries is second in team's history for number of rushes in a game) ... only had one 1,000-yard rushing season in college, his sophomore year of 1985 (1,001 yards on 202 carries, 5.0 avg.) ... is one of just five players in NE history to gain 1,000 yards in a season (done six times, twice by Jim Nance) ... only lost one fumble over season (handled ball 311 times — 297 rushes and 14 catches); lost fumble came vs. Chicago (10/30) ... was second on team in rushing TDs with four (FB Perryman had six) ... ended season just three carries away from setting club record for most rushes in a season. Drafted by the Patriots in the first round of the 1988 draft (17th player selected).

GAMES PLAYED/STARTED: 46/40 (1988-16/14, 1989-14/12, 1990-16/14)

COLLEGE: Set school's career records in carries (653) and yardage (3,057) ... also had 58 catches for 716 yards (12.3 avg.) during career ... was member of track team in college (running 60-yard dash) ... had 10 games in which he had 100 or more rushing yards ... had fine games in Blue-Gray all-star game and Senior Bowl game (57 yards on 10 runs in Blue-Gray game and six carries for 31 yards in Senior Bowl) ... as senior in 1987, had 646 yards on 132 carries (4.9 avg.) with six TDs ... also caught 12 passes for 133 yards (11.1 avg.) while playing in nine games (missed two with knee injury, had arthroscopy) ... in 1986, was honorable mention All-America by AP, first-team All-Gulf Star Conference and first-team all-state by Louisiana Sports Writers Assn. (all honors also in 1985) ... ranked second in league in rushing with 943 yards on 204 carries, with three TDs ... caught 14 passes for 186 yards and one TD (had an 82-yard TD off a short pass when team faked punt vs. McNeese State in 9-3 win) ... in 1985, became third runner in school's history to run for more than 1,000 yards in a season when he had 1,001 yards on 202 carries, with five TDs; had 526 rushing yards in last four games of season (tied school




record with four consecutive games with 100 yards, including career-best overall game 177 yards on 34 carries and four catches for 69 yards vs. SE Louisiana) ... as a freshman in 1984, ran for 467 yards on 115 rushes and five TDs ... caught 12 passes for 180 yards and one TD (51-yarder on screen pass vs. SW Texas State).

PERSONAL: Has one daughter, Ashley (3) ... majored in general studies in college ... named Roxbury (Mass.) Comprehensive Community Health Center Man of Year in 1989; he often speaks to youth at Center and helps raise funds for RCCHC ... holds charity golf tournament on Cape Cod every year ... is honorary chairman for Massachusetts Chapter of the Multiple Sclerosis Society ... was an offensive lineman (guard) at Springhill (La.) High until the team's top runner hurt his knee in spring prior to John's senior year — moved to tailback and named Offensive MVP in state with 1,984 rushing yards and 28 TDs (seven of the TDs were longer than 50 yards) ... also played linebacker, was two-year varsity starter, making all-district as junior ... also on school's track team, running 220 (best of 21.3), shot put (best of 60-0, winning state title as senior) and mile relay ... has three younger sisters ... hometown had parade for him on July 1st, 1988 ... born John Milton Stephens on February 23, 1966 in Shreveport, La.

STEPHENS' CAREER OFFENSIVE STATISTICS											
	RUSHING						RECEIVING				
Year	G	No.	Yds.	Avg.	LG	TD	No.	Yds.	Avg.	LG	TD
1988	16	297	1168	3.9	52	4	14	98	7.0	17	0
1989	14	244	833	3.4	35t	7	21	207	9.9	37	0
1990	16	212	808	3.8	26	2	28	196	7.0	43	1
Totals	46	753	2809	3.7	52	13	63	501	8.0	43	1

OTHER STATS: Fumbles: 1988-3, 1989-3, 1990-1. Fumble Recoveries: 1988-3 (including recovering a fumble by Patriots' Robert Perryman in the end zone for a touchdown vs. Cincinnati on 10-16), 1989-1.

RICHARD TARDITS 53



Linebacker **1st Year**
Ht: 6-2 Wt: 235 **Born: 7/30/65**
Georgia

PRO CAREER: 1990- Played in two games and had first career start at Indianapolis (9/16) ... saw action primarily on special teams vs. Miami (9/9) ... had two tackles against Colts before leaving game with a left ankle injury ... was placed on Injured Reserve on 9/27 and did not play the rest of season. **1989-** Spent entire season on the Phoenix Cardinals developmental squad. Signed by the Patriots as a free agent on March 23, 1990 ... originally a fifth round 1989 draft choice of the Cardinals.

GAMES PLAYED/STARTED: 2/0 (1989- DNP, 1990- 2/0)

COLLEGE CAREER: A former French rugby player who attended the University of Georgia ... holds the Georgia school record with 29 career quarterback sacks ... finished collegiate career with 101 total tackles ... selected honorable mention All-America by the Associated Press after senior season.

PERSONAL: Single ... very active with charity organizations in the New England area ... is a member of the 1992 French Olympic Bobsled Team ... originally traveled to the United States to visit family friends but




decided to enroll at Georgia after arriving ... curiosity of rugby-like game prompted him to try out in college ... had never played football before coming to the United States and had never seen an American football game until his first at Georgia ... offered color commentary on the French broadcast of the 1989 Super Bowl ... has run with the bulls in Pamplona, Spain ... attended Lycee Rene-Cassin High in Biarritz, France ... born Richard Tardits on July 30, 1965 in Biarritz.

TARDITS' CAREER DEFENSIVE STATISTICS

Year	G	Total	— Tackles —		Fum		Pass	
			Solo	Assists	Sacks	Rec.	For.	Def.
1989 (PHO) DEVELOPMENTAL SQUAD ENTIRE SEASON								
1990 (NE)	2	2	1	1	0	0	0	0
Totals	2	2	1	1	0	0	0	0

MICHAEL TIMPSON 83



Wide Receiver 2nd Year
Ht: 5-10 Wt: 175 Born: 6/6/67
Penn State

PRO CAREER: 1990- Played in five games and finished with five receptions for 91 yards (18.2 avg) ... missed 11 weeks on Injured Reserve (9/4-12/1) after dislocating finger in training camp ... caught first two career passes for 52 yards vs. Kansas City (12/2) ... had one reception for 13 yards and returned two kickoffs for 42 yards at N.Y. Jets (12/23). **1989-** Originally placed on Injured Reserve (9/9) (after the final cutdown) with a left hamstring injury, which occurred during training camp ... activated off IR (11/3) and played in two games (11/5 vs. NY Jets and 11/12 vs. NO; had two tackles on special teams) before suffering torn cartilage in his left knee in practice (11/15) and being placed on IR for the second time (11/16). Drafted by the Patriots in the fourth round of the 1989 draft (100th player selected).

GAMES PLAYED/STARTED: 7/0 (1989-2/0, 1990-5/0)

COLLEGE: Four-year wide receiver at Penn State, who also returned kicks ... started 10 of 11 games as a senior and led team in receiving with 22 catches for 342 yards and two TDs ... in win over Cincinnati, returned punt 64 yards for a TD ... was redshirted as a sophomore ... also a member of track team in college, he competed in 1988 Olympic Trials in 200-meters ... former American collegiate record holder in the indoor 300-meters.

PERSONAL: Married (Edwena) ... has degree in telecommunications ... attended Hialeah Miami Lakes High in Miami Lakes, Fla., where he was team captain and MVP in both football and track ... also ran track, becoming first athlete to win four events at Florida state track meet (as senior): long jump, 120 and 330 hurdles and 220 dash (set records in the long jump, 330 hurdles and 220 dash) ... former high school track national champion with a time of 13.40 in the 110-meter high hurdles ... also won three state titles as junior ... brother, John, was a nationally-ranked hurdler at Texas Southern and was in Olympic Trials (110 high hurdles) in 1984 ... born Michael Dwain Timpson on June 6, 1967 in Baxley, Ga.



regular on special teams. Drafted by the Patriots in the second round of the 1982 draft (41st player selected).

GAMES PLAYED/STARTED: 105/94 (1982-9/1, 1983-15/13, 1984-16/16, 1985-16/16, 1986-11/11, 1987-13/13, 1988-12/11, 1989-On Injured Reserve Entire Season, 1990-13/13)

COLLEGE: Played as both a standup DE and OLB for the Hawkeyes, leading them to the Rose Bowl as a senior (the school's first appearance there since 1959) ... spent one year at Ellsworth (Iowa) Junior College before transferring to Iowa ... started his junior and senior seasons ... recorded 141 career tackles and 35 QB sacks with three interceptions and two fumble recoveries ... his 20 tackles for 153 yards in losses as a junior was tops in the Big Ten ... Coach Hayden Fry said Tippet had the best game he had ever seen by a DE when he recorded six solo tackles, three assists, two sacks and broke up four passes vs. Iowa State his senior year ... was an AP, UPI, NEA, Football Writers and Football News first-team All-America selection in 1981.

PERSONAL: Has two daughters, Janea Lynn (7) and Asia (2) ... has three black belts in three different styles of karate ... spent one month in Okinawa during 1991 offseason to study and take test for Sandan (third degree) Uechi-Ryu Karate-Do ... has third degree black belt in Ninja-Ryu, third degree black belt in Shotokan and second degree black belt in Uechi-Ryu Karate-Do ... has teaching certificate in Uechi-Ryu ... also certified to teach self-defense seminars in Hakko-Ryu Jujitsu by former Patriots RB Larry Garron; after completing Garron's master clinic ... has plans to open karate club in South Weymouth, Mass. ... was named to the University of Iowa's All-Decade team for the 1980's ... is a member of Newark, New Jersey's Sports Hall of Fame ... was selected All-City and team captain in football, track and wrestling at Barringer High in Newark, N.J. ... born Andre Bernard Tippet on December 27, 1959 in Birmingham, Ala.

TIPPETT'S CAREER DEFENSIVE STATISTICS

Year	G	Total	—Tackles—			Fum.	Pass
			Solo	Assists	Sacks	Rec.	Def.
1982	9	28	10	18	0	1	0
1983	15	86	48	38	8.5	1	2
1984	16	118	48	60	18.5	0	2
1985	16	97	65	32	16.5	3&	2
1986	11	63	39	24	9.5	1	0
1987	13	83	53	30	12.5	3\$	4
1988	12	50	31	19	7	0	0
1989	On Injured Reserve Entire Season						
1990	13	72	38	34	3.5	1	0
Totals	105	551	305	246	76.0	10	10

& Returned fumble 25 yards for TD vs. LA Raiders on Sept. 29, 1985
 \$ Returned fumble 29 yards for TD at NY Jets on Sept. 21, 1987

OTHER STATS: Forced Fumbles: 1983-1, 1984-1, 1985-3, 1986-2, 1987-0, 1988-1, 1990-1 Interception Returns: 1986-32 yards on lateral from Johnny Rember at Buffalo on Nov. 23. Blocked Field Goals: 1987-1.

PLAYOFF STATISTICS

Year	G	Total	—Tackles—			Fum.	Pass
			Solo	Assists	Sacks	Rec.	Def.
1982	1	2	2	0	0	0	0
1985	4	21	16	5	1	0	1
1986	1	6	5	1	0	0	1
Totals	6	29	23	6	1	0	2



GARIN VERIS

90

Defensive End
Ht: 6-4 Wt: 255
Stanford

6th Year
Born: 2/27/63

PRO CAREER: 1990- Played in seven games, with two starts ... had 22 tackles (14 solos), one forced fumble and two sacks ... had arthroscopic surgery on right knee in training camp and missed first week of regular season (vs. Miami 9/9) ... saw first action of season at Indianapolis (9/16) and had one tackle ... had four tackles (three solos) vs. Seattle (10/8), including a sack which forced a fumble (recovered by Brent Williams who returned it 45 yards for a TD) ... had five solo tackles and a sack at Miami (10/18) ... started two games at DE (vs. Buffalo 10/28 and at Philadelphia 11/4) ... injured right knee in Eagles game and had arthroscopic surgery 11/6 ... spent three weeks on the inactive list (vs. Indianapolis 11/11, at Buffalo 11/18 and at Phoenix 11/25) ... placed on Injured Reserve 12/1 and missed remainder of season. **1989-** Placed on Injured Reserve (9/4) (prior to final cutdown) with a left knee injury suffered vs. Green Bay (9/1) in a preseason game ... had surgery (9/5) to repair a torn anterior cruciate ligament and a torn medial collateral ligament, as well as the inner cartilage (medial meniscus) ... missed entire season. **1988-** Started nine of 11 games ... had to miss five games because of knee injury suffered in first quarter of Buffalo game (10/23) ... started first eight games of season, returned to lineup for second to last game (vs. Tampa Bay 12/11) and returned to starting lineup for season finale, at Denver (12/17) ... was team's winner of annual Ed Block award for bouncing back from an injury (selected 1/6/89) ... at Denver (12/17), had seven tackles (five solos) ... had arthroscopic surgery to repair ligaments in knee (10/26). **1987-** Had outstanding season with 49 tackles from end position (37 solos) ... shared team's Jim Lee Hunt Award as best lineman with rookie OT Bruce Armstrong (as selected by the coaches) ... was second on team in sacks with seven for 79 yards ... had nine solo tackles at Giants (11/8). **1986-** Started 15 games; missed opener vs. Indianapolis (9/7) (foot injury, but came into game later) ... first full year as a starter, playing the right defensive end position ... led team in sacks with 11 for 74 yards, had an impressive seven passes knocked down, had two fumbles recovered and forced four fumbles ... named team's top lineman (annual Jim Lee Hunt Award) at end of the season by Patriots' coaching staff for his consistent play ... finished in seventh place tie for sacks among AFC players ... midway through season, had at least one sack in five straight games ... named AFC's Defensive Player of Month for November ... at New Orleans (11/30), forced fumble by QB Dave Wilson, and Brent Williams took it for game-winning TD of 21 yards with 1:49 left in game (made score 21-13) ... was selected AP All-Pro (HM). **1985-** Had outstanding rookie campaign, as selected to the UPI All-Rookie team, the Pro Football Writers All-Rookie team, and named the 1776 Quarterback Booster Club Rookie of Year ... second best sack total on team with 10 (NE Rookie Record) and added one pass deflection and two forced fumbles during regular season ... in playoffs, had 14 tackles (10 1st-hits); led team in playoff sacks with four for 49 yards and had two pass deflections, one fumble recovery and one forced fumble as well as two pass deflections and one interception ... replaced Kenneth Sims in starting lineup for last seven games of 20-game season (starting with Detroit game of 12-8) ... also started one game at right end spot, at Chicago (9/15), replacing injured Toby Williams ... in playoffs, at NY Jets (12/18), had fine game with three sacks for 35 yards, one forced fumble (recovered by Jets after 27 yards lost on play), one deflected pass, four solo tackles (3rd on team), one interception (1st of career) and an 18-yard fumble return to NY 17 ... in AFC title game, at Miami (1/12/86



recovered fumble on Miami's 1st play of game to set up NE FG; also sacked Marino for 14 yard loss in 2nd half (only sack in game for either team). Drafted by the Patriots in the second round of the 1985 draft (48th player selected).

GAMES PLAYED/STARTED: 62/42 (1985-16/4, 1986-16/15, 1987-12/12, 1988-11/9, 1989-On Injured Reserve Entire Season, 1990-7/2)

COLLEGE: Began his career at TE, then moved to linebacker; worked at both DE and OLB the last three years ... improved his draft position by having outstanding Senior Bowl and East-West Shrine games; selected Defensive MVP in both all-star games ... played with both broken thumb and sprained ankle as senior ... was 8th top tackler on team as senior, as teams ran away from him — led team in behind-line tackles with 11, in sacks with five ... named honorable mention AP All-America and UPI second team All-America and 1st team All-Pac 10 in 1984 ... made 2nd team All-Pac 10 as junior, making 71 tackles (44 solos), with 12 tackles for loss (high on team) and team high of seven sacks.

PERSONAL: Single ... attended Chillicothe (Ohio) High where he was named Parade, Football News and National Coaches All-America ... as senior, despite missing the first four games with a broken ankle, caught 16 passes for 276 yards with two TDs; made 61 tackles from DE ... named district Lineman-of-the-Year ... as junior and senior, was All-America in track (shot put and discus) as well, with best of 64-8 3/4 in the shot and 191-4 in the discus ... in basketball, averaged 17.5 points and 19 rebounds a game and selected first team all-state center ... voted his area's Player-of-Year and MVP of Ohio North-South all-star game ... also played baseball in high school (as pitcher-third baseman) ... sister, Shawna, competed in track at Indiana University and another sister, Gina, is a forward on the Eastern Michigan womens basketball team ... born Garin Lee Veris on February 27, 1963 in Chillicothe, Ohio.

VERIS' CAREER DEFENSIVE STATISTICS							
Year	G	— Tackles —			Sacks	Fum.	Pass
		Total	Solo	Assists		Rec.	Def.
1985	16	31	28	3	10	2	1
1986	16	74	52	22	11	2	7
1987	12	49	37	12	7	2	2
1988	11	37	21	16	2	1	2
1989	On Injured Reserve Entire Season						
1990	7	22	14	8	2	0	1
Totals	62	213	152	61	32	7	13


OTHER STATS: Forced Fumbles: 1986-4, 1987-2, 1988-1, 1990-1.

PLAYOFF STATISTICS							
Year	G	— Tackles —			Sacks	Fum.	Pass
		Total	Solo	Assists		Rec.	Def.
1985	4	14	10	4	4	1	2
1986	1	5	5	0	0	0	0
Totals	5	19	15	4	4	1	2

OTHER STATS: Interceptions: 1985- one for 18 yards. Forced Fumbles: 1985-1. Fumbles: 1984-1.

DAVID VIAENE

70



Offensive Tackle 3rd Year
Ht: 6-5 Wt: 300 Born: 7/14/65
Minnesota-Duluth

PRO CAREER: 1990- Started all four games played ... spent week one




and three games at guard, but moved to center for the 1990 season. **1988-** Started 14 of the 16 games (missed starts vs. Cincinnati 10/16 and at Buffalo 10/23 with hip injury, although did long-snap in those contests) ... was first full year as starter, after breaking into starting lineup the eighth game of 1987 season. **1987-** Started last seven games (played in 11 games, didn't play in opener vs. Miami 9/13), stepping in for injured Steve Moore at left tackle (Moore had ankle injury ... first start came vs. Dallas (11/15) ... he and Armstrong became team's rookie starters at offensive tackle ... when Guy Morriss suffered hand injury, Villa took over long-snapping duties. Drafted by the Patriots in the fifth round of the 1987 draft (113th player selected).

GAMES PLAYED/STARTED: 58/52 (1987-11/7, 1988-16/14, 1989-15/15, 1990-16/16)

COLLEGE: Anchored the Arizona State offensive line that averaged more than 200 yards the last six games in 1985 and averaged 210.6 yards in 1986 ... as a senior in 1986, was selected first team All-Pac 10 and was also selected honorable mention All-America ... at end of season, named best offensive lineman in Pac-10 Conference (Morris Trophy) ... played in East-West Shrine Bowl ... as junior in 1985, selected All-Pac 10 honorable mention ... moved to starting tackle in season opener of 1985, after playing guard throughout spring drills ... in 1984 sophomore year, saw action in all team's outings, playing either tackle or guard position.

PERSONAL: Married (Joanne) ... majored in communications ... attended Nogales (Ariz.) High where he lettered in football and basketball for three seasons and track for one season ... named All-America (Adidas selected squad) and all-state in football as senior and was twice selected all-state in basketball ... also earned all-conference honors in both sports ... as senior, averaged 20 points and 18 rebounds on basketball court ... born Daniel Villa on September 21, 1964 in Nogales, Ariz.

MICKEY WASHINGTON 21



Cornerback 2nd Year
Ht: 5-9 Wt: 187 Born: 7/8/68
Texas A&M

PRO CAREER: 1990- Played in nine games as a rookie .. used primarily on special teams ... had five special teams tackles ... also saw some action as a defensive back and had seven tackles (four solo) for the season ... saw first action at cornerback at Buffalo (11/18) and had one solo tackle .. had a career-high two solo tackles at N.Y. Jets (12/23). Signed by the Patriots as a free agent on October 30, 1990 after being released by Phoenix ... originally drafted by the Cardinals in the eighth round of the 1990 draft.

GAMES PLAYED/STARTED: 9/0 (1990-9/0)

COLLEGE CAREER: Four-year letterman at Texas A&M ... began collegiate career as a wide receiver but was switched over to defense as a sophomore ... was honorable mention All-America by The Sporting News as a senior ... also first team All-Southwest Conference selection by the Dallas Times Herald after recording 52 tackles (34 solos), four sacks, and six tackles for losses from cornerback position ... played in the Hula and Senior Bowls after final campaign ... as a junior in 1988, was



the 1986 draft (193rd player selected).

GAMES PLAYED/STARTED: 76/69 (1986-16/16, 1987-12/5, 1988-16/16, 1989-16/16, 1990-16/16)

COLLEGE: Selected All-Mid American Conference as both junior and senior ... as senior, had second-best total tackles on team with 101 tackles (48 solos) and had seven sacks (15 sacks in his career) ... as junior, made 84 tackles, including 11 for losses (for 37 yards); caused two fumbles, recovered one and tipped one pass ... played every quarter of sophomore, junior and senior seasons ... team went to California Bowl his junior year (lost to Nevada-Las Vegas) ... as sophomore in 1983, had 40 tackles (17 solos) and four sacks (22 yards) and made two other tackles behind the line of scrimmage (for five yards); recovered one fumble and caused another.

PERSONAL: Married (Jacqueline) ... they have one son, Brennan, born 2/5/91 ... lives in Easton, Mass. during off-season ... majored in marketing ... attended Northern High (Flint, Mich.), where he won two letters in football (outside linebacker and offensive tackle) and track (shot put and discus) and one in basketball (junior year) ... was first-team All-City and All-League ... was captain of football team as senior ... team won city championship as junior ... was city champ in shot put as junior and senior and conference champ as well, after being runner-up as junior ... childhood friends with linebacker Carl Banks of NY Giants, linebacker Eugene Marve of Tampa Bay Buccaneers and safety Lonnie Young of Phoenix Cardinals ... born Brent Dione Williams on October 23, 1964 in Flint, Mich.

WILLIAMS' CAREER DEFENSIVE STATISTICS

Year	G	Total	— Tackles —		Sacks	Fum.	Pass
			Solo	Assists		Rec.	Def.
1986	16	71	43	28	7	4*	0
1987	12	29	17	12	5	0	0
1988	16	56	37	19	8	1	1
1989	16	65	48	17	8	2	4
1990	16	71	46	25	6	2^	2
Totals	76	292	191	101	34	9	7

* Returned fumble 21 yards for TD at New Orleans on 11/30/86

^ Returned fumble 45 yards for TD vs. Seattle 10/7/90


OTHER STATS: Forced Fumbles: 1988-2, 1989-2, 1990-1.

PLAYOFF STATISTICS

Year	G	— Tackles —		Sacks	Fum.	Pass
		Solo	Assists		Rec.	Def.
1986	1	1	0	0	0	1

TONY ZACKERY

25



Safety **1st Year**
Ht: 6-2 **Wt: 200** **Born: 11/20/66**
Washington

PRO CAREER: 1990- Played in two games, both in a reserve role ... separated right shoulder at Indianapolis (9/16) and spent the rest of the season on Injured Reserve ... had one solo tackle vs. Colts before getting hurt. 1989- Played in one game for the Falcons (vs. Detroit 12/24) ...



accepted his first NFL pass and recovered a fumble ... spent the first 15 games of the season on the Falcons developmental squad before being activated for the final game of the season ... was claimed off waivers by the Falcons after the Patriots released him (8/29). Signed with the Patriots on March 31, 1990 as a Plan B free agent from the Atlanta Falcons... was originally an eighth-round draft pick of the Patriots in 1989 (224th player selected).

GAMES PLAYED/STARTED: 3/0 (1989-1/0, 1990-2/0)

COLLEGE: Started last seven games at right cornerback as senior, making 24 tackles and knocking down five passes ... played in Senior Bowl ... saw limited action as a junior after suffering knee injury during spring drills ... earned All-PAC 10 honorable mention honors as a sophomore after starting all year at left cornerback ... finished year with 41 tackles and led team in interceptions with four ... started five games at free safety as a freshman ... ended first collegiate season with 34 tackles (25 solos) ... was redshirted in 1984 ... member of Washington track team in 1985, '86 and '89 ... won Pac-10 long jump title in 1985 (25-11 1/4) while also anchoring the 4 x 100 relay team.

PERSONAL: Has one son, Anthony (3) ... business major in college ... attended Franklin High in Seattle, Wash., where he was all-metro and all-state DB and WR ... was high school teammate of NY Jets CB James Hasty ... was all-league pick in basketball as junior and senior ... lettered three years in track ... won state title in long jump, was second in triple jump and ran on third place 4 x 100 relay team as senior ... his 24-7 long jump record broke mark previously set by former St. Louis Cardinals running back Terry Metcalf ... step-uncle is Otis Armstrong, former standout running back for the Denver Broncos (1973-80) ... born Anthony Eugene Zackery on November 20, 1966 in Seattle, Wash.

ZACKERY'S CAREER DEFENSIVE STATISTICS

Year	G	— Tackles —				Sacks	Fum. Rec.	Pass Def.
		Total	Solo	Assists				
1989	1	0	0	0	0	1	0	
1990	2	1	1	0	0	0	1	
Totals	3	1	0	1	0	1	1	

Interceptions: 1989-1 (three return yards).

1990 PATRIOTS HONORS

- * DE Ray Agnew —All-Rookie by Pro Football Weekly
All-Rookie by Football News
All-Rookie by College and Pro Football Newsweekly
All-Rookie by Football Digest
All-Rookie by Pro Football Writers Association of America
- * OT Bruce Armstrong —Pro Bowl Starter for AFC
First-Team All-AFC by Pro Football Weekly
- * TE Marv Cook — AFC All-Pro by Football News
- * CB Ronnie Lippett — Ed Block Courage Award
- * K Jason Staufsky — Patriots' 12th Player Award



NEW ENGLAND PATRIOTS 1991 TRAINING CAMP ROSTER

<u>NO</u>	<u>NAME</u>	<u>POS</u>	<u>HT</u>	<u>WT</u>	<u>BORN</u>	<u>EXP</u>	<u>COLLEGE</u>	<u>HOMETOWN</u>
33	Adams, George	RB	6-1	225	12/22/62	6	Kentucky	Lexington, KY
92	Agnew, Ray	DE	6-3	272	12/09/67	2	North Carolina St.	Winston-Salem, NC
39	Allen, Marvin	RB	5-10	208	11/23/65	4	Tulane	Wichita Falls, TX
12	Alsbury, Paul	P	6-1	203	9/15/68	R	SW Texas State	Edinburg, TX
78	Armstrong, Bruce	T	6-4	284	9/07/65	5	Louisville	Miami, FL
48	Bethel, Randy	TE	6-1	235	9/06/69	R	Miami (FL)	Vero Beach, FL
59	Brown, Vincent	LB	6-2	245	1/09/65	4	Miss. Valley St	Decatur, GA
63	Chilton, Gene	C	6-3	286	3/27/64	5	Texas	Houston, TX
93	Clark, Reggie	LB	6-2	226	10/17/67	R	North Carolina	Charlotte, NC
76	Clayton, Stan	T/G	6-3	265	1/31/65	4	Penn State	Cherry Hill, NJ
49	Coates, Ben	TE	6-4	245	8/16/69	R	Livingstone College	Greenwood, SC
40	Colon, Harry	SS	5-11	203	2/14/69	R	Missouri	Kansas City, KA
22	Coleman, Eric	CB	6-0	190	12/27/66	3	Wyoming	Denver, CO
85	Cook, Marv	TE	6-4	234	2/24/66	3	Iowa	West Branch, IA
65	Crawford, Elbert	C/G	6-3	280	6/20/66	2	Arkansas	Little Rock, AR
69	Crimm, Ben	T	6-4	285	12/27/68	R	Southern Mississippi	Pascagoula, MS
67	DeRiggi, Fred	NT	6-2	268	1/15/67	1	Syracuse	Scranton, PA
88	Dykes, Hart Lee	WR	6-4	218	9/02/66	3	Oklahoma St.	Bay City, TX



NO	NAME	POS	HT	WT	BORN	EXP	COLLEGE	HOMETOWN
98	Edwards, Timothy	DE	6-1	270	8/29/68	R	Delta State	Nesoba, MS
17	Foster, Sean	WR	5-11	184	12/22/67	R	Long Beach State	Los Angeles, CA
28	Francis, Ron	CB	5-9	186	4/07/64	5	Baylor	LaMarque, TX
80	Fryar, Irving	WR-PR	6-0	200	9/28/62	8	Nebraska	Mount Holly, NJ
74	Gambol, Chris	G/T	6-6	303	9/14/64	4	Iowa	Oxford, MI
91	Gannon, Chris	DE	6-6	260	1/20/66	3	SW Louisiana	Orange Park, FL
61	Glenn, O'Neil	G	6-2	290	1/27/68	R	Maryland	Bronx, N.Y.
72	Goad, Tim	NT	6-3	280	2/28/66	4	North Carolina	Stuart, VA
41	Gordon, Tim	FS	6-0	188	5/07/65	5	Tulsa	Ardmore, OK
77	Harlow, Pat	T	6-6	290	3/16/69	R	Southern Cal	Norco, CA
58	Harvey, Richard	LB	6-1	227	9/11/66	2	Tulane	Gautier, MS
36	Henderson, Jerome	CB	5-10	189	8/08/69	R	Clemson	Statesville, NC
60	Hobby, Marion	DE	6-4	277	11/07/66	2	Tennessee	Birmingham, AL
13	Hodson, Tom	QB	6-3	195	1/28/67	2	Louisiana State	Matthews, LA
99	Howard, David	LB	6-1	230	12/08/61	7	Long Beach State	Long Beach, CA
45	Hunter, Ivy Joe	RB	6-1	248	11/16/66	3	Kentucky	Gainesville, FL
37	Hurst, Maurice	CB	5-10	185	9/17/67	3	Southern	New Orleans, LA
38	James, Roland	SS	6-2	191	2/18/58	12	Tennessee	Xenia, OH
50	Jarostchuk, Iliia	LB	6-3	245	8/01/64	5	New Hampshire	Utica, NY
30	Jones, Victor	RB	5-8	212	12/05/67	2	Louisiana State	Zachary, LA



NEW ENGLAND PATRIOTS 1991 TRAINING CAMP ROSTER

<u>NO</u>	<u>NAME</u>	<u>POS</u>	<u>HT</u>	<u>WT</u>	<u>BORN</u>	<u>EXP</u>	<u>COLLEGE</u>	<u>HOMETOWN</u>
26	Key, David	CB	5-10	198	3/27/68	R	Michigan	Columbus, OH
35	Landry, Anthony	RB	5-9	200	10/28/66	1	Stephen F. Austin	Jasper, TX
42	Lippett, Ronnie	CB	5-11	180	12/10/60	8	Miami (FL)	Sebring, FL
51	Lockhart, Eugene	LB	6-2	233	3/08/61	8	Houston	Crockett, TX
31	Marion, Fred	FS	6-2	191	1/02/59	10	Miami (FL)	Gainesville, FL
82	Martin, Sammy	WR	5-11	175	8/21/65	4	Louisiana State	New Orleans, LA
11	McCarthy, Shawn	QB/P	6-6	227	2/22/68	1	Purdue	Freemont, OH
19	McGee, Reggie	WR	5-11	170	11/08/69	R	Jackson State	Tupelo, MS
86	McMurtry, Greg	WR	6-2	207	10/15/67	2	Michigan	Brockton, MA
64	Melander, Jon	T	6-7	280	12/27/66	1	Minnesota	Fridley, MN
7	Millen, Hugh	QB	6-5	216	11/22/63	4	Washington	Seattle, WA
62	Miller, Blake	C	6-1	285	8/23/68	R	Louisiana State	Alexandria, LA
18	Moore, Vincent	WR	5-10	198	11/07/67	R	Tennessee	Memphis, TN
81	Mowatt, Zeke	TE	6-3	240	3/05/61	8	Florida St.	Wauchula, FL
10	Murphy, Mike	WR	5-9	163	9/20/67	1	SW Texas State	Killeen, TX
52	Rembert, Johnny	LB	6-3	234	1/19/61	9	Clemson	DeSoto, FL
95	Reynolds, Ed	LB	6-5	242	9/23/61	9	Virginia	Drewry Mason, VA
27	Robinson, Junior	CB	5-9	181	2/03/68	2	East Carolina	High Point, NC
32	Russell, Leonard	RB	6-2	235	11/17/69	R	Arizona State	Long Beach, CA
54	Ryder, Brian	LB	6-2	230	7/10/69	R	Tulane	Nantucket, MA



NO	NAME	POS	HT	WT	BORN	EXP	COLLEGE	HOMETOWN
55	Singleton, Chris	LB	6-2	247	2/20/67	2	Arizona	Parsippany, NJ
97	Smith, Sean	DE	6-7	280	5/29/67	2	Georgia Tech	Cincinnati, OH
4	Staurovsky, Jason	K	5-9	170	3/23/63	5	Tulsa	Tulsa, OK
68	Stephens, Calvin	G	6-2	285	10/25/67	R	South Carolina	Kings Mountain, NC
44	Stephens, John	RB	6-1	215	2/23/66	4	NW Louisiana St.	Springhill, LA
66	Stephens, Robert	C	6-3	265	5/16/69	R	Brigham Young	La Mirada, CA
34	Strachan, Steve	RB	6-1	225	3/22/63	5	Boston College	Burlington, MA
53	Tardits, Richard	LB	6-2	225	7/30/65	1	Georgia	Biarriz, France
43	Thomson, Rob	FS	6-2	200	4/13/67	R	Syracuse	Southington, CT
83	Timpson, Michael	WR	5-10	175	6/06/67	2	Penn St.	Hialeah, FL
56	Tippett, Andre	LB	6-3	241	12/27/59	9	Iowa	Newark, NJ
24	Vaughn, Jon	RB	5-9	203	3/12/70	R	Michigan	Florissant, MO
90	Veris, Garin	DE	6-4	255	2/27/63	6	Stanford	Chillicothe, OH
70	Viaene, David	T	6-5	300	7/14/65	3	Minnesota-Duluth	Kaukauna, WI
75	Villa, Danny	C/T	6-5	305	9/21/64	5	Arizona State	Nogales, AZ
8	Wagner, Bryan	P	6-2	200	3/28/62	5	Cal St.-Northridge	Chula Vista, CA
47	Warner, Kirk	TE	6-4	225	11/24/67	1	Georgia	Cochran, GA
21	Washington, Mickey	CB	5-9	187	7/08/68	2	Texas A&M	Beaumont, TX
15	Wiggins, Brian	WR	5-11	185	6/14/68	R	Texas Southern	San Antonio, TX
96	Williams, Brent	DE	6-4	275	10/23/64	6	Toledo	Flint, MI
25	Zackery, Tony	FS	6-2	195	11/20/66	1	Washington	Seattle, WA
16	Zolak, Scott	QB	6-5	222	12/13/67	R	Maryland	Monogahela, PA



1991 DRAFT CHOICES

RD/PICK	OVERALL	PLAYER	POS	COLLEGE
1a -w	11	Pat Harlow	T	USC
1b -x	14	Leonard Russell	RB	Arizona St.
2	14	Jerome Henderson	CB	Clemson
3		56 Calvin Stephens	G	South Carolina
4		84 Scott Zolak	QB	Maryland
5a	1	112 Jon Vaughn	RB	Michigan
5b -y	13	124 Ben Coates	TE	Livingstone
6		140 David Key	CB	Michigan
7		168 Blake Miller	C	Louisiana St.
8		196 Harry Colon	SS	Missouri
9		224 O'Neil Glenn	G	Maryland
10		251 Randy Bethel	TE	Miami
11a	1	279 Vincent Moore	WR	Tennessee
11b -z	25	303 Paul Alsbury	P	SW Texas St.
12	1	307 Timothy Edwards	DT	Delta St.

w- acquired from Dallas (along with a second-round pick in 1991) in exchange for Patriots' first-round pick (1st overall) in 1991.

x- acquired from Dallas in exchange for Patriots' first round pick (17th overall) and fourth-round pick (110th overall), acquired from Buffalo in 1990, in 1991.

y- acquired from L.A. Raiders through Dallas (along with a 4th-round pick in 1992) in exchange for Patriots' fourth-round pick (17th overall), acquired from Pittsburgh in 1991.

z- acquired from San Diego through the Los Angeles Raiders (along with a 4th-round pick in 1992) in exchange for Patriots' fifth-round pick (16th overall), acquired from Pittsburgh in 1991.

PATRIOTS TRADES DURING DRAFT

Patriots trade a 1991 1st-round selection (1st overall pick of the round and the draft) to Dallas in exchange for a 1991 1st-round selection (11th overall pick), a 1991 2nd-round selection (41st overall pick) and three players (Ron Francis, David Howard, and Eugene Lockhart).

Patriots trade a 1991 2nd-round selection (1st overall pick) and a 1991 4th-round selection (18th overall pick, through Seattle) to Houston in exchange for a 1991 1st-round selection (17th overall pick).

Patriots trade a 1991 1st-round selection (17th overall) acquired from Houston and a 1991 4th-round selection (27th overall pick, through Buffalo) to Dallas in exchange for a 1991 1st-round selection (14th overall pick, through New Orleans).

Patriots trade a 1991 4th-round selection (5th overall pick) to Pittsburgh in exchange for a 1991 4th-round selection (17th overall pick) and a 1991 5th-round selection (16th overall pick).

Patriots trade a 1991 4th-round selection (17th overall pick), the pick acquired from Pittsburgh earlier in the draft, to the Los Angeles Raiders in exchange for a 1991 5th-round selection (13th overall pick which Raiders acquired from Dallas) and a 1992 4th-round selection.

Patriots trade a 1991 5th-round selection (16th overall pick), acquired from Pittsburgh earlier in the draft, to San Diego in exchange for a 1991 11th-round selection (25th overall pick through the Raiders) and a 1992 4th-round selection.




Examiner's "Super 11" team, accumulating the most votes in the poll's history...ran for 2,640 yards and 28 touchdowns during high school career...born Leonard James Russell on November 17, 1969 in Long Beach, Calif.

RUSSELL'S COLLEGIATE STATISTICS					
—Rushing—					
Year	No.	Yds.	Avg.	LG	TD
1988/89	541	3302	6.1	n/a	27
1990	174	810	4.7	42	9
Totals	715	4112	5.8	42	36

—Receiving—					
Year	No.	Yds.	Avg.	LG	TD
1988/89	n/a	n/a	n/a	n/a	n/a
1990	22	257	11.7	33	1
Totals	22	257	11.7	33	1

JEROME HENDERSON 36



Cornerback
Ht: 5-10 Wt: 189 Born: 8/8/69
Clemson
Round 2 (#1, 41)

College: Selected in the second round of the 1991 draft (41st selection overall)...outstanding athlete who has a great blend of quickness and leaping ability...has the speed (has been timed at 4.41 in the 40) to handle deep receivers and play the bump and run...played two years behind former All-America cornerback Donnell Woolford...was honorable mention All-America by the Poor Man's Guide to the NFL Draft after 1990...anchored a Clemson secondary as a senior that ranked sixth in the nation in pass defense, allowing only 87.9 yards per game...had eight tackles, including one for a yard loss, in the 1991 Hall of Fame Bowl against Illinois...recorded five tackles and two passes defended in 1990 Gator Bowl versus West Virginia...started final 24 games of career at left cornerback for the Tigers.

Personal: Single...majored in Secondary Education at Clemson...was All-State honorable mention during senior year at West Iredel (Statesville, N.C.) High...was a member of the Raleigh Times Top 50 Team...started at cornerback and halfback at West Iredel and rushed for over 1,000 yards his senior year...also lettered in basketball, baseball and track...has a 34-inch vertical leap and had a 13 3/4-inch flexibility test...born Jerome Henderson on August 8, 1969 in Statesville, N.C.

HENDERSON'S COLLEGIATE STATISTICS								
Year	—Tackles—				Fum. Rec.	Fum. For	Int	Pass Def
	Total	Asst.	Solo	Sacks				
1987	5	1	4	0	0	0	1	0
1988	18	3	15	0	0	1	0	3
1989	37	11	26	0	0	0	2	14
1990	37	11	26	0	1	0	1	8
Total	97	26	71	0	1	1	4	25

OTHER STATS: Punt Returns: 1988- 1 for five yards, 1990- five for 46 yards
Special Teams Total Tackles- six solo, three assists.




1989 and completed 33 of 69 passes (47.8%) for 407 yards and two touchdowns...saw action in only four games in 1988 and connected on 12 of 22 passes (54.5%) for 128 yards and no touchdowns...did not see action in 1987 and was redshirted as a freshman in 1986.

Personal: Single...majored in Business Management at Maryland...earned All-State and All-Conference honors as a senior at Ringgold (Monongahela, Pa.) High...selected to the Pittsburgh Post Gazette's "Fabulous 22" and the Pittsburgh Press "Finest 44" teams...lettered four times in football as a quarterback, completing 79 of 153 passes for 1,251 yards and 10 touchdowns in senior year...also averaged 40.4 yards per punt and kicked 17 extra points during final campaign...also lettered four times as a forward on the Ringgold basketball team...played in the Maryland-Pennsylvania Big 33 game after senior season...father served as athletic director and coach at Ringgold, the same high school that produced San Francisco quarterback Joe Montana...was waterboy for Montana's team during one season...earned academic honors during last three years of high school...born Scott Zolak on December 13, 1967 in Pittsburgh, Pa.

ZOLAK'S COLLEGIATE STATISTICS							
Year	Att.	Comp.	Pct.	Yds.	TD	Int.	LG
1986	***Redshirted***						
1987	Did Not Play						
1988	22	12	54.6	128	0	1	24
1989	69	33	47.8	407	2	3	34
1990	418	225	53.8	2589	10	19	71
Totals	509	270	53.0	3124	12	23	71

JON VAUGHN 24



Running Back
Ht: 5-9 Wt: 203 Born: 3/12/70
Michigan
Round 5a (#1, 112)

College: Selected in the fifth round of the 1991 draft (112th selection overall)...tremendous athlete with great quickness and breakaway speed...has been timed at 4.35 in the 40-yard dash...began collegiate career as a defensive back before moving to offense prior to the 1989 season...was an honorable mention All-America selection by Football News and a first team All-Big Ten Conference choice after 1990 junior season...finished second in the conference and 11th in the nation in rushing, averaging 112.4 yards per game...was bothered late in the season with an ankle injury but still finished the season with 1,364 yards on 216 carries (6.3 avg.) and nine touchdowns...1990 rushing yardage was eighth best total in school history...became the first player in Michigan history to rush for over 200 yards in two straight games when he gained 201 yards on 22 carries against Notre Dame and 288 yards on 38 rushes versus UCLA during the first two games of the 1990 season...his 288 yards against UCLA placed him second on the school's all-time list behind Ron Johnson's 347 yards against Wisconsin in 1968...was a reserve tailback in 1989, seeing most of his action on special teams...was known as a tough tackler on the special teams unit...redshirted as a freshman in 1988.

Personal: Single...enrolled in the College of Leisure Sciences and Arts at Michigan...was honorable mention Bally All-America as a defensive back during senior year at McCluer North (Florissant, Mo.) High in 1987...also earned All-State, All-Conference, All-Metro and All-District honors...during final year at McCluer, made 49 solo tackles with three




interceptions and gained 780 yards on 100 carries...recorded eight interceptions during junior year...member of the school's state champion 4x100-meter relay team...won the 100 meters at the 1986 Junior Olympics with a time of 10.2 seconds...lettered twice in football and three times in track...born Jon Vaughn on March 12, 1970 in Florissant, Mo.

VAUGHN'S COLLEGIATE STATISTICS					
—Rushing—					
Year	No.	Yds.	Avg.	LG	TD
1988	***Redshirted***				
1989	10	57	5.7	14	0
1990	216	1364	6.3	63	9
Totals	226	1421	6.3	63	9

—Receiving—					
Year	No.	Yds.	Avg.	LG	TD
1988	***Redshirted***				
1989	—	—	—	—	—
1990	20	123	6.2	11	0
Totals	20	123	6.2	11	0

BEN COATES **49**



Tight End
Ht: 6-5 Wt: 245 Born: 8/16/69
Livingstone College
Round 5b (#13, 124)

College: Selected in the fifth round of the 1991 draft (124th selection overall)...big, strong athlete who has unlimited potential...earned All-CIAA first team and Black College Sports All-America honors after senior season...caught 36 passes for 504 yards (14.0 avg.) and nine touchdowns in 1990...played basketball in 1989 after sitting out the football season...in 1988, caught career-high 40 passes for 431 yards (10.8 avg.) and five touchdowns...took home Livingstone's MVP award and also earned the S.W. Lancaster Award after sophomore season (1988)...won the Baxter Holman Memorial Award and the team's Most Valuable Player Award after recording 27 receptions for 333 yards (12.3 avg.) and four touchdowns in 1987 freshman season.


Personal: Single...majored in physical education at Livingstone...played only one season of football at Greenwood (N.C.) High and was team's Most Valuable Player...born Ben Coates on August 16, 1969 in Greenwood, N.C.

COATES' COLLEGIATE STATISTICS				
Year	No.	Yds.	Avg.	TD
1987	27	333	12.3	4
1988	40	431	10.8	5
1989	***DID NOT PLAY***			
1990	36	504	14.0	9
Totals	103	1268	12.3	18



DAVID KEY

26



Cornerback
Ht: 5-10 Wt: 198 Born: 3/27/68
Michigan
Round 6 (#1, 140)


College: Selected in the sixth round of the 1991 draft (140th selection overall)...known as a quick and aggressive tackler with good acceleration...has big-play capabilities and reads receivers' moves well...has been timed at 4.6 in the 40-yard dash...started 12 games at left cornerback in 1990 and finished with 50 total tackles (35 solo)...was credited with three tackles for losses and four passes defended last season...had best game of 1990 season against Notre Dame when he recorded eight tackles (five solo)...had four tackles, one for a two-yard loss, and two passes defended against Minnesota...earned honorable mention All-Big Ten Conference honors after 1989 junior season...started every game of 1989 season at strong-side cornerback and finished sixth on the team with 51 total tackles (38 solo)...had a season-high eight tackles in the 1990 Rose Bowl against USC...started all 12 games at strong-side cornerback in 1988 and recorded 60 total tackles (52 solo), with three stops for losses...played every game in 1987 as a reserve cornerback...redshirted as a freshman in 1986.

Personal: Single...enrolled in the School of Education at Michigan...was an All-State running back at Hartley (Columbus, Oh.) High ...also played outside linebacker...rushed for 898 yards on 146 carries (6.2 avg.) and 15 touchdowns in five games as a senior at Hartley...recorded 1,879 yards rushing on 315 attempts (6.0 avg) and 21 touchdowns in junior season and 1,611 yards and 15 touchdowns on 250 carries (6.4 avg.) during sophomore campaign...was also a standout performer in track, winning the state championship in the 110-meter high hurdles and the 330-yard low hurdles...born David Key on March 27, 1968 in Columbus, Ohio.

KEY'S COLLEGIATE STATISTICS								
Year	—Tackles—			Sacks	Fum			Pass Def
	Total	Asst.	Solo		Rec.	For	Int	
1986	***Redshirted***							
1987	6	0	6	0	0	0	0	1
1988	60	8	52	0	0	0	1	3
1989	51	13	38	0	1	0	1	3
1990	50	15	35	1	0	0	0	4
Totals	167	36	131	1	1	0	2	11

BLAKE MILLER

62



Center
Ht: 6-1 Wt: 285 Born: 8/23/68
Louisiana State
Round 7 (#1, 168)

College: Selected in the seventh round of the 1991 draft (168th selection overall)...versatile lineman who has played both center and guard...considered one of the toughest drive blockers in the country last




season...gets off the line quickly and has been timed at 5.1 in the 40-yard dash...earned honorable mention All-America honors by Football News as a senior...credited with eight knockdown blocks in win over Miami (Ohio)...registered six knockdowns while receiving a 90% blocking grade against Vanderbilt...also an honorable mention All-America by Football News after junior season...center for current Patriots quarterback Tom Hodson in 1989...saw reserve action at center in seven games in 1988...played in nine games at guard in 1987 while also seeing action at center and on the field goal/extra point unit...redshirted as a freshman in 1986.

Personal: Single...Physical Education major at LSU...was first team Quad-A All-State and Baton Rouge Morning Advocate Top 24 selection as a senior at Alexandria (La.) High ...lettered twice as an offensive guard and center...also handled long snapping duties in high school...born Blake Miller on August 23, 1968 in Alexandria, La.

HARRY COLON

40



Strong Safety

Ht: 5-11 Wt: 203

Born: 2/14/69

Missouri

Round 8 (#1, 196)

College: Selected in the eighth round of the 1991 draft (196th selection overall)...known for his aggressive hitting and speed (4.6 in the 40-yard dash)...developed into a standout pass defender at Missouri and uses his strength (300-pound bench press and 500-pound squat) to come up and support the run...third team All-America selection in 1990 by Football News and All-Big Eight Conference first team choice...finalist for the Jim Thorpe Award, given to the top defensive back in college football...started every game as a senior and led team with 111 total tackles (six shy of school record for defensive backs), a pair of sacks and seven tackles for losses...85 solo tackles in 1990 set a school season mark, breaking the previous record of 80 set by Erik McMillan (now with the N.Y. Jets) in 1985...earned Big Eight Conference Defensive Player of the Week honors against Colorado by registering 21 tackles (11 solo) with three of those for losses...had 17 tackles (8 solo) against Oklahoma...played behind Ted LePage at strong safety in 1989 and had 19 total tackles...started three games in 1988 and was a special teams player in 1987.


Personal: Single...majored in General Studies at Missouri...was All-Conference and All-Kansas selection during three-year career at Washington (Kansas City, Kan.) High ...played safety for three seasons and also running back as a junior and senior...finished second on the team at Washington as a senior with 83 tackles (51 solo)...brother Kevin played football at Iowa State...born Harry Colon on February 14, 1969 in Kansas City, Kansas.

COLON'S COLLEGIATE STATISTICS								
Year	—Tackles—			Sacks	Fum Rec.	Fum For	Int	Pass Def
	Total	Asst.	Solo					
1987	5	4	1	0	0	0	0	0
1988	10	7	3	0	1	0	1	1
1989	19	5	14	0	1	1	1	3
1990	111	26	85	2	1	0	3	4
Total	145	42	103	2	3	1	5	8



O'NEIL GLENN

61



Offensive Guard

Ht: 6-2 Wt: 290 Born: 1/27/68

Maryland


Round 9 (#1, 224)

College: Selected in the ninth round of the 1991 draft (224th selection overall)...was one of the strongest and fastest linemen in Maryland history...has been timed at 4.98 in the 40-yard dash and has a 33-inch vertical leap...has bench pressed 370-pounds and has had a 502-pound squat...went to Maryland from Nassau Community College before the 1988 season...earned second team All-Atlantic Coast Conference honors by The NFL Draft Report...started all season at left offensive tackle...was hampered by leg injury in 1989, resulting in limited action...received a medical redshirt in 1988 as a result of a broken leg...was an All-America selection at Nassau in 1987 while playing both guard and tackle...started all 1986 season at guard for Nassau and garnered All-Conference first team and All-America honorable mention honors.

Personal: Single...majored in Criminal Justice at Maryland...two-time All-City selection at John F. Kennedy (Bronx, N.Y.) High ...earned three letters in football, serving as team captain his senior year...led Kennedy to a 10-0 record and the state title in 1984...born O'Neil Glenn on January 27, 1968 in Bronx, N.Y.

RANDY BETHEL

48



Tight End

Ht: 6-3 Wt: 280 Born: 9/6/69

Miami

Round 10 (#1, 251)

College: Selected in the 10th round of the 1991 draft (251st selection overall)...very talented athlete who shared tight end duties with Rob Chudzinski in 1989 and 1990...caught 18 passes for 175 yards (9.7 avg.) and two touchdowns during senior season...outstanding speed (4.67 in the 40-yard dash) and hands make him an excellent prospect...was strongest tight end at Miami by bench pressing 375 pounds and squatting 515 pounds...missed three games in 1989 due to a broken leg but still caught 10 passes for 121 yards and three touchdowns...blossomed for the Hurricanes during the 1988 season and finished with 16 receptions for 245 yards (15.3 avg.) and five touchdowns...during 1987 freshman season, was one of only nine true freshman to earn a letter on a national championship team...saw action as a reserve linebacker as a freshman before being moved to offense prior to the 1988 season...was an effective special teams player for the Hurricanes.


Personal: Single...majored in Criminal Justice at Miami...played fullback, tight end and linebacker at Vero Beach (Fla.) High ...moved from fullback to linebacker after four games of senior season but still achieved first team All-Conference and second team All-State honors at linebacker...selected to play in the Florida-Georgia All-Star Game...was recruited by Patriots' head coach Dick MacPherson as a running back and Georgia as a tight end...was a three-sport star at Vero Beach,



participating in basketball and track...advanced to the state championships in the discus as a senior and earned a fifth place finish...born Randy Bethel on September 6, 1969 in Vero Beach, Fla.

BETHEL'S COLLEGIATE STATISTICS					
Year	No.	Yds.	Avg.	LG	TD
1987	***Did Not Play Offense***				
1988	16	245	15.3	33	5
1989	10	121	12.1	26	3
1990	18	175	9.7	26	2
Totals	44	641	14.6	33	10

VINCENT MOORE 18



Wide Receiver
Ht: 5-10 Wt: 198 Born: 11/7/67
Tennessee
Round 11a (#1, 279)

College: Selected in the 11th round of the 1991 draft (279th selection overall)...excellent speed (4.56 in the 40-yard dash) and is known for his versatility...played all 12 games in 1990 at wingback and caught 24 passes for 219 yards (9.1 avg.) while also rushing for 54 yards on eight carries...closed out collegiate career with seven receptions for 97 yards (13.9 avg.) in 23-22 win over Virginia in the Sugar Bowl...was Tennessee's top reserve wide receiver in 1989, playing in 11 games...hampered most of the 1988 season with a hamstring injury but scored first collegiate touchdown on a seven-yard reverse in a 20-12 victory against Mississippi...played mainly on special teams in 1987 but did have six receptions for 114 yards (19.0 avg.)...redshirted as a freshman in 1986.

Personal: Single...was a All-State quarterback at Hillcrest (Memphis Tenn.) High ...ranked sixth on the Knoxville Journal Top 15 and seventh on the Knoxville-News Sentinel's Top 15 lists after senior season at Hillcrest...also named to the Nashville Banner's Elite 11 team...led team to a 14-1 record and the state Class AAAA title as a senior...accounted for over 2,000 yards in total offense as he led team to state title during junior year...threw 10 touchdown passes and added eight rushing touchdowns as a junior...born Vincent Anthony Moore on November 7, 1967 in Memphis, Tenn.


MOORE'S COLLEGIATE STATISTICS					
Year	No.	Yds.	Avg.	LG	TD
1986	***REDSHIRTED***				
1987	6	114	19.0	56	0
1988	5	65	13.0	30	0
1989	4	62	15.5	37	1
1990	24	219	9.1	36	0
Totals	39	460	11.8	56	1

OTHER STATS: Rushing: 1987- one for 21 yards, 1988- two for one yard, 1989- two for 47 yards, 1990- eight for 54 yards. Kickoff Returns: 1987- three for 60 yards, 1990- three for 56 yards. Punt Returns: 1990- two for 11 yards.



PAUL ALSBURY

12



Punter

Ht: 6-1 Wt: 203 Born: 9/15/68

Southwest Texas State

Round 11b (#25, 303)

College: Selected in the 11th round of the 1991 draft (303rd selection overall)...extremely consistent with great height and distance...gets the ball off quickly and is known for his cannon leg...earned All-America and first team All-Southland Conference honors by The Poor Man's Guide to the NFL Draft in 1990...ranked seventh in the nation with 39 punts for 1,749 yards and 44.9-yard average...had a season-long (tied career-best) 67-yard punt against Liberty...closed out collegiate career by punting six times for a 48-yard average against Sam Houston State...earned All-Southland Conference honors after averaging 41.4-yards per kick in 1989...punted 56 times for 2,103 yards (37.6 avg.) in 1988 and shared the punting duties with David Haas in 1987.


Personal: Single...majored in Industrial Technology at Southwest Texas St...lettered three times in football as a safety and punter at Edinburg (Tex.) High ..also earned three letters each in baseball, basketball and track..earned Most Valuable Player honors in football and baseball during senior season at Edinburg...played in the 1987 Texas All-Star Baseball Classic, played in the Houston Astrodome...born Paul Alsbury on September 15, 1968 in San Antonio, Tex.

ALSBURY'S COLLEGIATE STATISTICS

Year	No.	Yds.	Avg.	LG	BL
1987	47	1635	34.8	53	0
1988	56	2103	37.6	57	0
1989	52	2154	41.4	67	0
1990	39	1749	44.9	67	0
Totals	194	7641	39.4	67	0

TIMOTHY EDWARDS

98



Defensive Tackle

Ht: 6-1 Wt: 270 Born: 8/29/68

Delta State

Round 12 (#1, 307)

College: Selected in the 12th round of the 1991 draft (307th selection overall)...quick and agile pass rusher who has tremendous raw power...has been timed at 5.23 in the 40-yard dash...earned first team All-America honors by Football Gazette and College Football Preview after senior season...also was named first team All-Gulf South Conference in 1990...finished last season with 60 tackles (36 solo), seven sacks and 14 tackles for losses...was an All-America choice by Associated Press and Football Gazette in 1989 after recording a career-high 85 tackles (53 solo), seven sacks and 17 tackles for losses...was medically redshirted during the 1988 season because of a severe ankle sprain...in 1987, moved from defensive end to tackle and earned the team's Most




Valuable Defensive Lineman...moved into the starting lineup during 1986 freshman season and finished with 29 total tackles.

Personal: Single...majored in Aviation Management at Delta State...was All-District and All-Conference defensive end selection at Nesoba (Miss.) High ...also lettered in track at Nesoba...born Timothy Edwards on August 29, 1968 in Philadelphia, Miss.

EDWARDS' COLLEGIATE STATISTICS

Year	Total	—Tackles—			Fum Rec.	Fum For	Int	Pass Def
		Asst.	Solo	Sacks				
1986	29	19	10	1.5	0	0	0	0
1987	73	29	44	8.0	4	2	0	1
1988	**** Medical Redshirt ****							
1989	85	32	53	7.0	1	1	2	0
1990	60	24	36	7.0	1	0	0	0
Total	247	104	143	23.5	6	3	2	1



1991 1st Round Draft Pick Pat Harlow



1991 FREE AGENTS

Reggie Clark, LB, North Carolina 6-2, 225

Signed with the Patriots on April 27 ... four-year player for the Tar Heels ... had 36 tackles (23 solos), three sacks and four tackles for losses during 1990 senior season ... played four positions in four years . attended Providence Day High in Charlotte, N.C ... born on October 17, 1967 in Charlotte, N.C.

Ben Crimm, T, Southern Mississippi 6-4, 285

Signed with the Patriots on April 27 ... was a three-year starter for the Golden Eagles ... started two years at offensive guard before moving to left tackle in 1990 ... began his collegiate career on the defensive line before moving to offense in 1988 ... was strongest player on Southern Mississippi's offensive line...attended Pascagoula (Miss.) High ... born on December 27, 1968 in Greenville, S.C.

Sean Foster, WR, Long Beach State 5-11, 184

Signed with the Patriots on April 27 ... was a preseason All-America choice in 1990 but was bothered by assorted injuries (knee & shoulder) ... finished last season with 17 receptions for 331 yards and three touchdowns ... earned All-Big West honors in 1989 after leading team with 49 receptions for 1,021 yards (4th best in school history) and nine touchdowns ... caught a school record 98-yard touchdown pass as a junior against San Diego State ... began collegiate career at Butler County (Kan.) Junior College ... attended Dorsey High in Los Angeles .. born on December 22, 1967 in Los Angeles.

Shawn McCarthy, QB/P, Purdue 6-6, 227

Signed with the Patriots on June 1 ... was drafted by the Atlanta Falcons in the 12th round of the 1990 draft but was released during training camp .. four-year player at Purdue ... completed 147 of 279 passes for 1,579 yards and eight TDs during collegiate career ... earned first team All-America by Football News in 1989 after averaging 40.7-yards per punt as a senior ... attended Ross High on Freemont, Ohio ... won national Punt, Pass and Kick competitions as a youth ... born on February 22, 1968 in Freemont, Ohio.

Reggie McGee, WR, Jackson State 5-11, 185

Signed with the Patriots on April 27 ... caught 16 passes for 282 yards and one touchdown in 1990 ... was a three-year player at Jackson State and finished career with 25 receptions for 466 yards and three touchdowns ... also returned kickoffs during collegiate career ... attended Enterprise (Miss.) High .. born on November 8, 1969 in Meridian, Miss.

Mike Murphy, WR, SW Texas State 5-9, 163

Signed with the Patriots on June 1 ... was waived by the Patriots in training camp in 1990 and spent season out of football ... four-year starter at Southwest Texas State ... led the Bobcats in 1989 with 33 receptions for 595 yards and three TDs ... finished collegiate career with 72 catches for 1,418 yards and 11 TDs ... also a standout on track team ... attended Killeen (Tex.) High ... born on September 20, 1967 in Hausham, West Germany.

Brian Ryder, LB, Tulane 6-2, 235

Signed with the Patriots on April 27 ... was a two-year starter at inside linebacker for Tulane ... finished 1990 with 107 tackles, 57 solo ... was a JUCO All-America selection at Dean Junior College in Franklin, Mass. in 1988 ... attended Nantucket (Mass.) High ... born on July 10, 1969 in Nantucket, Mass.

Bob Stephens, C, Brigham Young 6-3, 280

Signed with the Patriots on April 27 ... was a two-year starter for BYU and blocked for Heisman Trophy winner Ty Detmer last season ... earned first team All-WAC honors in 1990 ... was named first team All-WAC by the writers in 1989 ... attended La Mirada (Calif.) High... born on May 16, 1969 in La Mirada, Calif.



Steve Strachan, RB, Boston College 6-1, 235

Signed with the Patriots on April 13 ... was a member of the Los Angeles Raiders from 1985-89 ... was out of football in 1990 ... used primarily on special teams during professional career ... has carried ball 52 times for 174 yards and caught seven passes for 61 yards and a touchdown during pro career ... originally an 11th round draft choice by the Raiders in 1985 ... finished collegiate career at Boston College by being named Most Valuable Player in the 1985 Cotton Bowl after rushing for 93 yards and two touchdowns ... attended Burlington (Mass.) High ... born on March 22, 1963 in Everett, Mass.

Rob Thomson, FS, Syracuse 6-2, 205

Signed with the Patriots on April 27...was Syracuse's third-leading tackler in 1990 with 79 tackles, 50 solo added one interception, five passes defended, three fumble recoveries and one blocked field goal...last season played for Patriots head coach Dick MacPherson at Syracuse ... earned three letters for the Orangemen and was a two-year starter attended Southington (Conn.) High, ...born on April 13, 1967 in Elmhurst, Ill.

Bryan Wagner, P, Cal-Northridge 6-2, 200

Signed with the Patriots on May 23 ... punted 74 times for a 38.9-yard average with the Cleveland Browns in 1990 ... was released by the Browns following last season ... had best season of career with the Chicago Bears in 1988 with a 41.5-yard average on 79 punts...led the NFL with 97 punts (39.4-yard average) with the Browns in 1989 ... signed with Cleveland as a free agent on March 3, 1989 ... was acquired by Bears in a 1987 trade with Denver ... was a quarterback and punter for Cal State-Northridge (1982-84) ... attended Hilltop High in Chula Vista, Calif ... born on March 28, 1962 in Escondido, Calif.

Kirk Warner, TE, Georgia 6-4, 225

Signed with the Patriots on March 15 ... was originally signed by the Patriots as a free agent on May 4, 1990 but was released by club during training camp ... spent the season out of football ... four-year letterman at Georgia ... led the Bulldogs in receiving in 1989 with 30 catches for 404 yards and one TD caught 50 passes for 733 yards and four TDs during collegiate career started all 11 games as a senior ... attended Bleckley County High in Cochran, Ga.....born on November 24, 1967 in Cochran, Ga.

Brian Wiggins, WR, Texas Southern 5-11, 185




Signed with the Patriots on April 27 ... was second-leading receiver on team in 1990 with 21 catches for 279 yards ... finished career at Texas Southern with 94 receptions for 1,307 yards ... did not play in 1989 because of broken ankle ... was SWAC's second-leading receiver in 1988 with 42 catches ... attended Douglas MacArthur High in San Antonio, Tex ... born on June 14, 1968 in New Rochelle, N.Y.

PLAN B FREE AGENTS
SIGNED BY PATRIOTS (3):

- * Ivy Joe Hunter, RB —
signed on April 1 (from Indianapolis Colts)
- * Victor Jones, RB —
signed on April 1 (from Houston Oilers)
- * Hugh Millen, QB —
signed on April 1 (from Atlanta Falcons)



Great Sports Coverage...



It's All In The Cards!

(WBZ-TV 4)



1990 SEASON REVIEW

(Preseason Results)

<u>Date</u>	<u>Opponent</u>	<u>Site</u>	<u>Score</u>	<u>W/L</u>	<u>Att.</u>
8-09 (Th)	Pittsburgh Steelers	Olympic Stadium*	14-30	L	26,869
8-18 (Sa)	Tampa Bay Buccaneers	Gator Bowl**	10-44	L	51,066
8-24 (Fr)	Cincinnati Bengals	Foxboro Stadium	10-13	L	23,768
8-31 (Fr)	Atlanta Falcons	Foxboro Stadium	14-45	L	24,106

OVERALL PRESEASON RECORD: 0-4 (Home: 0-2; Away: 0-2)

* Played in Montreal, Quebec (CANADA)

** Played in Jacksonville, Florida

(Regular Season Results)

<u>Date</u>	<u>Opponent</u>	<u>Site</u>	<u>Score</u>	<u>W/L</u>	<u>Att.</u>
9-09 (Su)	Miami Dolphins	Foxboro Stadium	24-27	L	45,305
9-16 (Su)	Indianapolis Colts	Hoosier Dome	16-14	W	49,256
9-23 (Su)	Cincinnati Bengals	Riverfront Stadium	7-41	L	56,470
9-30 (Su)	New York Jets	Foxboro Stadium	13-37	L	36,724
10-07 (Su)	Seattle Seahawks	Foxboro Stadium	20-33	L	39,735
10-14	BYE				
10-18 (Th)	Miami Dolphins	Joe Robbie Stadium	10-17	L	62,630
10-28 (Su)	Buffalo Bills	Foxboro Stadium	10-27	L	1,959
11-04 (Su)	Philadelphia Eagles	Veterans Stadium	20-48	L	65,514
11-11 (Su)	Indianapolis Colts	Foxboro Stadium	10-13	L	28,924
11-18 (Su)	Buffalo Bills	Rich Stadium	0-14	L	74,720
11-25 (Su)	Phoenix Cardinals	Sun Devil Stadium	14-34	L	30,110
12-02 (Su)	Kansas City Chiefs	Foxboro Stadium	7-37	L	26,280
12-09 (Su)	Pittsburgh Steelers	Three Rivers Stad.	3-24	L	48,354
12-15 (Sa)	Washington Redskins	Foxboro Stadium	10-25	L	22,286
12-23 (Su)	New York Jets	Giants Stadium	7-42	L	30,250
12-30 (Su)	New York Giants	Foxboro Stadium	10-13	L	60,410

OVERALL REGULAR SEASON RECORD: 1-15 (5th in AFC East)

Home: 0-8 / Away: 1-7 / AFC East: 1-7 / AFC Central: 0-2 / AFC

West: 0-2 / NFC East: 0-4

1990 Attendance Summary

	<u>Distributed</u>	<u>Unused</u>	<u>Actual</u>	<u>Act. Avg</u>
Preseason Total (4)	127,035	2,321	124,714	31,179
Regular Season Total (16)	818,936	90,009	728,927	45,558
All Games (20)	945,971	92,330	853,641	42,682
Home Regular Season (8)	325,437	13,814	311,623	38,953
Home Preseason (2)	49,100	2,321	46,779	23,390
Away Regular Season (8)	493,499	76,195	417,304	52,163
Away Preseason (2)	77,935	—	77,935	38,968
Home Total (10)	374,537	16,135	358,402	35,840
Away Total (10)	571,434	76,195	495,239	49,524

FAN ADVISORY BOARD

In an effort to receive direct feedback from the fans at Foxboro Stadium, the Patriots have reinstated a Fan Advisory Board. This group will be comprised of over 50 season ticket holders and will represent a cross section of people who sit in different sections of the stadium and travel to Foxboro from various parts of New England.

The team hopes to use the board's observations in the areas of parking and traffic, crowd control and family entertainment value to enhance the game day atmosphere in Foxboro.



1990 GAME-BY-GAME REVIEW

MIAMI 27, NEW ENGLAND 24
 September 9, 1990
 Foxboro Stadium
 Game #1

MIAMI DOLPHINS	3	10	7	7	-	27
NEW ENGLAND PATRIOTS	7	14	3	0	-	24

ELAPSED

TEAM	PERIOD	TIME	PLAY
MIA	1	4:16	Stoyanovich 31 FG - 8/49
NE	1	11:12	Fryar 22 pass from Grogan (Staurovsky kick) - 1/22
MIA	2	0:49	Stoyanovich 37 FG - 8/60
NE	2	10:15	Stephens 1 run (Staurovsky kick) - 6/52
NE	2	13:47	Cook 35 pass from Grogan (Staurovsky kick) - 3/29
MIA	2	14:37	Martin 35 pass from Marino (Stoyanovich kick) - 4/65
MIA	3	5:57	Smith 3 run (Stoyanovich kick) - 8/71
NE	3	11:24	Staurovsky 42 FG - 10/55
MIA	4	13:14	Paige 7 pass from Marino (Stoyanovich kick) - 6/48

NE Rushing: Stephens 18-70, Perryman 4-13, Wilson 1-1, Overton 1-0, Tatupu 1-0, Grogan 1-(-2). Total: 26-82.
MIA Rushing: Smith 23-159, Logan 3-16, Paige 1-7, Marino 2-(-5). Total: 29-177.
NE Passing: Grogan 28-17-217, 2 TDs, 0 Int., Wilson 1-0-0, 0 TDs, 0 Int. Total: 29-17-217, 2 TDs, 0 Int.
MIA Passing: Marino 34-22-255, 2 TDs, 3 Int. Total: 34-22-255, 2 TDs, 3 Int.
NE Receiving: Fryar 3-79, Stephens 3-(-4), Cook 2-43, Dykes 2-36, Jones 2-28, Perryman 2-13, McMurtry 1-13, Sievers 1-5, Overton 1-4. Total: 17-217.
MIA Receiving: Banks 6-53, Paige 5-56, Duper 4-46, Martin 3-57, Edmunds 3-31, Logan 1-12. Total: 22-255.

TEAM STATS	MIA	NE
First Downs	23	13
3rd Down Efficiency	2/9	4/15
Total Net Yards	432	265
Net Yards Rushing	177	82
Net Yards Passing	255	183
Punts (Number/Avg.)	6/40.2	3/37.3
Penalties/Yards	2/25	2/15
Fumbles/Lost	1/1	0/0
Time of Possession	30:38	29:22

Actual Attendance: 45,305
 Tickets Distributed: 45,628

NEW ENGLAND 16, INDIANAPOLIS 14
 September 16, 1990
 Hoosier Dome (Indianapolis, Ind.)
 Game #2

NEW ENGLAND PATRIOTS	0	7	3	6	-	16
INDIANAPOLIS COLTS	7	0	0	7	-	14

ELAPSED

TEAM	PERIOD	TIME	PLAY
IND	1	14:09	Bentley 1 run (Biasucci kick) - 13/55
NE	2	8:10	Dykes 27 pass from Grogan (Staurovsky kick) - 9/82
NE	3	11:35	Staurovsky 39 FG - 12/43
NE	4	5:34	Staurovsky 27 FG - 10/38
NE	4	12:24	Staurovsky 25 FG - 5/20
IND	4	12:44	Brooks 68 pass from George (Biasucci kick) - 1/68

NE Rushing: Stephens 25-96, Perryman 11-31, Overton 1-(-1), Grogan 2-(-3). Total: 39-123.
IND Rushing: Bentley 17-53, George 3-8, Clark 2-3. Total: 22-64.
NE Passing: Grogan 24-16-187, 1 TD, 1 Int. Total: 24-16-187, 1 TD, 1 Int.
IND Passing: George 24-12-160, 1 TD, 4 Int. Total: 24-12-160, 1 TD, 4 Int.
NE Receiving: Stephens 5-51, Fryar 4-58, Dykes 2-40, Jones 2-22, Perryman 2-11, Cook 1-5. Total: 16-187.
IND Receiving: Brooks 4-85, Bentley 4-39, Verdin 3-28, Clark 1-8. Total: 12-160.



TEAM STATS	IND	NE
First Downs	14	16
3rd Down Efficiency	2/8	10/17
Total Net Yards	207	310
Net Yards Rushing	64	123
Net Yards Passing	143	187
Punts (Number/Avg.)	2/38.5	3/40.7
Penalties/Yards	5/35	8/42
Fumbles/Lost	2/1	0/0
Time of Possession	23:08	36:52

Actual Attendance: 49,256
 Tickets Distributed: 53,131

CINCINNATI 41, NEW ENGLAND 7
 September 23, 1990
 Riverfront Stadium (Cincinnati, Ohio)
 Game #3

NEW ENGLAND PATRIOTS	0	7	0	0	7
CINCINNATI BENGALS	17	14	3	7	41

TEAM	PERIOD	ELAPSED TIME	PLAY
CIN	1	2:07	Breech 46 FG - 5/11
CIN	1	8:17	Brown 42 pass from Esiason (Breech kick) - 6/69
CIN	1	12:43	Holman 4 pass from Johnson (Breech kick) - 5/22
CIN	2	8:35	Green 3 run (Breech kick) - 12/72
CIN	2	3:48	Brooks 6 run (Breech kick) - 4/62
NE	2	14:50	Cook 7 pass from Wilson (Staurovsky kick) 8/75
CIN	3	6:47	Breech 23 FG - 4/4
CIN	4	3:53	Holman 3 pass from Esiason (Breech kick) - 9/82

NE Rushing: Stephens 10-31, Hodson 2-13, Perryman 4-8, Hansen 1-0.
 Total: 17-52.

CIN Rushing: Green 12-45, Brooks 12-37, Taylor 3-15, Jennings 2-1.
 Total: 32-110.

NE Passing: Wilson 41-23-267, 1 TD, 2 Int., Hodson 6-4-40, 0 TDs, 0 Int.
 Total: 47-27-307, 1 TD, 2 Int.

CIN Passing: Esiason 26-15-271, 2 TDs, 1 Int., Johnson 1-1-4, 1 TD, 0 Int.,
 Philcox 0-1-0, 0 TDs, 1 Int. Total: 28-16-275, 3 TDs, 2 Int.

NE Receiving: Cook 6-48, Fryar 5-73, Dykes 5-61, Sievers 4-40, McMurtry 2-33,
 Stephens 2-29, Perryman 2-8, Overton 1-15. Total: 27-307.

CIN Receiving: McGee 6-163, Brown 3-71, Green 3-17, Holman 2-7,
 Kattus 1-17, Taylor 1-0. Total: 16-275.

TEAM STATS	NE	CIN
First Downs	9	18
3rd Down Efficiency	5/14	7/15
Total Net Yards	302	346
Net Yards Rushing	52	110
Net Yards Passing	250	236
Punts (Number/Avg.)	6/43.8	5/41.4
Penalties/Yards	6/35	2/15
Fumbles/Lost	5/3	1/0
Time of Possession	26:58	33:02

Actual Attendance: 56,470
 Tickets Distributed: 59,755



NEW YORK JETS 37, NEW ENGLAND 13
 September 30, 1990
 Foxboro Stadium
 Game #4

NEW YORK JETS	7	17	10	3	-	37
NEW ENGLAND PATRIOTS	3	3	0	7	-	13

ELAPSED

TEAM	PERIOD	TIME	PLAY
NYJ	1	9:31	Baxter 1 run (Leahy kick) - 11/54
NE	1	14:29	Staurovsky 46 FG - 10/52
NYJ	2	2:23	Moore 69 pass from O'Brien (Leahy kick) - 7/82
NE	2	9:12	Staurovsky 40 FG - 6/20
NYJ	2	13:08	Leahy 24 FG - 7/54
NYJ	2	14:27	McNeil 4 run (Leahy kick) - 7/60
NYJ	3	5:42	Baxter 28 run (Leahy kick) - 4/43
NYJ	3	13:24	Leahy 18 FG - 4/2
NE	4	0:37	Perryman 4 run (Staurovsky kick) - 7/73
NYJ	4	9:28	Leahy 46 FG - 9/51

NE Rushing: Stephens 14-79, Wilson 1-6, Perryman 2-4. Total: 17-89.

NYJ Rushing: Thomas 20-100, Baxter 12-68, Hector 6-49, McNeil 3-5, O'Brien 1-2. Total: 42-224.

NE Passing: Wilson 41-19-184, 0 TD, 3 Int., Stephens 1-0-0, 0 TD, 0 Int. Total: 42-19-184, 0 TD, 3 Int.

NYJ Passing: O'Brien 29-19-282, 1 TD, 1 Int. Total: 29-19-282, 1 TD, 1 Int.

NE Receiving: Cook 6-45, Dykes 3-62, Fryar 3-43, McMurtry 3-9, Perryman 2-1, Jones 1-15, Stephens 1-9. Total: 19-184.

NYJ Receiving: Moore 9-175, Mathis 3-41, Boyer 2-11, Dressel 1-21, Baxter 1-12, Toon 1-8, Thomas 1-7, Burkett 1-7. Total: 19-282.

TEAM STATS	NE	NYJ
First Downs	18	25
3rd Down Efficiency	6/13	7/13
Total Net Yards	258	499
Net Yards Rushing	89	224
Net Yards Passing	169	275
Punts (Number/Avg.)	3/48.3	1/42.0
Penalties/Yards	4/36	11/75
Fumbles/Lost	1/0	1/1
Time of Possession	24:12	35:48

Actual Attendance: 36,724

Tickets Distributed: 37,371

SEATTLE 33, NEW ENGLAND 20
 October 7, 1990
 Foxboro Stadium
 Game #5

SEATTLE SEAHAWKS	13	6	0	14	-	33
NEW ENGLAND PATRIOTS	3	7	7	3	-	20

ELAPSED

TEAM	PERIOD	TIME	PLAY
SEA	1	2:14	Fenner 5 run (Johnson kick) - 3/20
SEA	1	6:09	Kane 20 pass from Krieg (Johnson kick) - 5/50
NE	1	11:57	Staurovsky 53 FG - 11/44
SEA	2	3:48	Johnson 31 FG - 12/46
SEA	2	13:08	Johnson 19 FG - 12/84
NE	2	14:38	B. Williams 45 fumble return (Staurovsky kick)
NE	3	3:52	Dykes 35 pass from Wilson (Staurovsky kick) - 4/63
NE	4	2:07	Staurovsky 48 FG - 13/65
SEA	4	12:23	Chadwick 45 pass from Krieg (Johnson kick) - 7/82
SEA	4	12:47	Fenner 5 run (Johnson kick) - 2/21



NE Rushing: Stephens 14-43, Overton 2-8, Perryman 2-8, Adams 1-2. Total: 19-61.

SEA Rushing: Fenner 19-77, L. Williams 12-34, Jones 1-2, Krieg 3-(-2). Total: 35-111.

NE Passing: Wilson 33-20-227, 1 TD, 2 Int. Total: 33-20-227, 1 TD, 2 Int.

SEA Passing: Krieg 25-17-254, 2 TDs, 1 Int. Total: 25-17-254, 2 TDs, 1 Int.

NE Receiving: Cook 6-45, Dykes 5-103, Fryar 3-32, Stephens 3-12, Perryman 2-16, Sievers 1-19. Total: 20-227.

SEA Receiving: L. Williams 4-74, Fenner 4-15, Skansi 3-34, Chadwick 2-57, McNeal 1-30, Jones 1-22, Kane 1-20, Blades 1-2. Total: 17-254.

TEAM STATS	NE	SEA
First Downs	16	21
3rd Down Efficiency	3/10	7/13
Total Net Yards	338	274
Net Yards Rushing	177	82
Net Yards Passing	227	213
Punts (Number/Avg.)	4/48.3	3/44.0
Penalties/Yards	8/57	2/15
Fumbles/Lost	4/3	2/1
Time of Possession	24:42	35:18

Actual Attendance: 39,735
 Tickets Distributed: 45,628

MIAMI 17, NEW ENGLAND 10
 October 18, 1990
 Joe Robbie Stadium
 Game #6

NEW ENGLAND PATRIOTS	0	3	0	7	10
MIAMI DOLPHINS	0	10	7	0	17

ELAPSED

TEAM	PERIOD	TIME	PLAY
NE	2	2:06	Staurovsky 41 FG - 7/25
MIA	2	6:15	Stoyanovich 47 FG - 8/35
MIA	2	7:29	Higgs 19 punt block return (Stoyanovich kick)
MIA	3	12:57	Smith 2 run (Stoyanovich kick) - 7/64
NE	4	8:42	Adams 4 pass from Wilson (Staurovsky kick) - 12/53

NE Rushing: Perryman 6-22, Adams 6-19, Stephens 9-7, Overton 1-1, Wilson 2-0. Total: 24-49.

MIA Rushing: Logan 8-21, Smith 14-16, Stradford 2-10, Paige 3-3. Total: 27-50.

NE Passing: Wilson 38-18-187, 1 TDs, 0 Int. Total: 38-18-187, 1 TDs, 0 Int.

MIA Passing: Marino 34-20-245, 0 TDs, 1 Int. Total: 34-20-245, 0 TDs, 1 Int.

NE Receiving: Fryar 4-44, Adams 4-15, McMurtry 3-46, Jones 2-40, Perryman 2-18, Sievers 2-13, Cook 1-11. Total: 18-187.

MIA Receiving: Clayton 5-92, Duper 5-74, Edmunds 3-24, Martin 3-23, Smith 1-15, Stradford 1-8, Logan 1-7, Jensen 1-2. Total: 20-245.

TEAM STATS	NE	MIA
First Downs	11	16
3rd Down Efficiency	4/18	5/14
Total Net Yards	197	279
Net Yards Rushing	49	50
Net Yards Passing	148	229
Punts (Number/Avg.)	9/35.3	5/46.4
Penalties/Yards	6/45	5/29
Fumbles/Lost	4/0	5/4
Time of Possession	30:26	29:34

Actual Attendance: 62,630
 Tickets Distributed: 65,017

**BUFFALO 27, NEW ENGLAND 10**October 28, 1990
Foxboro Stadium
Game #7

BUFFALO BILLS	7	7	13	0	27
NEW ENGLAND PATRIOTS	0	3	0	7	10

ELAPSED

TEAM	PERIOD	TIME	PLAY
BUF	1	8:45	Smith 1 run (Norwood kick) - 12/68
BUF	2	7:56	Thomas 3 run (Norwood kick) - 8/90
NE	2	14:48	Staurovsky 32 FG - 14/54
BUF	3	6:08	Norwood 35 FG - 6/27
BUF	3	10:21	Norwood 35 FG - 7/13
BUF	3	14:37	McKeller 20 pass from Kelly (Norwood kick) - 6/70
NE	4	3:19	Martin 19 pass from Grogan (Staurovsky kick) - 7/91

NE Rushing: Stephens 19-93, Perryman 3-11, Adams 1-4, Grogan 1-0.
Total: 24-108.

BUF Rushing: Thomas 22-136, Mueller 9-30, Kelly 2-(-2),
Smith 2-(-3). Total: 35-161.

NE Passing: Grogan 31-15-180, 1 TD, 2 Int. Total: 31-15-180, 1 TD, 2 Int.

BUF Passing: Kelly 20-14-208, 1 TD, 0 Int. Total: 20-14-208, 1 TD, 0 Int.

NE Receiving: Perryman 3-21, Fryar 2-49, Adams 2-34, Jones 2-28,
Stephens 2-9, Martin 1-19, Cook 1-10, Mowatt 1-6, McMurtry 1-4. Total: 15-180.

BUF Receiving: McKeller 5-72, Reed 4-41, Lofton 3-75, Beebe 1-11,
Thomas 1-9. Total: 14-208.

TEAM STATS	NE	BUF
First Downs	17	19
3rd Down Efficiency	8/15	6/11
Total Net Yards	262	353
Net Yards Rushing	108	161
Net Yards Passing	154	192
Punts (Number/Avg.)	4/40.8	2/33.5
Penalties/Yards	4/34	5/25
Fumbles/Lost	1/1	1/0
Time of Possession	28:05	31:55

Actual Attendance: 51,959
Tickets Distributed: 52,986

PHILADELPHIA 48, NEW ENGLAND 20November 4, 1990
Veterans Stadium
Game #8

NEW ENGLAND PATRIOTS	3	7	3	7	20
PHILADELPHIA EAGLES	10	10	7	21	48

ELAPSED

TEAM	PERIOD	TIME	PLAY
PHI	1	8:41	Ruzek 27 FG - 15/74
NE	1	11:25	Staurovsky 39 FG - 4/2
PHI	1	14:40	Barnett 37 pass from Cunningham (Ruzek) - 6/71
PHI	2	12:08	Ruzek 34 FG - 5/45
NE	2	13:06	Fryar 36 pass from Wilson (Staurovsky kick) - 2/60
PHI	2	14:18	Jackson 37 pass from Cunningham (Ruzek kick) - 7/80
PHI	3	5:01	Williams 23 pass from Cunningham (Ruzek kick) - 8/80
NE	3	8:53	Staurovsky 44 FG - 11/41
PHI	4	1:29	Jackson 3 pass from Cunningham (Ruzek kick) - 12/78
NE	4	4:14	Cook 14 pass from Wilson (Staurovsky kick) - 5/67
PHI	4	7:26	Cunningham 52 run (Ruzek kick) - 5/70
PHI	4	13:04	Vick 1 run (Ruzek kick) - 7/27



NE Rushing: Stephens 12-27, Adams 2-17, Fryar 1-(-3). Total: 15-41.
PHI Rushing: Cunningham 8-124, Sherman 24-113, Vick 8-29, Byars 2-26, Barnett 1-12. Total: 43-304.
NE Passing: Wilson 25-12-233, 2 TDs, 1 Int., Grogan 9-2-31, 0 TDs, 0 Int. Total: 34-14-264, 2 TD's, 1 Int.
PHI Passing: Cunningham 24-15-240, 4 TDs, 0 Int. Total: 24-15-240, 4 TDs, 0 Int.
NE Receiving: Fryar 4-115, Jones 4-79, McMurtry 2-29, Martin 1-18, Adams 1-16, Cook 1-14, Stephens 1-(-7). Total: 14-264.
PHI Receiving: Jackson 5-72, Williams 4-72, Barnett 3-55, Sherman 2-31, Byars 1-10. Total: 15-240.

TEAM STATS	NE	PHI
First Downs	6	28
3rd Down Efficiency	3/12	8/14
Total Net Yards	288	514
Net Yards Rushing	41	304
Net Yards Passing	247	210
Punts (Number/Avg.)	5/45.2	2/47.0
Penalties/Yards	11/75	7/47
Fumbles/Lost	2/0	2/2
Time of Possession	24:25	35:35

Actual Attendance: 65,514
 Tickets Distributed: 66,722

INDIANAPOLIS 13, NEW ENGLAND 10
 November 11, 1990
 Foxboro Stadium
 Game #9

INDIANAPOLIS COLTS	0	3	3	7	13
NEW ENGLAND PATRIOTS	7	3	0	0	10

ELAPSED					
TEAM	PERIOD	TIME	PLAY		
NE	1	12:45	Allen 1 run (Stavrovsky kick) - 11/70		
IND	2	5:35	Biasucci 54 FG - 4/(-1)		
NE	2	14:58	Stavrovsky 29 FG - 14/63		
IND	3	13:23	Biasucci 38 FG - 6/31		
IND	4	12:55	Brooks 26 pass from George (Biasucci kick) - 5/56		

NE Rushing: Allen 23-71, Stephens 8-64, Adams 8-37, Tatupu 3-3, Wilson 1-0. Total: 43-175.
IND Rushing: Dickerson 14-25, Bentley 9-24, Hester 1-6, George 1-(-1). Total: 25-54.
NE Passing: Wilson 23-8-87, 0 TDs, 0 Int. Total: 23-8-87, 0 TDs, 0 Int.
IND Passing: George 24-6-106, 1 TD, 0 Int. Total: 24-6-106, 1 TD, 0 Int.
NE Receiving: Martin 2-28, Cook 2-25, Adams 2-16, Fryar 1-14, Tatupu 1-4. Total: 8-87.
IND Receiving: Hester 2-47, Brooks 2-34, Bentley 2-25. Total: 6-106.

TEAM STATS	NE	IND
First Downs	14	5
3rd Down Efficiency	7/19	2/14
Total Net Yards	247	155
Net Yards Rushing	175	54
Net Yards Passing	72	101
Punts (Number/Avg.)	10/38.5	9/41.0
Penalties/Yards	3/19	5/20
Fumbles/Lost	2/1	0/0
Time of Possession	36:30	23:30

Actual Attendance: 28,924
 Tickets Distributed: 29,821



BUFFALO 14, NEW ENGLAND 0
November 18, 1990
Rich Stadium
Game #10

NEW ENGLAND PATRIOTS	0	0	0	0	-	0
BUFFALO BILLS	7	0	0	7	-	14

ELAPSED			
TEAM	PERIOD	TIME	PLAY
BUF	1	8:24	Thomas 5 run (Norwood kick) - 9/65
BUF	4	13:22	Thomas 80 run (Norwood kick) - 1/80

NE Rushing: Allen 16-57, Stephens 10-22, Tatupu 4-12, Adams 1-0, Fryar 1-(-1). Totals: 32-90.

BUF Rushing: Thomas 22-165, Beebe 1-23, Kelly 3-13, Mueller 4-8. Total: 30-209.

NE Passing: Wilson 33-21-234, 0 TDs, 2 Int. Total: 33-21-234, 0 TDs, 2 Int.

BUF Passing: Kelly 15-5-79, 0 TDs, 0 Int. Total: 15-5-79, 0 TDs, 0 Int.

NE Receiving: Fryar 7-85, Adams 4-53, Cook 4-47, McMurtry 2-25, Stephens 2-9, Mowatt 1-10, Jones 1-5. Total: 21-234.

BUF Receiving: Reed 3-70, Thomas 1-5, Mueller 1-4. Total: 5-79.

TEAM STATS	NE	BUF
First Downs	18	14
3rd Down Efficiency	8/17	2/9
Total Net Yards	286	276
Net Yards Rushing	90	209
Net Yards Passing	196	67
Punts (Number/Avg.)	7/36.6	6/38.7
Penalties/Yards	7/71	4/30
Fumbles/Lost	1/0	0/0
Time of Possession	34:30	25:30

Actual Attendance: 74,720

Tickets Distributed: 74,864

PHOENIX 34, NEW ENGLAND 14
November 25, 1990
Sun Devil Stadium
Game #11

NEW ENGLAND PATRIOTS	7	7	0	0	-	14
PHOENIX CARDINALS	7	7	10	10	-	34

ELAPSED			
TEAM	PERIOD	TIME	PLAY
PHO	1	6:03	Thompson 5 run (Del Greco kick) - 11/74
NE	1	13:43	Stephens 18 pass from Hodson (Staurovsky kick) - 10/67
PHO	2	5:15	Rosenbach 2 run (Del Greco kick) - 12/80
NE	2	14:53	Cook 22 pass from Hodson (Staurovsky kick) - 8/62
PHO	3	2:46	Del Greco 29 FG - 6/13
PHO	3	8:09	Rosenbach 6 run (Del Greco kick) - 7/50
PHO	4	3:08	Flagler 29 run (Del Greco kick) - 8/66
PHO	4	12:54	Del Greco 50 FG - 9/47

NE Rushing: Stephens 11-54, Allen 3-28, Hodson 3-25, Tatupu 1-4, Morris 1-3, Adams 1-0. Total: 20-114.

PHO Rushing: Thompson 28-136, Flagler 2-37, Rosenbach 7-31, Jones 1-(-3). Total: 38-201.

NE Passing: Hodson 29-17-182, 2 TDs, 0 Int. Total: 29-17-182, 2 TDs, 0 Int.

PHO Passing: Rosenbach 26-15-188, 0 TDs, 0 Int. Total: 26-15-188, 0 TDs, 0 Int.

NE Receiving: Cook 4-36, Jones 3-47, McMurtry 3-30, Stephens 3-27, Fryar 1-15, Mowatt 1-15, Allen 1-9, Adams 1-3. Total: 17-182.

BUF Receiving: Jones 5-76, Green 5-67, Proehl 3-30, Flagler 1-16, Reeves 1-(-1). Totals: 15-188.



TEAM STATS	NE	PHO
First Downs	16	25
3rd Down Efficiency	8/14	8/13
Total Net Yards	256	363
Net Yards Rushing	114	201
Net Yards Passing	142	162
Punts (Number/Avg.)	6/44.8	2/45.0
Penalties/Yards	6/53	5/43
Fumbles/Lost	2/2	2/1
Time of Possession	24:41	35:19

Actual Attendance: 30,110
 Tickets Distributed: 38,119

KANSAS CITY 37, NEW ENGLAND 7
 December 2, 1990
 Foxboro Stadium
 Game #12

KANSAS CITY CHIEFS	13	10	7	7	37
NEW ENGLAND PATRIOTS	0	0	7	0	7

ELAPSED

TEAM	PERIOD	TIME	PLAY
KC	1	0:21	Paige 86 pass from DeBerg (Lowery kick) 1/86
KC	1	6:05	Lowery 19 FG - 7/70
KC	1	12:21	Lowery 32 FG - 10/60
KC	2	3:27	Lowery 45 FG - 7/59
KC	2	14:30	Thomas 11 pass from DeBerg (Lowery kick) 12/80
KC	3	5:08	Okoye 1 run (Lowery kick) - 2/14
NE	3	14:35	Cook 2 pass from Hodson (Staurovsky kick) 12/53
KC	4	7:29	Okoye 1 run (Lowery kick) - 7/48

NE Rushing: Stephens 10-33, Allen 3-31. Total: 13-64.

KC Rushing: Word 19-112, Jones 4-26, Saxon 2-7, Okoye 11-5, McNair 1-2, Pelluer 1-(-2). Total: 38-150.

NE Passing: Hodson 39-20-211, 1 TD, 2 Int. Total: 39-20-211, 1 TD, 2 Int.

KC Passing: DeBerg 21-15-331, 2 TDs, 0 Int. Total: 21-15-331, 2 TDs, 0 Int.

NE Receiving: Cook 6-37, Fryar 5-62, Dykes 3-34, Timpson 2-52,

McMurtry 2-15, Stephens 1-6, Allen 1-5. Total: 20-211.

KC Receiving: Paige 7-151, Emile 3-35, Thomas 2-37, Birden 1-61, McNair 1-34, Roberts 1-13. Total: 15-331.

TEAM STATS	NE	KC
First Downs	12	20
3rd Down Efficiency	4/14	6/13
Total Net Yards	231	471
Net Yards Rushing	64	150
Net Yards Passing	167	321
Punts (Number/Avg.)	7/32.6	3/41.0
Penalties/Yards	8/60	3/24
Fumbles/Lost	2/0	1/1
Time of Possession	26:56	33:04

Actual Attendance: 26,280
 Tickets Distributed: 28,142



PITTSBURGH 24, NEW ENGLAND 3
December 9, 1991
Three Rivers Stadium
Game #13

NEW ENGLAND PATRIOTS	0	3	0	0	-	3
PITTSBURGH STEELERS	3	7	7	7	-	24

ELAPSED			
TEAM	PERIOD	TIME	PLAY
PIT	1	9:57	Anderson 42 FG - 9/52
PIT	2	8:04	Hoge 8 run (Anderson kick) - 7/80
NE	2	12:27	Staurovsky 49 FG - 4/8
PIT	3	8:01	Green 14 pass from Brister (Anderson kick) - 9/61
PIT	4	2:08	Hoge 41 run (Anderson kick) - 6/70

NE Rushing: Allen 9-27, Hodson 3-18, Stephens 11-11. Total: 23-56.
PIT Rushing: Hoge 19-117, Worley 15-83, Williams 7-28, Brister 3-13, Stone 1-10. Total: 45-251.
NE Passing: Hodson 27-14-147, 0 TDs, 1 Int. Total: 27-14-147, 0 TDs, 1 Int.
PIT Passing: Brister 20-10-171, 1 TD, 1 Int. Total: 20-10-171, 1 TD, 1 Int.
NE Receiving: Dykes 6-70, Fryar 3-21, Cook 2-20, Mowatt 1-16, Timpson 1-12, Allen 1-8. Total: 14-147.
PIT Receiving: Hoge 3-58, Hill 2-38, Green 2-24, Worley 1-27, Stone 1-16, Bell 1-8. Total: 10-171.

TEAM STATS	NE	PIT
First Downs	9	21
3rd Down Efficiency	4/14	7/13
Total Net Yards	182	417
Net Yards Rushing	56	251
Net Yards Passing	126	166
Punts (Number/Avg.)	6/42.3	3/24.0
Penalties/Yards	1/5	2/15
Fumbles/Lost	2/2	3/2
Time of Possession	25:10	34:50

Actual Attendance: 48,354
 Tickets Distributed: 59,000

WASHINGTON 25, NEW ENGLAND 10
December 15, 1990
Foxboro Stadium
Game #14

WASHINGTON REDSKINS	9	10	0	6	-	25
NEW ENGLAND PATRIOTS	0	0	7	3	-	10

ELAPSED			
TEAM	PERIOD	TIME	PLAY
WAS	1	1:22	Gouveia 39 fumble return (Lohmiller kick)
WAS	1	2:53	Safety, punt snap out of end zone
WAS	2	2:14	Byner 5 run (Lohmiller kick) - 12/68
WAS	2	10:20	Lohmiller 19 FG - 11/59
NE	3	9:30	Stephens 4 run (Staurovsky kick) - 3/26
NE	4	3:52	Staurovsky 42 FG - 6/55
WAS	4	10:18	Lohmiller 38 FG - 4/8
WAS	4	12:30	Lohmiller 26 FG - 4/6

NE Rushing: Stephens 11-53, Allen 6-11, Morris 1-1, Hodson 2-0, Gannon 1-0, Tatupu 1-(-2). Total: 22-63.
WAS Rushing: Byner 39-149, Dupard 3-11, Mitchell 1-0, Rypien 2-(-2). Totals: 45-158.
NE Passing: Hodson 24-13-217, 0 TD, 1 Int. Total: 24-13-217, 0 TD, 1 Int.
WAS Passing: Rypien 11-5-100, 0 TD, 1 Int. Total: 11-5-100, 0 TD, 1 Int.
NE Receiving: Fryar 3-68, Dykes 3-63, Jones 2-26, Cook 2-4, Stephens 1-43, Mowatt 1-11, Allen 1-2. Total: 13-217.
WAS Receiving: Sanders 3-75, Monk 2-25. Total: 5-100.



TEAM STATS	NE	WAS
First Downs	3	13
3rd Down Efficiency	1/8	6/13
Total Net Yards	246	258
Net Yards Rushing	63	158
Net Yards Passing	183	100
Punts (Number/Avg.)	5/38.4	4/35.8
Penalties/Yards	9/90	5/26
Fumbles/Lost	4/3	1/1
Time of Possession	27:03	32:57

Actual Attendance: 22,286
 Tickets Distributed: 30,734

NEW YORK JETS 42, NEW ENGLAND 7
 December 23, 1990
 Giants Stadium
 Game #15

NEW ENGLAND PATRIOTS	0	7	0	0	-	7
NEW YORK JETS	7	14	14	7	-	42

ELAPSED

TEAM	PERIOD	TIME	PLAY
NYJ	1	7:28	Hector 7 run (Leahy kick) - 8/80
NE	2	6:15	Fryar 24 pass from Wilson (Stavrovsky kick) - 8/64
NYJ	2	10:04	Moore 2 pass from O'Brien (Leahy kick) - 7/73
NYJ	2	13:50	McNeil 9 run (Leahy kick) - 5/76
NYJ	3	7:55	McNeil 1 run (Leahy kick) - 9/55
NYJ	3	14:02	Thomas 6 pass from O'Brien (Leahy kick) - 9/77
NYJ	4	13:08	Taylor 5 run (Leahy kick) - 9/67

NE Rushing: Stephens 11-44, Hodson 1-23, Tatupu 1-15, Allen 3-12, Adams 2-(-3). Total: 18-91.

NYJ Rushing: Thomas 12-88, Baxter 12-61, Hector 9-45, McNeil 7-36, Taylor 1-5, Moore 1-4. Total: 42-239.

NE Passing: Hodson 8-5-53, 0 TDs, 0 Int., Wilson 30-18-206, 1 TD, 1 Int. Total: 38-23-259, 1 TD, 1 Int.

NYJ Passing: O'Brien 12-11-210, 2 TDs, 0 Int., Taylor 3-3-12, 0 TDs, 0 Int., Eason 1-1-6, 0 Tds, 0 Int. Total: 16-15-228, 2 TDs, 0 Int.

NE Receiving: Dykes 4-69, Cook 4-41, Fryar 3-44, McMurtry 3-36, Stephens 3-12, Allen 2-24, Jones 2-11, Timpson 1-13, Mowatt 1-9. Total: 23-259.

NYJ Receiving: Moore 4-30, Burkett 3-87, Boyer 3-18, McNeil 2-42, Wellstand 1-20, Hector 1-25, Thomas 1-6. Total: 15-228.

TEAM STATS	NE	NYJ
First Downs	18	29
3rd Down Efficiency	7/13	2/5
Total Net Yards	301	465
Net Yards Rushing	91	239
Net Yards Passing	210	226
Punts (Number/Avg.)	6/46.7	1/32.0
Penalties/Yards	4/90	5/33
Fumbles/Lost	0/0	2/2
Time of Possession	25:51	34:09

Actual Attendance: 30,250
 Tickets Distributed: 76,891



NEW YORK GIANTS 13, NEW ENGLAND 10
 December 30, 1990
 Foxboro Stadium
 Game #16

NEW YORK GIANTS	10	3	0	0	13
NEW ENGLAND PATRIOTS	0	10	0	0	10

TEAM	PERIOD	ELAPSED TIME	PLAY
NYG	1	8:06	Meggett 17 pass from Hostetler (Bahr kick) - 10/60
NYG	1	12:21	Bahr 44 FG - (6/33)
NE	2	1:29	Fryar 40 pass from Hodson (Staurovsky kick) - 9/81
NE	2	8:58	Staurovsky 19 FG - 6/21
NYG	2	14:58	Bahr 27 FG - 3/15

NE Rushing: Stephens 19-81, Adams 6-35, Tatupu 5-24, Hodson 1-0.
 Total: 31-140.

NYG Rushing: Hostetler 10-82, Anderson 16-73, Hampton 9-43, Carthon 2-15. Total: 37-213.

NE Passing: Hodson 23-12-118, 1 TD, 1 Int. Total: 23-12-118, 1 TD, 1 Int.

NYG Passing: Hostetler 23-12-123, 1 TD, 1 Int. Total: 23-12-123, 1 TD, 1 Int.

NE Receiving: Fryar 3-54, Cook 3-24, Adams 2-9, Timpson 1-14, Dykes 1-11, Tatupu 1-6, Stephens 1-0. Total: 12-118.

NYG Receiving: Bavaro 4-32, Ingram 3-42, Meggett 3-37, Hampton 1-7, Carthon 1-5. Total: 12-123.

TEAM STATS	NE	NYG
First Downs	12	17
3rd Down Efficiency	7/14	6/15
Total Net Yards	258	324
Net Yards Rushing	140	213
Net Yards Passing	118	111
Punts (Number/Avg.)	5/43.4	5/47.4
Penalties/Yards	1/10	5/31
Fumbles/Lost	2/1	1/1
Time of Possession	27:52	32:08

Actual Attendance: 60,410
 Tickets Distributed: 60,719

NEW PLAYING SURFACE IN 1991

The installation of a new sand-based grass surface field at Foxboro Stadium was completed on May 3, 1991, replacing the SuperTurf artificial surface in place since 1984.

The grass surface was installed by Randall & Blake, Inc., the same firm which designed and constructed the Denver Broncos' new practice fields in 1989.

The field consists of a ten-inch layer of tightly specified, mixed coarse sand and peat moss. The ten-inch soil profile was placed over a four-inch layer of pea gravel.

To insure proper growth and a more stable playing field during the winter months, a soilheating system was placed below the surface. The system includes coated heating cables placed six inches apart and 10 inches down from the playing surface and will be controlled by a centrally located thermostat.



1990 OFFENSIVE STATISTICS

WON 1, LOST 15

Sept 9	L	24-27	Miami	45,305
Sept 16	W	16-14	at Indianapolis	49,256
Sept 23	L	7-41	at Cincinnati	56,470
Sept 30	L	13-37	Jets	36,724
Oct 7	L	20-33	Seattle	39,735
Oct 18	L	10-17	at Miami	62,630
Oct 28	L	10-27	Buffalo	51,959
Nov 4	L	20-48	at Philadelphia	65,514
Nov 11	L	10-13	Indianapolis	28,924
Nov 18	L	0-14	at Buffalo	74,720
Nov 25	L	14-34	at Phoenix	30,110
Dec 2	L	7-37	Kansas City	26,280
Dec 9	L	3-24	at Pittsburgh	48,354
Dec 15	L	10-25	Washington	22,286
Dec 23	L	7-42	at Jets	30,250
Dec 30	L	10-13	Giants	60,410

	<u>Patriots</u>	<u>Opponents</u>				
TOTAL FIRST DOWNS	239	307				
Rushing	65	151				
Passing	156	139				
Penalty	18	17				
3rd Down: Made/Att	86/227	84/192				
3rd Down Pct.	37.9	43.8				
4th Down: Made/Att	2/ 12	7/ 13				
4th Down Pct.	16.7	53.8				
POSSESSION AVG.	28:21	31:39				
TOTAL NET YARDS	4163	5697				
Avg. Per Game	260.2	356.1				
Total Plays	955	972				
Avg. Per Play	4.4	5.9				
NET YARDS RUSHING	1398	2676				
Avg. Per Game	87.4	167.3				
Total Rushes	383	565				
NET YARDS PASSING	2765	3021				
Avg. Per Game	172.8	188.8				
Sacked/Yards Lost	58/443	33/224				
Gross Yards	3208	3245				
Att./Completions	514/274	374/218				
Completion Pct.	53.3	58.3				
Had Intercepted	20	14				
PUNTS/AVERAGE	92/ 40.8	56/ 40.8				
NET PUNTING AVG.	33.6	36.6				
PENALTIES/YARDS	99/ 742	73/ 488				
FUMBLES/BALL LOST	33/16	25/18				
TOUCHDOWNS	19	52				
Rushing	4	29				
Passing	4	21				
Returns	1	2				
SCORE BY PERIODS	1	2	3	4	OT	Total
PATRIOTS	30	81	30	40	0	181
OPPONENTS	120	128	88	110	0	446

RUSHING

	<u>No.</u>	<u>Yds</u>	<u>Avg</u>	<u>Long</u>	<u>TD</u>
Stephens	212	808	3.8	26	2
Allen	63	237	3.8	29	1
Adams	28	111	4.0	13	0
Perryman	32	97	3.0	13	1
Hodson	12	79	6.6	23	0
Tatupu	16	56	3.5	15	0
Overton	5	8	1.6	6	0
Wilson	5	7	1.4	6	0
Morris	2	4	2.0	3	0
Gannon	1	0	0.0	0	0
Hansen	1	0	0.0	0	0
Fryar	2	-4	-2.0	-1	0
Grogan	4	-5	-1.3	0	0
PATRIOTS	383	1398	3.7	29	4
OPPONENTS	565	2676	4.7	180	29



RECEIVING

	<u>No.</u>	<u>Yds</u>	<u>Avg</u>	<u>Long</u>	<u>TD</u>
Fryar	54	856	15.9	56	4
Cook	51	455	8.9	135	5
Dykes	34	549	16.1	135	2
Stephens	28	196	7.0	43	1
McMurtry	22	240	10.9	26	0
Jones	21	301	14.3	26	0
Adams	16	146	9.1	28	1
Perryman	15	88	5.9	15	0
Sievers	8	77	9.6	25	0
Mowatt	6	67	11.2	16	0
Allen	6	48	8.0	19	0
Timpson	5	91	18.2	42	0
Martin	4	65	16.3	119	1
Overton	2	19	9.5	15	0
Tatupu	2	10	5.0	6	0
PATRIOTS	274	3208	11.7	56	14
OPPONENTS	218	3245	14.9	186	21

PASSING

<u>PASSING</u>	<u>Att</u>	<u>Cmp</u>	<u>Yds</u>	<u>Cmp%</u>	<u>Yds/Att</u>	<u>TD</u>	<u>TD%</u>	<u>Int</u>	<u>Int%</u>	<u>Long</u>	<u>Lost</u>	<u>Rating</u>
Wilson	265	139	1625	52.5	6.13	6	2.3	11	4.2	136	29/228	61.6
Hodson	156	85	968	54.5	6.21	4	2.6	5	8.2	56	20/147	68.5
Grogan	92	50	615	54.3	6.68	4	4.3	3	3.3	48	9/ 68	76.1
Stephens	1	0	0	0.0	0.00	0	0.0	1	100.0	0	0/ 0	0.0
PATRIOTS	514	274	3208	53.3	6.24	14	2.7	20	3.9	56	58/443	65.4
OPPONENTS	374	218	3245	58.3	8.68	21	5.6	14	3.7	186	33/224	89.9

INTERCEPTIONS

	<u>No.</u>	<u>Yds</u>	<u>Avg</u>	<u>Long</u>	<u>TD</u>
Lippett	4	94	23.5	73	0
Hurst	4	61	15.3	36	0
Marion	4	17	4.3	16	0
Rembert	2	22	11.0	11	0
PATRIOTS	14	194	13.9	73	0
OPPONENTS	20	143	7.2	42	0

PUNTING

	<u>No.</u>	<u>Yds</u>	<u>Avg</u>	<u>Net</u>	<u>TB</u>	<u>IN</u>	<u>Lg.</u>	<u>B</u>
Hansen	90	3752	41.7	33.6	8	18	69	2
PATRIOTS	92	3752	40.8	33.6	8	18	69	2
OPPONENTS	56	2282	40.8	36.6	5	17	70	1

PUNT RETURNS

	<u>Ret</u>	<u>FC</u>	<u>Yds</u>	<u>Avg</u>	<u>Long</u>	<u>TD</u>
Fryar	28	10	133	4.8	17	0
Martin	1	0	1	1.0	1	0
PATRIOTS	29	10	134	4.6	17	0
OPPONENTS	50	13	503	10.1	34	0

FIELD GOALS

	<u>1-19</u>	<u>20-29</u>	<u>30-39</u>	<u>40-49</u>	<u>50+</u>
Staurovsky	1/1	3/3	3/3	8/11	1/5
Opponent	4/4	6/6	9/10	6/7	2/4



KICKOFF RETURNS

	<u>No.</u>	<u>Yds</u>	<u>Avg</u>	<u>Long</u>	<u>TD</u>
Martin	25	515	20.6	38	0
Allen	11	168	15.3	34	0
Morris	11	202	18.4	22	0
Robinson	11	211	19.2	27	0
Overton	10	188	18.8	23	0
Timpson	3	62	20.7	26	0
P.Coleman	2	18	9.0	12	0
Jones	2	24	12.0	13	0
Adams	1	7	7.0	7	0
Gordon, Atl./N.E.	1	43	43.0	43	0
McSwain	1	0	0.0	0	0
PATRIOTS	78	1438	18.4	38	0
OPPONENTS	38	665	17.5	38	0

SCORING

	<u>TD</u>	<u>Ru</u>	<u>Pa</u>	<u>Rt</u>	<u>PAT</u>	<u>FG</u>	<u>S</u>	<u>TP</u>
Stavrovsky	0	0	0		19/19	16/22	0	67
Cook	0	5	0		0/0	0/0	0	30
Fryar	0	4	0		0/0	0/0	0	24
Stephens	2	1	0		0/0	0/0	0	18
Dykes	0	2	0		0/0	0/0	0	12
Adams	0	1	0		0/0	0/0	0	6
Allen	1	0	0		0/0	0/0	0	6
Martin	0	1	0		0/0	0/0	0	6
Perryman	1	0	0		0/0	0/0	0	6
B.Williams	0	0	1		0/0	0/0	0	6
PATRIOTS	4	14	1		19/19	16/22	0	181
OPPONENTS	29	21	2		51/52	27/31	1	446

CHEERLEADERS RETURN IN '91

Under the direction of coordinator and choreographer Lisa Coles, a cheerleading squad will return to the Foxboro Stadium sidelines this season. Coles has worked with the cheerleading squads for the NFL's Los Angeles Rams and Atlanta Falcons and most recently, the Birmingham Fire of the World Football League.

The squad's roster numbers 21, and in addition to help create a fun, entertaining atmosphere on game day, the group will also work in the areas of community relations and charitable activities.

1991 PATRIOTS CHEERLEADERS

<u>Name</u>	<u>Hometown</u>
Emily Bixler	Amherst, Mass.
Ellen Botello	Mashpee, Mass.
Patricia Close	Dorchester, Mass.
Melissa Curdo	Lynn, Mass.
Paula Fonseca	Somerville, Mass.
Kelly-Ann Graham	Worcester, Mass.
Julianne Grover	Norwood, Mass.
Paula Hackett	Worcester, Mass.
Sloane Heffernan	New Bedford, Mass.
Linda Joyce	Weymouth, Mass.
Amy MacNabb	Dedham, Mass.
Tracy Madden	Warwick, R.I.
Deanne Mantia	Revere, Mass.
Patricia McCarthy	Wakefield, Mass.
Kimberly Mitchell	Brockton, Mass.
Elaine Moccia	Brockton, Mass.
Kristine Moccia	Brockton, Mass.
Dana Olds	Spencer, Mass.
Iliana Orsino	Quincy, Mass.
Nicole Page	Canton, Mass.
Mia Zottoli	Bridgewater, Mass.



1990 DEFENSIVE STATISTICS

	(Tackles)			Sacks Yrd lost	Pass For Fum		
	Solo	Assist	Total		Def	Fum	Rec
Marion	84	35	119		5	2	4
Reynolds	56	34	90	1 (7 yds)			
Goad	53	36	89	1.5 (18 yds)	1		1
Brown	57	30	87	2.5 (30 yds)		1	
Lippett	68	15	83		9		4
Tippett	38	34	72	3.5 (29 yds)	1	1	2
B. Williams	46	25	71	6 (50 yds)	2	1	2
McSwain	40	17	57	2 (11 yds)	3	1	1
Agnew	38	14	52	3.5 (27 yds)	1	1	1
Harvey	33	19	52				
Hobby	34	13	47	3 (3 yds)	1	1	
Hurst	32	12	44		11	1	
Rembert	31	12	43	1 (0 yds)	3		
Singleton	20	8	28	3 (25 yds)			
James	17	8	25		3	1	
Veris	14	8	22	2 (17 yds)		1	
Smith	11	4	15	1.5 (3 yds)	1		
Robinson	9	3	12		1		
E. Williams	8	3	11	2 (12 yds)			
Gannon	7	3	10				
Jarostchuk	4	4	8				
Washington	4	3	7				
Coleman	4	1	5				
Hutson	3	2	5			1	
Hauck	3	1	4				
Tardits	2	0	2				
Zackery	1	0	1		1		

INTERCEPTIONS

Hurst, 4-61
 Lippett, 4-94
 Marion, 4-17
 Rembert, 2-22

S. T. TACK.

Tatupu, 9-0-9
 Hauck, 7-0-7
 Adams, 6-0-6
 Coleman, 5-1-6
 Robinson, 4-1-5
 Washington, 5-0-5
 Jarostchuk, 4-0-4
 Cook, 3-0-3
 Sievers, 3-0-3
 Singleton, 3-0-3
 Washington, 3-0-3
 Gannon, 2-0-2
 Hansen, 2-0-2
 Overton, 2-0-2
 Villa, 2-0-2
 Crawford, 1-0-1
 Dawson, 1-0-1
 Harvey, 1-0-1
 Hobby, 1-0-1
 Hutson, 1-0-1
 McMurtry, 1-0-1
 McSwain, 1-0-1
 Perryman, 1-0-1
 Tardits, 1-0-1
 E. Williams, 1-0-1

MISC. TACK

Fryar, 5
 Stephens, 2
 Armstrong, 1
 Chilton, 1
 McMurtry, 1
 Sievers, 1
 Tatupu, 1

BL./ PUNT/FG

Hurst, 1 (Punt)

ST. FORCED FUMBLES

Jarostchuk, 1

S.T. RECOVERED FUMBLES

Allen, 1
 Hansen, 1
 E. Williams, 1



1990 GAME-BY-GAME PARTICIPATION CHART

	<u>GP/GS</u>	<u>MIA</u>	<u>@IND</u>	<u>@CIN</u>	<u>NYJ</u>	<u>SEA</u>	<u>@MIA</u>	<u>BUF</u>	<u>@PHI</u>	<u>IND</u>	<u>@BUF</u>	<u>@PHO</u>	<u>KC</u>	<u>@PIT</u>	<u>WAS</u>	<u>@NYJ</u>	<u>NYG</u>
Adams	16/ 7	sub	sub	sub	sub	sub	HB	sub	sub	FB	FB	FB	FB	FB	sub	sub	FB
Agnew	12/ 9	DE	DE	DE	DE	DE	DE	DNP	sub	DNP	sub	sub	DE	DE	DE	ina	IR
Allen	8/ 3								sub	sub	sub	sub	sub	sub	FB	FB	DNP
Armstrong	16/ 16	LT	LT	LT	LT	LT	LT	LT	LT	LT	LT	LT	LT	LT	LT	LT	LT
Brown	16/ 14	OLB	ILB	ILB	OLB	OLB	OLB	OLB	sub	OLB	OLB	OLB	OLB	ILB	ILB	sub	MLB
Clayton	11/ 3	sub	sub	sub	sub	sub	sub	sub	sub	RT	RT	RT	ina	ina	ina	DNP	DNP
Chilton	4/ 3	DNP	sub	C	C	C	IR	IR	IR	IR	IR	IR	IR	IR	IR	IR	IR
Coleman, E.	7/ 0	sub	sub	sub	sub	sub	sub	sub	IR	IR	IR	sub	IR	IR	IR	IR	IR
Coleman, P.	1/ 0								IR	IR	IR	sub	IR	IR	IR	IR	IR
Cook	16/ 16	TE	TE	TE	TE	TE	TE	TE	TE	TE	TE	TE	TE	TE	TE	TE	TE
Crawford	14/ 0	sub	DNP	sub	sub	sub	sub	sub	sub	sub	sub	sub	sub	sub	sub	sub	sub
Dawson	3/ 0		sub	sub	IR	IR	IR	IR	IR	IR	IR	IR	IR	IR	IR	IR	IR
DeRiggi	2/ 0																
Donelson	0/ 0	IR	IR	IR	IR	IR	IR	IR	IR	IR	IR	IR	IR	IR	IR	IR	IR
Douglas	11/ 5	C	C	sub	DNP	sub	C	IR	IR	IR	DNP	sub	LG	sub	sub	sub	LG



1990 GAME-BY-GAME PARTICIPATION CHART

	GP/GS	MIA	@IND	@CIN	NYJ	SEA	@MIA	BUF	@PHI	IND	@BUF	@PHO	KC	@PIT	WAS	@NYJ	NYG
Dykes	10/ 10	WR	WR	WR	WR	WR	DNP	RNI	RNI	RNI	RNI	RNI	WR	WR	WR	WR	WR
Fairchild	4/ 2	IR	IR	IR	IR	IR	sub	C	C	DNP	sub	DNP	IR	IR	IR	IR	IR
Farrell	0/ 0	IR	IR	IR	IR	IR	IR	IR	IR	IR	IR	IR	IR	IR	IR	IR	IR
Fryar	16/ 15	WR	WR	WR	WR	WR	WR	WR	WR	WR	WR	sub	WR	WR	WR	WR	WR
Gambol	16/ 15	LG	LG	LG	LG	LG	LG	LG	LG	LG	LG	LG	RT	LG	LG	LG	sub
Gannon	6/ 2	IR	IR	IR	IR	IR	IR	IR	IR	DNP	DNP	sub	sub	sub	sub	DE	DE
Gibson	0/ 0	IR	IR	IR	IR	IR	IR	IR	IR	IR	IR	IR	IR	IR	IR	IR	IR
Goad	16/ 16	NT	NT	NT	NT	NT	NT	NT	NT	NT	NT	NT	NT	NT	NT	DT	DT
Gordon	0/ 0															ina	ina
Grogan	4/ 4	QB	QB	DNP	DNP	DNP	DNP	QB	QB	DNP	DNP	DNP	DNP	DNP	DNP	DNP	DNP
Hansen	16/ 0	sub	sub	sub	sub	sub	ILB	sub	sub	sub	sub	ILB	sub	sub	sub	sub	sub
Harvey	16/ 9	sub	sub	OLB	sub	sub	ILB	ILB	ILB	ILB	ILB	ILB	ILB	sub	sub	MLB	sub
Hauck	10/ 0						sub	sub	sub	sub	sub	sub	sub	sub	sub	sub	sub
Hobby	16/ 5	sub	sub	sub	sub	sub	sub	sub	sub	DE	DE	DE	sub	sub	sub	DE	DT
Hodson	7/ 6	DNP	DNP	sub	DNP	DNP	DNP	DNP	DNP	DNP	DNP	QB	QB	QB	QB	QB	QB
Hurst	16/ 16	CB	CB	CB	CB	CB	CB	CB	CB	CB	CB	CB	CB	CB	CB	CB	CB
Hutson	2/ 0			SS	sub	sub	sub	IR	IR	IR	IR	IR	IR	IR	IR	IR	CB
James	6/ 4	SS	SS	SS	ina	ina	ina	ina	ina	DNP	DNP	DNP	DNP	DNP	DNP	sub	sub



	<u>GP/GS</u>	<u>MIA</u>	<u>@IND</u>	<u>@CIN</u>	<u>NYJ</u>	<u>SEA</u>	<u>@MIA</u>	<u>BUF</u>	<u>@PHI</u>	<u>IND</u>	<u>@BUF</u>	<u>@PHO</u>	<u>KC</u>	<u>@PIT</u>	<u>WAS</u>	<u>@NYJ</u>	
Jarostchuk	12/ 1																RLB
Johnson	16/ 16	RG	RG	RG	RG	RG	RG	RG	RG	RG	RG	RG	RG	RG	RG	RG	RG
Jones	14/ 2	sub	sub	sub	sub	sub	sub	sub	WR	DNP	sub	WR	sub	sub	sub	sub	DNP
Landry	0/ 0																DNP
Lawson	1/ 0																sub
Lippett	16/ 16	CB	CB	CB	CB	CB	CB	CB	CB	CB	CB	CB	CB	CB	CB	CB	CB
Marion	16/ 16	FS	FS	FS	FS	FS	FS	FS	FS	FS	FS	FS	FS	FS	FS	FS	FS
Martin	10/ 0	sub	sub	sub	sub	sub	sub	sub	sub	sub	sub	sub	sub	sub	sub	sub	IR
McMurty	13/ 5	sub	sub	sub	sub	sub	WR	WR	sub	WR	WR	WR	sub	DNP	DNP	sub	DNP
McSwain	13/ 12	ina	ina	DNP	sub	SS	SS	SS	SS	SS	SS	SS	SS	SS	SS	SS	SS
Melander	0/ 0	IR	IR	IR	IR	IR	IR	IR	IR	IR	IR	IR	IR	IR	IR	IR	IR
Morris	5/ 0									DNP	sub	sub	sub	sub	sub	sub	IR
Mowatt	10/ 0	IR	IR	IR	IR	IR	IR	sub	sub	sub	sub	sub	sub	sub	sub	sub	IR
Overton	7/ 0	sub	sub	sub	sub	sub	sub	sub	sub	sub	sub	sub	sub	sub	sub	sub	sub
Perryman	8/ 7	FB	FB	FB	FB	FB	FB	FB	sub	ina	ina	IR	IR	IR	IR	IR	IR
Rembert	5/ 5	ILB	ILB	ILB	ILB	ILB	ina	ina	ina	ina	ina	IR	IR	IR	IR	IR	IR
Reynolds	12/ 12	ILB	ina	DNP	ILB	ILB	ILB	ILB	ILB	ILB	ILB	ILB	ILB	ILB	ILB	ILB	ILB
Robinson	16/ 0	sub	sub	sub	sub	sub	sub	sub	sub	sub	sub	sub	sub	sub	sub	sub	sub



	<u>GP/GS</u>	<u>MIA</u>	<u>@IND</u>	<u>@CIN</u>	<u>NYJ</u>	<u>SEA</u>	<u>@MIA</u>	<u>BUF</u>	<u>@PHI</u>	<u>IND</u>	<u>@BUF</u>	<u>@PHO</u>	<u>KC</u>	<u>@PIT</u>	<u>WAS</u>	<u>@NYJ</u>	<u>NYG</u>
Sievers	8/ 1	sub	sub	sub	sub	sub	sub	sub	TE	IR	IR	IR	IR	IR	IR	IR	IR
Singleton	13/ 4	DNP	DNP	sub	sub	sub	sub	sub	sub	sub	sub	sub	sub	sub	sub	sub	INA
Smith	15/ 0	sub	sub	sub	sub	sub	sub	sub	sub	sub	DNP	sub	sub	sub	sub	sub	sub
Stavrovsky	16/ 0	sub	sub	sub	sub	sub	sub	sub	sub	sub	sub	sub	sub	sub	sub	sub	sub
Stephens	16/ 14	HB	HB	HB	HB	HB	sub	HB	HB	HB	sub	HB	HB	HB	HB	HB	HB
Tardits	2/ 1	sub	sub	ina	IR	IR	IR	IR	IR	IR	IR	IR	IR	IR	IR	IR	IR
Tatupu	15/ 0	sub	sub	sub	sub	sub	sub	DNP	sub	sub	sub	sub	sub	sub	sub	sub	sub
Timpson	5/ 0	IR	IR	IR	IR	IR	IR	IR	IR	IR	IR	IR	IR	sub	sub	sub	sub
Tippett	13/ 13	OLB	OLB	ina	ina	ina	OLB	OLB	OLB	OLB	OLB	OLB	OLB	OLB	OLB	LLB	LLB
Veris	7/ 2	DNP	sub	sub	sub	sub	sub	DE	DE	IR	IR	IR	IR	IR	IR	IR	IR
Vlaene	4/ 4	ina	IR	IR	IR	IR	IR	IR	IR	IR	IR	IR	IR	IR	RT	RT	RT
Villa	16/ 16	RT	RT	RT	RT	RT	RT	RT	RT	C	C	C	C	C	C	C	C
Washington	9/ 0									sub	sub	sub	sub	sub	sub	sub	sub
Williams, B.	16/ 16	DE	DE	DE	DE	DE	DE	DE	DE	DE	DE	DE	DE	DE	DE	DE	DE
Williams, E.	15/ 3	sub	sub	sub	sub	sub	sub	sub	sub	sub	sub	sub	sub	sub	sub	sub	DNP
Wilson	16/ 6	sub	sub	sub	sub	sub	sub	sub	sub	sub	sub	sub	sub	sub	sub	sub	sub
Zackery	2/ 0	sub	sub	IR	IR	IR	IR	IR	IR	IR	IR	IR	IR	IR	IR	IR	IR



1990 OFFENSIVE STARTERS BY GAME

<u>Date</u>	<u>Opponent</u>	<u>WR</u>	<u>LT</u>	<u>LG</u>	<u>C</u>	<u>RG</u>	<u>RT</u>	<u>TE</u>	<u>WR</u>	<u>QB</u>	<u>RB</u>	<u>FB</u>
9-09	vs. Miami	Fryar	Armstrong	Gambol	Douglas	Johnson	Villa	Cook	Dykes	Grogan	Stephens	Perryman
9-16	at Indianapolis	Fryar	Armstrong	Gambol	Douglas	Johnson	Villa	Cook	Dykes	Grogan	Stephens	Perryman
9-23	at Cincinnati	Fryar	Armstrong	Gambol	Chilton	Johnson	Villa	Cook	Dykes	Wilson	Stephens	Perryman
9-30	vs. NY Jets	Fryar	Armstrong	Gambol	Chilton	Johnson	Villa	Cook	Dykes	Wilson	Stephens	Perryman
10-07	vs. Seattle	Fryar	Armstrong	Gambol	Chilton	Johnson	Villa	Cook	Dykes	Wilson	Stephens	Perryman
10-18	at Miami	Fryar	Armstrong	Gambol	Douglas	Johnson	Villa	Cook	McMurtry	Wilson	Adams	Perryman
10-28	vs. Buffalo	Fryar	Armstrong	Gambol	Fairchild	Johnson	Villa	Cook	McMurtry	Grogan	Stephens	Perryman
11-04	at Philadelphia	Fryar	Armstrong	Gambol	Fairchild	Johnson	Villa	Cook	Jones	Grogan	Stephens	Sievers (TE)
11-11	vs. Indianapolis	Fryar	Armstrong	Gambol	Fairchild	Johnson	Villa	Cook	McMurtry	Grogan	Stephens	Adams
11-18	at Buffalo	Fryar	Armstrong	Gambol	Villa	Johnson	Clayton	Cook	McMurtry	Wilson	Allen	Adams
11-25	at Phoenix	Jones	Armstrong	Gambol	Villa	Johnson	Clayton	Cook	McMurtry	Wilson	Stephens	Adams
12-02	vs. Kansas City	Fryar	Armstrong	Gambol	Villa	Johnson	Gambol	Cook	Dykes	Hodson	Stephens	Adams
12-09	at Pittsburg	Fryar	Armstrong	Gambol	Villa	Johnson	Viaene	Cook	Dykes	Hodson	Stephens	Adams
12-15	vs. Washington	Fryar	Armstrong	Gambol	Villa	Johnson	Viaene	Cook	Dykes	Hodson	Stephens	Allen
12-23	at NY Jets	Fryar	Armstrong	Gambol	Villa	Johnson	Viaene	Cook	Dykes	Hodson	Stephens	Allen
12-30	vs. NY Giants	Fryar	Armstrong	Gambol	Villa	Johnson	Viaene	Cook	Dykes	Hodson	Stephens	Adams



1990 DEFENSIVE STARTERS BY GAME

<u>Date</u>	<u>Opponent</u>	<u>LE</u>	<u>NT</u>	<u>RE</u>	<u>LOLB</u>	<u>LILB</u>	<u>RILB</u>	<u>ROLB</u>	<u>CB</u>	<u>RCB</u>	<u>SS</u>	<u>ES</u>
9-09	vs. Miami	B. Williams	Goad	Agnew	Brown	Rembert	Reynolds	Tippett	Lippett	Hurst	James	Marion
9-16	at Indianapolis	B. Williams	Goad	Agnew	Tardits	Rembert	Brown	Tippett	Lippett	Hurst	James	Marion
9-23	at Cincinnati	B. Williams	Goad	Agnew	E. Williams	Rembert	Brown	Harvey	Lippett	Hurst	James	Marion
9-30	vs. NY Jets	B. Williams	Goad	Agnew	Brown	Rembert	Reynolds	E. Williams	Lippett	Hurst	James	Marion
10-07	vs. Seattle	B. Williams	Goad	Agnew	Brown	Rembert	Reynolds	E. Williams	Lippett	Hurst	McSwain	Marion
10-18	at Miami	B. Williams	Goad	Agnew	Brown	Harvey	Reynolds	Tippett	Lippett	Hurst	McSwain	Marion
10-28	vs. Buffalo	B. Williams	Goad	Veris	Brown	Harvey	Reynolds	Tippett	Lippett	Hurst	McSwain	Marion
11-04	at Philadelphia	B. Williams	Goad	Veris	Singleton	Harvey	Reynolds	Tippett	Lippett	Hurst	McSwain	Marion
11-11	vs. Indianapolis	B. Williams	Goad	Hobby	Brown	Harvey	Reynolds	Tippett	Lippett	Hurst	McSwain	Marion
11-18	at Buffalo	B. Williams	Goad	Hobby	Brown	Harvey	Reynolds	Tippett	Lippett	Hurst	McSwain	Marion
11-25	at Phoenix	B. Williams	Goad	Hobby	Tippett	Harvey	Reynolds	Brown	Lippett	Hurst	McSwain	Marion
12-02	vs. Kansas City	B. Williams	Goad	Agnew	Tippett	Harvey	Reynolds	Brown	Lippett	Hurst	McSwain	Marion
12-09	at Pittsburgh	B. Williams	Goad	Agnew	Tippett	Harvey	Reynolds	Brown	Lippett	Hurst	McSwain	Marion
12-15	vs. Washington	B. Williams	Goad	Agnew	Tippett	Brown	Reynolds	Singleton	Lippett	Hurst	McSwain	Marion
12-23	at NY Jets	Hobby	Goad (LT)	Gannon	Tippett (LLB)	Brown	Reynolds	Singleton	Lippett	Hurst	McSwain	Marion
12-30	vs. NY Giants	B. Williams	Goad (LT)	Gannon	Tippett (LLB)	Harvey (MLB)	Hobby (RT)	Jarostchuk(RLB)	Lippett	Hurst	McSwain	Marion



1990 PLAYER MOVEMENTS

Agnew, Ray (DE)

December 29: Placed on Injured Reserve (Knee)

Allen, Marvin (RB)

October 29: Signed to 47-man roster

Chilton, Gene (C)

October 8: Placed on Injured Reserve (Patella Tendon)

Coleman, Eric (CB)

October 29: Placed on Injured Reserve (Knee)

Coleman, Pat (WR)

November 21: Signed to 47-man roster

November 27: Waived

Crawford, Elbert (G)

September 12: Signed to 47-man roster

Dawson, Lin (TE)

October 30: Placed on Injured Reserve (Ankle)

December 4: Waived

DeRiggi, Fred (NT)

November 11: Signed to Practice Squad

December 22: Activated off Practice Squad

Donelson, Ventson (CB)

September 4: Placed on Injured Reserve (Wrist)

Douglas, David (G)

October 25: Placed on Injured Reserve (Knee)

November 9: Waived off Injured Reserve

November 13: Placed off Procedural Waivers

November 14: Signed to 47-man roster

Dykes, Hart Lee (WR)

October 27: Placed on Non-Football Injury List

December 1: Placed on 47-man roster

Fairchild, Paul (C/G)

September 4: Placed on Injured Reserve (Neck)

October 16: Placed on 47-man roster

November 28: Placed on Injured Reserve (Neck)

Farrell, Sean (G)

September 4: Placed on Injured Reserve (Shoulder)

November 28: Waived



Gannon, Chris (DE)

August 28: Placed on Physically Unable to Perform
November 6: Placed on 47-man roster

Gibson, Ernest (CB)

August 28: Placed on Injured Reserve (Neck)

Gordon, Tim (FS)

December 21: Signed to 47-man roster

Hauck, Tim (FS)

October 1: Signed to Practice Squad
October 27: Placed on 47-man roster

Hutson, Brian (SS)

October 1: Signed to 47-man roster
October 24: Placed on Injured Reserve (Ankle)
December 4: Waived

Jarostchuk, Ilia (LB)

September 27: Signed to 47-man roster

Landry, Anthony (RB)

November 8: Signed to Practice Squad
December 29: Signed to 47-man roster

Lawson, Jamie (RB)

November 26: Signed to 47-man roster

Martin, Sammy (WR)

December 1: Placed on Injured Reserve (Knee)

Melander, Jon (T)

September 4: Placed on Injured Reserve (Knee)

Morris, Jamie (RB)

November 17: Signed to 47-man roster
December 21: Placed on Injured Reserve (Shoulder)

Mowatt, Zeke (TE)

September 4: Placed on Injured Reserve (Hand)
October 16: Placed on 47-man roster

Overton, Don (RB)

October 29: Waived

Perryman, Robert (RB)

November 5: Waived



Rembert, Johnny (LB)

November 21: Placed on Injured Reserve (Knee)

Reynolds, Ed (LB)

December 22: Placed on Injured Reserve (Knee)

Sievers, Eric (TE)

November 6: Placed on Injured Reserve (Knee)

Tardits, Richard (LB)

September 27: Placed on Injured Reserve (Ankle)

Timpson, Michael (WR)

September 4: Placed on Injured Reserve (Finger)

December 1: Placed on 47-man roster

Veris, Garin (DE)

December 1: Placed on Injured Reserve (Knee)

Viaene, David (T)

September 12: Placed on Injured Reserve (Knee)

December 1: Placed on 47-man roster

Washington, Mickey (CB)

October 30: Signed to 47-man roster

Zackery, Tony (FS)

September 17: Placed on Injured Reserve (Shoulder)

HANNAH INDUCTED INTO HALL OF FAME

Former Patriots standout offensive guard John Hannah was inducted into the Pro Football Hall of Fame on July 27, 1991.

Hannah, who played for the Patriots for 13 seasons (1973-85), had his number 73 jersey retired by the club in a halftime ceremony on September 30, 1990. He was selected to play in the Pro Bowl nine times during his career and is the first Patriots player to enter the Hall of Fame.

The retirement of Hannah's jersey marked the fifth time that a Patriots player has been so honored. Others to have their jerseys retired are: WR/K Gino Cappelletti (#20), DE Bob Dee (#89), DT Jim Lee Hunt (#79) and LB Steve Nelson (#57).

In addition to Hannah, current Patriots defensive line coach Stan Jones was also inducted into the Hall of Fame on July 27, 1991. Jones played 13 years in the NFL (1954-66), 12 with the Chicago Bears and one with the Washington Redskins. He was a seven-time Pro Bowler and an All-Pro four times. 1991 is Jones' first season with the Patriots.



1990 FINAL STANDINGS

AMERICAN FOOTBALL CONFERENCE

Eastern Division

	W	L	T	Pct.	Pts.	OP
* Buffalo	13	3	0	.813	428	263
# Miami	12	4	0	.750	336	242
Indianapolis	7	9	0	.438	281	353
N.Y. Jets	6	10	0	.375	295	345
New England	1	15	0	.063	181	446

Central Division

* Cincinnati	9	7	0	.563	360	352
# Houston	9	7	0	.563	405	307
Pittsburgh	9	7	0	.563	292	240
Cleveland	3	13	0	.188	228	462

Western Division

* L.A. Raiders	12	4	0	.750	337	268
# Kansas City	11	5	0	.688	369	257
Seattle	9	7	0	.563	306	286
San Diego	6	10	0	.375	315	281
Denver	5	11	0	.313	331	374

*Division Champion. #Wild Card team.

NATIONAL FOOTBALL CONFERENCE

Eastern Division

	W	L	T	Pct.	Pts.	OP
* N.Y. Giants	13	3	0	.813	335	211
# Philadelphia	10	6	0	.625	396	299
# Washington	10	6	0	.625	381	301
Dallas	7	9	0	.438	244	308
Phoenix	5	11	0	.313	268	396

Central Division

* Chicago	11	5	0	.688	348	280
Tampa Bay	6	10	0	.375	264	367
Detroit	6	10	0	.375	373	413
Green Bay	6	10	0	.375	351	326
Minnesota	6	10	0	.375	351	326

Western Division

* San Francisco	14	2	0	.875	353	239
# New Orleans	8	8	0	.500	274	275
L.A. Rams	5	11	0	.313	345	412
Atlanta	5	11	0	.313	348	365

Note: Cincinnati won AFC Central title based on best head-to-head record (3-1) vs. Houston (2-2) and Pittsburgh (1-3). Houston is Wild Card based on better conference record (8-4) than Seattle (7-5) and Pittsburgh (6-6). Philadelphia finished second in the NFC Eastern based on better division record (5-3) than Washington (4-4). Tampa Bay is second in NFC Central based on 5-1 record vs. Detroit, Green Bay, and Minnesota. Detroit is third based on best net division points (minus 8) vs. Green Bay (minus 40) in fourth. Minnesota is fifth based on 4-8 conference record. Los Angeles Rams third in NFC Western based on net points in division (plus 1) vs. Atlanta (minus 31).

1990 NFL POSTSEASON

AFC First Round

MIAMI 17, Kansas City 16 (67,276)
CINCINNATI 41, Houston 14 (60,012)

NFC First Round

Washington 20, PHILADELPHIA 6 (65,287)
CHICAGO 16, New Orleans 6 (60,767)

AFC Divisional Playoffs

BUFFALO 44, Miami 34 (77,087)
(65,292)
L.A. RAIDERS 20, Cincinnati 10 (92,045)

NFC Divisional Playoffs

SAN FRANCISCO 28, Washington 10
N.Y. GIANTS 31, Chicago 3 (77,025)

AFC Championship Game

BUFFALO 51, L.A. RAIDERS 3 (80,324)
(66,334)

NFC Championship Game

N.Y. Giants 15, SAN FRANCISCO 13

Super Bowl XXV at Tampa Stadium, Tampa, Florida

NEW YORK GIANTS (NFC) 20, Buffalo (AFC) 19 (73,813)

AFC-NFC Pro Bowl at Honolulu, Hawaii

AFC 23, NFC 21 (50,345)

ALUMNI ADVISORY BOARD

The Patriots have established an Alumni Advisory Board in an effort to create a positive working association with those players who have impacted on the New England community during and after their playing days.

Keith Lee, a defensive back from 1981-84, was named president of the board in May and will oversee its involvement in an annual kickoff dinner, the establishing of a Patriots Hall of Fame, and its contribution to the team's player assistance program. In addition, this group of former players will serve as ambassadors for the Patriots in community relations and charitable activities throughout New England.

In addition to Lee, the board's officers are: 1st Vice President Tom Yewcic (punter/quarterback, 1961-66), 2nd Vice President Steve Nelson (linebacker, 1974-87) and Secretary/Treasurer Tim Fox (defensive back, 1976-81).



INDIVIDUAL RECORDS

The following records relate to service with the Patriots and reflect only regular season activity; postseason playoff competition is excluded. Number of games per season: 1960-1977 (14); 1978-81 (16); 1982 (9); 1983-86 (16); 1987 (15), and 1988-90 (16).

SERVICE

MOST

Seasons—	16 Steve Grogan, 1975-90
	15 Julius Adams, 1971-77, 79-85, 87
	14 Steve Nelson, 1974-87
	13 Raymond Clayborn, 1977-89
	John Hannah, 1973-85
	Stanley Morgan, 1977-89
	Mosi Tatupu, 1978-90
Games—	206 Julius Adams, 1971-87
	194 Mosi Tatupu, 1978-90
	191 Raymond Clayborn, 1977-89
	183 John Hannah, 1973-85
	179 Stanley Morgan, 1977-89

SCORING

MOST POINTS

Career—	1,130 Gino Cappelletti, 1960-70
	671 John Smith, 1974-82
	442 Tony Franklin, 1984-87
	408 Stanley Morgan, 1977-89
	294 Sam Cunningham 1973-79, 81-82
Season—	155 Gino Cappelletti, 1964 (7-td, 38-xp*, 25-fg)
	*includes one two-point conversion
	147 Gino Cappelletti, 1961 (8-td, 48-xp, 25-fg)
	140 Tony Franklin, 1986 (44 PAT, 32 FG)
Game—	28 Gino Cappelletti vs. Houston, Dec. 18, 1965
	(2-td, 4-xp, 4-fg)
	24 Gino Cappelletti vs. Buffalo, Nov. 15, 1964
	(3-td, 6-xp*)
	*includes one two-point conversion
Most Seasons Leading League—	5 Gino Cappelletti, 1961, 63-66
	2 John Smith, 1979, 1980

TOUCHDOWNS

MOST

Career—	68 Stanley Morgan, 1977-89 (67-p, 1-rt)
	49 Sam Cunningham, 1973-79, 1981-82 (43-r, 6-p)
	46 Jim Nance, 1965-71 (45-r, 1-p)
	42 Gino Cappelletti, 1960-70 (42-p)
	Larry Garron, 1960-68 (15-r, 26-p, 1-rt)
Season—	13 Stanley Morgan, 1979 (12-p, 1-rt)
	Steve Grogan, 1976 (12-r, 1-f)
	12 Mack Herron, 1974 (7-r, 5-p)
Game—	3 Accomplished 14 times; Most recent: Stanley Morgan vs. Seattle, Sept. 21, 1986 (3-p)

PAT KICKS

MOST ATTEMPTS

Career—	353 Gino Cappelletti, 1960-70
	323 John Smith, 1974-83
Season—	51 John Smith, 1980
	50 Gino Cappelletti, 1961
	49 John Smith, 1976 and 1979
Game—	8 David Posey vs. NY Jets, Oct. 29, 1978
	John Smith vs. NY Jets, Sept. 9, 1979
	7 Gino Cappelletti vs. Buffalo, Oct. 22, 1961
	John Smith vs. Oakland, Oct. 3, 1976

MOST MADE

Career—	342 Gino Cappelletti, 1960-70
	308 John Smith, 1974-83
Season—	51 John Smith, 1980
	48 Gino Cappelletti, 1961
	46 John Smith, 1979
Game—	8 John Smith vs. NY Jets, Sept. 9, 1979
	7 David Posey vs. NY Jets, Oct. 29, 1978
	Gino Cappelletti vs. Buffalo, Oct. 22, 1961



FIELD GOALS

MOST ATTEMPTS

Career—	333 Gino Cappelletti, 1960-70
	191 John Smith, 1974-83
Season—	41 Tony Franklin, 1986
	39 Gino Cappelletti, 1964
	38 Gino Cappelletti, 1963
Game—	7 Gino Cappelletti vs. Cincinnati, Nov. 16, 1969
	Gino Cappelletti vs. Buffalo, Sept. 24, 1967
	Gino Cappelletti vs. San Diego, Sept. 20, 1964
Most Seasons Leading League—	3 Gino Cappelletti, 1961, 63-64

MOST MADE

Career—	176 Gino Cappelletti, 1960-70
	128 John Smith 1974-83
Season—	32 Tony Franklin, 1986
	26 John Smith, 1980
	25 Gino Cappelletti, 1964
	24 Tony Franklin, 1985
Game—	6 Gino Cappelletti vs. Denver, Oct. 4, 1964
	4 Accomplished 11 times, Most recent: Tony Franklin vs. LA Raiders, Nov. 1, 1987
Game (No Misses)—	6 Gino Cappelletti vs. Denver, Oct. 4, 1964
Longest Made—	53 Gino Cappelletti vs. NY Jets, Nov. 28, 1965
	Jason Staurovsky vs. Seattle, Oct. 7, 1990
	51 Charlie Gogolak vs. Miami, Oct. 17, 1971
	Gino Cappelletti vs. Denver, Nov. 20, 1964

MISCELLANEOUS SCORING

MISSED FG RETURN FOR TD

91 Ron Burton vs. Denver, Nov. 11, 1962

BLOCKED FG RETURN FOR TD

71 Raymond Clayborn at Houston, Oct. 18, 1987
 65 Mike Haynes at NY Jets, Oct. 5, 1980
 45 Larry Carwell vs. Cincinnati, Sept. 17, 1971

BLOCKED PUNT FOR TD

31 Rod McSwain at LA Rams, Nov. 16, 1986
 20 Don Webb vs. San Diego, Dec. 17, 1961
 17 Mosi Tatupu at New Orleans, Nov. 30, 1986
 8 Rick Sanford vs. Baltimore, Nov. 18, 1979
 3 Willie Scott vs. Indianapolis, Nov. 22, 1987
 0 Leroy Moore vs. Oakland, Nov. 17, 1961

SAFETY

Game—	1 Accomplished 20 times, Most recent: Don Blackmon at Tampa Bay 10-27-85
Season—	2 Don Blackmon at Tampa Bay 10-27-85 and vs. Green Bay 9-8-85

(NOTE: See fumble section for scoring on fumbles)

RUSHING

MOST ATTEMPTS

Career—	1,385 Sam Cunningham, 1973-79, 1981-82
	1,323 Jim Nance, 1965-71
	1,191 Tony Collins, 1981-87
	820 Don Calhoun, 1975-81
	763 Larry Garron, 1960-68
Season—	299 Jim Nance, 1966
	297 John Stephens, 1988
	270 Sam Cunningham, 1977
Game—	38 Jim Nance vs. Oakland, Oct. 30, 1966 (208 yards)
	35 Michael LeBlanc vs. Buffalo, Oct. 11, 1987 (146 yards)
	John Stephens vs. Chicago, Oct. 30, 1988 (124 yards)
	34 Jim Nance vs. Buffalo, Sept. 24, 1967 (185 yards)
Seasons Leading League—	3 Jim Nance, 1966-67, 69

MOST YARDAGE

Career—	5,453 Sam Cunningham, 1973-79, 1981-82
	5,323 Jim Nance, 1965-71
	4,647 Tony Collins, 1981-87
	3,391 Don Calhoun, 1975-81
Season—	1,458 Jim Nance, 1966
	1,227 Craig James, 1985
	1,216 Jim Nance, 1967
	1,168 John Stephens, 1988
	1,049 Tony Collins, 1983
	1,015 Sam Cunningham, 1977



Game— 212 Tony Collins vs. NY Jets, Sept. 18, 1983 (23 att.)
 208 Jim Nance vs. Oakland, Oct. 30, 1966 (38 att.)
 185 Jim Nance vs. Buffalo, Sept. 24, 1967 (34 att.)

Seasons Leading League—
 2 Jim Nance, 1966-67

LONGEST RUN FROM SCRIMMAGE—
 85 Larry Garron vs. Buffalo, Oct. 22, 1961 (TD)
 80 Carl Garrett vs. Miami, Nov. 9, 1969 (TD)

HIGHEST AVG. GAIN
 Career (450 Attempts)—
 4.22 Craig James, 1984-88 (585-2,469)
 4.16 Carl Garrett, 1969-72 (537-2,235)
 4.13 Don Calhoun, 1974-81 (820-3,391)

Season (100 Attempts)—
 5.59 Don Calhoun, 1976 (129-721)
 5.45 Mosi Tatupu, 1983 (106-578)
 5.04 Carl Garrett, 1969 (137-691)

Game (10 Attempts)—
 11.60 Larry Garron vs. Buffalo, Oct. 22, 1961 (10-116)
 11.36 Sam Cunningham at Buffalo, Oct. 20, 1974 (11-125)

MOST TOUCHDOWNS
 Career— 45 Jim Nance, 1965-71
 43 Sam Cunningham, 1973-79, 1981

Season— 12 Steve Grogan, 1976
 11 Horace Ivory, 1978
 Jim Nance, 1966

Game— 3 Mosi Tatupu at LA Rams, Dec. 11, 1983
 Tony Collins vs. NY Jets, Sept. 18, 1983
 Sam Cunningham at Buffalo, Oct. 20, 1974

Seasons Leading League—
 1 Jim Nance, 1966

PASSING

MOST ATTEMPTS

Career— 3,593 Steve Grogan, 1975-90
 2,413 Vito (Babe) Parilli, 1961-67
 1,503 Jim Plunkett, 1971-75
 Season— 473 Vito (Babe) Parilli, 1964
 448 Tony Eason, 1986
 431 Tony Eason, 1984
 Game— 59 Steve Grogan vs. New Orleans, Nov. 12, 1989
 56 Marc Wilson at Pittsburgh, Dec. 17, 1989
 53 Tom Ramsey vs. Philadelphia, Nov. 29, 1

MOST COMPLETIONS

Career— 1,879 Steve Grogan, 1975-90
 1,140 Vito (Babe) Parilli, 1961-67
 876 Tony Eason, 1983-89
 Season— 276 Tony Eason, 1986
 259 Tony Eason, 1984
 228 Vito (Babe) Parilli, 1964
 206 Steve Grogan, 1979
 Game— 36 Tony Eason at LA Rams, Nov. 16, 1986
 34 Tom Ramsey vs. Philadelphia, Nov. 29, 1987
 29 Tony Eason at Indianapolis, Nov. 18, 1984

PASSING EFFICIENCY (Pct)

Career (500 Attempts)—
 .584 Tony Eason, 1983-89, (1500-876)
 .523 Steve Grogan, 1975-90, (3593-1879)
 Season— .616 Tony Eason, 1986 (448-276)
 (100 Attempts) .608 Steve Grogan, 1986 (102-62)
 .601 Tony Eason, 1984 (431-259)
 .600 Matt Cavanaugh, 1980 (105-63)
 Game (20 Attempts)—
 .800 Vito (Babe) Parilli vs. Miami, Oct. 15, 1967 (20-16)
 .750 Tony Eason vs. Green Bay, Sept. 8, 1985 (28-21)
 .727 Tony Eason vs. Buffalo, Nov. 23, 1986 (33-24)

Most Seasons Leading League—
 1 Vito (Babe) Parilli, 1961

MOST YARDAGE

Career— 26,886 Steve Grogan, 1975-90
 16,747 Vito (Babe) Parilli, 1961-67
 10,732 Tony Eason, 1983-89
 9,932 Jim Plunkett, 1971-75
 Season— 3,465 Vito (Babe) Parilli, 1964
 3,328 Tony Eason, 1986
 3,286 Steve Grogan, 1979



- Game—
 414 Tony Eason vs. Seattle, Sept. 21, 1986
 402 Tom Ramsey vs. Philadelphia, Nov. 29, 1987
 401 Steve Grogan vs. NY Jets, Oct. 12, 1986
 400 Vito (Babe) Parilli vs. Oakland, Oct. 16, 1964
- Seasons Leading League—
 1 Vito (Babe) Parilli, 1964
- Longest Completion—
 90t Tony Eason at Chicago, Sept. 15, 1985 (to Craig James)
 88t Jim Plunkett vs. Baltimore, Dec. 19, 1971 (to Randy Vataha)
 87t Tom Sherman vs. NY Jets, Oct. 27, 1968 (to Jim Whalen)

MOST TOUCHDOWNS

- Career—
 182 Steve Grogan, 1975-90
 132 Vito (Babe) Parilli, 1961-67
 62 Jim Plunkett, 1971-75
- Season—
 31 Vito (Babe) Parilli, 1964
 28 Steve Grogan, 1979
 23 Tony Eason, 1984
 22 Ed (Butch) Songin, 1960
- Game—
 5 Steve Grogan vs. NY Jets, Sept. 9, 1979
 Vito (Babe) Parilli at Buffalo, Nov. 15, 1964
 Vito (Babe) Parilli vs. Miami, Oct. 15, 1967
 4 Doug Flutie vs. Chicago, Oct. 30, 1988
 Steve Grogan vs. NY Jets, Dec. 13, 1987
 Tony Eason at Indianapolis, Nov. 18, 1984
 Steve Grogan vs. NY Jets, Oct. 29, 1978
 Jim Plunkett vs. Buffalo, Nov. 14, 1971
 Vito (Babe) Parilli vs. Oakland, Oct. 16, 1964
 Ed (Butch) Songin vs. Denver, Sept. 16, 1961
- Seasons Leading League—
 1 Steve Grogan, 1979 (tied Brian Sipe of Cleveland with 28)
 1 Vito (Babe) Parilli, 1964

HAD INTERCEPTED

(Fewest)

- Career (500 Attempts)—
 24 Ed (Butch) Songin, 1960-61
 44 Tony Eason, 1983-89
 Myron (Mike) Taliaferro, 1968-70
- Season—
 (100 Attempts)
 2 Steve Grogan, 1986 (102 att.)
 4 Steve Grogan, 1982 (122 att.)
 5 Steve Grogan, 1985 (156 att.)
 5 Tom Hodson, 1990 (156 att.)
- Game—
 (18 attempts)
(Most)
 0 Accomplished many times. Most recent: Tom Hodson at Phoenix, Nov. 25, 1990

- Career—
 208 Steve Grogan, 1975-90
 138 Vito (Babe) Parilli, 1961-67
 87 Jim Plunkett, 1971-75
- Season—
 27 Vito (Babe) Parilli, 1964
 26 Vito (Babe) Parilli, 1965
- Game—
 6 Steve Grogan vs. San Francisco, Nov. 30, 1980
 Vito (Babe) Parilli vs. Denver, Sept. 3, 1967
 5 Steve Grogan at Detroit, Oct. 10, 1976
 Steve Grogan at Baltimore, Dec. 21, 1975
 Myron (Mike) Taliaferro vs. NY Jets, Oct. 27, 1968
 Vito (Babe) Parilli vs. Buffalo, Sept. 11, 1965
 Vito (Babe) Parilli vs. NY Jets, Oct. 31, 1964
- Lowest Percentage Season—
 1.9 Tony Eason, 1984 (8-431)
 2.0 Steve Grogan, 1986 (2-102)
 2.2 Tony Eason, 1986 (10-448)
 3.2 Steve Grogan 1985 (5-156)
 Tom Hodson, 1990 (5-156)
 Vito (Babe) Parilli, 1962 (8-253)

Seasons Leading League—

- Fewest—
 2 Vito (Babe) Parilli, 1961 (tied), 1962
 1 Tony Eason, 1984
 Ed (Butch) Songin, 1961 (tied)
- Most—
 1 Vito (Babe) Parilli, 1964 (tied)

RECEIVING

MOST RECEPTIONS

- Career—
 534 Stanley Morgan, 1977-89
 292 Gino Cappelletti, 1960-70
 283 Jim Colclough, 1960-68



Season—	84 Stanley Morgan, 1986 77 Tony Collins, 1986 66 Derrick Ramsey, 1984 58 Stanley Morgan, 1983
Game—	11 Tony Collins vs. Philadelphia, Nov. 29, 1987 (100 yards) Art Graham vs. Kansas City, Nov. 20, 1966 (134 yards) 10 Tony Romeo vs. Kansas City, Nov. 17, 1963 (149 yards) Tony Collins at LA Rams, Nov. 16, 1986 (66 yards)

YARDAGE

Career—	10,352 Stanley Morgan, 1977-89 5,001 Jim Colclough, 1960-68
Season—	1,491 Stanley Morgan, 1986 1,029 Stanley Morgan, 1981 1,013 Harold Jackson, 1979 1,002 Stanley Morgan, 1979
Game—	182 Stanley Morgan vs. Miami, Nov. 8, 1981 (5) 170 Stanley Morgan vs. Baltimore, Nov. 26, 1978 (5) 167 Art Graham vs. Houston, Nov. 6, 1964 (8)
Longest Reception—	90t Craig James at Chicago, Sept. 15, 1985 (from Tony Eason) 88t Randy Vataha vs. Baltimore, Dec. 19, 1971 (from Jim Plunkett) 87t Jim Whalen vs. NY Jets, Oct. 27, 1968 (from Tom Sherman)

AVERAGE GAIN

Career (150 Min.)—	20.3 Harold Jackson, 1978-81 (156-3,162) 19.3 Stanley Morgan, 1977-89 (534-10,352)
Season (35 Min.)—	23.4 Stanley Morgan, 1981 (44-1,029) 22.8 Stanley Morgan, 1979 (44-1,002) 22.5 Harold Jackson, 1979 (45-1,013)
Game (4 Min.)—	36.4 Stanley Morgan vs. Miami, Nov. 8, 1981 (5-182) 35.5 Stanley Morgan vs. San Francisco, Nov. 30, 1980 (4-142) Jim Colclough vs. NY Jets, Oct. 6, 1962 (4-142)

TOUCHDOWNS

Career—	67 Stanley Morgan, 1977-89 42 Gino Cappelletti, 1960-68 39 Jim Colclough, 1960-68
Season—	12 Stanley Morgan, 1979 10 Stanley Morgan, 1986 Jim Colclough, 1960-62 9 Randy Vataha, 1971 Gino Cappelletti, 1965 Jim Colclough, 1960-62
Game—	3 Stanley Morgan vs. Seattle, Sept. 21, 1986 Derrick Ramsey at Indianapolis, Nov. 18, 1984 Harold Jackson vs. Jets, Sept. 9, 1979 Jim Whalen vs. Miami, Oct. 15, 1967 Gino Cappelletti at Buffalo, Nov. 15, 1964 Billy Lott vs. Buffalo, Oct. 22, 1961

INTERCEPTIONS

MOST

Career—	36 Raymond Clayborn, 1977-89 29 Ron Hall, 1961-67 29 Roland James, 1980-90 28 Mike Haynes, 1976-82
Season—	11 Ron Hall, 1964 8 Ronnie Lippett, 1986 Mike Haynes, 1976 Bob Suci, 1963
Game—	3 Accomplished 6 times. Most recent: Roland James at Buffalo, Oct. 23, 1983

RETURN YARDAGE

Career—	555 Raymond Clayborn, 1977-89 476 Ron Hall, 1961-67 424 Fred Marion, 1982-90
Season—	277 Bob Suci, 1963 189 Fred Marion, 1985 182 Prentice McCray, 1976
Game—	118 Prentice McCray at NY Jets, Nov. 21, 1976 (2) 110 Bob Suci vs. Houston, Nov. 1, 1963 (2)

**Longest Return—**

- 99 Rick Sanford at Chicago, Dec. 5, 1982 (TD)
- 98 Bob Suci vs. Houston, Nov. 1, 1963 (TD)
- 87 Ron Hall vs. Denver, Sept. 18, 1966

TOUCHDOWNS**Career—**

- 2 Ronnie Lippett, 1983-90
- Prentice McCray, 1974-80
- Don Webb, 1961-62, 64-71
- John Charles, 1967-69
- Bob Suci, 1963

Season—

- 2 Ronnie Lippett, 1987
- Prentice McCray, 1976
- Bob Suci, 1963
- Don Webb, 1961

Game—

- 2 Prentice McCray at NY Jets, Nov. 21, 1976

PUNTING

MOST PUNTS**Career—**

- 468 Rich Camarillo, 1981-87
- 377 Tom Yewcic, 1961-67
- 243 Tom Janik, 1969-71

Season—

- 92 Rich Camarillo, 1985
- 91 Jeff Feagles, 1988
- 90 Brian Hansen, 1990

Game—

- 11 Rich Camarillo at Chicago, Sept. 15, 1985
- Rich Camarillo at Dallas, Nov. 22, 1984
- Jim Fraser vs. NY Jets, Oct. 2, 1966
- 10 Tom Greene vs. Houston, Dec. 18, 1960
- Tom Yewcic vs. Buffalo, Dec. 1, 1963
- Tom Yewcic vs. Buffalo, Nov. 15, 1964
- Bob Scarpitto vs. Oakland, Oct. 6, 1968
- Brian Hansen vs. Indianapolis, Nov. 11, 1990

YARDAGE**Career—**

- 19,922 Rich Camarillo, 1981-87
- 14,553 Tom Yewcic, 1961-67
- 9,516 Tom Janik, 1969-71

Season—

- 3,953 Rich Camarillo, 1985
- 3,752 Brian Hansen, 1990
- 3,746 Rich Camarillo, 1986

Game—

- 514 Rich Camarillo at Chicago, Sept. 15, 1985 (11)
- 479 Rich Camarillo at Dallas, Nov. 22, 1984 (11)
- 436 Bob Scarpitto vs. Oakland, Oct. 6, 1968 (10)

Longest Punt—

- 89 Luke Prestridge vs. Miami, Oct. 21, 1984
- 87 Bob Scarpitto at Denver, Sept. 29, 1968
- 82 Luke Prestridge vs. NY Jets, Oct. 28, 1984
- 76 Rich Camarillo vs. NY Jets, Sept. 19, 1982

HIGHEST AVERAGE YARDAGE**Career (100 Punts Min.)—**

- 42.6 Rich Camarillo, 1981-87 (468)
- 40.0 Terry Swanson, 1967-68 (127)

Season (Qualifiers)—

- 44.6 Rich Camarillo, 1983
- 43.7 Rich Camarillo, 1982
- 42.9 Rich Camarillo, 1985

Game (4 Punts Min.)—

- 50.8 Terry Swanson vs. Cincinnati, Dec. 1, 1968 (4)
- 50.4 Rich Camarillo at Buffalo, Nov. 22, 1981 (5)

PUNT RETURNS

MOST**Career—**

- 204 Irving Fryar, 1984-90
- 111 Mike Haynes, 1976-80
- 92 Stanley Morgan, 1977-89
- 74 Mack Herron, 1973-75

Season—

- 45 Mike Haynes, 1976
- 38 Irving Fryar, 1988
- Ricky Smith, 1983

Game—

- 7 Irving Fryar at Dallas, Nov. 22, 1984
- 6 Irving Fryar at Buffalo, Sept. 22, 1985
- Roland James vs. LA Rams, Nov. 16, 1980
- Mack Herron vs. Cleveland, Nov. 10, 1974
- Ron Burton vs. Oakland, Sept. 13, 1964
- Fred Bruney vs. Buffalo, Sept. 23, 1961

Most Seasons Leading League—

- 1 Irving Fryar, 1985
- Ron Burton, 1962
- Fred Bruney, 1961



MOST YARDAGE

- Career— 2,045 Irving Fryar, 1984-90
1,159 Mike Haynes, 1976-81
- Season— 608 Mike Haynes, 1976
520 Irving Fryar, 1985
517 Mack Herron, 1974
- Game— 156 Mike Haynes vs. Buffalo, Nov. 7, 1976
133 Stanley Morgan vs. Buffalo, Nov. 20, 1977
133 Irving Fryar at Buffalo, Sept. 22, 1985
126 Billy Johnson vs. Houston, Nov. 5, 1967

LONGEST PUNT RETURN

- 89 Mike Haynes vs. Buffalo, Nov. 7, 1976 (TD)
- 85 Irving Fryar at Buffalo, Sept. 22, 1985 (TD)
- 80 Stanley Morgan vs. Baltimore, Nov. 18, 1979 (TD)
- 77 Irving Fryar vs. Indianapolis, Nov. 10, 1985 (TD)
- 75 Roland James vs. NY Jets, Nov. 2, 1980

HIGHEST AVG. YARDAGE

- Career (20 Returns)—
12.0 Mack Herron, 1973-75 (74-888)
11.3 Carl Garrett, 1969-72 (43-487)
- Season (Qualifiers)—
14.8 Mack Herron, 1974
14.1 Irving Fryar, 1985
- Game (3 Returns)—
39.0 Mike Haynes vs. Buffalo, Nov. 7, 1976 (4)
35.7 Ricky Smith vs. Baltimore, Sept. 4, 1981 (3)

TOUCHDOWNS

- Career— 3 Irving Fryar, 1984-90
2 Mike Haynes, 1976-81
- Season— 2 Irving Fryar, 1985
Mike Haynes, 1976
- Game— 1 Irving Fryar vs. Atlanta, Nov. 2, 1986
Irving Fryar vs. Indianapolis, Nov. 10, 1985
Irving Fryar at Buffalo, Sept. 22, 1985
Roland James vs. NY Jets, Nov. 2, 1980
Stanley Morgan vs. Baltimore, Nov. 18, 1979
Mike Haynes vs. Denver, Nov. 28, 1976
Mike Haynes vs. Buffalo, Nov. 7, 1976

KICKOFF RETURNS

MOST

- Career— 107 Stephen Starring, 1983-87
92 Carl Garrett, 1969-72
89 Larry Garron, 1960-68
- Season— 48 Stephen Starring, 1985
42 Ricky Smith, 1983
41 Mack Herron, 1973
- Game— 8 Willie Porter vs. NY Jets, Sept. 22, 1968
6 By many players, Most recent: Stephen Starring at Indianapolis, Oct. 25, 1987
- Most Seasons Leading League—
1 Raymond Clayborn, 31.0 (28-869), 1977
Horace Ivory, 27.6 (36-992), 1980

YARDAGE

- Career— 2,299 Larry Garron, 1960-68
2,259 Stephen Starring, 1983-87
2,251 Carl Garrett, 1969-72
- Season— 1,092 Mack Herron, 1973
1,012 Stephen Starring, 1985
992 Horace Ivory, 1980
879 Allen Carter, 1975
- Game— 206 Allen Carter at Baltimore, Dec. 21, 1975
175 Carl Garrett vs. Buffalo, Oct. 11, 1969

LONGEST

- 101 Raymond Clayborn at Baltimore, Dec. 18, 1977 (TD)
- 100 Raymond Clayborn at NY Jets, Oct. 2, 1977 (TD)
- 99 Allen Carter at Baltimore, Dec. 21, 1975 (TD)
- 98 Ricky Smith vs. NY Jets, Sept. 19, 1982 (TD)
- Horace Ivory at Baltimore, Oct. 19, 1980 (TD)

HIGHEST AVG. YARDAGE

- Career (20 Returns)—
27.2 Allen Carter, 1975-76 (33-898)
26.9 Raymond Clayborn, 1977-89 (57-1,538)
- Season (Qualifiers)—
31.0 Raymond Clayborn, 1977
28.5 Larry Garron, 1962
28.4 Jess Phillips, 1976



Game (3 Returns)—

- 49.3 Ron Burton vs. Dallas Texans, Nov. 3, 1961 (3)
- 47.0 Horace Ivory at Baltimore, Oct. 19, 1980 (3)

TOUCHDOWNS

- Career—
 - 3 Raymond Clayborn, 1977-89
 - 2 Larry Garron, 1960-68
- Season—
 - 3 Raymond Clayborn, 1977
- Game—
 - 1 Accomplished 11 times. Most recent: Sammy Martin at Indianapolis, Nov. 27, 1988 (95-yard TD)

FUMBLES

MOST

- Career—
 - 77 Steve Grogan, 1975-90
 - 49 Sam Cunningham, 1973-79, 1981
 - 42 Vito (Babe) Parilli, 1961-67
- Season—
 - 12 Steve Grogan, 1979
 - Sam Cunningham, 1975
 - Mack Herron, 1974
- Game—
 - 4 Vito (Babe) Parilli vs. Denver, Nov. 6, 1966
 - 3 Accomplished 10 times. Most recent: Steve Grogan at Buffalo, Dec. 20, 1987

MOST OWN RECOVERIES

- Career—
 - 31 Steve Grogan, 1975-90
 - 19 Vito (Babe) Parilli, 1961-67
- Season—
 - 6 Steve Grogan, 1987
 - Vito (Babe) Parilli, 1963
 - Ricky Smith, 1984
- Game—
 - 5 Vito (Babe) Parilli, 1964
 - 2 Accomplished 9 times. Most recent: Steve Grogan vs. Miami, Sept. 13, 1987

MOST OPPONENT RECOVERIES

- Career—
 - 17 Steve Nelson, 1974-87
 - 15 Jim Hunt, 1960-70
 - 14 Raymond Hamilton, 1973-80
 - 13 Bob Dee, 1960-67
- Season—
 - 5 Bob Dee, 1961
 - 4 Brent Williams, 1986
 - Steve Nelson, 1978
 - John Sanders, 1975
 - Larry Eisenhauer, 1964
 - Jack Rudolph, 1960
- Game—
 - 3 Steve Nelson vs. Philadelphia, Oct. 8, 1978
 - 2 By 20 players. Most recent: Johnny Rember at NY Jets, Nov. 13, 1988

MOST RETURN YARDAGE

- Career—
 - 82 Don Webb, 1961-71
 - 67 Jim Hunt, 1960-70
- Season—
 - 54 Brent Williams, 1986
 - 52 Chuck Shonta, 1960
- Game—
 - 52 Chuck Shonta vs. NY Titans, Sept. 17, 1960 (1-opp)
 - 51 Jim Hunt vs. Houston, Dec. 15, 1968 (1-opp)

LONGEST RETURN

- 52 Chuck Shonta vs. NY Titans, Sept. 17, 1960 (TD)
- 51 Jim Hunt vs. Houston, Dec. 15, 1968

TOUCHDOWNS

Own Fumbles Recovered For TD—

- 1 Eight players.
- Most recent: John Stephens vs. Cincinnati, Oct. 16, 1988
- (Recovered Robert Perryman fumble in the end zone)

Opponents' Fumbles Recovered For TD—

- 1 Accomplished many times.
- Most recent: Brent Williams vs. Seattle, Oct. 7, 1990 (46 yards)

SACKS

SACKS (Official Statistic Since 1982)

- Career--
 - 76 Andre Tippett, 1982-90
 - 34 Brent Williams, 1986-90
- Season—
 - 32 1/2 Garin Veris, 1985-90
 - 18 1/2 Andre Tippett, 1984
 - 16 1/2 Andre Tippett, 1985
 - 12 1/2 Andre Tippett, 1987
- Rookie Season—10 1/2 Garin Veris, 1985



TEAM RECORDS

Note: Number of games per season: 1960-1977 (14); 1978-81 (16); 1982 (9); 1983-86 (16); 1987 (15), and 1988-89 (16).

VICTORIES

MOST

Season— 11 1986
1985
1978
1976
10 1964, 1980

FEWEST

Season— 1 1990
2 1981
1970

OFFENSIVE

SCORING

MOST POINTS SCORED

Season— 441 1980
413 1961
412 1986
Game— 56 vs. NY Jets, Sept. 9, 1979
55 vs. NY Jets, Oct. 29, 1978
52 vs. Buffalo, Oct. 22, 1961
Quarter— 1st: 21 vs. NY Jets, Oct. 29, 1978
1st: 21 at Miami, Dec. 15, 1974
2nd: 27 vs. Baltimore, Nov. 18, 1979
3rd: 22 vs. Dallas Texans, Nov. 18, 1960
4th: 27 vs. Baltimore, Nov. 23, 1980

FEWEST POINTS SCORED

Season— 149 1970
181 1990
Game— 0 13 Times
Most recent: Buffalo 14, Patriots 0, Nov. 18, 1990

MOST POINTS SCORED, BOTH TEAMS

Game— 86 at Patriots 43, Oakland 43 (tie), Oct. 16, 1964
76 at Buffalo 45, Patriots 31, Nov. 23, 1975
at Patriots 55, NY Jets 21, Oct. 29, 1978

FEWEST POINTS SCORED, BOTH TEAMS

Game— 3 at Patriots 3, Miami 0, Dec. 12, 1982
7 Houston 7, at Patriots 0, Sept. 21, 1975

GREATEST MARGIN OF VICTORY

Game— 53 at Patriots 56, NY Jets 3, Sept. 9, 1979
42 at Patriots 45, Houston 3, Nov. 1, 1963
41 Patriots 41, at San Diego 0, Dec. 17, 1961

GREATEST MARGIN OF DEFEAT

Game— 52 at Miami 52, Patriots 0, Nov. 12, 1972
42 at Green Bay (Mil.) 45, Patriots 3, Oct. 9, 1988

MOST TOUCHDOWNS

Season— 52 1961, 1980
49 1979
48 1976
Game— 8 vs. NY Jets, Sept 9, 1979
vs. NY Jets, Oct. 29, 1978
7 vs. Oakland, Oct. 3, 1976
vs. Buffalo, Oct. 22, 1961

FEWEST TOUCHDOWNS

Season— 17 1982 (9 games)
18 1970
19 1990

MOST POINTS AFTER TOUCHDOWNS

Season— 51 1980
48 1961

FEWEST POINTS AFTER TOUCHDOWNS

Season— 15 1982 (9 games)
17 1970
19 1990

MOST FGS ATTEMPTED

Season— 41 1986
39 1964
Game— 7 at Cincinnati, Nov. 16, 1969
at Buffalo, Sept. 24, 1967
at San Diego, Sept. 20, 1964

**FEWEST FGS ATTEMPTED**

Season— 13 1982 (9 games)
 16 1972
 17 1975

MOST FGS MADE

Season— 32 1986
 26 1980
 25 1964
 24 1985

Game— 6 at Denver, Oct. 4, 1964
 4 Many times, Most recent: vs. LA Raiders, Nov. 1, 1987
 (Tony Franklin)

FEWEST FGS MADE

Season— 8 1982 (9 games), 1972, 1970, 1960
 9 1983, 1975

FIRST DOWNS**MOST TOTAL**

Season— 335 1989
 328 1981
 322 1978

Game— 31 vs. Philadelphia, Nov. 29, 1987
 at Houston, Dec. 11, 1966
 30 vs. NY Jets, Sept. 9, 1979

FEWEST TOTAL

Season— 146 1982 (9 games)
 166 1969
 181 1968

Game— 5 vs. Miami, Dec. 12, 1982
 at NY Jets, Nov. 22, 1970
 6 at Kansas City, Oct. 11, 1970

MOST RUSHING

Season— 181 1978
 150 1976

Game— 21 vs. Denver, Nov. 28, 1976
 18 vs. NY Jets, Oct. 18, 1976

FEWEST RUSHING

Season— 55 1965
 63 1970

Game— 0 at New Orleans, Nov. 30, 1986
 at Buffalo, Oct. 26, 1980
 at NY Jets, Nov. 22, 1970
 1 12 times, Most recent: vs. at Pittsburgh, Dec. 9, 1990

MOST PASSING

Season— 202 1986
 186 1984
 166 1981

Game— 21 vs. Philadelphia, Nov. 29, 1987
 20 at Indianapolis, Nov. 18, 1984
 at Houston, Nov. 10, 1980
 vs. Oakland, Oct. 16, 1964

FEWEST PASSING

Season— 63 1982 (nine games)
 87 1969
 94 1971, 1968

Game— 0 vs. Miami, Dec. 8, 1968
 at Tampa Bay, Dec. 12, 1976
 1 vs. New Orleans, Dec. 4, 1983
 vs. Miami, Dec. 12, 1982

MOST PENALTY

Season— 35 1986
 29 1965
 27 1979

Game— 7 at Houston, Sept. 19, 1965
 5 vs. NY Jets, Oct. 12, 1986
 at Indianapolis, Nov. 9, 1986
 vs. Detroit, Oct. 7, 1979
 at San Diego, Nov. 9, 1975
 vs. Baltimore, Oct. 7, 1973
 at Miami, Dec. 17, 1967

FEWEST PENALTY

Season— 9 1982 (nine games)
 11 1971
 14 1977

Game— 0 Many times, Most recent: vs. N.Y. Giants, Dec. 30, 1990



TOTAL NET YARDS

MOST

Season—	5,965	1978
	5,623	1981
	5,499	1985
	5,470	1979
Game—	597	vs. NY Jets, Sept. 9, 1979
	529	vs. NY Jets, Oct. 29, 1978
	506	vs. Seattle, Sept. 21, 1986

FEWEST

Season—	2,626	1970
	2,633	1982 (9 games)
	3,127	1968
Game—	57	vs. NY Jets, Sept. 19, 1982 (61r, -4p)
	80	at NY Jets, Nov. 20, 1970 (23r, 57p)

RUSHING

MOST ATTEMPTS

Season—	671	1978
	603	1977
Game—	62	vs. Denver, Nov. 28, 1976 (332 yds.)
	60	at Seattle, Dec. 19, 1982 (249 yds.)

FEWEST ATTEMPTS

Season—	324	1982 (9 games)
	334	1970
	363	1960
Game—	10	vs. NY Jets, Oct. 12, 1986 (17 yards)
	11	vs. Washington, Sept. 23, 1984 (17 yds.)
		vs. Buffalo, Dec. 20, 1964 (33 yds.)

MOST YARDS

Season—	3,165	1978
	2,948	1976
Game—	332	vs. Denver, Nov. 28, 1976
	330	vs. NY Jets, Oct. 18, 1976
	328	vs. NY Jets, Sept. 18, 1983

FEWEST YARDS

Season—	1,040	1970
	1,117	1965
Game—	2	at New Orleans, Nov. 30, 1986 (18 attempts)
	17	vs. NY Jets, Oct. 12, 1986 (10 attempts)
		vs. Washington, Sept. 23, 1984 (11 attempts)
		at LA Chargers, Oct. 28, 1960 (24 attempts)
	22	vs. NY Jets, Nov. 14, 1965 (23 attempts)

MOST TOUCHDOWNS

Season—	30	1978
	24	1976
Game—	4	Accomplished 6 times, Most recent: vs. San Diego, Oct. 16, 1983

FEWEST TOUCHDOWNS

Season—	3	1982 (9 games)
	4	1990
	7	1971

PASSING

MOST ATTEMPTS

Season—	610	1989
	557	1986
	514	1990
	500	1984
Game—	59	vs. New Orleans, November 12, 1989
	56	at Pittsburgh, Dec. 17, 1989
	53	vs. Philadelphia, Nov. 29, 1987

FEWEST ATTEMPTS

Season—	187	1982 (9 games)
	305	1977
	309	1976
Game—	5	vs. Miami, Dec. 12, 1982 (2 comps.)
	9	vs. Miami, Nov. 9, 1969 (2 comps.)

MOST COMPLETIONS

Season—	340	1986
	292	1984
	274	1990
	255	1985
Game—	36	at LA Rams, Nov. 16, 1986
	34	vs. Philadelphia, Nov. 29, 1987
	30	at Indianapolis, Nov. 18, 1984



FEWEST COMPLETIONS

Season—	93	1982 (9 games)
	146	1976
	159	1971
Game—	2	vs. Miami, Nov. 9, 1969 (9 attempts) vs. Miami, Dec. 12, 1982 (5 attempts)
	3	vs. New Orleans, Dec. 4, 1983 (10 attempts)

MOST NET YARDS

Season—	3,954	1986
	3,231	1984
	3,218	1979
	3,208	1990
	3,195	1980
Game—	405	vs. Oakland, Oct. 16, 1964
	386	vs. Seattle, Sept. 21, 1986
	383	vs. NY Jets, Oct. 12, 1986
	374	at Houston, Nov. 10, 1980

FEWEST NET YARDS

Season—	1347	1982 (9 games)
	1586	1970
	1746	1976
Game—	4	vs. NY Jets, Sept. 19, 1982
	13	vs. Miami, Dec. 12, 1982
	16	vs. New Orleans, Dec. 4, 1983 at Miami, Dec. 8, 1968

MOST TOUCHDOWNS

Season—	31	1964
	30	1979
	29	1986, 1961
Game—	6	vs. NY Jets, Sept. 9, 1979
	5	Many times, Most recent: at Buffalo, Nov. 15, 1964

FEWEST TOUCHDOWNS

Season—	7	1970
	10	1972

MOST HAD INTERCEPTED

Season—	34	1981
	33	1968
	32	1967
Game—	6	at Denver, Sept. 3, 1967 vs. Buffalo, Dec. 9, 1967 at Kansas City, Oct. 11, 1970 at San Francisco, Nov. 30, 1980

FEWEST HAD INTERCEPTED

Season—	9	1982 (9 games)
	13	1986, 1962
	14	1984

SACKS ALLOWED, MOST (ALLOWED BY N.E. OFFENSE)

Season—	66	1984 (454 yards)
	58	1990 (443 yards)
	49	1979 (382 yards)
Game—	10	at Dallas, Nov. 22, 1984 (57 yards)

SACKS ALLOWED, FEWEST (ALLOWED BY N.E. OFFENSE)

Season—	14	1977 (155 yards)
	15	1982 (9 games-134 yards)
	19	1976 (164 yards)
Game—	0	Accomplished 44 times, Most recent: at NY Jets, Nov. 13, 1988

PUNTING

MOST PUNTS

Season—	96	1968
	92	1990, 1986, 1985, 1984
	91	1988
Game—	11	at Chicago, Sept. 15, 1985 at Dallas, Nov. 22, 1984 vs. NY Jets, Oct. 2, 1966
	10	vs. Buffalo, Nov. 23, 1986 (1 blocked) at Oakland, Oct. 6, 1968 at Buffalo, Nov. 15, 1964 vs. Buffalo, Dec. 1, 1963 at Houston, Dec. 18, 1960

FEWEST PUNTS

Season—	49	1982 (9 games)
	61	1973, 1978
	63	1980
Game—	0	3 times, Most recent: vs. Houston, Nov. 12, 1978
	1	9 times, Most recent: vs. Kansas City, Oct. 4, 1981

**MOST YARDS**

Season—	3,953	1985
	3,904	1984
	3,831	1968
	3,752	1990
	3,746	1986
Game—	514	at Chicago, Sept. 15, 1985
	479	at Dallas, Nov. 22, 1984
	436	at Oakland, Nov. 1, 1981
		at Oakland, Oct. 6, 1968

FEWEST YARDS

Season—	2,137	1978
	2,140	1982 (9 games)
	2,297	1973
Game—	0	3 times, Most recent: vs. Houston, Nov. 12, 1978

HIGHEST AVG.

Season—	44.6	1983
	43.7	1982
	42.9	1985
	42.4	1984
	41.5	1969
Game (4 Punts Min.)—	50.8	at Miami, Sept. 11, 1983 (4)
	50.8	vs. Cincinnati, Dec. 1, 1968 (4)
	50.4	at Buffalo, Nov. 22, 1981 (5)

LOWEST AVG.

Season—	34.6	1977
	35.0	1978

PUNT RETURNS**MOST**

Season—	60	1980
	48	1984
		1976
	47	1978
Game—	7	at Dallas, Nov. 22, 1984
		vs. Houston, Nov. 5, 1967
	6	Accomplished 11 times, Most recent: at San Francisco, Nov. 30, 1980.

FEWEST RETURNS

Season—	17	1972
	23	1969

MOST YARDS

Season—	628	1976
	533	1974
Game—	167	vs. Buffalo, Nov. 7, 1976
	139	at Buffalo, Nov. 20, 1977

FEWEST YARDS

Season—	37	1972
	134	1990

HIGHEST AVG.

Season—	13.3	1974
	13.1	1976

LOWEST AVG.

Season—	2.2	1972
	4.6	1990

MOST TOUCHDOWNS

Season—	2	1985, 1976
Game—	1	vs. Atlanta, Nov. 2, 1986
		vs. Indianapolis, Nov. 10, 1985
		at Buffalo, Sept. 22, 1985
		vs. NY Jets, Nov. 2, 1980
		vs. Baltimore, Nov. 18, 1979
		vs. Denver, Nov. 28, 1976
		vs. Buffalo, Nov. 7, 1976

KICKOFF RETURNS**MOST**

Season—	77	1990
	73	1967
Game—	10	vs. Buffalo, Dec. 9, 1967
	9	at Dallas, Oct. 24, 1971
		vs. NY Jets, Sept. 22, 1968
		vs. Oakland, Oct. 16, 1964

FEWEST

Season—	28	1982 (9 games)
	39	1977
	46	1976



Game— 0 at Buffalo, Dec. 20, 1987
vs. Seattle, Oct. 9, 1977
at Denver, Sept. 14, 1969

MOST YARDS

Season— 1,520 1975
1,442 1968
Game— 245 at Dallas, Oct. 24, 1971
230 at Baltimore, Dec. 21, 1975

FEWEST YARDS

Season— 646 1982 (9 games)
901 1987 (15 games)
1,051 1977
Game— 0 at Buffalo, Dec. 20, 1987
vs. Seattle, Oct. 9, 1977
at Denver, Sept. 14, 1969

HIGHEST AVG.

Season— 26.9 1977
24.1 1973

LOWEST AVG.

Season— 18.1 1990
18.3 1981
18.8 1987
19.5 1984

MOST TOUCHDOWNS

Season— 3 1977
2 1961
1 1988, 1982, 1980, 1975, 1973, 1962
Game— 1 11 times, Most recent: at Indianapolis, Nov. 27, 1988

PENALTIES

MOST

Season— 114 1985
112 1977
102 1976
Game— 14 at N.Y. Jets, Dec. 23, 1990
at Indianapolis, Dec. 1, 1985
at Cincinnati, Oct. 15, 1978
13 vs. Kansas City, Sept. 18, 1977

FEWEST

Season— 50 1973
52 1962
53 1982 (9 games)
Game— 1 10 times, Most recent: vs. Cleveland, Oct. 4, 1987

MOST YARDS

Season— 931 1977
914 1976
Game— 139 vs. Buffalo, Nov. 6, 1983
125 vs. NY Jets, Oct. 29, 1978
at Cincinnati, Oct. 15, 1978

FEWEST YARDS

Season— 412 1982 (9 games)
456 1962
467 1964
Game— 5 4 times, Most recent: at Miami, Dec. 22, 1986

FUMBLES

MOST

Season— 51 1973
47 1983
43 1975
Game— 8 vs. Baltimore, Oct. 7, 1973
6 7 times, Most recent: vs. Miami, Dec. 15, 1974

FEWEST

Season— 15 1969
16 1982 (9 games)
18 1970
Game— 0 Many times, Most recent: at N.Y. Jets, Dec. 23, 1990

MOST TOTAL RECOVERED

Season— 43 1983, 1973
37 1985
36 1975
Game— 8 at Pittsburgh, Sept. 26, 1976 (2-6)
7 at LA Rams, Dec. 11, 1983 (1-6)

FEWEST TOTAL RECOVERED

Season— 8 1982 (9 games)
15 1988
18 1990

**MOST OWN RECOVERED**

Season— 25 1973
 24 1983
 Game— 5 at Washington, Oct. 25, 1981
 vs. Baltimore, Oct. 7, 1973

FEWEST OWN RECOVERED

Season— 5 1970, 1969
 8 1982 (9 games), 1971, 1968

MOST OPPONENTS' RECOVERED

Season— 27 1976
 24 1985
 21 1987, 1978
 Game— 6 at LA Rams, Dec. 11, 1983
 at Pittsburgh, Sept. 26, 1976
 5 at New Orleans, Nov. 30, 1986
 vs. Denver, Nov. 6, 1966

FEWEST OPPONENTS' RECOVERED

Season— 8 1984
 9 1965
 10 1977, 1962
 11 1982 (9 games)

DEFENSIVE**NET YARDS ALLOWED****MOST NET YARDS ALLOWED**

Season— 5,827 1981
 5,697 1990
 5,576 1983
 Game— 584 vs. Cincinnati, Dec. 7, 1986
 552 vs. Miami, Oct. 21, 1984
 540 vs. Houston, Oct. 13, 1961

FEWEST NET YARDS ALLOWED

Season— 2,812 1982 (9 games)
 3,638 1963
 Game— 65 vs. Seattle, Dec. 4, 1988
 86 vs. Baltimore, Oct. 23, 1977
 88 vs. Miami, Oct. 12, 1980

SCORING ALLOWED**MOST POINTS ALLOWED**

Season— 446 1972
 406 1968
 Game— 52 at Miami, Nov. 12, 1972
 48 at Philadelphia, Nov. 4, 1990
 48 at NY Jets, Oct. 27, 1968
 vs. Oakland, Oct. 22, 1967
 Shutout Game— 52 at Miami, Nov. 12, 1972
 34 at Dallas Texans, Dec. 11, 1960

FEWEST POINTS ALLOWED

Season— 157 1982 (9 games)
 217 1977
 236 1976
 Game— 0 15 times, Most recent: vs. Indianapolis, Nov. 22, 1987

RUSHING ALLOWED**MOST ATTEMPTS ALLOWED**

Season— 644 1981
 565 1990
 Game— 58 vs. NY Jets, Oct. 14, 1973
 54 vs. Cleveland, Oct. 4, 1987
 vs. St. Louis, Dec. 2, 1984
 vs. Washington, Sept. 23, 1984
 vs. NY Jets, Oct. 15, 1972

FEWEST ATTEMPTS ALLOWED

Season— 310 1963
 314 1982 (9 games)
 350 1961
 Game— 10 at Oakland, Dec. 9, 1961
 14 at Seattle, Dec. 19, 1982
 15 vs. Houston, Dec. 18, 1965

MOST YARDS

Season— 2,950 1981
 2,850 1973
 2,717 1972
 Game— 360 vs. Buffalo, Sept. 16, 1973
 349 vs. Buffalo, Dec. 14, 1975

**FEWEST YARDS**

Season— 1,041 1961
 1,107 1963
 Game— 2 at San Diego, Dec. 17, 1961
 19 vs. Houston, Nov. 1, 1963

MOST TOUCHDOWNS

Season— 29 1990
 27 1972
 Game— 6 at NY Jets, Oct. 27, 1968
 5 at Green Bay (Mil.), Oct. 9, 1988

FEWEST TOUCHDOWNS

Season— 7 1966
 8 1977
 9 1983

PASSING ALLOWED**MOST ATTEMPTS ALLOWED**

Season— 530 1964
 525 1985
 520 1987
 Game— 61 vs. Minnesota, Dec. 16, 1979
 56 vs. NY Jets, Oct. 2, 1966
 vs. Denver, Sept. 21, 1962

FEWEST ATTEMPTS ALLOWED

Season— 240 1973
 267 1982 (9 games)
 325 1972
 Game— 7 at Buffalo, Dec. 9, 1973
 vs. NY Jets, Oct. 14, 1973
 9 vs. NY Jets, Oct. 15, 1972

MOST COMPLETIONS ALLOWED

Season— 283 1984
 277 1983
 273 1987
 Game— 35 vs. Minnesota, Dec. 16, 1979
 29 vs. Miami, Nov. 6, 1988
 28 vs. NY Jets, Oct. 2, 1966

FEWEST COMPLETIONS ALLOWED

Season— 134 1973
 142 1982 (9 games)
 170 1971
 Game— 1 vs. NY Jets, Oct. 14, 1973
 2 at Buffalo, Dec. 9, 1973

MOST NET YARDS ALLOWED

Season— 3,666 1989
 3,356 1966
 3,295 1983
 Game— 467 vs. Minnesota, Dec. 16, 1979
 448 vs. Houston, Oct. 13, 1961

FEWEST NET YARDS ALLOWED

Season— 1,338 1973
 1,519 1982 (9 games)
 2,033 1977
 Game— 0 vs. NY Jets, Oct. 14, 1973
 8 vs. NY Jets, Oct. 10, 1971

MOST TOUCHDOWNS ALLOWED

Season— 28 1967, 1980
 27 1961
 Game— 5 vs. Oakland, Oct. 22, 1967
 vs. Kansas City, Sept. 25, 1966

FEWEST TOUCHDOWNS ALLOWED

Season— 9 1982 (9 games)
 11 1973
 13 1988
 14 1985

SACKS, MOST RECORDED (BY N.E. DEFENSE)

Season— 58 1977 (471 yards), NFL leaders
 57 1979 (512 yards), NFL leaders
 56 1963 (526 yards)
 Game— 10 at Oakland, Sept. 22, 1963 (100 yards)
 9 vs. NY Jets, Sept. 9, 1979 (86 yards)
 vs. Denver, Nov. 28, 1976 (59 yards)

SACKS, FEWEST RECORDED (BY N.E. DEFENSE)

Season— 15 1972 (101 yards)
 20 1982 (9 games-134 yards), 1981 (175 yards)
 22 1969 (159 yards)
 1966 (209 yards)
 Game— 0 Accomplished 63 times,
 Most recent: vs. Washington, Dec. 15, 1990



FIRST DOWNS ALLOWED

MOST TOTAL ALLOWED

Season—	328	1981
	326	1983
	311	1984
Game—	33	vs. Miami, Oct. 21, 1984
	30	at Pittsburgh, Sept. 25, 1983
		vs. NY Jets, Sept. 19, 1982
		vs. Minnesota, Dec. 16, 1979

FEWEST TOTAL ALLOWED

Season—	185	1982 (9 games)
	215	1977, 1973
	219	1967
Game—	2	vs. Seattle, Dec. 4, 1988
	5	at Chicago, Oct. 14, 1979
		vs. Indianapolis, Nov. 11, 1990

MOST RUSHING

Season—	160	1981
	151	1990
	144	1972
Game—	20	vs. NY Jets, Sept. 19, 1982
	19	vs. Buffalo, Dec. 14, 1975
		vs. NY Jets, Oct. 15, 1972

FEWEST RUSHING

Season—	59	1963
	61	1967
Game—	0	6 times, Most recent: vs. Indianapolis, Nov. 11, 1990

MOST PASSING

Season—	182	1984
	172	1983
	168	1985
	165	1964
Game—	20	at San Francisco, Oct. 22, 1989
	18	at Denver, Nov. 4, 1984
		vs. San Diego, Oct. 16, 1983
		vs. San Francisco, Oct. 2, 1983
	17	6 times, Most recent: vs. Miami, Nov. 6, 1988

FEWEST PASSING

Season—	67	1973
	88	1982 (9 games)
	105	1970
Game—	1	vs. NY Jets, Oct. 14, 1973
	2	Accomplished 9 times,
		Most recent: vs. Seattle, Dec. 4, 1988

MOST PENALTY

Season—	28	1968
	25	1983
	24	1985, 1960
Game—	7	at Oakland, Oct. 6, 1968
	6	at NY Jets, Oct. 27, 1968

FEWEST PENALTY

Season—	6	1973
	10	1982 (9 games)
	11	1974, 1980
Game—	0	Many times, Most recent: vs. N.Y. Giants, Dec. 30, 1990

INTERCEPTIONS BY PATRIOTS

MOST

Season—	31	1964
	29	1963
Game—	7	at NY Jets, Nov. 21, 1976
	6	vs. NY Jets, Sept. 27, 1964
		vs. Houston, Nov. 1, 1963

FEWEST

Season—	8	1970
	10	1972

MOST YARDS

Season—	645	1963
	505	1976
Game—	204	vs. Houston, Nov. 1, 1963
	145	at NY Jets, Nov. 21, 1976

FEWEST YARDS

Season—	105	1973
	165	1975



MOST TOUCHDOWNS

Season— 3 1976, 1963, 1962
 2 1987, 1974, 1971, 1967, 1961
 Game— 2 at NY Jets, Nov. 21, 1976
 vs. Houston, Nov. 1, 1963

FEWEST TOUCHDOWNS

Season— 0 1990, 1988, 1984, 1981, 1977, 1973, 1972, 1970, 1966,
 1965, 1960
 1 1989, 1986, 1985, 1983, 1982, 1980, 1979, 1978, 1975,
 1969, 1968, 1964

CONSECUTIVE RECORDS

INDIVIDUAL

SEASONS PLAYED

16 Steve Grogan (1975-90)
 14 Steve Nelson (1974-86)

GAMES PLAYED

161 Raymond Clayborn (9-18-77 to 11-22-87)
 152 Gino Cappelletti (9-9-60 to 12-6-70)

GAMES STARTED

147 Ray Clayborn (9-3-78 to 11-22-87)
 110 Ray Hamilton (9-16-73 to 10-26-80)

GAMES SCORING

101 John Smith (9-28-75 to 10-2-83)

GAMES SCORING TD

5 Horace Ivory (10-22-78 to 11-19-78)
 Jimmy Colclough (11-11-62 to 12-9-62)

GAMES RUSHING TD

5 Horace Ivory (10-22-78 to 11-19-78)
 4 Jim Nance (11-27-66 to 12-18-66)
 Tony Collins (9-21-81 to 10-11-81)

GAMES RECEIVING TD

5 Jimmy Colclough (11-11-62 to 12-9-62)
 4 Stanley Morgan (9-21-86 to 10-12-86)
 Stanley Morgan (9-7-80 to 9-29-80)
 Art Graham (12-11-66 to 9-17-67)

GAMES PASSING TD

14 Babe Parilli (12-3-61 to 9-8-63)
 10 Babe Parilli (12-11-66 to 10-29-67)
 Mike Taliaferro (9-28-69 to 11-30-69)
 Tony Eason (11-24-85 to 10-5-86)

GAMES NONE INTERCEPTED

6 Tony Eason (9-7-86 to 10-26-86)

GAMES RECEPTIONS MADE

42 Jim Colclough (9-9-60 to 9-8-63)
 28 Stanley Morgan (12-1-85 to 11-29-87)

GAMES INTERCEPTIONS MADE

4 Mike Haynes (11-7-76 to 11-28-76)

FGs MADE

14 Tony Franklin (10-26-86 to 11-23-86)
 9 Tony Franklin (12-16-84 to 10-6-85), (10-7-84 to 11-4-84)

PATs MADE

105 Gino Cappelletti (12-8-63 to 12-18-66)
 79 John Smith (11-18-79 to 10-4-81)

GAMES FG MADE

17 Tony Franklin (11-24-85 to 11-23-86)
 12 Tony Franklin (10-7-84 to 9-8-85)

PASSING ATTEMPTS NONE INTERCEPTED

178 Tony Eason (12-22-85 to 10-26-86)
 141 Tony Eason (12-18-83 to 10-14-84)

PRO BOWL APPEARANCES

8 John Hannah (1979 to 1985)

RECEPTIONS MADE FOR TDs

3 Derrick Ramsey (11-18-84)
 Harold Jackson (9-9-79)

TEAM

MOST VICTORIES

7 Oct. 19, 1986 to Nov. 30, 1986
 Nov. 7, 1976 to Sept. 18, 1977
 Sept. 24, 1978 to Nov. 5, 1978

MOST SHUTOUT VICTORIES

2 vs. Miami, Dec. 12, 1982 and at Seattle Dec. 19, 1982



MOST VICTORIES AT HOME

10 Sept. 19, 1976 to Oct. 30, 1977

MOST VICTORIES ON ROAD

6 Oct. 19, 1986 to Dec. 22, 1986
Sept. 10, 1978 to Nov. 19, 1978

MOST LOSSES

14 Sept. 23, 1990 to --
9 Oct. 25, 1981 to Dec. 20, 1981
Oct. 8, 1972 to Dec. 3, 1972
Sept. 27, 1970 to Nov. 22, 1970

MOST LOSSES AT HOME

9 Dec. 3, 1989 to --
6 Nov. 3, 1974 to Sept. 28, 1975
Oct. 15, 1972 to Sept. 23, 1973
Sept. 27, 1970 to Dec. 13, 1970

MOST LOSSES ON ROAD

8 Sept. 13, 1981 to Dec. 20, 1981
Dec. 6, 1970 to Dec. 12, 1971
Oct. 6, 1968 to Oct. 26, 1969

MOST GAMES SCORING

125 Dec. 28, 1975 to Nov. 13, 1983

MOST QUARTERS PATRIOTS SCORELESS

8 Dec. 4, 1960 (at Buffalo) to Dec. 18, 1960 (at Houston)

MOST SHUTOUT QUARTERS ALLOWED

8 Dec. 12, 1982 (vs. Miami) to Dec. 19, 1982 (at Seattle)

MOST QUARTERS NOT ALLOWING A TD

10 Dec. 5, 1982 (at Chicago, 2nd half) thru Dec. 19, 1982
(at Seattle) (Shutout victories vs. Miami 12-12-82 and at
Seattle 12-19-82)

SERIES GAME PATRIOTS' VICTORIES

11 Buffalo Bills, Jan. 2, 1983 to Dec. 20, 1987

SERIES GAME PATRIOTS' LOSSES

9 New York Jets, Dec. 18, 1966 to Nov. 22, 1970



Andre Tippett, All-Time Sack Leader with 76



PATRIOTS ALL-TIME LEADERS

(ALL CAPS Indicate Active Patriots Players)

TOP 10 RUSHERS (Based On Rushing Yardage)

	<u>Name</u>	<u>Years</u>	<u>No.</u>	<u>Yards</u>	<u>Avg</u>	<u>Lg</u>	<u>TD</u>
1.	Sam Cunningham	(1973-79, 81-82)	1,385	5,453	3.9	75t	43
2.	Jim Nance	(1965-71)	1,323	5,323	4.0	65t	45
3.	Tony Collins	(1981-87)	1,191	4,647	3.9	54	32
4.	Don Calhoun	(1975-81)	820	3,391	4.1	73	23
5.	Larry Garron	(1960-68)	763	2,981	3.9	85t	14
6.	JOHN STEPHENS	(1988-)	753	2,809	3.7	52	13
7.	Craig James	(1984-88)	585	2,469	4.2	73	11
8.	Mosi Tatupu	(1978-90)	612	2,415	3.9	55	18
9.	Carl Garrett	(1969-72)	537	2,235	4.2	80t	15
10.	Steve Grogan	(1975-90)	445	2,164	4.9	49t	35

TOP 10 PASSERS (Based On Passing Yardage)

	<u>Name</u>	<u>Years</u>	<u>Att</u>	<u>Comp</u>	<u>Yds</u>	<u>Pct</u>	<u>TD</u>	<u>Int</u>
1.	Steve Grogan	(1975-90)	3,593	1,879	26,886	52.2	182	208
2.	Babe Parilli	(1961-67)	2,413	1,140	16,747	47.2	132	138
3.	Tony Eason	(1983-89)	1,500	876	10,732	58.4	60	48
4.	Jim Plunkett	(1971-75)	1,503	729	9,932	48.5	62	87
5.	Mike Taliaferro	(1968-70)	680	305	3,920	44.9	27	44
6.	Butch Songin	(1960-61)	604	285	3,905	47.2	36	24
7.	Matt Cavanaugh	(1978-82)	385	206	3,018	53.5	19	23
8.	Marc Wilson	(1989-90)	415	214	2,631	51.6	9	16
9.	Doug Flutie	(1987-89)	295	143	1,842	48.5	11	14
10.	Tom Yewcic	(1961-66)	206	87	1,374	42.2	12	12

TOP 10 RECEIVERS (Based On Number Of Receptions)

	<u>Name</u>	<u>Years</u>	<u>No</u>	<u>Yds.</u>	<u>Avg</u>	<u>Lg</u>	<u>TD</u>
1.	Stanley Morgan	(1977-89)	534	10,352	19.4	76t	67
2.	Gino Cappelletti	(1960-70)	292	4,589	15.7	63t	42
3.	Jim Colclough	(1960-68)	283	5,001	17.7	78t	39
4.	Tony Collins	(1981-87)	261	2,356	9.0	49	12
5.	IRVING FRYAR	(1984-)	240	3,921	16.3	80t	31
6.	Sam Cunningham	(1973-79, 81-82)	210	1,905	9.1	41	6
7.	Russ Francis	(1975-80, 87-88)	207	3,157	15.3	53	28
8.	Art Graham	(1963-68)	199	3,107	15.6	80t	20
9.	Cedric Jones	(1982-90)	191	2,703	14.2	65t	16
10.	Larry Garron	(1960-68)	185	2,502	13.5	92	26

TOP 10 SCORERS (Based On Total Points)

	<u>Name</u>	<u>Years</u>	<u>TD</u>	<u>IDR</u>	<u>IDP</u>	<u>Ret</u>	<u>FG</u>	<u>PAT</u>	<u>TP</u>
1.	Gino Cappelletti	(1960-70)	42	0	42	0	176	342	1,130
2.	John Smith	(1974-83)	0	0	0	0	128	308	692
3.	Tony Franklin	(1984-87)	0	0	0	0	93	163	442
4.	Stanley Morgan	(1977-89)	68	0	67	1	0	0	408
5.	Sam Cunningham	(1973-79, 81-82)	49	43	6	0	0	0	294
6.	Jim Nance	(1965-71)	46	45	1	0	0	0	276
7.	Tony Collins	(1981-87)	44	32	12	0	0	0	264
8.	Larry Garron	(1960-68)	42	14	26	2	0	0	252
9.	Jim Colclough	(1960-68)	39	0	39	0	0	0	238
10.	Steve Grogan	(1975-90)	36	35	0	1	0	0	216



TOP 10 INTERCEPTORS

(Based On Number Of Interceptions)

	<u>Name</u>	<u>Years</u>	<u>No.</u>	<u>Yds.</u>	<u>Avg.</u>	<u>Lg</u>	<u>TD</u>
1.	Raymond Clayborn	(1977-89)	36	555	15.4	85	1
2.	Ron Hall	(1961-67)	29	476	16.4	87	1
	ROLAND JAMES	(1980-)	29	383	13.2	46	0
4.	Mike Haynes	(1976-82)	28	393	14.0	50	1
5.	FRED MARION	(1982-)	27	424	15.7	83	1
6.	Nick Buoniconti	(1962-68)	24	223	9.3	41	0
7.	RONNIE LIPPETT	(1984-)	22	393	17.9	73	2
8.	Don Webb	(1961-70)	21	366	17.4	59	2
9.	Ron Bolton	(1972-75)	18	116	6.4	56	0
10.	Steve Nelson	(1974-87)	17	226	13.3	37	0
	Tim Fox	(1976-81)	17	215	12.7	29	0

TOP 10 PUNT RETURNERS

(Based on Return Yardage)

	<u>Name</u>	<u>Years</u>	<u>No.</u>	<u>FC</u>	<u>Yds.</u>	<u>Avg</u>	<u>LG</u>	<u>TD</u>
1.	IRVING FRYAR	(1984-)	204	66	2,045	6.7	85t	3
2.	Mike Haynes	(1976-81)	111	8	1,159	10.4	89t	2
3.	Stanley Morgan	(1977-89)	92	32	960	10.4	80t	1
4.	Mack Herron	(1973-75)	74	14	888	12.0	66	0
5.	Ricky Smith	(1982-83)	54	20	537	9.9	55	0
6.	Carl Garrett	(1969-72)	43	2	487	11.3	62	0
7.	ROLAND JAMES	(1980-)	42	8	400	9.5	75t	1
8.	Ron Burton	(1960-65)	56	0	389	6.9	62	0
9.	Bob Suci	(1963)	25	0	233	9.3	22	0
10.	Billy Johnson	(1966-68)	23	9	195	8.6	52	0

TOP 10 KICKOFF RETURNERS

(Based on Return Yardage)

	<u>Name</u>	<u>Years</u>	<u>No.</u>	<u>Yds.</u>	<u>Avg</u>	<u>LG</u>	<u>TD</u>
1.	Larry Garron	(1960-67)	89	2,299	25.8	95t	2
2.	Stephen Starring	(1983-87)	107	2,259	21.1	53	0
3.	Carl Garrett	(1969-72)	92	2,251	24.5	63	0
4.	SAMMY MARTIN	(1988-)	80	1,834	22.9	95t	1
5.	Mack Herron	(1973-75)	71	1,796	25.3	92t	1
6.	Raymond Clayborn	(1977-89)	57	1,538	27.0	101t	3
7.	Ricky Smith	(1982-84)	67	1,505	22.5	98t	1
8.	Jay Cunningham	(1965-67)	64	1,372	21.4	45	0
9.	Tony Collins	(1981-87)	66	1,335	20.2	46	0
10.	Horace Ivory	(1978-81)	45	1,191	26.5	98t	1

TOP 10 PUNTERS

(Based on Number of Punts)

	<u>Name</u>	<u>Years</u>	<u>No.</u>	<u>Yds</u>	<u>Avg</u>	<u>LG</u>	<u>BLK</u>
1.	Rich Camarillo	(1981-87)	468	19,922	42.6	76	4
2.	Tom Yewcic	(1961-66)	377	14,553	38.6	70	9
3.	Tom Janik	(1969-71)	243	9,516	39.2	58	1
4.	Mike Patrick	(1975-78)	222	8,481	38.2	64	0
5.	Jeff Feagles	(1988-89)	154	5,874	38.1	74	1
6.	Terry Swanson	(1967-68)	127	5,081	40.0	62	2
7.	Bruce Barnes	(1973-74)	100	3,738	37.4	53	0
8.	Brian Hansen	(1990)	90	3,752	41.7	69	2
9.	Eddie Hare	(1979)	83	3,038	36.6	58	1
10.	Mike Hubach	(1980-81)	82	3,118	38.0	69	0



LONGEST PLAYS

RUSHING

PLAYERS	Yds.	OPPONENT	DATE
1. Larry Garron	85t	vs. Buffalo	Oct. 22, 1961
2. Carl Garrett	80t	vs. Miami	Nov. 9, 1969
3. Robert Weathers	77t	vs. Baltimore	Sept. 4, 1983
Ron Burton	77t	at Denver	Oct. 23, 1960
5. Sam Cunningham	75t	at Buffalo	Oct. 20, 1974

PASS PLAYS

PLAYERS	Yds.	OPPONENT	DATE
1. Tony Eason to Craig James	90t	at Chicago	Sept. 15, 1985
2. Jim Plunkett to Randy Vataha	88t	at Baltimore	Dec. 19, 1971
3. Tom Sherman to Jim Whalen	87t	at NY Jets	Oct. 27, 1968
4. Babe Parilli to Art Graham	80t	at Houston	Nov. 29, 1964
Jim Plunkett to Carl Garrett	80t	vs. Buffalo	Nov. 14, 1971
Doug Flutie to Irving Fryar	80t	vs. Chicago	Oct. 30, 1988

KICKOFF RETURNS

PLAYERS	Yds.	OPPONENT	DATE
1. Raymond Clayborn	101t	at Baltimore	Dec. 18, 1977
2. Raymond Clayborn	100t	at NY Jets	Oct. 2, 1977
3. Allan Carter	99t	at Baltimore	Dec. 21, 1975
4. Ricky Smith	98t	vs. NY Jets	Sept. 19, 1982
Horace Ivory	98t	at Baltimore	Oct. 19, 1980

PUNT RETURNS

PLAYER	Yds.	OPPONENT	DATE
1. Mike Haynes	89t	vs. Buffalo	Nov. 7, 1976
2. Irving Fryar	85t	at Buffalo	Sept. 22, 1985
3. Stanley Morgan	80t	vs. Baltimore	Nov. 18, 1979
4. Irving Fryar	77t	vs. Indianapolis	Nov. 10, 1985
5. Roland James	75t	vs. NY Jets	Nov. 2, 1980

INTERCEPTION RETURNS

PLAYER	Yds.	OPPONENT	DATE
1. Rick Sanford	99t	at Chicago	Dec. 5, 1982
2. Bob Suci	98t	vs. Houston	Nov. 1, 1963
3. Ron Hall	87t	at Denver	Sept. 18, 1966
4. Raymond Clayborn	85t	at Cleveland	Oct. 7, 1984
5. Fred Marion	83t	at Seattle	Nov. 17, 1985

PUNTS

PLAYER	Yds.	OPPONENT	DATE
1. Luke Prestridge	89	vs. Miami	Oct. 21, 1984
2. Bob Scarpito	87	at Denver	Sept. 29, 1968
3. Luke Prestridge	82	vs. NY Jets	Oct. 28, 1984
4. Rich Camarillo	76	vs. NY Jets	Sept. 19, 1982
5. Rich Camarillo	75	at Chicago	Sept. 15, 1985
Rich Camarillo	75	at Oakland	Nov. 1, 1981

FIELD GOALS

PLAYER	Yds.	OPPONENT	DATE
1. Gino Cappelletti	53	at NY Jets	Nov. 28, 1965
Jason Staurovsky	53	vs. Seattle	Oct. 7, 1990
2. Gino Cappelletti	51	vs. Denver	Nov. 20, 1964
Charlie Gogolak	51	at Miami	Oct. 17, 1971
4. John Smith	50	vs. Kansas City	Oct. 4, 1981
Tony Franklin	50	at Tampa Bay	Oct. 27, 1985
Tony Franklin	50	vs. Detroit	Dec. 8, 1985
Tony Franklin	50	vs. LA Raiders	Nov. 1, 1987
Teddy Garcia	50	at Minnesota	Sept. 11, 1988



LAST TIME IT HAPPENED

Regular Season

Overtime Game:

Patriots 23, Indianapolis 20 at Indianapolis on Oct. 29, 1989

Shutout:

By Patriots: Patriots 24, Indianapolis 0 at Foxboro on Nov. 22, 1987

By Opponent: Buffalo 14, Patriots 0 at Buffalo on Nov. 18, 1990

Kickoff Return For Touchdown:

By Patriots: Sammy Martin at Indianapolis, Nov. 27, 1988 (95 yards)

By Opponent: Joe Washington, Baltimore, Sept. 18, 1978 (90 yards)

Punt Return For Touchdown:

By Patriots: Irving Fryar vs. Atlanta, Nov. 2, 1986 (59 yards)

By Opponent: Paul Johns, Seattle, Sept. 16, 1984 (47 yards)

Interception Return For Touchdown:

By Patriots: Maurice Hurst vs. Buffalo, Nov. 19, 1989 (16 yards)

By Opponent: Jerry Gray, L.A. Rams, Dec. 24, 1989 (27 yards)

Fumble Return For Touchdown:

By Patriots: Brent Williams vs. Seattle on Oct. 7, 1990 (45 yards)

By Opponent: Sean McNanie, Buffalo, Dec. 20, 1987 (14 yards)

Opponent's Fumble Recovered In End Zone For Touchdown:

By Patriots: Johnny Remberth vs. Indianapolis, Sept. 7, 1986

By Opponent: Lyle Alzado, L.A. Raiders, Sept. 29, 1985

Blocked Punt:

By Patriots: Maurice Hurst at Pittsburgh, Dec. 9, 1990

By Opponent: Albert Lewis, Kansas City, Dec. 2, 1990

Blocked Punt Returned/Recovered For Touchdown:

By Patriots: Willie Scott vs. Indianapolis, Nov. 22, 1987 (3 yards)

By Opponent: Mark Higgs, Miami, Oct. 18, 1990 (19 yards)

Fake Field Goal Attempt:

By Patriots: at Seattle, Nov. 17, 1985 (Franklin 5-Yard Loss On Rush)

By Opponent: at Cincinnati, Sep. 23, 1990 (Holman 4-Yd. TD Pass from Johnson)

100-Yard Rushing Game:

By Patriots: John Stephens vs. Indianapolis, Dec. 3, 1989 (27-124-1)

By Opponent: Earnest Byner, Washington, Dec. 15, 1990 (39-149-1)

100-Yard Receiving Game:

By Patriots: Irving Fryar at Philadelphia, Nov. 4, 1990 (4-115-1)

By Opponent: Stephone Paige, Kansas City, Dec. 2, 1990 (7-151-1)

300-Yard Passing Game:

By Patriots: Steve Grogan vs. L.A. Rams, Dec. 24, 1989 (25-46-313-1)

By Opponent: Steve DeBerg, Kansas City, Dec. 2, 1990 (15-21-331-2)

4-Touchdown Passing Game:

By Patriots: Doug Flutie vs. Chicago, Oct. 30, 1988

By Opponent: Randall Cunningham, Philadelphia, Nov. 4, 1990

4 Field Goals In A Game:

By Patriots: Jason Staurovsky vs. Indianapolis, Dec. 3, 1989 (5 FGs)

Jason Staurovsky vs. Buffalo, Nov. 19, 1989 (4 FGs)

By Opponent: Scott Norwood, Buffalo, Nov. 23, 1986

Post-Season:

100-Yard Rushing Game:

By Patriots: Craig James at Miami, Jan. 12, 1986 (22-105-0)

By Opponent: Sammy Winder, Denver, Jan. 4, 1987 (9-102-0)

100-Yard Receiving Game:

By Patriots: Stanley Morgan at Denver, Jan. 4, 1987 (3-100-2)

By Opponent: Willie Gault, Chicago, Jan. 26, 1986 in Super Bowl XX (4-129-0)

300-Yard Passing Game:

By Patriots: Babe Parilli at Buffalo, Dec. 28, 1963 (300 yards)

By Opponent: None



YEAR-BY-YEAR LEADERS

RUSHING

YEAR	PLAYER	ATT.	YDS.	AVG.	LG	TD
1960	Alan Miller	101	416	4.2	33	1
1961	Billy Lott	100	461	4.7	38	5
1962	Ron Burton	134	548	4.0	59	2
1963	Larry Garron	179	750	4.1	47t	2
1964	Larry Garron	183	585	3.2	16	2
1965	Jim Nance	111	321	2.9	20	5
1966	Jim Nance	299	1458	4.9	65t	11
1967	Jim Nance	269	1216	4.5	53	7
1968	Jim Nance	177	593	3.4	30t	4
1969	Jim Nance	193	750	3.9	43	6
1970	Jim Nance	145	522	3.6	21	7
1971	Carl Garrett	181	784	4.3	38	1
1972	Josh Ashton	128	546	4.3	35	3
1973	Sam Cunningham	155	516	3.3	25	4
1974	Mack Herron	231	824	3.6	28	7
1975	Sam Cunningham	169	666	3.9	17	6
1976	Sam Cunningham	172	824	4.8	24	3
1977	Sam Cunningham	270	1015	3.8	31t	4
1978	Sam Cunningham	199	768	3.9	52t	8
1979	Sam Cunningham	159	563	3.5	27	5
1980	Vagas Ferguson	211	818	3.9	44	2
1981	Tony Collins	204	873	4.3	29	7
1982	Tony Collins	164	632	3.9	54	1
1983	Tony Collins	219	1049	4.8	50t	10
1984	Craig James	160	790	4.9	73	1
1985	Craig James	263	1227	4.7	65t	5
1986	Craig James	154	427	2.8	16	4
1987	Tony Collins	147	474	3.2	19	3
1988	John Stephens	297	1168	3.9	52	4
1989	John Stephens	244	833	3.4	35t	7
1990	John Stephens	212	808	3.8	26	2

PASSING

Year	Player	Att.	Comp	Pct.	Yds.	Int.	LG	TD
1960	Butch Songin	392	187	47.7	2476	15	78	22
1961	Butch Songin	212	98	46.2	1429	9	58t	14
1962	Babe Parilli	253	140	55.3	1988	8	67t	18
1963	Babe Parilli	337	153	45.4	2335	24	77t	13
1964	Babe Parilli	473	228	48.2	3465	27	80t	31
1965	Babe Parilli	426	173	40.6	2597	26	73t	18
1966	Babe Parilli	382	181	47.4	2721	20	63t	20
1967	Babe Parilli	344	161	46.8	2317	24	79t	19
1968	Tom Sherman	226	90	39.8	1199	16	87t	12
1969	Mike Taliaferro	331	160	48.3	2160	18	77	19
1970	Joe Kapp	219	98	44.7	1104	17	48	3
1971	Jim Plunkett	328	158	48.2	2158	16	88t	19
1972	Jim Plunkett	355	169	47.6	2196	25	62	8
1973	Jim Plunkett	376	193	51.3	2550	17	64	13
1974	Jim Plunkett	352	173	49.1	2457	22	69t	19
1975	Steve Grogan	274	139	50.7	1976	18	62t	11
1976	Steve Grogan	302	145	48.0	1903	20	58t	18
1977	Steve Grogan	305	160	52.5	2162	21	68	17
1978	Steve Grogan	362	181	50.0	2824	23	75t	15
1979	Steve Grogan	423	206	48.7	3286	20	63t	28
1980	Steve Grogan	306	175	57.2	2475	22	71	18
1981	Steve Grogan	216	117	54.2	1859	16	76t	7
	Matt Cavanaugh	219	115	52.5	1633	13	65	5
1982	Steve Grogan	122	66	54.1	930	4	62t	7
1983	Steve Grogan	303	168	55.4	2411	12	76t	15
1984	Tony Eason	431	259	60.1	3228	8	76t	23
1985	Tony Eason	299	168	56.2	2156	17	90t	11
1986	Tony Eason	448	276	61.6	3328	10	49	19
1987	Steve Grogan	161	93	57.8	1183	9	40	10
1988	Doug Flutie	179	92	51.4	1150	10	80t	8
1989	Steve Grogan	261	133	51.0	1697	9	55t	14
1990	Marc Wilson	265	139	52.5	1625	6	36	11



PUNTING

Year	Player	No.	Yds.	Avg.	Long
1960	Tom Greene	59	2235	37.9	66
1961	Tom Yewcic	62	2406	38.8	64
1962	Tom Yewcic	68	2634	38.7	56
1963	Tom Yewcic	73	2880	39.4	65
1964	Tom Yewcic	72	2787	38.7	63
1965	Tom Yewcic	76	3094	40.7	70
1966	Jim Fraser	53	2044	38.6	68
1967	Terry Swanson	65	2632	40.5	62
1968	Bob Scarpitto	34	1382	40.6	87
	Terry Swanson	62	2449	39.5	57
1969	Tom Janik	70	2903	41.5	56
1970	Tom Janik	86	3364	39.1	57
1971	Tom Janik	87	3249	37.3	58
1972	Pat Studstill	75	2859	38.1	57
1973	Bruce Barnes	55	2134	38.8	53
1974	Bruce Barnes	45	1604	35.6	50
1975	Mike Patrick	83	3223	38.8	62
1976	Mike Patrick	67	2688	40.1	52
1977	Mike Patrick	65	2354	36.2	64
1978	Jerrel Wilson	54	1921	35.6	57
1979	Eddie Hare	83	3038	36.6	58
1980	Mike Hubach	63	2392	38.0	69
1981	Rich Camarillo	47	1959	41.7	75
1982	Rich Camarillo	49	2140	43.7	76
1983	Rich Camarillo	81	3615	44.6	70
1984	Rich Camarillo	48	2020	42.1	61
1985	Rich Camarillo	92	3953	43.0	75
1986	Rich Camarillo	89	3746	42.1	64
1987	Rich Camarillo	62	2489	40.1	73
1988	Jeff Feagles	91	3482	38.3	74
1989	Jeff Feagles	64	2392	37.4	64
1990	Brian Hansen	90	3752	41.7	69

PUNT RETURNS

Year	Player	No.	Yds.	Avg.	LG	TD
1960	Billy Wells	12	66	4.6	16	0
1961	Fred Bruney	23	109	4.7	11	0
1962	Ron Burton	21	122	5.8	22	0
1963	Bob Suci	25	233	9.3	22	0
1964	Dave Cloutier	20	136	6.8	40	0
1965	Ron Burton	15	61	4.1	12	0
1966	Tom Hennessey	7	39	5.6	11	0
1967	Jay Cunningham	17	105	6.2	44	0
	Joe Bellino	15	129	8.6	18	0
1968	Willie Porter	22	135	6.1	24	0
1969	Carl Garrett	12	159	13.3	45	0
1970	Carl Garrett	17	168	9.9	62	0
1971	Carl Garrett	8	124	15.5	50	0
1972	Carl Garrett	6	36	6.0	27	0
1973	Mack Herron	27	282	10.8	54	0
1974	Mack Herron	35	517	14.8	66	0
1975	Darryl Stingley	15	113	7.5	29	0
1976	Mike Haynes	45	608	13.5	89t	2
1977	Stanley Morgan	16	220	13.8	53	0
	Mike Haynes	24	200	8.3	46	0
1978	Stanley Morgan	32	335	10.5	48	0
1979	Stanley Morgan	29	289	10.0	80t	1
1980	Roland James	33	331	10.0	75t	1
1981	Stanley Morgan	15	116	7.7	26	0
1982	Ricky Smith	16	139	8.7	19	0
1983	Ricky Smith	38	398	10.5	55	0
1984	Irving Fryar	36	347	9.6	55	0
1985	Irving Fryar	37	520	14.1	85t	2
1986	Irving Fryar	35	336	10.5	59t	1
1987	Irving Fryar	18	174	9.7	36	0
1988	Irving Fryar	38	398	10.5	30	0
1989	Sammy Martin	19	164	8.6	28	0
1990	Irving Fryar	28	133	4.8	17	0



KICKOFF RETURNS

Year	Player	No.	Yds.	Avg.	LG	TD
1960	Dick Christy	24	617	25.7	46	0
1961	Larry Garron	16	438	27.4	89	1
1962	Larry Garron	24	686	28.5	95t	1
1963	Larry Garron	28	693	24.7	58	0
1964	J.D. Garrett	32	749	23.4	42	0
1965	Jay Cunningham	17	374	22.0	45	0
1966	Joe Bellino	18	410	22.8	43	0
1967	Jay Cunningham	30	627	20.0	41	0
1968	Willie Porter	36	812	22.6	61	0
1969	Carl Garrett	28	792	28.3	63	0
1970	Odell Lawson	25	546	21.8	52	0
1971	Carl Garrett	24	538	22.4	37	0
1972	Carl Garrett	16	410	25.6	49	0
1973	Mack Herron	41	1092	26.6	92t	1
1974	Mack Herron	28	629	18.0	62	0
1975	Allen Carter	32	879	27.5	99t	1
1976	Jess Phillips	14	397	28.4	71	0
1977	Raymond Clayborn (NFL Leader)	28	869	31.0	101t	3
1978	Raymond Clayborn	27	636	23.6	60	0
1979	Allan Clark	37	816	22.1	38	0
1980	Horace Ivory (NFL Leader)	36	992	27.6	98t	1
1981	Tony Collins	39	773	18.3	32	0
1982	Ricky Smith	24	567	23.6	98t	1
1983	Ricky Smith	42	916	21.8	53	0
1984	Tony Collins	26	544	20.9	46	0
1985	Stephen Starring	48	1012	21.1	53	0
1986	Stephen Starring	36	802	22.3	52	0
1987	Stephen Starring	23	445	19.3	43	0
1988	Sammy Martin	31	735	23.7	95t	1
1989	Sammy Martin	24	584	24.3	38	0
1990	Sammy Martin	25	515	20.6	38	0

PASS INTERCEPTIONS

Year	Player	No.	Yds.	Avg.	LG	TD
1960	Gino Cappelletti	4	68	17.0	24	0
1961	Don Webb	5	153	30.6	59	2
1962	Ross O'Hanley	5	83	16.6	28	0
1963	Bob Suci	8	294	36.7	98	2
1964	Ron Hall	1	148	13.5	50	0
1965	Ron Hall	3	35	11.7	29	0
1966	Ron Hall	6	159	26.5	87	0
1968	Leroy Mitchell	7	41	5.9	20	0
1969	Larry Carwell	4	114	28.5	38	0
1970	Daryl Johnson	2	51	25.5	42	0
1971	Larry Carwell	5	72	14.4	53t	1
1972	Honor Jackson	4	133	33.3	55	0
1973	Ron Bolton	6	65	10.8	56	0
1974	Ron Bolton	7	18	2.6	10	0
1975	Ron Bolton	5	33	6.6	15	0
1976	Mike Haynes	8	90	11.3	28	0
1977	Mike Haynes	5	54	10.8	22	0
1978	Mike Haynes	6	123	20.5	50	1
1979	Ray Clayborn	5	56	11.2	27	0
1980	Ray Clayborn	5	87	17.4	29	0
1981	Rick Sanford	3	28	9.3	21	0
	Tim Fox	3	20	6.7	20	0
1982	Mike Haynes	4	26	6.5	26	0
1983	Rick Sanford	7	24	3.4	16	0
1984	Ray Clayborn	3	102	34.0	85	0
1985	Fred Marion	7	189	27.0	83	0
1986	Ronnie Lippett	8	76	9.5	43	0
1987	Fred Marion	4	53	13.3	25	0
1988	Raymond Clayborn	4	65	16.3	31	0
	Fred Marion	4	47	11.8	22	0
	Roland James	4	30	7.5	22	0
1989	Maurice Hurst	5	31	6.2	16t	1
1990	Maurice Hurst	4	61	15.3	36	0
	Ronnie Lippett	4	94	23.5	73	0
	Fred Marion	4	17	4.3	16	0



SCORING

Year	Player	TD	PAT	FG	Total
1960	Gino Cappelletti	0	36	8	60
1961	Gino Cappelletti	8	48	17	147
1962	Gino Cappelletti	5	38	20	128
1963	Gino Cappelletti	2	35	22	113
1964	Gino Cappelletti	7	38	25	155
1965	Gino Cappelletti	9	27	17	132
1966	Gino Cappelletti	6	35	16	119
1967	Gino Cappelletti	3	29	16	95
1968	Gino Cappelletti	2	26	15	83
1969	Gino Cappelletti	0	26	14	68
1970	Jim Nance	7	0	0	42
1971	Charlie Gogolak	0	28	12	64
1972	Carl Garrett	5	0	0	30
1973	Jeff White	0	21	14	63
1974	John Smith	0	42	16	90
1975	John Smith	0	33	9	60
1976	John Smith	0	42	15	87
1977	John Smith	0	33	15	78
1978	Horace Ivory	11	0	0	66
1979	John Smith (NFL Leader)	0	46	23	115
1980	John Smith (NFL Leader)	0	51	26	129
1981	John Smith	0	37	15	82
1982	John Smith	0	6	5	21
1983	Tony Collins	10	0	0	60
1984	Tony Franklin	0	42	22	108
1985	Tony Franklin	0	40	24	112
1986	Tony Franklin	0	44	32	140
1987	Tony Franklin	0	37	15	82
1988	Robert Perryman	6	0	0	36
1989	Greg Davis	0	13	16	61
1990	Jason Staurovsky	0	19	16	67

PASS RECEPTIONS

Year	Player	No.	Yds.	Avg.	LG	TD
1960	Jim Colclough	49	666	13.6	61	9
1961	Gino Cappelletti	45	768	17.1	53	8
1962	Jim Colclough	40	868	21.7	78t	10
1963	Jim Colclough	42	793	18.8	56t	3
1964	Gino Cappelletti	49	865	17.7	58t	7
1965	Jim Colclough	40	677	16.9	41	3
1966	Art Graham	51	673	13.2	42	4
1967	Art Graham	41	606	14.8	79t	4
1968	Jim Whalen	47	718	15.3	87t	7
1969	Carl Garrett	29	267	9.2	34	2
1970	Ron Sellers	38	550	14.5	48	4
1971	Randy Vataha	51	872	17.1	88t	9
1972	Reggie Rucker	44	681	15.5	62	3
1973	Reggie Rucker	53	743	14.0	64	3
1974	Mack Herron	38	474	12.5	18	5
1975	Randy Vataha	46	720	15.7	47	6
1976	Andy Johnson	29	343	11.8	53	4
1977	Sam Cunningham	42	370	8.8	35	1
1978	Russ Francis	39	543	13.9	53	4
1979	Harold Jackson	45	1013	22.5	59	7
	Stanley Morgan	44	1002	22.8	63t	12
1980	Stanley Morgan	45	991	22.0	71	6
1981	Don Hasselbeck	46	808	17.6	51	6
	Stanley Morgan	44	1029	23.4	76t	6
1982	Stanley Morgan	28	584	20.9	75t	3
1983	Stanley Morgan	58	863	14.9	50t	2
1984	Derrick Ramsey	66	792	12.0	34	7
1985	Tony Collins	52	549	10.6	49	2
1986	Stanley Morgan	84	1491	17.8	44t	10
1987	Tony Collins	44	347	7.9	29	3
1988	Reggie Dupard	34	232	6.8	15	0
1989	Eric Sievers	54	615	11.4	46	0
1990	Irving Fryar	54	856	15.9	56	4



PRESEASON STANDINGS

<u>Team</u>	<u>W</u>	<u>L</u>	<u>T</u>	<u>Pct.</u>	<u>PF</u>	<u>PA</u>	<u>Attendance</u>
Atlanta	5	5	0	.500	236	246	391,289
Buffalo	6	7	0	.462	191	201	211,895
Chicago	1	0	0	1.000	27	17	50,892
Cincinnati	1	2	0	.333	52	53	71,609
Cleveland	1	1	0	.500	48	40	78,712
Dallas	0	1	0	.000	21	36	50,118
Denver	2	5	0	.286	162	155	191,712
Detroit	1	2	0	.333	64	86	106,000
Green Bay	4	2	0	.667	129	88	252,644
Houston	0	5	0	.000	57	133	138,729
Indianapolis	0	1	0	.000	3	33	29,313
Kansas City	3	2	0	.600	112	85	128,294
LA Raiders	5	5	1	.500	245	214	384,161
LA Rams	3	4	0	.429	127	132	360,655
Miami	1	1	0	.500	19	30	33,003
Minnesota	2	1	0	.667	84	54	121,370
New Orleans	3	3	0	.500	116	120	252,495
NY Giants	3	7	0	.300	143	204	421,486
NY Jets	2	10	0	.167	129	298	238,110
Philadelphia	4	6	0	.400	182	183	378,475
Phoenix	1	0	0	1.000	21	16	22,739
Pittsburgh	1	4	0	.200	66	122	228,715
San Diego	2	3	0	.400	101	145	110,526
San Francisco	0	2	0	.000	22	37	69,728
Seattle	1	1	0	.500	40	42	105,693
Tampa Bay	1	2	0	.333	48	101	165,959
Washington	5	4	0	.556	212	197	315,469
TOTALS	58	86	1	.403	2677	3070	4,899,791

PRESEASON RESULTS

<u>Date</u>	<u>Site (Attendance)</u>	<u>Score</u>
1960	(4-1-0)	
7/30	at Buffalo (16,000)	Patriots 28, Bills 7
8/5	at Providence (4,706)	Patriots 43, Broncos 6
8/14	at Boston (11,000)	Texans 24, Patriots 14
8/21	at Worcester, Mass. (7,500)	Patriots 21, Bills 7
8/28	at Amherst, Mass. (4,000)	Patriots 28, Raiders 14
1961	(3-1-0)	
8/10	at Boston (15,387)	Patriots 14, Titans 3
8/19	at Philadelphia (73,916)	Titans 17, Patriots 7
8/25	at Providence (4,762)	Patriots 28, Bills 10
9/1	at Buffalo (9,022)	Patriots 15, Bills 12
1962	(2-3-0)	
8/11	at Providence (9,000)	Raiders 21, Patriots 20
8/15	at Buffalo (22,112)	Patriots 12, Bills 7
8/18	at New Orleans (31,000)	Oilers 20, Patriots 10
8/25	at Lowell, Mass. (11,118)	Patriots 17, Titans 10
9/1	at Boston (8,783)	Bills 7, Patriots 6
1963	(0-5-0)	
8/4	at Oakland (9,721)	Raiders 24, Patriots 17
8/10	at San Diego (16,427)	Chargers 50, Patriots 17
8/14	at Lowell, Mass. (9,387)	Oilers 21, Patriots 20
8/24	at Buffalo (17,697)	Bills 24, Patriots 14
9/1	at New Brunswick, N.J. (12,500)	Jets 22, Patriots 20
1964	(0-5-0)	
8/9	at Boston (20,087)	Oilers 38, Patriots 7
8/18	at Lowell, Mass. (6,390)	Jets 23, Patriots 7
8/22	at New Brunswick, N.J. (11,500)	Jets 21, Patriots 20
8/28	at Buffalo (12,566)	Bills 24, Patriots 14
9/5	at Denver (20,568)	Broncos 27, Patriots 17
1965	(0-5-0)	
8/8	at Boston (23,674)	Bills 23, Patriots 0
8/13	at Allentown, Pa. (18,000)	Jets 26, Patriots 16
8/21	at Houston (30,142)	Oilers 27, Patriots 6
8/28	at Norfolk, Va. (9,217)	Jets 17, Patriots 0
9/4	at Kansas City (15,157)	Chiefs 34, Patriots 7



Date	Site (Attendance)	Score
1978		
8/ 5	at Los Angeles (60,134)	Patriots 14, Rams 7
8/12	at Oakland (53,335)	Patriots 21, Raiders 7
8/20	at Foxboro (39,043)	Patriots 24, Chiefs 7
8/27	at Foxboro (42,696)	Patriots 21, Browns 10
1979	(2-2-0)	
8/ 4	at Atlanta (59,725)	Patriots 37, Falcons 14
8/12	at Foxboro (44,955)	Rams 15, Patriots 3
8/19	at Foxboro (45,518)	Patriots 35, Raiders 14
8/24	at Denver (75,103)	Broncos 20, Patriots 17 (OT)
1980	(1-3-0)	
8/11	at Anaheim (66,656)	Patriots 35, Rams 31
8/16	at Oakland (41,649)	Raiders 31, Patriots 29
8/24	at Foxboro (45,207)	Eagles 23, Patriots 17
8/29	at Seattle (64,759)	Seahawks 30, Patriots 23
1981	(4-0-0)	
8/10	at Anaheim (69,006)	Patriots 34, Rams 21
8/15	at Tampa, Fla. (66,553)	Patriots 17, Bucs 16
8/22	at Foxboro (43,032)	Patriots 23, Raiders 21
8/30	at Foxboro (44,078)	Patriots 19, Redskins 10
1982	(1-3-0)	
8/14	at Knoxville, Tenn. (93,251)	Steelers 24, Patriots 20
8/20	at Philadelphia (56,431)	Eagles 14, Patriots 7
8/28	at Dallas (50,118)	Cowboys 36, Patriots 21
9/ 4	at Foxboro (39,888)	Patriots 41, Packers 27
1983	(0-4-0)	
8/ 6	at Knoxville, Tenn. (42,816)	Steelers 27, Patriots 16
8/14	at San Francisco (50,043)	49ers 17, Patriots 15
8/20	at Los Angeles (40,190)	Rams 13, Patriots 7
8/26	at Tampa Bay (52,108)	Buccaneers 41, Patriots 21
1984	(2-2-0)	
8/ 3	at Foxboro (34,751)	Giants 48, Patriots 20
8/11	at Buffalo (19,578)	Bills 23, Patriots 13
8/17	at Washington (35,932)	Patriots 31, Redskins 27
8/24	at Foxboro (22,721)	Patriots 36, Chiefs 7
1985	(1-3-0)	
8/10	at Foxboro (27,014)	Saints 32, Patriots 20
8/17	at Kansas City (35,162)	Patriots 31, Chiefs 13
8/23	at Washington (50,538)	Redskins 37, Patriots 36
8/31	at Los Angeles (39,911)	Rams 14, Patriots 13
1986	(4-1-0)	
8/ 2	at Canton, Ohio (22,739)	Patriots 21, Cardinals 16
8/10	at Foxboro (37,335)	Patriots 18, Redskins 7
8/16	at New Orleans (54,364)	Patriots 38, Saints 34
8/22	at Los Angeles (44,352)	Raiders 24, Patriots 10
8/30	at Green Bay (50,642)	Patriots 16, Packers 9
1987	(2-2-0)	
8/16	at Foxboro (50,014)	Giants 19, Patriots 17
8/23	at Foxboro (38,734)	Eagles 19, Patriots 13 (OT)
8/29	at Minneapolis (49,339)	Patriots 38, Vikings 27
9/ 4	at Jacksonville, Fla. (52,508)	Patriots 14, Falcons 13
1988	(1-3-0)	
8/ 6	at Foxboro (32,949)	Falcons 34, Patriots 30
8/13	at Memphis (48,113)	Oilers 27, Patriots 14
8/20	at Philadelphia (41,502)	Patriots 24, Eagles 21
8/26	at Foxboro (30,941)	Bengals 27, Patriots 21
1989	(2-2-0)	
8/12	at Foxboro (32,398)	Giants 20, Patriots 17
8/19	at St. Louis (48,746)	Patriots 17, Seahawks 12
8/26	at Atlanta (21,118)	Patriots 23, Falcons 7
9/ 1	at Foxboro (26,549)	Packers 16, Patriots 0
1990	(0-4-0)	
8/ 9	at Montreal (26,869)	Steelers 30, Patriots 14
8/18	at Jacksonville (51,066)	Buccaneers 44, Patriots 10
8/24	at Foxboro (23,768)	Bengals 13, Patriots 10
8/31	at Foxboro (24,106)	Falcons 45, Patriots 14
Thirty-one-year record: 57-91-1 (.389)		



ALL-TIME SERIES STANDINGS

(Includes Regular Season and Playoff Games)

Team	W	L	T	Pct.	PF	PA
Atlanta	3	3	0	.500	111	124
Buffalo	33	28	1	.540	1,230	1,205
Chicago	3	3	0	.500	100	116
Cincinnati	7	5	0	.583	207	278
Cleveland	2	7	0	.222	136	195
Dallas	0	6	0	.000	117	173
Denver	12	15	0	.444	594	614
Detroit	2	2	0	.500	64	87
Green Bay	2	2	0	.500	76	116
Houston	16	14	1	.533	731	636
Indianapolis	23	18	0	.560	952	787
Kansas City	7	12	3	.368	388	551
Los Angeles Raiders	13	13	1	.508	585	682
Los Angeles Rams	3	2	0	.600	85	66
Miami	21	29	0	.420	980	1,139
Minnesota	2	2	0	.500	64	108
New Orleans	5	1	0	.833	134	91
New York Giants	1	3	0	.250	48	66
New York Jets	27	34	1	.443	1,421	1,423
Philadelphia	2	5	0	.285	132	166
Phoenix/St. Louis	1	5	0	.167	77	155
Pittsburgh	3	7	0	.300	173	236
San Diego	13	12	2	.520	595	567
San Francisco	1	5	0	.167	108	163
Seattle	6	4	0	.600	215	193
Tampa Bay	3	0	0	1.000	73	31
Washington	1	4	0	.200	80	114
PATRIOTS TOTALS	212	241	9	.467	9,586	10,113

REGULAR SEASON RESULTS

1960 (Fourth in AFL-East, 5-9-0) Head Coach: Lou Saban

Date	Score	Opponent	Margin	Result	Record	Attendance
9/09	10-13	Denver	-3	L	0-1	21,597
9/16	28-24	at New York	+4	W	1-1	19,200
9/23	0-13	Buffalo	-13	L	1-2	20,732
10/08	35-0	at Los Angeles	+35	W	2-2	18,226
10/16	14-27	Oakland (at S.F.)	-13	L	2-3	11,500
10/23	24-31	at Denver	-7	L	2-4	12,683
10/28	16-45	Los Angeles	-29	L	2-5	13,988
11/04	34-28	Oakland	+6	W	3-5	8,446
11/11	38-21	New York	+27	W	4-5	11,653
11/18	42-14	Dallas	+28	W	5-5	14,721
11/25	10-24	Houston	-14	L	5-6	27,123
12/04	14-38	at Buffalo	-24	L	5-7	14,335
12/11	0-34	at Dallas	-34	L	5-8	12,000
12/18	21-37	at Houston	-16	L	5-9	22,352
Total	286-349					228,556

NOTE: All home games played at Boston University Field.

1961 (Second in AFL-East, 9-4-1)

Head Coach: Lou Saban (2-3-0), Mike Holovak (7-1-1)

Date	Score	Opponent	Margin	Result	Record	Attendance
9/09	20-21	New York	-1	L	0-1	16,683
9/16	45-17	Denver	+28	W	1-1	14,479
9/23	23-21	at Buffalo	+2	W	2-1	21,504
10/01	30-37	at New York	-7	L	2-2	15,189
10/07	27-38	San Diego	-11	L	2-3	17,748
10/13	31-31	Houston	0	T	2-3-1	15,070
10/22*	52-21	Buffalo	+31	W	3-3-1	9,398
10/29	18-17	at Dallas	+1	W	4-3-1	20,500
11/03	28-21	Dallas	+6	W	5-3-1	25,063
11/12	15-27	at Houston	-12	L	5-4-1	35,649
11/17	20-17	Oakland	+3	W	6-4-1	17,169
12/03	28-24	at Denver	+4	W	7-4-1	9,303
12/09	35-21	Oakland (at S.F.)	+14	W	8-4-1	6,500
12/17	41-0	at San Diego	+41	W	9-4-1	21,339
Total	413-313					245,594

* Hurricane threat postponed this originally scheduled night game from Oct. 20.

NOTE: All home games played at Boston University Field.

**1962 (Second in AFL-East, 9-4-1) Head Coach: Mike Holovak**

Date	Score	Opponent	Margin	Result	Record	Attendance
9/08	28-42	at Dallas	-14	L	0-1	32,000
9/16	34-21	Houston	+13	W	1-1	32,276
9/21	41-16	Denver	+25	W	2-1	21,038
10/06	43-14	at New York	+29	W	3-1	14,412
10/12	7-27	Dallas	-20	L	3-2	23,874
10/19	24-20	San Diego	+4	W	4-2	20,888
10/26	26-16	Oakland	+10	W	5-2	12,514
11/03	28-28	at Buffalo	0	T	5-2-1	33,247
11/11	33-29	at Denver	+4	W	6-2-1	28,187
11/18	17-21	at Houston	-4	L	6-3-1	35,250
11/23	21-10	Buffalo	+11	W	7-3-1	20,021
11/30	24-17	New York	+7	W	8-3-1	20,015
12/09	20-14	at San Diego	+6	W	9-3-1	19,887
12/16	0-20	at Oakland	-20	L	9-4-1	8,000
Total	346-295					321,609

NOTE: All home games played at Boston University Field with exception of 9/16 game vs Houston which was played at Harvard Stadium.

1963 (First in AFL-East, 7-6-1) Head Coach: Mike Holovak

Date	Score	Opponent	Margin	Result	Record	Attendance
9/08	38-14	New York	+24	W	1-0	24,120
9/14	13-17	at San Diego	-4	L	1-1	26,097
9/22	20-14	at Oakland	+6	W	2-1	17,131
9/29	10-14	at Denver	-4	L	2-2	18,636
10/05	24-31	at New York	-7	L	2-3	16,769
10/11	20-14	Oakland	+6	W	3-3	26,494
10/18	40-21	Denver	+19	W	4-3	25,418
10/26	21-28	at Buffalo	-7	L	4-4	29,243
11/01	45-3	Houston	+42	W	5-4	31,185
11/10	6-7	San Diego	-1	L	5-5	28,402
11/17	24-24	Kansas City	0	T	5-5-1	17,270
12/01	17-7	Buffalo	+10	W	6-5-1	16,981
12/08	46-28	at Houston	+18	W	7-5-1	23,462
12/14	3-35	at Kansas City	-32	L	7-6-1	12,598
Total	327-257					313,806

EASTERN DIVISION CHAMPIONSHIP

12/28	26-8	at Buffalo	+18	W		33,044
-------	------	------------	-----	---	--	--------

AFL CHAMPIONSHIP

1/05	10-51	at San Diego	-41	L		31,270
------	-------	--------------	-----	---	--	--------

G.Total 363-316 378,120

NOTE: All home games played at Fenway Park with exception of 9/8 vs New York which was played at Boston College Alumni Stadium.

1964 (Second AFL-East, 10-3-1) Head Coach: Mike Holovak

Date	Score	Opponent	Margin	Result	Record	Attendance
9/13	17-14	at Oakland	+3	W	1-0	21,126
9/20	33-28	at San Diego	+5	W	2-0	20,568
9/27	26-10	New York	+16	W	3-0	22,716
10/04	39-10	at Denver	+29	W	4-0	15,485
10/09	17-26	San Diego	-9	L	4-1	35,006
10/16	43-43	Oakland	0	T	4-1-1	23,279
10/23	24-7	Kansas City	+17	W	5-1-1	27,400
10/31	14-35	at New York	-21	L	5-2-1	45,033
11/06	25-24	Houston	+1	W	6-2-1	28,161
11/15	36-28	at Buffalo	+8	W	7-2-1	42,308
11/20	12-7	Denver	+5	W	8-2-1	24,979
11/29	34-17	at Houston	+17	W	9-2-1	17,560
12/06	31-24	at Kansas City	+7	W	10-2-1	13,166
12/20	14-24	Buffalo	-10	L	10-3-1	38,021
Total	365-297					374,898

NOTE: All home games played at Fenway Park with exception of 9/27 vs. New York which was played at Boston College Alumni Stadium.

1965 (Third in AFL-East, 4-8-2) Head Coach: Mike Holovak

Date	Score	Opponent	Margin	Result	Record	Attendance
9/11	7-24	at Buffalo	-17	L	0-1	45,502
9/19	10-31	at Houston	-21	L	0-2	32,445
9/24	10-27	Denver	-17	L	0-3	26,782
10/03	17-27	at Kansas City	-10	L	0-4	26,773
10/08	10-24	Oakland	-14	L	0-5	24,824
10/17	13-13	San Diego	0	T	0-5-1	20,924
10/24	21-30	at Oakland	-9	L	0-6-1	20,858
10/31	22-6	at San Diego	+16	W	1-6-1	33,366
11/07	7-23	Buffalo	-16	L	1-7-1	24,415
11/14	20-30	New York	-10	L	1-8-1	18,589
11/21	10-10	Kansas City	0	T	1-8-2	13,056
11/28	27-23	at New York	+4	W	2-8-2	59,334
12/12	28-20	at Denver	+8	W	3-8-2	27,207
12/18	42-14	Houston	+28	W	4-8-2	14,508
Total	244-302					388,583

NOTE: All home games played at Fenway Park.



1966 (Second in AFL-East, 8-4-2) Head Coach: Mike Holovak

Date	Score	Opponent	Margin	Result	Record	Attendance
9/10	0-24	at San Diego	-24	L	0-1	29,539
9/18	24-10	at Denver	+14	W	1-1	25,337
9/25	24-43	Kansas City	-19	L	1-2	22,641
10/02	24-24	New York	0	T	1-2-1	27,255
10/08	20-10	at Buffalo	+10	W	2-2-1	45,542
10/23	35-17	San Diego	+18	W	3-2-1	32,371
10/30	24-21	Oakland	+3	W	4-2-1	26,941
11/06	10-17	Denver	-7	L	4-3-1	18,154
11/13	27-21	Houston	+6	W	5-3-1	23,426
11/20	27-27	at Kansas City	0	T	5-3-1	41,475
11/27	20-14	at Miami	+6	W	6-3-2	22,754
12/04	14-03	Buffalo	+11	W	7-3-2	39,350
12/11	38-14	at Houston	+24	W	8-3-2	17,100
12/18	28-38	at New York	-10	L	8-4-2	58,921
Total	315-283					430,806

NOTE: All home games played at Fenway Park.

1967 (Fifth in AFL-East, 3-10-1) Head Coach: Mike Holovak

Date	Score	Opponent	Margin	Result	Record	Attendance
9/03	21-26	at Denver	-5	L	0-1	35,488
9/09	14-28	at San Diego	-14	L	0-2	39,337
9/17	7-35	at Oakland	-28	L	0-3	26,289
9/24	23-0	at Buffalo	+23	W	1-3	45,748
10/08	*31-31	at San Diego	0	T	1-3-1	23,620
10/15	41-10	Miami	+31	W	2-3-1	23,955
10/22	14-48	Oakland	-34	L	2-4-1	25,057
10/29	23-30	at New York	-7	L	2-5-1	62,784
11/05	18-7	Houston	+11	W	3-5-1	19,422
11/12	10-33	Kansas City	-23	L	3-6-1	23,010
11/19	24-29	New York	-5	L	3-7-1	26,790
11/26	6-27	at Houston	-21	L	3-8-1	28,044
12/09	16-44	Buffalo	-28	L	3-9-1	20,627
12/17	32-41	at Miami	-9	L	3-10-1	25,969
Total	280-389					426,140

* Scheduled as home game, played at San Diego because of World Series at Fenway Park.

NOTE: All home games played in Fenway Park with exception of 10/15 vs. Miami which was played at Boston College Alumni Stadium.

1968 (Fourth in AFL-East, 4-10-0) Head Coach: Mike Holovak

Date	Score	Opponent	Margin	Result	Record	Attendance
9/08	16-7	at Buffalo	+9	W	1-0	38,865
9/22	*31-47	New York	-16	L	1-1	29,192
9/29	20-17	at Denver	+3	W	2-1	37,024
10/06	10-41	at Oakland	-31	L	2-2	44,253
10/13	0-16	Houston	-16	L	2-3	32,502
10/20	23-6	Buffalo	+17	W	3-3	21,082
10/27	14-48	at New York	-34	L	3-4	62,351
11/03	14-35	Denver	-21	L	3-5	18,304
11/10	17-27	San Diego	-10	L	3-6	19,278
11/17	17-31	at Kansas City	-14	L	3-7	48,271
11/24	10-34	Miami	-24	L	3-8	18,305
12/01	33-14	Cincinnati	+19	W	4-8	17,796
12/08	7-38	at Miami	-31	L	4-9	24,242
12/15	17-45	at Houston	-28	L	4-10	34,198
Total	229-406					445,663

* Scheduled as home game, played in Birmingham, Alabama, because of conflict with major league baseball. NOTE: All home games played at Fenway Park.

1969 (Tied for Third in AFL-East, 4-10-0) Head Coach: Clive Rush

Date	Score	Opponent	Margin	Result	Record	Attendance
9/14	7-35	at Denver	-28	L	0-1	43,679
9/21	0-31	Kansas City	-31	L	0-2	22,002
9/28	23-38	Oakland	-15	L	0-3	19,069
10/05	14-23	New York	-9	L	0-4	25,584
10/11	16-23	at Buffalo	-7	L	0-5	46,201
10/19	10-13	San Diego	-3	L	0-6	18,346
10/26	17-23	at New York	-6	L	0-7	62,298
11/02	24-0	Houston	+24	W	1-7	19,006
11/09	16-17	Miami	-1	L	1-8	19,821
11/16	25-14	at Cincinnati	+11	W	2-8	27,927
11/23	35-21	Buffalo	+14	W	3-8	25,584
11/30	38-23	Miami (at Tampa)	+15	W	4-8	32,121
12/07	18-28	at San Diego	-10	L	4-9	33,146
12/14	23-27	at Houston	-4	L	4-10	39,215
Total	266-316					433,999

NOTE: All home games played at Boston College Alumni Stadium.

**1970 (Fifth in AFC-East, 2-12-0)****Head Coach: Clive Rush (1-6-0), John Mazur (1-6-0)**

Date	Score	Opponent	Margin	Result	Record	Attendance
9/20	27-14	Miami	+13	W	1-0	32,607
9/27	21-31	New York Jets	-10	L	1-1	36,040
10/04	6-14	Baltimore	-8	L	1-2	38,235
10/11	10-23	at Kansas City	-13	L	1-3	50,698
10/18	0-16	New York Giants	-16	L	1-4	39,091
10/25	3-27	at Baltimore	-24	L	1-5	60,240
11/11	0-45	Buffalo	-35	L	1-6	31,148
11/08	0-31	at St. Louis	-31	L	1-7	46,466
11/15	14-16	San Diego	-2	L	1-8	30,597
11/22	3-17	at New York Jets	-14	L	1-9	61,822
11/29	14-10	at Buffalo	+4	W	2-9	31,427
12/06	20-37	at Miami	-17	L	2-10	51,032
12/13	14-35	Minnesota	-21	L	2-11	37,819
12/20	7-45	at Cincinnati	-38	L	2-12	60,157
Total	149-361					697,379

NOTE: All home games played at Harvard Stadium.

1971 (Third in AFC-East, 6-8-0) Head Coach: John Mazur

Date	Score	Opponent	Margin	Result	Record	Attendance
9/19	20-6	Oakland	+14	W	1-0	55,405
9/26	7-34	Detroit	-27	L	1-1	61,057
10/03	3-23	Baltimore	-20	L	1-2	61,232
10/10	20-0	New York Jets	+20	W	2-2	61,357
10/17	3-41	at Miami	-38	L	2-3	58,822
10/24	21-44	at Dallas	-23	L	2-4	65,708
10/31	10-27	at San Francisco	-17	L	2-5	45,092
11/07	28-20	Houston	+8	W	3-5	53,155
11/14	38-33	Buffalo	+5	W	4-5	57,446
11/21	7-27	at Cleveland	-20	L	4-6	65,238
11/28	20-27	at Buffalo	-7	L	4-7	27,166
12/05	34-13	Miami	+21	W	5-7	61,457
12/12	6-13	at New York Jets	-7	L	5-8	63,175
12/19	21-17	at Baltimore	+4	W	6-8	57,942
Total	238-325					794,252

NOTE: All home games played at Schaefer Stadium.

1972 (Fifth in AFC-East, 3-11-0)**Head Coach: John Mazur (2-7-0), Phil Bengston (1-4-0)**

Date	Score	Opponent	Margin	Result	Record	Attendance
9/17	7-31	Cincinnati	-24	L	0-1	60,999
9/24	21-20	Atlanta	+1	W	1-1	60,999
10/01	24-23	Washington	+1	W	2-1	60,999
10/08	14-38	at Buffalo	-24	L	2-2	41,749
10/15	13-41	New York Jets	-28	L	2-3	60,999
10/22	3-33	at Pittsburgh	-30	L	2-4	46,081
10/29	10-24	at New York Jets	-14	L	2-5	62,867
11/06	17-24	Baltimore	-7	L	2-6	60,999
11/12	0-52	at Miami	-52	L	2-7	80,010
11/19	24-27	Buffalo	-4	L	2-8	60,999
11/26	0-31	at Baltimore	-31	L	2-9	54,907
12/03	21-37	Miami	-16	L	2-10	60,999
12/10	17-10	at New Orleans	+7	W	3-10	64,889
12/17	21-45	at Denver	-24	L	3-11	51,656
Total	192-446					829,152

1973 (Third in AFC-East, 5-9-0) Head Coach: Chuck Fairbanks

Date	Score	Opponent	Margin	Result	Record	Attendance
9/16	13-31	Buffalo	-18	L	0-1	56,114
9/23	7-10	Kansas City	-3	L	0-2	57,918
9/30	23-44	at Miami	-21	L	0-3	80,047
10/07	24-16	Baltimore	+8	W	1-3	57,044
10/14	7-9	New York Jets	-2	L	1-4	58,659
10/21	13-10	at Chicago	+3	W	2-4	55,701
10/28	14-30	Miami	-16	L	2-5	61,279
11/04	23-24	at Philadelphia	-1	L	2-6	65,070
11/11	13-33	at New York Jets	-20	L	2-7	60,737
11/18	33-24	Green Bay	+9	W	3-7	61,279
11/25	32-0	at Houston	+32	W	4-7	27,344
12/02	30-14	San Diego	+16	W	5-7	58,150
12/09	13-37	at Buffalo	-24	L	5-8	75,841
12/16	13-18	at Baltimore	-5	L	5-9	52,065
Total	258-300					827,248



1974 (Tied for Third in AFC-East, 7-7-0) Head Coach: Chuck Fairbanks

Date	Score	Opponent	Margin	Result	Record	Attendance
9/15	34-24	Miami	+10	W	1-0	55,006
9/22	28-20	at New York Giants	+8	W	2-0	49,267
9/29	20-14	Los Angeles	+6	W	3-0	61,279
10/06	42-3	Baltimore	+39	W	4-0	59,502
10/13	24-0	at New York Jets	+24	W	5-0	61,400
10/20	28-30	at Buffalo	-2	L	5-1	80,020
10/27	17-14	at Minnesota	+3	W	6-1	48,497
11/03	28-29	Buffalo	-1	L	6-2	61,279
11/10	14-21	Cleveland	-7	L	6-3	61,279
11/17	16-21	New York Jets	-5	L	6-4	61,279
11/24	27-17	at Baltimore	+10	W	7-4	38,971
12/01	26-41	at Oakland	-15	L	7-5	54,020
12/08	17-21	Pittsburgh	-4	L	7-6	61,279
12/15	27-34	at Miami	-7	L	7-7	79,420
Total	348-289					832,498

1975 (Fifth in AFC-East, 3-11-0) Head Coach: Chuck Fairbanks

Date	Score	Opponent	Margin	Result	Record	Attendance
9/21	0-7	Houston	-7	L	0-1	54,212
9/28	14-22	Miami	-8	L	0-2	61,279
10/05	7-36	at New York Jets	-29	L	0-3	61,415
10/12	10-27	at Cincinnati	-17	L	0-4	55,856
10/19	21-10	Baltimore	+11	W	1-4	56,844
10/26	24-16	San Francisco	+8	W	2-4	60,691
11/02	17-24	at St. Louis	-7	L	2-5	47,263
11/09	33-19	at San Diego	+14	W	3-5	26,090
11/16	31-34	Dallas	-3	L	3-6	61,279
11/23	31-45	at Buffalo	-14	L	3-7	69,207
12/01	7-20	at Miami	-13	L	3-8	68,480
12/07	28-30	New York Jets	-2	L	3-9	57,539
12/14	14-34	Buffalo	-20	L	3-10	59,646
12/21	21-34	at Baltimore	-13	L	3-11	50,801
Total	258-358					790,602

1976 (Tied for First in AFC-East, 11-3-0) Head Coach: Chuck Fairbanks

Date	Score	Opponent	Margin	Result	Record	Attendance
9/12	13-27	Baltimore	-14	L	0-1	43,637
9/19	30-14	Miami	+16	W	1-1	46,227
9/26	30-27	at Pittsburgh	+3	W	2-1	50,350
10/03	48-17	Oakland	+31	W	3-1	61,279
10/10	10-30	at Detroit	-20	L	3-2	63,711
10/18	41-7	New York Jets	+34	W	4-2	51,236
10/24	26-22	at Buffalo	+4	W	5-2	50,383
10/31	3-10	at Miami	-7	L	5-3	57,984
11/07	20-10	Buffalo	+10	W	6-3	61,279
11/14	21-14	at Baltimore	+7	W	7-3	60,020
11/21	38-24	at New York Jets	+14	W	8-3	58,509
11/28	38-14	Denver	+24	W	9-3	61,279
12/05	27-6	New Orleans	+21	W	10-3	54,057
12/12	31-14	at Tampa Bay	+17	W	11-3	46,475
Total	376-236					820,463

AFC PLAYOFF

12/18	21-24	at Oakland	-3	L	0-1	54,037
G Total	397-260					874,500

1977 (Third in AFC-East, 9-5-0) Head Coach: Chuck Fairbanks

Date	Score	Opponent	Margin	Result	Record	Attendance
9/18	21-17	Kansas City	+4	W	1-0	58,288
9/26	27-30	at Cleveland (OT)	-3	L	1-1	77,910
10/02	27-30	at New York Jets	-3	L	1-2	49,801
10/09	31-0	Seattle	+31	W	2-2	54,363
10/16	24-20	at San Diego	+4	W	3-2	51,143
10/23	17-3	Baltimore	+14	W	4-2	61,279
10/30	24-13	New York Jets	+11	W	5-2	61,279
11/06	14-24	Buffalo	-10	L	5-3	61,279
11/13	5-17	at Miami	-12	L	5-4	67,907
11/20	20-7	at Buffalo	+13	W	6-4	31,157
11/27	14-6	Philadelphia	+8	W	7-4	58,192
12/04	16-10	at Atlanta	+6	W	8-4	60,738
12/11	14-10	Miami	+4	W	9-4	61,279
12/18	24-30	at Baltimore	-6	L	9-5	60,763
Total	278-217					815,378



**1978 (First in AFC-East, 11-5-0) Head Coach: Chuck Fairbanks (11-4-0),
Ron Erhardt & Hank Bullough co-head coaches for final game at Miami**

Date	Score	Opponent	Margin	Result	Record	Attendance
9/03	14-16	Washington	-2	L	0-1	55,063
9/10	16-6	at St. Louis	+10	W	1-1	49,555
9/18	27-34	Baltimore	-7	L	1-2	57,503
9/24	21-14	at Oakland	+7	W	2-2	53,500
10/01	28-23	San Diego	+5	W	3-2	61,297
10/08	24-14	Philadelphia	+10	W	4-2	61,297
10/15	10-3	at Cincinnati	+7	W	5-2	56,257
10/22	33-24	Miami	+9	W	6-2	61,297
10/29	55-21	New York Jets	+34	W	7-2	61,297
11/05	14-10	at Buffalo	+4	W	8-2	46,101
11/12	23-26	Houston	-3	L	8-3	61,297
11/19	19-17	at New York Jets	+2	W	9-3	60,372
11/26	35-14	at Baltimore	+21	W	10-3	49,404
12/03	10-17	at Dallas	-7	L	10-4	65,045
12/10	26-24	Buffalo	+2	W	11-4	59,927
12/18	3-23	at Miami	-20	L	11-5	75,445
Total	358-286					934,657

AFC PLAYOFF

12/31	14-31	Houston	-17	L	0-1	61,297
G.Total					372-317	995,954

1979 (Second in AFC-East, 9-7-0) Head Coach: Ron Erhardt

Date	Score	Opponent	Margin	Result	Record	Attendance
9/03	13-16	Pittsburgh (OT)	-3	L	0-1	61,297
9/09	56-03	NY Jets	+53	W	1-1	53,220
9/16	20-14	at Cincinnati	+6	W	2-1	46,581
9/23	27-21	San Diego	+6	W	3-1	61,297
10/01	14-27	at Green Bay	-13	L	3-2	56,212
10/07	24-17	Detroit	+7	W	4-2	61,297
10/14	27-07	at Chicago	+20	W	5-2	57,979
10/21	28-13	Miami	+15	W	6-2	61,297
10/28	26-31	at Baltimore	-5	L	6-3	47,042
11/04	26-06	at Buffalo	+20	W	7-3	69,465
11/11	10-45	at Denver	-35	L	7-4	75,103
11/18	50-21	Baltimore	+29	W	8-4	61,297
11/25	13-16	Buffalo (OT)	-3	L	8-5	61,297
11/29	24-39	at Miami	-15	L	8-6	75,037
12/09	26-27	at NY Jets	-1	L	8-7	60,372
12/16	27-23	Minnesota	+4	W	9-7	57,985
Total	411-326					966,778

1980 (Second in AFC-East, 10-6-0) Head Coach: Ron Erhardt

Date	Score	Opponent	Margin	Result	Record	Attendance
9/07	34-17	Cleveland	+17	W	1-0	49,222
9/14	21-37	Atlanta	-16	L	1-1	48,321
9/21	37-31	at Seattle	+6	W	2-1	61,035
9/29	23-14	Denver	+9	W	3-1	59,602
10/05	21-11	at New York Jets	+10	W	4-1	53,603
10/12	34-0	Miami	+34	W	5-1	60,377
10/19	37-21	at Baltimore	+16	W	6-1	53,924
10/26	13-31	at Buffalo	-18	L	6-2	75,092
11/02	34-21	New York Jets	+13	W	7-2	60,834
11/10	34-38	at Houston	-4	L	7-3	51,524
11/16	14-17	Los Angeles	-3	L	7-4	60,609
11/23	47-21	Baltimore	+26	W	8-4	60,994
11/30	17-21	at San Francisco	-4	L	8-5	45,254
12/08	13-16	at Miami (OT)	-3	L	8-6	63,292
12/14	24-2	Buffalo	+22	W	9-6	58,324
12/21	38-27	at New Orleans	+11	W	10-6	38,277
Total	441-325					900,284

1981 (Fifth in AFC-East, 2-14-0) Head Coach: Ron Erhardt

Date	Score	Opponent	Margin	Result	Record	Attendance
9/06	28-29	Baltimore	-1	L	0-1	49,572
9/13	3-13	at Philadelphia	-10	L	0-2	71,089
9/21	21-35	Dallas	-14	L	0-3	60,311
9/27	21-27	at Pittsburgh (OT)	-6	L	0-4	53,344
10/04	33-17	Kansas City	+16	W	1-4	55,931
10/11	24-28	at New York Jets	-4	L	1-5	55,093
10/18	38-10	Houston	+28	W	2-5	60,474
10/25	22-24	at Washington	-2	L	2-6	50,934
11/01	17-27	at Oakland	-10	L	2-7	44,246
11/08	27-30	Miami (OT)	-3	L	2-8	60,436
11/15	6-17	New York Jets	-11	L	2-9	45,342
11/22	17-20	at Buffalo	-3	L	2-10	71,593
11/29	20-27	St. Louis	-7	L	2-11	39,946
12/06	14-24	at Miami	-10	L	2-12	50,421
12/13	10-19	Buffalo	-9	L	2-13	42,549
12/20	21-23	at Baltimore	-2	L	2-14	17,073
Total	322-370					827,814



1982 (Third in AFC-East, 5-4-0) Head Coach: Ron Erhardt

Date	Score	Opponent	Margin	Result	Record	Attendance
9/12	24-13	at Baltimore	+11	W	1-0	39,055
9/19	7-31	NY Jets	-24	L	1-1	53,515
11/21	7-10	at Cleveland	-3	L	1-2	47,281
11/28	29-21	Houston	+8	W	2-2	33,602
12/05	13-26	at Chicago	-13	L	2-3	36,973
12/12	3-0	Miami	+3	W	3-3	25,716
12/19	16-0	at Seattle	+16	W	4-3	53,457
12/26	14-37	at Pittsburgh	-23	L	4-4	50,515
1/2/83	30-19	Buffalo	+11	W	5-4	36,218
Total	143-157					376,332

AFC PLAYOFF

1/8/83	13-28	at Miami	-15	L	0-1	68,842
G Total	156-185					445,174

1983 (Second in AFC-East, 8-8-0) Head Coach: Ron Meyer

Date	Score	Opponent	Margin	Result	Record	Attendance
9/04	23-29	Baltimore (OT)	-6	L	0-1	45,526
9/11	24-34	at Miami	-10	L	0-2	59,343
9/18	23-13	NY Jets	+10	W	1-2	43,182
9/25	28-23	at Pittsburgh	+5	W	2-2	58,282
10/02	13-33	San Francisco	-20	L	2-3	54,293
10/09	7-12	at Baltimore	-5	L	2-4	35,618
10/16	37-21	San Diego	+16	W	3-4	59,016
10/23	31-0	at Buffalo	+31	W	4-4	60,424
10/30	13-24	at Atlanta	-11	L	4-5	47,546
11/06	21-7	Buffalo	+14	W	5-5	42,604
11/13	17-6	Miami	+11	W	6-5	60,771
11/20	0-30	Cleveland	-30	L	6-6	40,987
11/27	3-26	at NY Jets	-23	L	6-7	48,620
12/04	7-0	New Orleans	+7	W	7-7	24,579
12/11	21-7	at LA Rams	+14	W	8-7	46,503
12/18	6-24	at Seattle	-18	L	8-8	59,688
Total	274-289					786,982

1984 (Second in AFC-East, 9-7-0)

Head Coach: Ron Meyer (5-3-0), Raymond Berry (4-4-0)

Date	Score	Opponent	Margin	Result	Record	Attendance
9/02	21-17	at Buffalo	+4	W	1-0	48,528
9/09	7-28	at Miami	-21	L	1-1	66,083
9/16	38-23	Seattle	+15	W	2-1	43,140
9/23	10-26	Washington	-16	L	2-2	60,503
9/30	28-21	at NY Jets	+7	W	3-2	68,978
10/07	17-16	at Cleveland	+1	W	4-2	53,036
10/14	20-14	Cincinnati	+6	W	5-2	48,154
10/21	24-44	Miami	-20	L	5-3	60,711
10/28	30-20	NY Jets	+10	W	6-3	60,513
11/04	19-26	at Denver	-7	L	6-4	74,908
11/11	38-10	Buffalo	+28	W	7-4	43,313
11/18	50-17	at Indianapolis	+33	W	8-4	60,009
11/22	17-20	at Dallas	-3	L	8-5	55,341
12/02	10-33	St. Louis	-23	L	8-6	53,558
12/09	17-27	at Philadelphia	-10	L	8-7	41,581
12/16	16-10	Indianapolis	+6	W	9-7	22,383
Total	362-352					860,739

1985 (Tied for Second in AFC-East, 11-5-0) Head Coach: Raymond Berry

Date	Score	Opponent	Margin	Result	Record	Attendance
9/08	26-20	Green Bay	+6	W	1-0	49,488
9/15	7-20	at Chicago	-13	L	1-1	60,533
9/22	17-14	at Buffalo	+3	W	2-1	40,334
9/29	20-35	LA Raiders	-15	L	2-2	60,686
10/06	20-24	at Cleveland	-4	L	2-3	62,139
10/13	14-3	Buffalo	+11	W	3-3	40,462
10/20	20-13	NY Jets	+7	W	4-3	58,163
10/27	32-14	at Tampa Bay	+18	W	5-3	34,661
11/03	17-13	Miami	+4	W	6-3	58,811
11/10	34-15	Indianapolis	+19	W	7-3	54,176
11/17	20-13	at Seattle	+7	W	8-3	60,345
11/24	13-16	at NY Jets (OT)	-3	L	8-4	74,100
12/01	38-31	at Indianapolis	+7	W	9-4	56,740
12/08	23-6	Detroit	+17	W	10-4	59,078
12/16	27-30	at Miami	-3	L	10-5	69,489
12/22	34-23	Cincinnati	+11	W	11-5	57,953
Total	362-290					897,158

AFC PLAYOFF

12/28	26-14	at NY Jets	+12	W	1-0	70,598
1/05	27-20	at LA Raiders	+7	W	2-0	88,936
1/12	31-14	at Miami	+17	W	3-0	74,978

SUPER BOWL XX (at Louisiana Superdome)

1/26	10-16	vs. Chicago	-6	L	3-1	73,818
Total	84-94					308,330
G Total	446-384					1,205,488

**1986 (First in AFC-East, 11-5-0) Head Coach: Raymond Berry**

Date	Score	Opponent	Margin	Result	Record	Attendance
9/07	33- 3	Indianapolis	+30	W	1-0	55,208
9/11	20- 6	at NY Jets	+14	W	2-0	72,422
9/21	31-38	Seattle	-7	L	2-1	58,977
9/28	20-27	at Denver	-7	L	2-2	75,804
10/05	34- 7	Miami	+27	W	3-2	60,689
10/12	24-31	NY Jets	-7	L	3-3	60,342
10/19	34- 0	at Pittsburgh	+34	W	4-3	54,743
10/26	23- 3	at Buffalo	+30	W	5-3	77,808
11/02	25-17	Atlanta	+8	W	6-3	60,597
11/09	30-21	at Indianapolis	+9	W	7-3	56,890
11/16	30-28	at LA Rams	+2	W	8-3	64,339
11/23	22-19	Buffalo	+3	W	9-3	60,455
11/30	21-20	at New Orleans	+1	W	10-3	58,259
12/07	7-31	Cincinnati	-24	L	10-4	60,633
12/14	24-29	San Francisco	-5	L	10-5	60,787
12/22	34-27	at Miami	+7	W	11-5	74,516
Total	412-307					1,012,469

AFC PLAYOFF

1/4/87	17-22	at Denver	- 5	L	0-1	76,105
6 Total	429-329					1,088,574

1987 (Tied for Second in AFC-East, 8-7-0) Head Coach: Raymond Berry

Date	Score	Opponent	Margin	Result	Record	Attendance
9/13	28-21	Miami	+ 7	W	1-0	54,642
9/21	24-43	at NY Jets	-19	L	1-1	70,847
9/27		at Washington		Cancelled due to NFLPA Strike		
10/04	10-20	Cleveland	-10	L	1-2	14,830
10/11	14- 7	Buffalo	+7	W	2-2	11,878
10/18	21- 7	at Houston	+14	W	3-2	26,294
10/25	16-30	at Indianapolis	-14	L	3-3	48,850
11/01	26-23	LA Raiders	+3	W	4-3	60,664
11/08	10-17	at NY Giants	-7	L	4-4	73,817
11/15	17-23	Dallas (OT)	-6	L	4-5	60,567
11/22	24- 0	Indianapolis	+24	W	5-5	56,906
11/29	31-34	Philadelphia (OT)	-3	L	5-6	54,198
12/06	20-31	at Denver	-11	L	5-7	75,794
12/13	42-20	NY Jets	+22	W	6-7	60,617
12/20	13- 7	at Buffalo	+6	W	7-7	74,945
12/28	24-10	at Miami	+14	W	8-7	61,192
Total	320-293					806,041

1988 (Tied for Second in AFC-East, 9-7-0) Head Coach: Raymond Berry

Date	Score	Opponent	Margin	Result	Record	Attendance
9/04	28- 3	NY Jets	+25	W	1-0	44,027
9/11	6-36	at Minnesota	-30	L	1-1	55,545
9/18	14-16	Buffalo	-2	L	1-2	55,945
9/25	6-31	at Houston	-25	L	1-3	38,646
10/02	21-17	Indianapolis	+4	W	2-3	58,050
10/09	3-45	at Green Bay (Mil.)	-42	L	2-4	51,932
10/16	27-21	Cincinnati	+6	W	3-4	59,969
10/23	20-23	at Buffalo	-3	L	3-5	76,824
10/30	30- 7	Chicago	+23	W	4-5	60,821
11 06	21-10	Miami	+11	W	5-5	60,840
11/13	14-13	at NY Jets	+1	W	6-5	48,358
11 20	6- 3	at Miami	+3	W	7-5	53,526
11 27	21-24	at Indianapolis	-3	L	7-6	58,157
12/04	13- 7	Seattle	+6	W	8-6	59,068
12/11	10- 7	Tampa Bay (OT)	+3	W	9-6	39,889
12/17	10-21	at Denver	-11	L	9-7	70,910
Total	250-284					892,507

1989 (Fourth in AFC-East, 5-11-0) Head Coach: Raymond Berry

Date	Score	Opponent	Margin	Result	Record	Attendance
9/10	27-24	at NY Jets	+ 3	W	1-0	64,541
9/17	10-24	Miami	-14	L	1-1	57,043
9/24	3-24	Seattle	-21	L	1-2	48,025
10/01	10-31	at Buffalo	-21	L	1-3	78,921
10/08	23-13	Houston	+10	W	2-3	59,828
10/15	15-16	at Atlanta	-1	L	2-4	39,697
10/22	20-37	at San Francisco*	-17	L	2-5	70,000
10/29	23-20	at Indianapolis (OT)	+3	W	3-5	59,356
11/05	26-27	NY Jets	-1	L	3-6	53,366
11/12	24-28	New Orleans	-4	L	3-7	47,680
11/19	33-24	Buffalo	+9	W	4-7	49,663
11/26	21-24	at LA Raiders	-3	L	4-8	38,747
12/03	22-16	Indianapolis	+6	W	5-8	32,234
12/10	10-31	at Miami	-21	L	5-9	55,913
12/17	10-28	at Pittsburgh	-18	L	5-10	26,594
12/24	20-24	LA Rams	-4	L	5-11	27,940
Total	297-391					809,553

* Played at Stanford Stadium in Palo Alto, California due to Oct. 17th earthquake in San Francisco.



1990 (Fifth in AFC-East, 1-15) Head Coach: Rod Rust

<u>Date</u>	<u>Score</u>	<u>Opponent</u>	<u>Margin</u>	<u>Result</u>	<u>Record</u>	<u>Attendance</u>
9/09	24-27	Miami	-3	L	0-1	45,305
9/16	16-14	at Indianapolis	+2	W	1-1	49,256
9/23	7-41	at Cincinnati	-34	L	1-2	56,470
9/30	13-37	N.Y. Jets	-24	L	1-3	36,724
10/07	20-33	Seattle	-13	L	1-4	39,735
10/18	10-17	at Miami	-7	L	1-5	62,630
10/28	10-27	Buffalo	-17	L	1-6	51,959
11/04	20-48	at Philadelphia	-28	L	1-7	65,514
11/11	10-13	Indianapolis	-3	L	1-8	28,924
11/18	0-14	at Buffalo	-14	L	1-9	74,720
11/25	14-34	at Phoenix	-20	L	1-10	30,110
12/02	7-37	Kansas City	-30	L	1-11	26,280
12/09	3-24	at Pittsburgh	-21	L	1-12	48,354
12/15	10-25	Washington	-15	L	1-13	22,286
12/23	7-42	at N.Y. Jets	-35	L	1-14	30,250
12/30	10-13	N.Y. Giants	-3	L	1-15	60,410
Total	181-446					853,641

THINGS TO LOOK FOR IN 1991

HART LEE DYKES WR, 6-4, 218, Oklahoma State, 3rd Year

— needs 17 receptions to reach 100 career (has 83).

IRVING FRYAR WR/PR, 6-0, 200, Nebraska, 8th Year

— fifth in club history in receptions (240); needs 22 receptions to move past Tony Collins (261) into fourth place, 44 receptions to move past Jim Colclough (283) into third place and 53 receptions to move past Gino Cappelletti (292) into second place.

— fourth in club history in reception yardage (3,921); needs 669 yards to move past Gino Cappelletti (4,589) into third place and 1,081 yards to move past Jim Colclough (5,001) into second place.

— ninth in club history in touchdowns (35); needs two touchdowns to move past Steve Grogan (36) into eighth place, five touchdowns to move past Jim Colclough (39) into seventh place, eight touchdowns to move past Gino Cappelletti and Larry Garron (42) into sixth place, 10 touchdowns to move past Tony Collins (44) into fourth place, 12 touchdowns to move past Jim Nance (46) into third place and 15 touchdowns to move past Sam Cunningham (49) into second place.

— 11th in club history in points scored (210); needs seven points to move past Steve Grogan (216) into 10th place, 29 points to move past Jim Colclough (238) into ninth place, 43 points to move past Larry Garron (252) into eighth and 55 points to move past Tony Collins (264) into seventh place.

— needs two games to reach 100 career (has 98).

TOM HODSON QB, 6-3, 195, Louisiana State, 2nd Year

— 11th in club history in passing yardage (968); needs 407 yards to move past Tom Yewcic (1,374) into 10th place, 875 yards to move past Doug Flutie (1,842) into ninth place and 1,664 yards to move past Marc Wilson (2,631) into eighth place.

ROLAND JAMES SS, 6-2, 191, Tennessee, 12th Year

— tied for second in club history in interceptions (29) with Ron Hall; needs eight to move past Raymond Clayborn (36) into first place.

— sixth in club history in interception return yardage (383); needs 11 to move past Mike Haynes and Ronnie Lippett (393) to move into fourth place and 42 yards to move past Fred Marion (424) into third place.

RONNIE LIPPETT CB, 5-11, 180, Miami (Florida), 8th Year

— seventh in club history in interceptions (22); needs three interceptions to move past Nick Buoniconti (24) into sixth place.

FRED MARION FS, 6-2, 191, Miami (Florida), 10th Year

— fifth in club history in interceptions (27); needs two interceptions to move past Mike Haynes (28) into fourth place and three interceptions to move past Ron Hall and Roland James (29) into second place.

SAMMY MARTIN WR, 5-11, 175, Louisiana State, 4th Year

— fourth in club history in kickoff return yardage (1,834); needs 418 yards to move past Carl Garrett (2,251) into third place, 426 yards to move past Stephen Starring (2,259) into second place and 466 yards to move past Larry Garron (2,299) into first place.

— fourth in club history in kickoff returns (80); needs 10 returns to move past Larry Garron (89) into third place, 13 returns to move past Carl Garrett (92) into second place and 28 returns to move past Stephen Starring (107) into first place.

JOHN STEPHENS RB, 6-1, 215, Northwestern (La.) State, 4th Year

— sixth in club history in rushing yardage (2,809); needs 173 yards to move past Larry Garron (2,981) into fifth place and 583 yards to move past Don Calhoun (3,391) into fourth place.

— needs seven rushing touchdowns to become only fifth Patriot to reach 20 (has 13).



SERIES RESULTS

(Includes Playoff Games)

PATRIOTS 3, ATLANTA 3

1972—at NE 21, Atlanta 20	+1
1977—NE 16, at Atlanta 10	+6
1980—Atlanta 37, at NE 21	-16
1983—at Atlanta 24, NE 13	-11
1986—at NE 25, Atlanta 17	+8
1989—at Atlanta 16, NE 15	-1

(Points—Atlanta 124, Patriots 111)

PATRIOTS 33, BUFFALO 28 (1 tie)

1960—Buffalo 13, at NE 0	-13
at Buffalo 38, NE 14	-24
1961—NE 23, at Buffalo 21	+2
at NE 52, Buffalo 21	+31
1962—at Buffalo 28, NE 28	tie
at NE 21, Buffalo 10	+21
1963—at Buffalo 28, NE 21	-7
at NE 17, Buffalo 7	+10
* NE 26, at Buffalo 8	+18
1964—NE 36, at Buffalo 28	+8
Buffalo 24, at NE 14	-10
1965—at Buffalo 24, NE 7	-17
Buffalo 23, at NE 7	-16
1966—NE 20, at Buffalo 10	+10
at NE 14, Buffalo 3	+11
1967—NE 23, at Buffalo 0	+23
Buffalo 44, at NE 16	-28
1968—NE 16, at Buffalo 7	+9
at NE 23, Buffalo 6	+17
1969—at Buffalo 23, NE 16	-7
at NE 35, Buffalo 21	+14
1970—Buffalo 45, at NE 10	-35
NE 14, at Buffalo 10	+4
1971—at NE 38, Buffalo 33	+5
at Buffalo 27, NE 20	-7
1972—at Buffalo 38, NE 14	-24
Buffalo 27, at NE 24	-3
1973—Buffalo 31, at NE 13	-18
at Buffalo 37, NE 13	-24
1974—at Buffalo 30, NE 28	-2
Buffalo 29, at NE 28	-1
1975—at Buffalo 45, NE 31	-14
Buffalo 34, at NE 14	-20
1976—NE 26, at Buffalo 22	+4
at NE 20, Buffalo 10	+10
1977—Buffalo 24, at NE 14	-10
NE 20, at Buffalo 7	+13
1978—NE 14, at Buffalo 10	+4
at NE 26, Buffalo 24	+2
1979—NE 26, at Buffalo 6	+20
Buffalo 16, at NE 13 (OT)	-3
1980—at Buffalo 31, NE 13	-18
at NE 24, Buffalo 2	+22
1981—at Buffalo, 20, NE 17	-3
Buffalo 19, at NE 10	-9
1982—at NE 30, Buffalo 19	+11
(1-2-83)	
1983—NE 31, at Buffalo 0	+31
at NE 21, Buffalo 7	+14
1984—NE 21, at Buffalo 17	+4
at NE 38, Buffalo 10	+28
NE 17, at Buffalo 14	+3
1985—at NE 14, Buffalo 3	+11
1986—NE 23, at Buffalo 3	+20
at NE 22, Buffalo 19	+3
1987—at NE 14, Buffalo 7	+7
NE 13, at Buffalo 7	+6
1988—Buffalo 16, at NE 14	-2
at Buffalo 23, NE 20	-3
1989—at Buffalo 31, NE 10	-21
at NE 33, Buffalo 24	+9
1990 -- Buffalo 27, at NE 10	-17
at Buffalo 14, NE 0	-14

*Divisional Playoff

(Points—Patriots 1,230, Buffalo 1,205)

PATRIOTS 3, CHICAGO 3

1973—NE 13, at Chicago 10	+3
1979—NE 27, at Chicago 7	+20
1982—at Chicago 26, NE 13	-13
1985—at Chicago 20, NE 7	-13
1985—(*at N.O.) Chicago 46, NE 10	-36
1988—at NE 30, Chicago 7	+23

*Super Bowl XX

(Points—Chicago 116, Patriots 100)

PATRIOTS 7, CINCINNATI 4

1968—at NE 33, Cincinnati 14	+19
1969—NE 25, at Cincinnati 14	+11
1970—at Cincinnati 45, NE 7	-38
1972—Cincinnati 31, at NE 7	-24
1975—at Cincinnati 27, NE 10	-17
1978—NE 10, at Cincinnati 3	+7
1979—NE 20, at Cincinnati 14	+6
1984—at NE 20, Cincinnati 14	+6
1985—at NE 34, Cincinnati 23	+11
1986—Cincinnati 31, at NE 7	-24
1988—at NE 27, Cincinnati 21	+6
1990 -- at Cincinnati 41, NE 7	-34

(Points—Cincinnati 278, Patriots 207)

CLEVELAND 7, PATRIOTS 2

1971—at Cleveland 27, NE 7	-20
1974—Cleveland 21, at NE 14	-7
1977—at Cleveland 30, NE 27 (OT)-3	
1980—at NE 34, Cleveland 17	+17
1982—at Cleveland 10, NE 7	-3
1983—Cleveland 30, at NE 0	-30
1984—NE 17, at Cleveland 16	+1
1985—at Cleveland 24, NE 20	-4
1987—Cleveland 20, at NE 10	-10

(Points—Cleveland 195, Patriots 136)

DALLAS 6, PATRIOTS 0

1971—at Dallas 44, NE 21	-23
1975—Dallas 34, at NE 31	-3
1978—at Dallas 17, NE 10	-7
1981—Dallas 35, at NE 21	-14
1984—at Dallas 20, NE 17	-3
1987—Dallas 23, at NE 17 (OT)	-6

(Points—Dallas 173, Patriots 117)

DENVER 15, PATRIOTS 12

1960—Denver 13, at NE 10	-3
at Denver 31, NE 24	-7
1961—at NE 45, Denver 17	+28
NE 28, at Denver 24	+4
1962—at NE 41, Denver 16	+25
NE 33, at Denver 29	+4
1963—at Denver 14, NE 10	-4
at NE 40, Denver 21	+19
1964—NE 39, at Denver 10	+29
at NE 12, Denver 7	+5
1965—Denver 27, at NE 10	-17
NE 28, at Denver 20	+8
1966—NE 24, at Denver 10	+14
Denver 17, at NE 10	-7
1967—at Denver 26, NE 21	-5
1968—NE 20, at Denver 17	+3
Denver 35, at NE 14	-21
1969—at Denver 35, NE 7	-28
1972—at Denver 45, NE 21	-24
1976—at NE 38, Denver 14	+24
1979—at Denver 45, NE 10	-35
1980—at NE 23, Denver 14	+9
1984—at Denver 26, NE 19	-7
1986—at Denver 27, NE 20	-7
*at Denver 22, NE 17	-5
1987—at Denver 31, NE 20	-11
1988—at Denver 21, NE 10	-11

*AFC Playoff

(Points—Denver 614, Patriots 594)



PATRIOTS 3, LA RAMS 2

1974—at NE 20, Los Angeles 14 +6
1980—Los Angeles 17, at NE 14 -3
1983—NE 21, at Los Angeles 7 +14
1986—NE 30, at Los Angeles 28 +2
1989—Los Angeles 24, at NE 20 -4
(Points—Patriots 105, LA Rams 90)

MIAMI 29, PATRIOTS 21

1966—NE 20, at Miami 14 +6
1967—at NE 41, Miami 10 +31
at Miami 41, NE 32 -9
1968—Miami 34, at NE 10 -24
at Miami 38, NE 7 -31
1969—Miami 17, at NE 16 -1
NE 38, Miami 23(at Tampa)+15
1970—at NE 27, Miami 14 +13
at Miami 37, NE 20 -17
1971—at Miami 41, NE 3 -38
at NE 34, Miami 13 +21
1972—at Miami 52, NE 0 -52
Miami 37, at NE 21 -16
1973—at Miami 44, NE 23 -21
Miami 30, at NE 14 -16
1974—at NE 34, Miami 24 +10
at Miami 34, NE 27 -7
1975—Miami 22, at NE 14 -8
at Miami 20, NE 7 -13
1976—at NE 30, Miami 14 +16
at Miami 10, NE 3 -7
1977—at Miami 17, NE 5 -12
at NE 14, Miami 10 +4
1978—at NE 33, Miami 24 +9
at Miami 23, NE 3 -20
1979—at NE 28, Miami 13 +15
at Miami 39, NE 24 -15
1980—at NE 34, Miami 0 +34
at Miami 16, NE 13 (OT) -3
1981—Miami 30, at NE 27 (OT) -3
at Miami 24, NE 14 -10
1982—at NE 3, Miami 0 +3
* at Miami 28, NE 13 -15
1983—at Miami 34, NE 24 -10
at NE 17, Miami 6 +11
1984—at Miami 28, NE 7 -21
Miami 44, at NE 24 -20
1985—at NE 17, Miami 13 +4
at Miami 30, NE 27 -3
** NE 31, at Miami 14 +17
1986—at NE 34, Miami 7 +27
NE 34, at Miami 27 +7
1987—at NE 28, Miami 21 +7
NE 24, at Miami 10 +14
1988—at NE 21, Miami 10 +11
NE 6, at Miami 3 +3
1989—Miami 24, at NE 10 -14
at Miami 31, NE 10 -21
1990—Miami 27, at NE 24 -3
at Miami 17, NE 10 -7

*AFC First Round Playoff

**AFC Championship

(Points—Miami 1,139, Patriots 980)

PATRIOTS 2, MINNESOTA 2

1970—Minnesota 35, at NE 14 -21
1974—NE 17, at Minnesota 14 +3
1979—at NE 27, Minnesota 23 +4
1988—at Minnesota 36, NE 6 -30
(Points—Minnesota 108, Patriots 64)

PATRIOTS 5, NEW ORLEANS 1

1972—NE 17, at New Orleans 10 +7
1976—at NE 27, New Orleans 6 +21
1980—NE 38, at New Orleans 27+11
1983—at NE 7, New Orleans 0 +7
1986—NE 21, at New Orleans 20 +1
1989—New Orleans 28, at NE 24 -4
(Points—Patriots 134, New Orleans 91)

NY GIANTS 3, PATRIOTS 1

1970—NY Giants 16, at NE 0 -16
1974—NE 28, at NY Giants 20 +8
1987—at NY Giants 17, NE 10 -7
1990—NY Giants 13, at NE 10 -4
(Points—NY Giants 66, Patriots 48)

NY JETS 34, PATRIOTS 27 (1 tie)

1960—NE 28, at New York 24 +4
at NE 38, New York 21 +17
1961—New York 21, at NE 20 -1
at New York 37, NE 30 -7
1962—NE 43, at New York 14 +29
at NE 24, New York 17 +7
1963—at NE 38, New York 14 +24
at New York 31, NE 24 -7
1964—at NE 26, New York 10 +16
at New York 35, NE 14 -21
1965—New York 30, at NE 20 -10
NE 27, at New York 23 +4
1966—at NE 24, New York 24 tie
at New York 38, NE 28 -10
1967—at New York 30, NE 23 -7
New York 29, at NE 24 -5
1968—New York 47, NE 31 -16
(at Birmingham)
at New York 48, NE 14 -34
1969—New York 23, at NE 14 -9
at New York 23, NE 17 -6
1970—New York 31, at NE 21 -10
at New York 17, NE 3 -14
1971—at NE 20, New York 0 +20
at New York 13, NE 6 -7
1972—New York 41, at NE 13 -28
at New York 34, NE 10 -24
1973—New York 9, at NE 7 -2
at New York 33, NE 13 -20
1974—NE 24, at New York 0 +24
New York 21, at NE 16 -5
1975—at New York 36, NE 7 -29
New York 30, at NE 28 -2
1976—at NE 41, New York 7 +34
NE 38, at New York 24 +14
1977—at New York 30, NE 27 -3
at NE 24, New York 13 +11
1978—at NE 55, New York 21 +34
NE 19, at New York 17 +2
1979—at NE 56, New York 3 +53
at New York 27, NE 26 -1
1980—NE 21, at New York 11 +10
at NE 34, New York 21 +13
1981—at New York 28, NE 24 -4
New York 17, at NE 6 -11
1982—New York 31, at NE 7 -24
1983—at NE 23, New York 13 +10
at New York 26, NE 3 -23
1984—NE 28, at New York 21 +7
at NE 30, New York 20 +10
1985—at NE 20, New York 13 +7
at New York 16, NE 13 (OT)-3
* NE 26, at New York 14 +12
1986—NE 20, at New York 6 +14
New York 31, at NE 24 -7
1987—at New York 43, NE 24 -19
at NE 42, New York 20 +22
1988—at NE 28, New York 3 +25
NE 14, at New York 13 +1
1989—NE 27, at New York 24 +3
New York 27, at NE 26 -1
1990—New York 37, at NE 13 -24
at New York 42, NE 7 -35

*AFC Wildcard Game

(Points—Patriots 1,480, NY Jets 1,364)



PHILADELPHIA 5, PATRIOTS 2

1973—at Philadelphia 24, NE 23	-1
1977—at NE 14, Philadelphia 6	+8
1978—at NE 24, Philadelphia 14	+10
1981—at Philadelphia 13, NE 3	-10
1984—at Philadelphia 27, NE 17	-10
1987—Philadelphia 34, at NE 31(OT)	-3
1990—at Philadelphia 48, NE 20	-28
(Points—Philadelphia 166, Patriots 132)	

PHOENIX 5, PATRIOTS 1

1970—at St. Louis 31, NE 0	-31
1975—at St. Louis 24, NE 17	-7
1978—NE 16, at St Louis 6	+10
1981—St. Louis 27, at NE 20	-7
1984—St. Louis 33, at NE 10	-23
1990—at Phoenix 34, NE 14	-20
(Points—Cardinals 155, Patriots 77)	

PITTSBURGH 7, PATRIOTS 3

1972—at Pittsburgh 33, NE 3	-30
1974—Pittsburgh 21, at NE 17	-4
1976—NE 30, at Pittsburgh 27	+3
1979—Pittsburgh 16, at NE 13 (OT)	-3
1981—at Pittsburgh 27, NE 21 (OT)	-6
1982—at Pittsburgh 37, NE 14	-23
1983—NE 28, at Pittsburgh 23	+5
1986—NE 34, at Pittsburgh 0	+34
1989—at Pittsburgh 28, NE 10	-28
1990—at Pittsburgh 24, NE 3	-21
(Points—Pittsburgh 236, Patriots 173)	

PATRIOTS 13, SAN DIEGO 12 (2 ties)

1960—NE 35, at Los Angeles 0	+35
Los Angeles 45, at NE 16	-29
1961—San Diego 38, at NE 27	-11
NE 41, at San Diego 0	+41
1962—at NE 24, San Diego 20	+4
NE 20, at San Diego 14	+6
1963—at San Diego 17, NE 13	-4
San Diego 7, at NE 6	-1
*at San Diego 51, NE 10	-41
1964—NE 33, at San Diego 28	+5
San Diego 26, at NE 17	-9
1965—at NE 13, San Diego 13	tie
NE 22, at San Diego 6	+16
1966—at San Diego 24, NE 0	-24
at NE 35, San Diego 17	+18
1967—at San Diego 28, NE 14	-14
NE 31, at San Diego 31	tie

1968—San Diego 27, at NE 17	-10
1969—San Diego 13, at NE 10	-3
at San Diego 28, NE 18	-10
1970—San Diego 16, at NE 14	-2
1973—at NE 30, San Diego 14	+16
1975—NE 33, at San Diego 19	+14
1977—NE 24, at San Diego 20	+4
1978—at NE 28, San Diego 23	+5
1979—at NE 27, San Diego 21	+6
1983—at NE 37, San Diego 21	+16

*AFL Championship Game
(Points—Patriots 595, San Diego 567)

SAN FRANCISCO 5, PATRIOTS 1

1971—at San Francisco 27, NE 10	-17
1975—at NE 24, San Francisco 16	+8
1980—at San Francisco 21, NE 17	-4
1983—San Francisco 33, at NE 13	-20
1986—San Francisco 29, at NE 24	-5
1989—*San Francisco 37, NE 20	-17
(at Palo Alto)	
(Points—San Francisco 143, Patriots 108)	

PATRIOTS 6, SEATTLE 4

1977—at NE 31, Seattle 0	+31
1980—NE 37, at Seattle 31	+6
1982—NE 16, at Seattle 0	+16
1983—at Seattle 24, NE 6	-18
1984—at NE 38, Seattle 23	+15
1985—NE 20, at Seattle 13	+7
1986—Seattle 38, at NE 31	-7
1988—at NE 13, Seattle 7	+6
1989—Seattle 24, at NE 3	-21
1990—Seattle 33, at NE 20	-13
(Points—Patriots 215, Seattle 193)	

PATRIOTS 3, TAMPA BAY 0

1976—NE 31, at Tampa Bay 14	+17
1985—NE 32, at Tampa Bay 14	+18
1988—at NE 10, Tampa Bay 7 (OT)	+3
(Points—Patriots 73, Tampa Bay 35)	

WASHINGTON 4, PATRIOTS 1

1972—at NE 24, Washington 23	+1
1978—Washington 16, at NE 14	-2
1981—at Washington 24, NE 22	-2
1984—Washington 26, at NE 10	-16
1990—Washington 25, at NE 10	-15
(Points—Washington 114, Patriots 80)	

**IN MEMORY OF
BILL McPEAK
(1926-1991)**

Bill McPeak, director of pro scouting for the Patriots from 1979-1991, died on May 7.

A native of New Castle, Pa., McPeak was an end at the University of Pittsburgh and was drafted in the 14th round by the Pittsburgh Steelers where he played from 1949-57. He was a three-time Pro Bowl performer.

During his coaching career, he was head coach of the Washington Redskins (1961-65) and served as an assistant for the Steelers (1956-58), the Detroit Lions (1967-71) and the Miami Dolphins (1972-74).

Bill will be missed not only by the Patriots but by the entire National Football League.



PATRIOTS ALL-TIME ROSTER

NOTE: The following list includes players who have been active for at least one regular season game in each season noted.

Acks, Ron (LB), Illinois.....	1972-73	Canale, Justin (OG), Mississippi St.....	1965-68
Adams, Bob (TE) Pacific.....	1973-74	Canale, Whit (DE), Tennessee.....	1968
Adams, George (RB), Kentucky.....	1990	Cappadona, Bob (RB), Northeastern... ..	1966-67
Adams, Julius (DE), TexasSo.....	1971-77, 79-85, 87	Cappelletti, Gino (WR-K-DB), Minnesota	1960-70
Adams, Sam (OG), Prairie View.....	1972-80	Carey, Brian (WR), American Int.....	1987
Addison, Tom (LB), South Carolina.....	1960-67	Carter, Allen (RB), USC.....	1975-76
Agnew, Ray (DE), North Carolina St.....	1990	Carter Kent (LB), USC.....	1974
Alexander, Rogers (LB), Penn St.....	1987	Carwell, Larry (DB), Iowa St.....	1969-72
Allard, Don (QB), Boston College.....	1962	Cash, Rick (DT), N.E. Missouri.....	1972-73
Allen, Marvin (RB), Tulane.....	1988-90	Cavanaugh, Matt (QB), Pittsburgh.....	1978-82
Anderson, Bob (RB), Colorado.....	1975	Caveness, Ron (LB), Arkansas.....	1968-69
Anderson, Ralph (S), W. Texas St.....	1973	Chandler, Al (TE), Oklahoma.....	1976-79
Antrum, Glenn (WR), Connecticut.....	1989	Chandler, Edgar (LB), Georgia.....	1973
Antwine, Houston (DT), So. Illinois.....	1961-71	Chapple, Dave (P) Cal. (Santa Barbara)...	1974
Armstrong, Bruce (OT), Louisville.....	1987-90	Charles, John (DB), Purdue.....	1967-69
Ashton, Josh (RB), Tulsa.....	1972-74	Cheyunski, Jim (LB), Syracuse.....	1968-72
Atchason, Jack (OE), Western Illinois.....	1960	Chilton, Gene (C), Texas.....	1990
Ateassis, Bill (DE), Texas.....	1971	Christy, Richard (RB), North Carolina.....	1960
Atkinson, Ricky (DB), S. Connecticut.....	1987	Cindrich, Ralph (LB), Pittsburgh.....	1972
Avezzano, Joe (OC), Florida St.....	1966	Clark, Allan (RB), Northern Arizona.....	1979-80
Baab, Mike (C), Texas.....	1988-89	Clark, Gail (LB), Michigan St.....	1974
Bailey, Bill (RB), Cincinnati.....	1969	Clark, Phil (DB), Northwestern.....	1971
Bain, Bill (OT), USC.....	1986	Clark, Steve (DE), Kansas St.....	1981
Baker, Melvin (WR), Texas Southern.....	1975	Clayborn, Raymond (CB), Texas.....	1977-89
Ballou, Mike (LB), UCLA.....	1970	Clayton, Stan (OT), Penn St.....	1990
Banks, Willie (G), Alcorn A&M.....	1973	Cloutier, Dave (DB), Maine.....	1964
Barnes, Bruce (P), UCLA.....	1973-74	Cobbs, Duffy (DB), Penn St.....	1987
Barnes, Pete (LB), So. University.....	1976-77	Coffey, Wayne (WR), SW Texas St.....	1987
Barnes, Rodrigo (LB), Rice.....	1974-75	Cohen, Abe (OG), Chattanooga.....	1960
Baty, Greg (TE), Stanford.....	1986-87	Colclough, Jim (WR), Boston College.....	1960-68
Beach, Walter (DB), Central Mich.....	1960-61	Coleman, Dennis (LB), Mississippi.....	1971
Beaudoin, Doug (S), Minnesota.....	1976-79	Coleman, Eric (DB), Wyoming.....	1989
Beer, Tom (TE), Houston.....	1970-72	Coleman, Pat (WR), Mississippi.....	1990
Bell, Bill (K), Kansas.....	1973	Collins, Tony (RB), East Carolina.....	1981-87
Bellino, Joe (RB), Navy.....	1965-67	Colton, George (OT), Maryland.....	1987
Bennett, Phil (LB), Miami.....	1960	Condon, Tom (OG), Boston College.....	1985
Benson, Mike (WR), S. Connecticut.....	1987	Conn, Dick (S), Georgia.....	1975-79
Benson, Thomas (LB), Oklahoma.....	1988	Cook, Marv (TE), Iowa.....	1989-90
Berger, Ron (DE), Wayne State.....	1969-72	Cooks, Terrence (LB), Nicholls St.....	1989
Beverly, Randy (DB), Colorado St.....	1970-71	Corbett, Steve (OG), Boston College.....	1975
Bianchini, Frank (RB), Hofstra.....	1987	Corcoran, Jim (QB), Maryland.....	1968
Biscacha, Joe (OE), Richmond.....	1960	Corsetti, Rico (LB), Bates.....	1987
Bishop, Richard (NT), Louisville.....	1976-81	Costick, Ray (LB), Miss St.....	1977-79
Black, Mel (LB), Eastern Illinois.....	1986-87	Cowan, Larry (RB), Jackson St.....	1982
Blackmon, Don (LB), Tulsa.....	1981-87	Crabtree, Eric (WR), Pittsburgh.....	1971
Blahak, Joe (CB), Nebraska.....	1976	Crawford, Elbert (OL), Arkansas.....	1990
Blanchard, Dick (LB), Tulsa.....	1972	Crawford, Jim (RB), Wyoming.....	1960-64
Blanks, Sid (RB), Texas A&I.....	1969-70	Creswell, Smiley (DE), Michigan St.....	1985
Bleier, Bob (QB), Richmond.....	1987	Cross, Bob (OT), Kilgore Jr. Col.....	1960
Bolton, Ron (DB), Norfolk St.....	1972-75	Crouthamel, Jake (RB), Dartmouth.....	1960
Boudreaux, Jim (DE), Louis. Tech.....	1966-68	Crow, Albert (DT), William & Mary.....	1960
Bowman, Jim (S), C. Michigan.....	1985-89	Crump, George (DE) East Carolina.....	1982-83
Boyd, Greg (S), Arizona.....	1973	Crump, Harry (RB), Boston College.....	1963
Boyd, Greg (DE), San Diego St.....	1977-78	Cryder, Bob (OG), Alabama.....	1978-83
Bradshaw, Morris (WR) Ohio St.....	1982	Cudzik, Walt (OC), Purdue.....	1960-63
Bramlett, John (LB), Memphis St.....	1969-70	Cunningham, Jay (DB), Bowling Green	1965-67
Briscoe, Marlin (WR), Nebraska (Omaha)	1976	Cunningham, Sam (RB), USC.....	73-79, 81-82
Brock, Pete (C), Colorado.....	1976-87	Currier, Bill (DB), So. Carolina.....	1980
Brown, Barry (TE-LB), Florida.....	1969-70	Cusick, Pete (NT), Ohio St.....	1975
Brown, Bill E. (LB), Syracuse.....	1960	Damkroger, Maury (LB), Nebraska.....	1974
Brown, Preston (WR), Vanderbilt....	1980, 1982	Danenbauer, Bill (DE), Emporia.....	1960
Brown, Sidney (CB), Oklahoma.....	1978	Davis, Elgin (RB), Cent. Florida.....	1987-88
Brown, Vincent (LB), Miss. Valley.....	1988-90	Davis, Greg (K), Citadel.....	1989
Browning, Dave (DE), Washington.....	1983	Davis, Jack (OG), Maryland.....	1960
Brune, Fred (DB), Ohio St.....	1960-62	Dawson, Bill (LB-TE-DE), Florida St.....	1965
Bryant, Hubie (WR), Minnesota.....	1971-72	Dawson, Lin (TE), N.C. State.....	1981-90
Buben, Mark (DL), Tufts.....	1979, 1981	Dee, Bob (DE), Holy Cross.....	1960-67
Bugenhagen, Gary (OT-G), Syracuse.....	1969-70	Delucca, Gerry (OT), Mid. Tenn St.....	1960-64
Buoniconiti, Nick (LB), Notre Dame.....	1962-68	DeRiggi, Fed (DT), Syracuse.....	1990
Burks, Steve (WR), Arkansas State.....	1975-77	Dimitroff, Tom (QB), Miami (O).....	1960
Burton, Ron (RB), Northwestern.....	1960-65	Discenzo, Tony (OT), Michigan St.....	1960
Byrd, Dennis (DT), North Carolina St.....	1968	Doig, Steve (LB), New Hampshire.....	1986-87
Cagle, John (DT-LB-G), Clemson St.....	1969	Dombroski, Paul (DB), Linfield.....	1981-84
Calhoun, Don (RB), Kansas St.....	1975-81	Donnalley, Kevin (DB), N. Dakota St.....	1981
Camarillo, Rich (P), Washington.....	1981-87	Dorsey, Nate (DE), Mississippi Val.....	1973
		Douglas, David (G), Tennessee.....	1989-90



Kimber, Bill (OE), Florida St.....	1961	Montler, Mike (OT), Colorado.....	1969-72
Kiner, Steve (LB), Tennessee.....	1971-73	Moore, Arthur (DT), Tulsa.....	1973-77
King, Claude (RB), Houston.....	1962	Moore, Greg (LB), Tenn.-Chattanooga.....	1987
King, Steve (LB), Tulsa.....	1973-81	Moore, Leroy (DE), Ft. Valley St.....	1961-62
Klein, Dick (OT), Iowa St.....	1961-62	Moore, Steve (OT), Tenn St.....	1983-87
Knief, Gayle (WR), Morningside.....	1970	Morgan, Stanley (WR), Tennessee.....	1977-89
Koontz, Ed (LB), Catawba.....	1968	Morriss, Guy (OC), Texas Christian....	1984-87
Krakau, Merv (LB), Iowa St.....	1978	Morris, Jamie (RB), Michigan.....	1990
Kuehn, Art (OC), UCLA.....	1983	Morris, Jon (OC), Holy Cross.....	1964-74
		Mosier, John (TE), Kansas.....	1973
LaFreniere, Bill (WR), Northeastern.....	1987	Moss, Roland (TE), Toledo.....	1971
Landry, Anthony (RB), Stephen F. Austin	1990	Mowatt, Zeke (TE), Florida State.....	1990
Larson, William (RB), Western Illinois.....	1960	Murphy, Bill (WR), Cornell.....	1968
Lasifer, Ike (DE), St. Augustine's.....	1970-71		
Lawson, Jamie (RB), North Carolina St.	1990	Nance, Jim (RB), Syracuse.....	1965-71
Lawson, Odell (RB), Langston.....	1970-71	Naposki, Eric (LB), Connecticut.....	1988-89
LeBlanc, Michael (RB), Stephen F. Austin	1987	Neighbors, Billy (OG), Alabam.....	1962-65
Lee, John (DE), Nebraska.....	1981	Nelson, Edmund (DE), Auburn.....	1988
Lee, Keith (DB), Colorado St.....	1981-84	Nelson, Steve (LB), N. Dakota St.....	1974-87
Lee, Robert (G), Missouri.....	1960	Neumann, Tom (RB), Northern Michigan.	1963
Lenkaitis, Bill (C), Penn St.....	1971-81	Neville, Tommy (OT), Mississippi.....	1965-77
Leo, Bobby (WR), Harvard.....	1967-68	Nichols, Bob (TE), Boston Unviersity...	1967-68
Leo, Charlie (OG), Indiana.....	1960-62	Oakes, Don (OT), Virginia Tech.....	1963-68
Lindquist, Paul (DT), New Hampshire.....	1961	O'Hanley, Ross (DB), Boston College.	1960-65
Lingner, Adam (OL), Illinois.....	1986	Osley, Willie (CB), Illinois.....	1974
Linne, Larry (WR), Texas-El Paso.....	1987	Outlaw, John (DB), Jackson St.....	1969-72
Lippett, Ronnie (DB), Miami (FL) 1983-88',	90	Overton, Don (RB), Faimont St.....	1990
Livingston, Walt (RB), Heidelberg.....	1960	Owen, Tom (QB), Wichita St.....	1976-81
Lofton, Oscar (OE), S.E. Louisiana.....	1960	Owens, Dennis (NT), N. Carolina St....	1982-86
Long, Charlie (OT), Chattanooga.....	1961-69		
Long, Mike (OE), Brandeis.....	1960	Parilli, Babe (QB), Kentucky.....	1961-67
Lott, Billy (RB), Mississippi.....	1961-63	Patrick, Mike (P), Mississippi St.....	1975-78
Loudd, Rommie (LB), UCLA.....	1961-62	Patton, Jerry (DE), Nebraska.....	1975
Loukas, Angelo (G), Northwestern.....	1970	Pennywell, Carlos (WR), Grambling....	1978-81
Lowery, Nick (K), Dartmouth.....	1978	Peoples, George (RB), Auburn.....	1983
Lowry, Orlando (LB),.....	1989	Perkins, Willis (OG), Texas Southern.....	1961
Lunsford, Mel (DE), Central (O.) St....	1973-80	Perryman, Robert (RB), Michigan.....	1987-89
		Peterson, Joe (CB), Nevada-Reno.....	1987
Maitland, Jack (RB), Williams.....	1971-72	Philpott, Ed (LB), Miami (O).....	1967-71
Mallory, Irvin (DB), Virginia Union.....	1971	Philips, Jess (RB), Michigan St.....	1976-77
Mangiero, Dino (NT), Rutgers.....	1987	Pickering, Clay (WR), Maine.....	1987
Mangum, John (DT), S. Mississippi.....	1966-67	Plunkett, Art (OT), UNLV.....	1985, 87
Marion, Fred (FS), Miami (FL).....	1982-90	Plunkett, Jim (QB), Stanford.....	1971-75
Marsh, Aaron (WR), Eastern KY.....	1968-69	Pope, Ken (CB), Oklahoma.....	1974
Marshall, Al (WR), Boise St.....	1974	Porell, Tom (NT), Boston College.....	1987
Martin, Donald (CB), Yale.....	1973	Porter, Willie (DB), Texas Southern.....	1968
Martin, Sammy (WR), LSU.....	1988-90	Posey, David (K), Florida.....	1978
Mason, Dave (S), Nebraska.....	1973	Prestridge, Luke (P), Baylor.....	1984
Massey, Jim (CB), Linfield.....	1974-75	Price, Kenny (LB), Iowa.....	1971
Mass, Wayne (OT), Miami.....	1972	Profit, Eugene (DB), Yale.....	1986-88
Match, Trevor (OC), Brigham Young.....	1985-88	Pruett, Perry (DB), North Texas St.....	1971
Matthews, Bill (LB), So. Dak. St.....	1979-81	Puetz, Garry (OG), Valparaiso.....	1979-81
Matthews, Henry (RB), Michigan St.....	1972	Purvis, Vic (WR), S. Mississippi.....	1966-67
May, Art (DE), Tuskegee.....	1971	Pyne, George (OT), Olivet.....	1965
McAlister, James (RB/KR), UCLA.....	1978		
McCabe, Jerry (LB), Holy Cross.....	1987	Rademacher, Bill (WR), N. Mich. St....	1969-70
McCall, Bob (RB), Arizona.....	1973	Ramsey, Derrick (TE), Kentucky.....	1983-85
McComb, Don (DE), Bradley.....	1960	Ramsey, Tom (QB), UCLA.....	1985-88
McCray, Prentice (S), Arizona St.....	1974-80	Ratkowski, Ray (RB), Notre Dame.....	1961
McCurry, Dave (S), Iowa St.....	1974	Ray, Eddie (RB-P), LSU.....	1970
McDougald, Doug (DE), VPI.....	1980	Reed, Benton (DE), Mississippi.....	1987
McGee, George (OT), Southern.....	1960	Rehder, Tom (OT), Notre Dame.....	1988-89
McGee, Tony (DE), Bishop (Tex.).....	1974-81	Reilly, Kevin (LB), Villanova.....	1975
McGrew, Lawrence (LB), USC.....	1980-89	Rembert, Johnny (LB), Clemson.....	1983-90
McHale, Joe (LB), Delaware.....	1987	Reynolds, Bob (OT), Bowling Green..	1972-73
McKay, Bob (OT), Texas.....	1976-78	Reynolds, Ed (LB), Virginia.....	1983-90
McKinnon, Don (LB), Dartmouth.....	1963-64	Reynolds, Tom (WR), San Diego St.....	1972
McMahon, Art (DB), N. Carolina St....	1968-72	Rice, Rodney (DB), BYU.....	1989
McMurtry, Greg (WR), Michigan.....	1990	Richardson, Al (DE), Grambling.....	1960
McNeil, Emmanuel (NT), Tenn.-Martin....	1989	Richardson, Jesse (DT), Alabama.....	1962-64
McQuay, Leon (RB), Tampa.....	1975	Richardson, Tom (WR), Jackson St....	1969-70
McSwain, Chuck (RB), Clemson.....	1987	Robinson, Bo (RB), W. Texas St.....	1984
McSwain, Rod (CB), Clemson.....	1984-90	Robinson, Greg (OT), Sacramento St....	1987
Meixler, Ed (LB), Boston University.....	1965	Robinson, Junior (CB), E. Carolina.....	1990
Mildren, Jack (S), Oklahoma.....	1974	Robinson, Rex (K), Georgia.....	1982
Miller, Al (RB), Boston College.....	1960	Robotti, Frank (LB-RB), Boston College..	1961
Miller, Dan (K), Miami, Fl.....	1982	Rogers, Doug (DE), Stanford.....	1984
Mirich, Rex (DT), Northern Arizona.....	1970	Romaniszyn, Jim (LB), Edinboro St. (PA).	1976
Mitchell, Leroy (DB), Texas Southern.	1967-68	Romeo, Tony (TE), Florida St.....	1962-67



Romine, Al (DB), Florence St.....	1961	Tipton, Dave (NT), Western Illinois....	1975-76
Rowe, Dave (DT), Penn St.....	1971-73	Toler, Ken (WR), Mississippi.....	1981-82
Rucker, Reggie (WR), Boston Univ.....	1971-74	Toner, Ed (DT), Massachusetts.....	1967-70
Rudolph, Jack (LB), Georgia Tech.....	1960-65	Towns, Bobby (DB), Georgia.....	1961
Ruth, Mike (NT), Boston College.....	1986-87	Trull, Don (QB), Baylor.....	1967
		Tucker, Erroll (DB), Utah.....	1989
Sacco, Frank (LB), Fordham.....	1987	Turner, Bake (WR), Texas Tech.....	1970
Sanders, John (S), South Dakota.....	1974-76	Turner, Bill (DE), Boston College.....	1987
Sandham, Todd (OG), Northeastern.....	1987	Twombly, Darren (C), Boston College.....	1987
Sanford, Rick (FS), South Carolina.....	1979-84		
Saranovitz, Brian (OG), New Hampshire.....	1987	Van Eeghen, Mark (RB), Colgate.....	1982-83
Sardisco, Tony (OG), Tulane.....	1960-62	Vataha, Randy (WR), Stanford.....	1971-76
Satcher, Doug (LB), S. Mississippi.....	1966-68	Veris, Garin (DE), Stanford.....	1985-88, 90
Sawyer, Jon (CB), Cincinnati.....	1987	Viaene, David (OT), Minnesota-Duluth.....	1989-90
Scarpito, Bob (WR-P), Notre Dame.....	1968	Villa, Danny (OT), Arizona St.....	1987-90
Schaum, Greg (DE), Michigan St.....	1978	Virkus, Scott (DE), San Fran. City Col....	1984
Schmidt, Bob (OT), Minnesota.....	1964		
Scholtz, Bruce (LB), Texas.....	1989	Walker, Mike (K), None.....	1972
Schottenheimer, Marty (LB), Pittsburgh.....	1969-70	Ward, David (LB), Southern Ark.....	1989
Schubert, Eric (K), Pittsburgh.....	1987	Washington, Clyde (DB), Purdue.....	1960-61
Schubert, Steve (WR), Massachusetts.....	1974	Washington, Mark (CB), Morgan St.....	1979
Schwedes, Gerhardt (RB), Syracuse.....	1960-61	Washington, Mickey (CB), Texas A&M ...	1990
Scott, Clarence (DB), Morgan St.....	1969-72	Watson, Dave (G), Georgia Tech.....	1963-64
Scott, Willie (TE), South Carolina.....	1986-88	Weathers, Clarence (WR), Delaware St.....	1983-84
Sealby, Randy (LB), Missouri.....	1987	Weathers, Robt. (RB), Arizona St.....	1982-86
Sellers, Ron (WR), Florida St.....	1969-71	Webb, Don (DB), Iowa St.....	1961-71
Shegog, Ron (SS), Austin Peay.....	1987	Webster, George (LB), Michigan St.....	1974-76
Sherman, Tom (QB-DB), Penn St.....	1968-69	Weisacosky, Ed (LB), Miami.....	1971-72
Shiner, Dick (QB), Maryland.....	1973-74	Weishuhn, Clayton (LB)	
Shoate, Rod (LB), Oklahoma.....	1975-81	Angelo St.....	1982-84, 86
Shonta, Chuck (DB), E. Michigan.....	1960-67	Welch, Claxton (RB), Oregon.....	1973
Shorts, Peter (DE), Illinois St.....	1989	Wells, Billy (RB), Michigan St.....	1960
Sievers, Eric (TE), Maryland.....	1989-90	West, Mel (DB), Missouri.....	1961
Simerson, John (OT), Purdue.....	1961	Westbrook, Don (WR), Nebraska.....	1977-81
Sims, Kenneth (DE), Texas.....	1982-89	Whalen, Jim (TE), Boston College.....	1965-69
Singer, Carl (OT), Purdue.....	1966-68	Wheeler, Dwight (OT), Tennessee St.....	1978-83
Singleton, Chris (LB), Arizona.....	1990	White, Harvey (QB), Clemson.....	1960
Smith, Connell (DE), Southern Univ... ..	1973-74	White, Jeff (K-P), Texas El Paso.....	1973
Smith, Hal (DT), UCLA.....	1960	White, Jim (DE), Colorado St.....	1972
Smith, John (K) Southampton (Eng.).....	1974-83	Whittingham, Fred (LB), California Poly... ..	1970
Smith, Ricky (DB), Alabama St.....	1982-84	Whitten, Todd (QB), Stephen F. Austin... ..	1987
Smith, Sean (DE), Georgia Tech.....	1990	Whiard, Murray (DE), Frostburg St.....	1987
Snyder, Al (WR), Holy Cross.....	1964	Wilburn, Steve (DE), Illinois St.....	1987
Solitis, Bob (DB), Minnesota.....	1960-61	William, J.R. (LB-C), La. Tech.....	1968-70
Songin, Ed (Butch) (QB), B.C.....	1960-61	Williams, Brent (DE), Toledo.....	1986-90
Spears, Ron (DE), San Diego St.....	1982-83	Williams, Brian (TE), Southern.....	1982
Starring, Stephen (WR), McNeese.....	1983-87	Williams, Brooks (TE), N. Carolina.....	1983
Stavrovsky, Jason (K), Tulsa.....	1988-90	Williams, Derwin (WR), New Mexico... ..	1985-87
Steinfort, Fred (K), Boston College.....	1983	Williams, Ed (LB), Texas.....	1984-87, 90
Stenger, Brian (LB), Notre Dame.....	1973	Williams, Jon (RB), Penn St.....	1984
Stephens, John (RB), NW (La.) St.....	1988-90	Williams, Lester (NT), Miami (FL).....	1982-85
Stephens, Tom (DB-TE), Syracuse.....	1960-64	Williams, Perry (CB), Clemson.....	1987
Stingley, Darryl (WR), Purdue.....	1973-77	Williams, Toby (DE), Nebraska.....	1983-88
St. Jean, Lennie (OG), N. Michigan... ..	1964-73	Wilson, Curtis (OC), Missouri.....	1989
Stokes, Eric (C-G), Northeastern.....	1987	Wilson, Darrell (DB), Conn.....	1981
Stolberg, Eric (WR), Indiana.....	1971	Wilson, Ed (QB), Arizona St.....	1965
Striegall, Bill (LB), College of Pacific.....	1960	Wilson, Darryal (WR), Tennessee.....	1983
Studstill, Pat (P), Houston.....	1972	Wilson, Jerrel (P), S. Mississippi.....	1978
Sturt, Fred (G), Bowling Green.....	1976-78	Wilson, Joe (RB), Holy Cross.....	1974
Suci, Bob (DB), Michigan St.....	1963	Wilson, Marc (QB), BYU.....	1989-90
Swanson, Terry (P), Massachusetts... ..	1967-68	Windsor, Bob (TE), Kentucky.....	1972-75
Sweet, Joe (WR), Tennessee St.....	1974	Wirgowski, Dennis (DE), Purdue.....	1970-72
Sykes, Alfred (WR), Florida A&M.....	1971	Witt, Mel (DT), Arlington State.....	1967-70
		Woods, Carl (RB), Vanderbilt.....	1987
Taliaferro, Mike (QB), Illinois.....	1968-71	Wooten, Ron (OG), N. Carolina.....	1982-88
Tanner, John (LB-DE), Tenn. Tech....	1973-74	Wonsley, George (RB), Miss. St.....	1989
Tardits, Richard (LB), Georgia.....	1990	Wright, Elmo (WR), Houston.....	1975
Tarver, John (RB), Colorado.....	1972-74		
Tatupu, Mosi (RB), USC.....	1978-90	Yates, Bob (OT-G-C), Syracuse.....	1960-65
Taylor, Greg (RB), Virginia.....	1982	Yewcic, Tom (P-QB), Michigan St.....	1961-66
Taylor, Kitrick (WR), Wash. St.....	1989		
Thomas, Ben (DE), Auburn.....	1985	Zabel, Steve (LB), Oklahoma.....	1975-78
Thomas, Donnie (LB), Indiana.....	1976	Zackery, Tony (FS), Washington.....	1990
Thomas, Gene (RB), Florida A&M.....	1968	Zamberlin, John (LB), Pac. Lutheran... ..	1979-82
Timpson, Michael (WR), Penn St.....	1989-90	Zendejas, Joaquin (K), LaVerne (CA).....	1983
Tippett, Andre (LB), Iowa.....	1982-88, 90		



ALL-TIME PATRIOTS DRAFT

1991

1a. Pat Harlow, 11, (T) Southern California (Patriots traded their first round selection, 1st pick, for Cowboys' first round selection, 11th pick, and Dallas' second round selection, 41st pick); 1b. Leonard Russell, 14, (RB) Arizona State (choice from Dallas in exchange for Patriots' 1st round, 17th pick acquired from Houston, and Patriots' 1991 4th round, 110th pick, acquired from Buffalo in 1990); 2. Jerome Henderson, 41, (CB) Clemson (choice from Dallas); 3. Calvin Stephens, 56, (G) South Carolina; 4. Scott Zolak, 84, (QB) Maryland; 5a. Jon Vaughn, 112, (RB) Michigan; 5b. Ben Coates, 124, (TE) Livingstone College (choice from L.A. Raiders through Dallas, along with a 4th round pick in 1992, in exchange for Patriots' 1991 4th round selection, 100th pick, acquired from Pittsburgh); 6. David Key, 140, (CB) Michigan; 7. Blake Miller, 168, (C) Louisiana State; 8. Harry Colon, 196, (SS) Missouri; 9. O'Neil Glenn, 224, (G) Maryland; 10. Randy Bethel, 251, (TE) Miami (Fla.); 11a. Vincent Moore, 279, (WR) Tennessee; 11b. Paul Alsbury, 303, (P) SW Texas State (choice from San Diego through the L.A. Raiders, along with a 4th round selection in 1992, in exchange for Patriots' 1991 5th round selection, 127th pick, acquired from Pittsburgh); 12. Timothy Edwards, 307, (DT) Delta State.

1990

1a. Chris Singleton, 8, (LB) Arizona (Patriots traded their 1st round, 3rd pick, and 2nd round, 29th pick for Seahawks' two 1st round selections, 8th and 10th picks and Seattle's 3rd round pick); 1b. Ray Agnew, 10, (DE) North Carolina State (choice from Seattle); 2. Choice to Seattle; 3a. Tom Hodson, 59, (QB) Louisiana State; 3b. Greg McMurtry, 80, (WR) Michigan (acquired from Dallas along with Cowboys' 7th round pick, later traded to Buffalo and the Cowboys' 5th round, 120th pick, in exchange for Patriots' 3rd round selection, originally Seattle's, NE's 6th round, 143rd pick, and 8th round, 197th pick); 5a. Junior Robinson, 110, (DB) East Carolina (choice from Washington, along with Redskins' 2nd pick in the 5th round, which was later traded to Denver, in exchange for Patriots' 4th round, 86th pick); 5b. Jon Melander, 113, (OT) Minnesota; 5c. James Gray, 120, (RB) Texas Tech (choice from Dallas); 6. Choice to Dallas; 7. Choices to Buffalo; 8. Choice to Dallas; 9. Shawn Bouwens, 226, (OG) Nebraska-Wesleyan; 10. Anthony Landry, 253, (RB) Stephen F. Austin; 11. Sean Smith, 280, (DE) Georgia Tech; 12a. Ventson Donelson, 309, (DB) Michigan State; 12b. Blaine Rose, 322, (OG) Maryland (choice from Buffalo, along with a 4th round pick in 1991, in exchange for Patriots' two 7th round picks in 1990, one of which came from Dallas).

1989

1. Hart Lee Dykes, 16, (WR) Oklahoma State; 2. Eric Coleman, 43, (DB) Wyoming; 3a. Marv Cook, 63, (TE) Iowa (choice from Tampa Bay for Stephen Starring trade of 1988); 3b. Chris Gannon, 73, (DE) S. W. Louisiana; 4a. Maurice Hurst, 96, (DB) Southern (from Washington for Patriots fifth-round pick of 1988); 4b. Michael Timpson, 100, (WR) Penn State; 5. (127th pick, sent to Green Bay through Cleveland as part of 1988 trade for Mike Baab); 6. Eric Mitchel, 166, (RB) Oklahoma (Patriots traded their 6th round, 157th pick, for Raiders' 6th round pick, 166, and NE gains Raiders' 8th round, 224th pick); 7a. Eric Lindstrom, 178, (LB) Boston College (from Raiders as part of Brian Holloway trade of 1987); 7b. (sent to San Diego for Thomas Benson trade of 1988); 8a. Rodney Rice, 211, (DB) Brigham Young; 8b. Tony Zackery, 224, (DB) Washington (from Raiders as part of draft-day trade exchanging 6th round picks; originally San Francisco's pick); 9a. Darron Norris, 241, (RB) Texas; 9b. Curtis Wilson, 248, (OC) Missouri (from Minnesota for Patriots' 11th-round pick of 1988); 10. Emanuel McNeil, 268, (NT) Tennessee-Martin; 11. Tony Hinz, 295, (FB) Harvard; 12. Aaron Chubb, 325, (LB) Georgia.

1988

1. John Stephens, 17, (RB) Northwestern (La.) State; 2. Vincent Brown, 43, (LB) Mississippi Valley State; 3. Tom Rehder, 69, (T) Notre Dame; 4a. Tim Goad, 87, (NT) North Carolina (from Tampa Bay in exchange for NE's 1987 fifth-round pick); 4b. Sammy Martin, 97, (WR/KR) LSU (from Minnesota in 1987 trade for QB Rich Gannon); 4c. Teddy Garcia, 100, (K) Northeast Louisiana; 5. Troy Wolkow, 115, (G) Minnesota; 5b. Patriots selection #127 traded to Washington in exchange for Redskins' fourth-round choice in 1989; 6. Steve Johnson, 154, (TE) Virginia Tech; 7. Darryl Usher, 181, (WR/KR) Illinois; 8. Patriots selection #236 to Chicago as part of QB Doug Flutie trade; 9. Neil Galbraith, 240, (CB) Central (Oklahoma) State; 10. Rodney Lossow, 267, (C) Wisconsin (from L.A. Raiders as part of 1987 trade for OT Brian Holloway); 11. Marvin Allen, 294, (RB) Tulane; 11b. Patriots selection #296 traded to Minnesota in exchange for Vikings' ninth-round choice in 1989; 12. Dave Nugent, 321, (NT) Boston College.

1987

1. Bruce Armstrong, 23, (OT), Louisville; 2. Patriots' selection 51 overall traded to Tampa Bay as part of OT-OG Sean Farrell trade (also 7th and 9th round picks); 3a. Bob Perryman, 79, (RB), Michigan; 3b. Patriots trade 81 overall and 10th round pick, 275 overall, to LA Raiders for Raiders' two fourth round picks, 98 and 102 overall; 81 overall pick originally from Washington for WR Ricky Sanders trade; 4a. Rich Gannon, 98, (QB-RB), Delaware; 4b. Derrick Beasley, 102, (DB), Winston-Salem; 4c. Tim Jordan, 107, (LB), Wisconsin; 5a. Danny Villa, 113, (OT), Arizona State (choice from San Diego for DB Vencie Glenn trade); 5b. Tom Gibson, 116, (DE), Northern Arizona (choice from Tampa Bay for Patriots' 6th round pick in 1986); 6. Gene Taylor, 163, (WR), Fresno State; 7. Patriots' selection 191 overall traded to Tampa Bay as part of Sean Farrell trade; 8. Patriots' selection 219 overall traded to Kansas City for TE Willie Scott; 9. Patriots' selection 247 overall traded to Tampa Bay as part of OT-OG Sean Farrell trade; 10. Patriots' selection, 275 overall, and 3rd round pick, 81 overall, traded to LA Raiders for two fourth round picks, 98 and 102 overall; 11. Carlos Reveiz, 302, (K), Tennessee; 12. Elgin Davis, 330, (RB), Central Florida.



1986

1. Reggie Dupard, 26, (RB) Southern Methodist; 2a. Mike Ruth, 42 (NT), Boston College (choice from Seattle as part of Bob Cryder trade of 1984); 2b. Vencie Glenn, 54, (DB) Indiana State; 3. Patriots' selection 81 overall forfeited; 4. Scott Gieselmann, 109, (TE) Boston College; 5. Greg Robinson, 137, (OG/OT), Sacramento State; 6. Patriots' selection 164 overall traded to Tampa Bay for Buccaneers' fifth-round pick in 1987; 7a. Ray McDonald, 187, (WR), Florida (choice from San Francisco as part of Matt Cavanaugh trade of 1983); 7b. Brent Williams, 193, (DE) Toledo; 8. Greg Baty, 220, (TE) Stanford; 9. George Colton, 248, (OG) Maryland; 10. Cletis Jones, 276, (RB) Florida State; 11. Gene Thomas, 303, (WR), University of Pacific; 12. Don McAulay, 330, (K) Syracuse.

1985

1. Patriots' selection 16 overall traded to San Francisco; 1. Trevor Matich, 28, (OC) BYU (choice from San Francisco); 2a. Garin Veris, 48, (DE) Stanford; 2b. Jim Bowman, 52, (DB) Central Michigan (choice from LA Raiders part of Mike Haynes deal of 1983); 2c. Ben Thomas, 56, (DE) Auburn (choice from San Francisco); 3. Patriots' selection to San Francisco; 3. Audrey McMillian, 84, (DB) Houston (choice from San Francisco); 4a. Tom Toth, 102, (OT) Western Michigan; 4b. Gerard Phelan, 108, (WR) Boston College (choice from LA Raiders part of Shelby Jordan deal of 1983) 5. Choice to Cincinnati as part of WR Irving Fryar tradeup deal of 1984; 6. Choice to Philadelphia as part of K Tony Franklin deal of 1984; 7a. Choice to LA Raiders as part of the Mike Haynes deal of 1983; 7b. Choice to LA Raiders; 8a. Choice to Atlanta for DB Rod McSwain (1984); 8b. Miford Hodge, 224, (DE) Washington State (choice from San Francisco part of Matt Cavanaugh deal of 1983); 9. Choice to Pittsburgh for RB/WR Greg Hawthorne (1984); 10. Choice to Denver for P Luke Prestridge (1984); 11. Paul Lewis, 296, (RB) Boston University; 12. Tony Mumford, 328, (RB) Penn State.

1984

1. Irving Fryar, 1, (WR) Nebraska; 2. Ed Williams, 43, (LB) Texas; 3. Jonathan Williams, 70, (RB) Penn State; 5. Paul Fairchild, 124, (OG) Kansas; 6. Ernest Gibson, 151, (DB) Furman; 7a. Bruce Kallmeyer, 184, (K) Kansas; 7b. Derwin Williams, 192, (WR) New Mexico; 8. James Keyton, 211, (OT) Arizona State; 9a. Scott Bolzan, 238, (OT) Northern Illinois; 9b. David Windham, 251, (LB), Jackson State; 11. Charlie Flager, 292, (OG) Washington State; 12. Harper Howell, 319, (TE), UCLA. SUPPLEMENTAL DRAFT: 1. Ricky Sanders, 16 (WR) Southwest Texas State; 2. Eric Jordan, 43, (RB) Purdue; 3. Walter Lewis, 70, (QB) Alabama.

1983

1. Tony Eason, 15, (QB) Illinois. 2. Darryal Wilson, 47, (WR) Tennessee. 3a. Stephan Starring, 74, (WR) McNeese State. 3b. Steve Moore, 80, (OG/OT) Tennessee State (choice from San Diego in FS Tim Fox trade). 4. Johnny Rembert, 101, (LB) Clemson. 5a. Smiley Creswell, 118, (DE) Michigan State (choice from Chicago in LB Rod Shoate trade). 5b. Darryl Lewis, 128, (TE) Texas-Arlington. 6. Mike Bass, 155, (K) Illinois. 7. Craig James, 187, (RB) SMU/Washington-USFL. 8. Ronnie Lippett, 214, (DB) Miami (FL). 9a. Ricky Williams, 233, (RB) Langston (choice from New Orleans). 9b. Mark Keel, 240, (TE) Arizona/Arizona—USFL. 10a. James Williams, 264, (TE) Wyoming (choice from NY Giants in LB Bill Matthews trade). 10b. Toby Williams, 265, (DE) Nebraska (choice from New Orleans). 10c. Tom Ramsey, 267, (QB) UCLA/Los Angeles—USFL. 11a. Steve Parker, 292, (WR/KR) Abilene Christian (choice from New Orleans). 11b. Calvin Eason, 294, (DB) Houston. 12a. Waddell Kelly, 319, (RB) Arkansas State (choice from New Orleans). 12b. Andy Ekern, 326, (OT) Missouri.

1982

1a. Ken Sims, 1 (DE) Texas. 1b. Lester Williams, 27, (DT) Miami (FL) (choice from San Francisco in TE Russ Francis deal). 2. own choice (29th overall) traded to San Francisco. 2a. Robert Weathers, 40, (RB) Arizona State (choice from San Diego in FS Tim Fox deal.) 2b. Andre Tippett, 41, (LB) Iowa (choice from San Francisco). 2c. Darryl Haley, 55, (OT) Utah (choice from San Francisco). 3a. Cedric Jones, 56, (WR/KR) Duke. 3b. Clayton Weishuhn, 60, (LB) Angelo State (choice from Seattle for RB Horace Ivory). 4a. George Crump, 85, (DE) East Carolina. 4b. Brian Ingram, 111, (LB) Tennessee (choice from San Francisco in TE Russ Francis deal). 5. Fred Marion, 112, (DB) Miami (FL). 6. Ricky Smith, 141, (DB) Alabama State. 7. Jeff Roberts, 168, (LB) Tulane. 8. Ken Collins, 197, (LB) Washington State. 9. Kelvin Murdock, 224, (WR) Troy State. 10. Brian Clark, 253, (K) Florida. 11a. used to select WR Chy Davidson of Rhode Island in 1981 supplemental draft. 11b. Steve Sandon, 296, (QB) Northern Iowa (choice from NY Giants for DB Bill Currier). 12. Greg Taylor, 308, (WR/KR) Virginia.

1981

1. Brian Holloway, 19, (OT) Stanford. 2. Tony Collins, 47, (RB/KR) East Carolina. 3. choice to Minnesota for RB Chuck Foreman. 4. Don Blackmon, 102, (LB) Tulsa. 5. Steve Clark, 130, (DE) Kansas State. 6. Ron Wooten, 157, (OG) North Carolina. 7. Ken Toler, 185, (WR) Mississippi. 8a. Ken Naber, 194, (P) Stanford (choice from New Orleans for OG Sam Adams). 8b. Lin Dawson, 212, (TE) North Carolina State. 9. choice to Detroit for LB Ed O'Neill. 10. choice to Cleveland for DE Ernest Pirce. 11. Brian Buckley, 295, (QB) Harvard. 12. Cris Crissy, 323, (DB/KR) Princeton.



1980

1a. Roland James, 14, (DB) Tennessee. 1b. Vagas Ferguson, 25, (RB), Notre Dame (choice from Houston in OT Leon Gray deal). 2. Larry McGrew, 45, (LB) USC. 3. Steve McMichael, 73, (DT) Texas. 4 choice to Los Angeles in WR Harold Jackson deal. 5. Doug McDougald, 124, (DE), VPI. 6a. choice to Cleveland for DE Mike St. Clair. 6b. Preston Brown, 160, (WR/KR) Vanderbilt (choice from Houston in OT Leon Gray deal). 7. Tom Kearns, 180, (OG) Kentucky. 8. Mike House, 208, (TE) Pacific. 9. Barry Burget, 235, (LB) Oklahoma. 10. Tom Daniel, 266, (OC) Georgia Tech. 11. Mike Hubach, 293, (P) Kansas. 12. Jimmy Jordan, 320, (QB) Florida State.

1979

1. Rick Sanford, 25, (DB) South Carolina. 2. Bob Golic, 52, (LB) Notre Dame. 3. (Choice to Los Angeles) in WR Harold Jackson deal. 4. Eddie Hare, 106, (P) Tulsa. 5. John Zamberlin, 135, (LB) Pacific Lutheran. 6. (Choice to Pittsburgh). 7a. Judson Flint, 177, (DB) Memphis State (choice from Washington). 7b. choice forfeited. 8. Randy Love, 216, (RB) Houston. 9. John Spagnola, 245, (TE) Yale. 10. Martin Cox, 270, (WR) Vanderbilt (choice from Denver); Allan Clark, 271, (RB) Northern Arizona. 11. (Choice to Washington). 12. (Choice to Detroit).

1978

1. Bob Cryder, 18 (G) Alabama. 2. Matt Cavanaugh, 50, (QB) Pittsburgh. 3. Carlos Pennywell, 77, (WR) Grambling. 4. Dwight Wheeler, 102, (T) Tennessee State. 5. Bill Matthews 129, (LB) South Dakota State. 6. Kem Coleman, 156, (LB) Mississippi. 7. Mike Hawkins, 188, (LB) Texas A&I. 8a. Terry Falcon, 198, (G) Montana (choice from Buffalo through Philadelphia); 8b. Mosi Tatupu, 215, (RB) Southern California. 9. Tim Petersen, 242, (LB) Arizona State. 10. Bryan Ferguson, 269, (DB) Miami. 11. Charlie Williams 296, (LB) Florida. 12. John Gibney, 328, (C) Colgate.

1977

1a. Raymond Clayborn, 16, (DB) Texas (choice from San Francisco); 1b. Stanley Morgan, 25, (WR) Tennessee. 2a. Horace Ivory, 44, (RB) Oklahoma (choice from San Francisco); 2b. Don Hasselbeck, 52, (TE) Colorado. 3. Sidney Brown, 82, (DB) Oklahoma. 4. Gerald Skinner, 109, (T) Arkansas. 5. (Choice to St. Louis). 6. (Choice to Houston). 7. Ken Smith, 192, (WR) Arkansas-Pine Bluff. 8. Brad Benson, 219, (G) Penn State. 9. Jerry Vogele, 249, (LB) Michigan. 10a. John Rasmussen, 276, (T) Wisconsin; 10b. Giles Alexander, 279, (DE) Tulsa (choice from Oakland). 11. Ray Costict, 303, (LB) Mississippi State. 12. Dave Preston, 333, (RB) Bowling Green.

1976

1a. Mike Haynes, 5, (DB) Arizona State; 1b. Pete Brock, 12, (C) Colorado (choice from San Francisco); 1c. Tim Fox, 21, (DB) Ohio State (choice from Houston through San Francisco). 2. Ike Forte, 35, (RB) Arkansas. 3. (Choice to Chicago). 4. (Choice to Cleveland through Philadelphia). 5. (Choice to San Diego). 6. (Choice to New York Giants); 6b. Greg Boyd, 170, (DE) San Diego State. 7. (Choice to Cincinnati); Perry Brooks, 202, (DT) Southern (choice from Houston). 8. (Choice to Philadelphia); Stu Betts, 235, (RB) Northern Michigan (choice from Minnesota). 9. Doug Beaudoin, 243, (DB) Minnesota. 10. Ricky Feacher, 270, (WR) Miss. Valley. 11. Donnie Thomas, 298, (LB) Indiana. 12. Nathaniel Bell, 325, (DT) Tulane. 13. James Jones, 352, (DB) Central Michigan. 14. David Quehl, 382, (WR) Holy Cross. 15. Bernard Coleman, 409, (WR) Bethune-Cookman. 16. Clifford Brown, 436, (DT) Tuskegee. 17. Todd Anderson, 465, (C) Stanford.

1975

1. Russ Francis, 16, (TE) Oregon. 2. Rod Shoate, 41, (LB) Oklahoma. 3. Pete Cusick, 66, (DT) Ohio State. 4. Allen Carter, 86, (RB) So. California (choice from San Diego through Cleveland); Steve Burks, 91, (WR) Arkansas State. 5. Steve Grogan, 116, (QB) Kansas State; Steve Freeman, 117, (DB) Mississippi St. (choice from Philadelphia). 6. (Choice to Detroit). 7. Lawrence Williams, 172, (WR) Texas Tech. 8. (Choice to Chicago). 9. (Choice to Pittsburgh). 10. (Choice to Pittsburgh). 11. Rene Garnett, 272, (DB) Idaho State. 12. Matt Kendon, 297, (DT) Idaho State; Conredge Holloway, 306, (QB-DB) Tennessee (choice from Washington). 13. Joe Harvey, 328, (DE) Northern Michigan. 14. Tom Gossom, 353, (WR) Auburn. 15. Don Clayton, 378, (RB) Murray State. 16. Kerry Marbury, 403, (RB) West Virginia. 17. Myke Horton, 428, (T) UCLA.

1974

1. (Choice to San Francisco). 2. Steve Corbett, 30, (G) Boston College (choice from Chicago); Steve Nelson, 34, (LB) North Dakota State. 3. (Choice to Chicago through Washington). 4. (Choice to Cincinnati). 5. Andy Johnson, 113, (RB) Georgia; Charlie Battle, 124, (LB-DE) Grambling (choice from Washington through New Orleans). 6. (Choice to Baltimore); Chuck Ramsey, 141, (P) Wake Forest (choice from Philadelphia). 7. (Choice to Pittsburgh); Maury Damkroger, 178, (LB) Nebraska (choice from Washington). 8. (choice to Chicago). 9a. Ed McCartney, 209, (TE) Northeast Oklahoma (from Houston); 9b. (choice to Washington). 10. (Choice to Pittsburgh). 11. Archie Gibson, 268, (RB) Utah State. 12. Eddie Foster, 296, (T) Oklahoma. 13. Phil Benett, 321, (RB) Boston College. 14. Cecil Bowers, 346, (RB) Kentucky. 15. Sam Hunt, 374, (LB) Stephen F. Austin. 16. Lucious Selmon, 399, (DT) Oklahoma. 17. Gary Hudson, 424, (DB) Boston College.



1966

1. Karl Singer, (T) Purdue; Willie Townes, (T) Tulsa. 2. Jim Boudreaux, (T) La. Tech; Ken Avery, (LB) Miss. Southern. 3. Harold Lucas, (T) Mich. State; Ed Toner, (G) U. Massachusetts. 4. (Choice to New York); Heath Wingate, (T) Bowling Green. 5. John Mangum, (T) Miss. Southern; Ray Perkins, (E) Alabama. 6. Dan Irby, (T) Louis. Tech.; Joe Avezzano, (G) Florida State. 7. Jim Battles, (T) Southern U.; Brent Caston (DB) Mississippi. 8. Sam Montgomery, (DB) Southern; Tom Schaefer, (RB) Chattanooga. 9. Doug Satcher, (LB) Southern; Jack White, (QB) Penn State. 10. Dennis Brewster, (T) BYU; Bob Ellis, (HB) Massachusetts. 11. (Choice to New York); Jay Marion, (DB) Wyoming. 12. Dick Fugere, (LB) Cincinnati. 13. Tom Carr, (FB) Bates St. 14. Bob Hall, (DB) Brown. 15. Billy Laird, (QB) La. Tech. 16. Buddy Owens, (G) Michigan State. 17. Dick Capp. (DE) Boston College. 18. John Pincavage, (E-DB) Virginia. 19. Joe Novogratz, (G) Pittsburgh. 20. Paul Soule, (HB) Bowdoin.

1965

1. Jerry Rush, (T) Michigan State; Dave McCormick, (T) LSU. 2. (Choice to Houston); Bob Kowlowski, (T) Virginia. 3. Jim Whalen, (E) Boston College; Bob Cappadonna, (FB) Northeastern. 4. Ellis Johnson, (HB) S.E. Louisiana; Dick Arrington, (G) Notre Dame. 5. Corwyn Aldredge, (E) N.W. Louisiana; Dennis Smith, (DE) Cincinnati. 6. Justin Canale, (G) Mississippi State; Billy Ezell, (DB) LSU. 7. Tom Neville, (T) Mississippi State; John Hankinson, (QB) Minnesota. 8. Fred Brown, (E) Miami; Beau Colle, (DB) LSU. 9. Bob Malone, (T) Louisiana Tech.; Charles Brown, (T) Tulsa. 10. (Choice to Buffalo); Dave Hettema, (T) New Mexico. 11. John Frechette. (T) Boston College; Roy Schmidt, (G) Long Beach State. 12. Jim Weatherly, (DB) Mississippi; Leon Stanridge, (E) San Diego State. 13. Charlie Green, (QB) Winterberg, 14. Jay Cunningham, (HB) Bowling Green. 15. Ted Rodosevitch, (G) Cincinnati, 16. George Pyne, (T) Olivet. 17. White Graves, (DB) LSU; Dave Lee, (E) Louisiana Tech. 18. Ed Meixler, (LB) Boston University. 19. Jim Nance (FB) Syracuse. 20. Fred Fugazzi, (FB) Missouri Valley.

1964

1. Jack Concannon, (QB) Boston College. 2. Jim Kelly, (E) Notre Dame. 3. (Choice to Denver). 4. Jon Morris, (E) Holy Cross. 5. (Choice to San Diego). 6. Jim Mazurek, (G) Syracuse. 7. T.W. Alley, (T) William & Mary. 8. J.D. Garrett, (HB) Grambling; Roger Lalonde, (T) Muskingum. 9. Lennie St. Jean, (E) N. Michigan. 10 (Choice to Buffalo). 11. Jim Barrett, (HB) Boston College. 12. (Choice to Kansas City). 13. Joe Scarpati, (DB) N. Carolina State. 14. Jim Wilson, (T) Georgia. 15. Tony Gibbons (T) John Carroll. 16. Pete Pedro, (HB) West Texas State. 17. Gary Wood, (QB-HB) Cornell. 18. Joe Tiller, (T) Montana State. 19. Bill Dawson, (E) Florida State. 20. Lonnie Farmer, (LB) Chattanooga. 21. Tony Lawrence, (T) Bowling Green. 22. Dave Archer, (T) Syracuse. 23. Dave Humenick, (T) Notre Dame. 24. Larry Bartolameci, (T) West Virginia. 25. Bryan Generalovich, (E) Pittsburgh. 26. Dick Niglio, (HB) Yale.

1963

1. Art Graham, (E) Boston College. 2. LeRoy Jordan, (C) Alabama. 3. Bob Vogel, (T) Ohio State. 4. Bob Reynolds, (T) Bowling Green. 5. Lou Cioci, (G) Boston College. 6. Sam Silas, (T) Southern Illinois. 7. Dick Williamson (E) Alabama. 8. Rod Foster, (G) Ohio State. 9. Jim Simon, (E) Miami. 10. Don McKinnon, (C) Dartmouth. 11. Dave Hayes, (FB) Penn State (choice from Houston); Dave Watson, (G) Georgia Tech. 12. Bill Gambrell, (HB) South Carolina (choice from Buffalo); Tim Gauntner, (HB) John Carroll. 13a. Dave Adams, (T) Arkansas. 13b. Ralph Ferrissi, (FB) So. Connecticut. 14. Whaley Hall, (T) Mississippi. 15. Bob Dentel, (C) Miami. 16. Wes Bryant, (T) Arkansas. 17. Tom Neumann, (HB) Michigan. 18. Dave O'Brien, (T) Boston College. 19. Pat McCarthy, (QB) Holy Cross. 20. Jim Bradshaw, (HB) Chattanooga. 21. Gary Sherman, (HB) Bowling Green. 22. Nate Craddock, (FB) Parsons. 23. Al Snyder, (HB) Holy Cross. 24. Dick Schultz, (T) Ohio. 25. Dennis Gaubatz, (G) Louisiana State U. 26. Jim Tullis, (HB) Florida A&M. 27. Dave Adams, (T) Arkansas. 28. Ron Whaley, (HB) Chattanooga. 29. Dock Kelly, (G) Georgia.

1962

1. Gary Collins, (E) Maryland. 2. LeRoy Jackson, (HB) W. Illinois. 3. Sherwyn Thorson, (G) Iowa. 4. (Choice to Houston). 5. (Choice to Dallas). 6. Bill Neighbors, (T) Alabama. 7. John Schopf, (T) Michigan. 8. Benny McRae, (HB) Michigan. 9. Bill Triplett, (FB) Miami, Ohio. 10. John Knight, (HB) Valparaiso. 11. (Choice to Buffalo). 12. (Choice to Oakland). 13. Nick Buoniconti, (G) Notre Dame. 14. Chas. Sieminski, (T) Penn State. 15. Gerry Goerlitz, N. Michigan. 16. Ken Byers, (G) Cincinnati. 17. Scott Maentz, (E) Michigan. 18. Tom Chandler, (T) Florida A&M. 19. Ron Myers, (E) Villanova. 20. Tom Neck, (HB) LSU. 11. John Traynham, (HB) VMI. 22. Bob Asack, (T) Columbia. 23. Walt Crate, (HB) Penn Military. 24. Don Christman, (C) Richmond. 25. Bob Stem, (C) Richmond. 26. Jim Field, (QB) LSU. 27. Al Gursky, (HB) Penn State. 28. Charles Dickerson, (T) Illinois. 29. Julius Fincke, (T) McNeese State. 30. John L. Finn, (T) Louisville. 31. Mike Ingram, (G) Ohio State. 32. Charles Taylor, (HB) Mississippi. 33. Steve Jastrzembksi, (E) Pittsburgh. 34. Ray Lardani, (T) Miami (Fla.).

1961

1. Tommy Mason, (HB) Tulane. 2. Rip Hawkins, (C) North Carolina. 3. Danny LaRose, (E) Missouri. 4. Mike Zeno, (G) Virginia Tech. 5. Fran Tarkenton, (QB) Georgia. 6. Larry Eisenhauer, (T) Boston College. 7. Paul Terhes, (QB) Bucknell. 8. Charles Long, (G) Chattanooga. 9. Roland Lakes, (C) Wichita. 10. Richard Mueller, (E) Kentucky. 11. Mel West, (HB) Missouri. 12. Wayne Harris, (C) Arkansas. 13. Dan Underwood, (T) McNeese State. 14. James Wright, (QB) Memphis State. 15. (Choice to Dallas). 16. George Balthazar, (T) Tennessee A&I. 17. Ray Ratkowski, (HB) Notre Dame. 18. Tom Rodgers, (HB) Kentucky. 19. Joe Bellino, (HB) Navy. 20. Clarence Childs, (HB) Florida A&M. 21. Dan Oakes, (G) VPI. 22. Bob Johnson, (E) Michigan. 23. Darrel DeDecker, (C) Illinois. 24. Don Webb, (HB) Iowa State. 25. Robert Minihane, (T) Boston University. 26. Charles Granger, (T) Southern U. (La.). 27. Terry Huxhold, (T), Wisconsin. 28. Bryant Harvard, (QB) Auburn. 29. Ernie McMillan, (T) Illinois. 30. George Hulz, (T) Mississippi Southern.



1960

FIRST SELECTIONS:

Buddy Allen, (HB) Utah State; Ron Burton, (HB) Northwestern; Dale Chamberlain, (FB) Miami, O.; Henry Christopher, (E) SMU; Dan Colchicco, (E) San Jose State; Jack Cummings, (QB) North Carolina State; James Davis, (C) Oklahoma; Sarafine Fazio, (C) Pittsburgh; Max Fugler, (C) LSU; Jim Gardner, (T) Duke; James Goodyear, (T-G) Wake Forest; Dave Harris, (HB) Kansas; Al Henderson, (T) Colorado State; James Hickman, (T-G) Penn State; Robert Krantz, (FB) Penn State; Joe Kulbacki, (HB) Purdue; Dee Mackey, (E) E. Texas St.; Leon Manley (G) W. Texas St. Cliff Manning (T-G) Hardin-Simmons; Pete Manning, (E) Wake Forest; Edward Mazurek, (T) Xavier; Bell Meglen, (G) Utah State; Frank Mestrik, (FB) Marquette; Ron Mix, (T) USC; Irvin Nikolai, (E) Stanford; Jim Prestel, (T) Idaho; Bob Salerno, (G) Coloardo; Ger Schwedes, (HB) Syracuse; Richard Soergel, (QB) Oklahoma St.; Larry Wagner, (T)Vanderbilt; Harvey White, (QB) Clemson; Tirey Wileman, (HB) SMU; Gary Wisener, (E) Baylor.

SECOND SELECTIONS:

1. Dave Ames (HB) Richmond; 2. James Boeke (T/G) Heidelberg; 3. Billy Brewer (QB) Ole Miss.; 4. Emanuel Congedo (T/G) Villanova; 5. Pat Dye (T/G) Georgia; 6. John Farrington (WR) Prairie View; 7. Rich Grecni (C) Ohio U.; 8. Bud Jones (WR) SMU; 9. Don Kacmarek (T/G) North Dakota; 10. John Lawrence (T/G) North Carolina St.; 11. Ron Maltony (T/G) Purdue; 12. Bobby Pate (RB) Presbyterian; 13. Jack Rudolph (LB) Georgia Tech; 14. Frank Sally (T/G) California; 15. Bob Spada (E) Duke; 16. Pete Tunney (HB) Occidental; 17. Jim Webster (HB) Marquette; 18. John Wilcox (T/G) Oregon.

Year-By-Year Attendance

Regular Season

Year	Home		Away		Total
	Games	Att.	Games	Att.	
1960	7	118,260	7	110,316	228,576
1961	7	115,610	7	129,984	245,594
1962	7	150,626	7	170,983	321,609
1963	7	169,870	7	143,936	313,806
1964	7	199,652	7	175,246	374,898
1965	7	143,098	7	245,485	388,583
1966	7	190,138	7	240,668	430,806
1967(a)	6	138,861	8	287,279	426,140
1968(a)	6	127,267	8	318,396	445,663
1969	7	149,412	7	284,587	433,999
1970	7	245,537	7	361,842	607,379
1971	7	411,109	7	383,143	794,252
1972	7	526,993	7	402,159	929,152
1973	7	410,443	7	416,805	827,248
1974	7	420,903	7	411,595	832,498
1975	7	411,490	7	379,112	790,602
1976	7	378,994	7	387,432	766,426
1977	7	415,959	7	399,419	815,378
1978	8	478,978	8	455,679	934,657
1979	8	478,987	8	502,492	981,479
1980	8	458,283	8	442,001	900,284
1981	8	414,741	8	413,073	827,814
1982	4	149,188	5	231,781	380,969
1983	8	370,958	8	416,024	786,982
1984	8	392,275	8	468,464	860,739
1985	8	438,817	8	458,341	897,158
1986	8	477,688	8	537,779	1,015,467
1987	8	374,302	7	431,739	806,041
1988	8	438,627	8	400,372	838,999
1989	8	388,522	8	494,981	883,503
1990	8	311,623	8	417,304	728,927
Totals	224	9,797,211	228	10,918,417	20,715,628

Post Season

Year	Games	Att.	Games	Att.	Total
1963	-	-	2	64,314	64,314
1976	-	-	1	54,037	54,037
1978	1	61,297	-	-	61,297
1982 (1-2-83)	-	-	1	68,842	68,842
1985	-	-	4	308,690	308,690
1986	-	-	1	76,105	76,105
Totals	1	61,297	9	571,988	633,285
Grand Totals	225	9,546,885	237	11,490,405	21,348,913

(a) One home game rescheduled and played away from home.



PATRIOTS IN PRO BOWL GAMES

The Patriots have supplied 119 players to the Pro Bowl/AFL All-Star Game. John Hannah (9) has the most appearances.

1960 (0) No game played	1968 (5) DT Houston Antwine (6) WR/K Gino Cappelletti (5) CB Leroy Mitchell (1) OC Jon Morris (5) OT Tom Neville (2)	1985 (8) CB Ray Clayborn (2) RT Irving Fryar (1) OG John Hannah (9) OT Brian Holloway (3) RB Craig James (1) FS Fred Marion (1) LB Steve Nelson (3) LB Andre Tippett (2)
1961 (7) LB Tom Addison (1) DB Fred Bruney (1) DB Gino Cappelletti (1) DE Bob Dee (1) HB Larry Garron (1) OT Jim Hunt (1) OG Charlie Leo (1)	1969 (6) RB Carl Garrett (1) DT Jim Hunt (4) OC Jon Morris (6) WR Ron Sellers (1) QB Mike Taliaferro (1) S Don Webb (1)	1986 (5) CB Raymond Clayborn (3) K Tony Franklin (1) WR Stanley Morgan (3) SpT Mosi Tatupu (1) LB Andre Tippett (3)
1962 (6) LB Tom Addison (2) DB Fred Bruney (2) DE Larry Eisenhauer (1) WR Jim Colclough (1) DB Dick Felt (1) OT Charlie Long (1)	1970 (1) OC Jon Morris (7)	1987 (2) WR Stanley Morgan (4) LB Andre Tippett (4)
1963 (11) LB Tom Addison (3) DT Houston Antwine (1) LB Nick Buoniconti (1) WR Gino Cappelletti (2) DE Bob Dee (2) DE Larry Eisenhauer (2) FB Larry Garron (2) DB Ron Hall (1) OG Charlie Long (2) OG Billy Neighbors (1) QB Babe Parilli (1)	1971-75 (0) None	1988 (3) RB John Stephens (1) LB Andre Tippett (5) LB Johnny Rember (1)
1964 (9) LB Tom Addison (4) DT Houston Antwine (2) LB Nick Buoniconti (2) WR/K Gino Cappelletti (3) DE Bob Dee (3) DE Larry Eisenhauer (3) RB Larry Garron (3) OC Jon Morris (1) QB Babe Parilli (2)	1976 (4) TE Russ Francis (1) OT Leon Gray (1) OG John Hannah (1) CB Mike Haynes (1)	1989 (1) LB Johnny Rember (2)
1965 (4) DT Houston Antwine (3) LB Nick Buoniconti (3) DE Bob Dee (4) OC Jon Morris (2)	1977 (2) TE Russ Francis (2) CB Mike Haynes (2)	1990 (1) OT Bruce Armstrong (1)
1966 (11) DT Houston Antwine (4) LB Nick Buoniconti (4) WR/K Gino Cappelletti (4) DE Larry Eisenhauer (4) DT Jim Hunt (2) OC Jon Morris (3) FB Jim Nance (1) OT Tom Neville (1) QB Babe Parilli (3) DB Chuck Shonta (1) OG Len St. Jean (1)	1978 (5) FB Sam Cunningham (1) TE Russ Francis (3) OT Leon Gray (2) OG John Hannah (2) CB Mike Haynes (3)	
1967 (7) DT Houston Antwine (5) LB Nick Buoniconti (5) RB Larry Garron (4) DT Jim Hunt (3) OC Jon Morris (4) FB Jim Nance (2) OT Don Oakes (1)	1979 (3) OG John Hannah (3) CB Mike Haynes (4) WR Stanley Morgan (1)	
	1980 (7) DE Julius Adams (1) FS Tim Fox (1) OG John Hannah (4) CB Mike Haynes (5) WR Stanley Morgan (2) LB Steve Nelson (1) PK John Smith (1)	
	1981 (1) OG John Hannah (5)	
	1982 (2) OG John Hannah (6) CB Mike Haynes (6)	
	1983 (5) CP Rich Camarillo (1) CB Ray Clayborn (1) RB Tony Collins (1) OG John Hannah (7) OT Brian Holloway (1)	
	1984 (4) OG John Hannah (8) OT Brian Holloway (2) LB Steve Nelson (2) LB Andre Tippett (1)	

NOTE: The number shown in parentheses indicates the number of appearances in Pro Bowl play. From 1960-70, Patriots players played in the AFL All-Star Game prior to joining the NFL Pro Bowl competition in 1971. The year indicates the season in which the player was selected for Pro Bowl participation, but the game itself is played in the following January or February. For example, players selected in the 1989 season played in the 1990 Pro Bowl.



HISTORICAL HIGHLIGHTS

1959

- Nov. 16 American Football League's eighth and final franchise is awarded to William H. Sullivan, Jr.
- Nov. 22 Northwestern RB Ron Burton is selected as first draft choice and Syracuse RB Gerhardt Schwedes is made first territorial choice.

1960

- Feb. 8 Lou Saban is appointed first head coach.
- Feb. 20 As the result of a public contest, the team nickname of Patriots is chosen. The Patriots also announce that the team colors will be red, white and blue.
- April 1 Boston University Field is named as the Patriots' first home.
- April 2 Patriots become first pro team in history to issue public stock.
- April 19 Uniformed Patriot centering football (creative work of Boston—Worcester cartoonist Phil Bissell) is adopted as team logo.
- July 4 Team opens first training camp at UMass, 350 players attend.
- July 30 In the AFL's first ever preseason game, Patriots defeat Buffalo 28-7 at War Memorial Stadium. Patriots DE Bob Dee recovered fumble for the league's first TD.
- Aug. 14 Patriots play their first home game ever at Harvard Stadium, a 24-14 loss to the Dallas Texans before 11,000 fans.
- Sept. 9 In their first regular season game, the Patriots open with a 13-10 loss to Denver at B.U. Field before a crowd of 21,597.
- Sept. 16 DB Chuck Shonta recovered a fumble on the final play of the game and ran for a TD to give the Patriots their first win ever by a 28-24 margin over the N.Y. Titans at the Polo Grounds in New York.

1963

- Oct. 11 Patriots play their first game in Fenway Park and beat Oakland 20-14.
- Dec. 28 With a 26-8 victory over Buffalo, the Patriots win the AFL's Eastern Division title in the league's only playoff game ever held.

1964

- Jan. 5 Lost AFL title game, 51-10, to the Chargers at San Diego.

1970

- April 4 Foxboro selected as new site of Patriots' home.

1971

- Mar. 22 Team is renamed New England Patriots.
- Aug. 15 Sullivan Stadium, at the time known as Schaefer Stadium, is dedicated with Patriots first game there. Gino Cappelletti kicked a 36-yard FG for the first points scored in the stadium as the Patriots topped the NY Giants, 20-14, before 60,423 fans.

1972

- Feb. 17 Made financial history by paying first cash dividend of 15 cents per share.

1973

- Jan. 26 Chuck Fairbanks is named head coach and general manager.

1975

- Nov. 7 President William H. Sullivan, Jr. became the first majority owner in club history when he purchased additional voting stock to give him 88 per cent of the franchise's voting stock.

1976

- July 10 Patriots open their training camp for the first time at Bryant College in Smithfield, RI after spending the summers of 1969-75 at UMass/Amherst.
- Dec. 8 Non-voting stockholders approve offer of \$15 per share made by Billy Sullivan to purchase all non-voting stock.
- Dec. 18 Lost AFC wild card playoff game to the eventual Super Bowl Champion Oakland Raiders, 24-21, in the final ten seconds of play.

1977

- Aug. 20 Work completed on installation of new surface (Super Turf) in Sullivan Stadium.



1978

- Sept. 3 Mrs. William H. (Mary M.) Sullivan, Jr. elected to the Patriots Board of Directors.
- Dec. 10 Patriots clinch their first outright divisional championship in the club's history with a last minute 26-24 victory over Buffalo at Foxboro.
- Dec. 31 Patriots lose 31-14 to Houston in first playoff game ever played in Foxboro.

1979

- April 2 Patriots announce that Head Coach and General Manager Chuck Fairbanks has been released from his contract to assume duties as Head Football Coach at the University of Colorado.
- April 6 Francis "Bucko" Kilroy named as the new general manager and former Patriots' offensive coordinator Ron "Fargo" Erhardt named as head coach.
- July 13 Patriots' Vice President Charles W. "Chuck" Sullivan is promoted to Executive Vice President of the club.
- Sept. 3 Former Patriots' wide receiver Darryl Stingley is named Executive Director of Player Personnel.
- Oct. 23 Jeanne Sullivan McKeigue is elected as member of the club's Board of Directors.
- Dec. 16 Patriots close out 1979 regular season with 27-23 victory over Minnesota. Harold Jackson (1,013) and Stanley Morgan (1,002) become first Patriot players ever to transcend 1,000-yard season receiving mark.

1980

- Feb. 25 Paul Sonnabend resigns as Executive Director of the NFL Management Council and is appointed as Vice President and a member of the Board of Directors of the Patriots.
- April 8 William H. "Billy" Sullivan, Jr., President of the Patriots, is re-elected as Chairman of the Board of NFL Properties.

1981

- Nov. 29 FB Sam Cunningham, with 35 yards on nine carries against St. Louis at Foxboro, surpasses Jim Nance (5,323 yards on 1,323 carries) as the Patriots' all-time career rushing leader.

1982

- Jan. 15 Ron Meyer, Head Coach at SMU from 1976-81, is named the eighth Head Coach in club history. 1983

1983

- Jan. 8 In their first playoff appearance since 1978, the Patriots lose to the eventual AFC Champion Miami Dolphins at the Orange Bowl, 28-13.
- Feb. 16 General Manager Bucko Kilroy is promoted to the position of Vice President and Patrick Sullivan, Assistant General Manager for four years, is named General Manager.
- May 17 William F. Finucane and Jeannette Allen Keefe are elected to the Patriots' Board of Directors.
- May 23 Schaefer Stadium is renamed Sullivan Stadium in honor of the founder and driving force behind the Patriots franchise, William H. "Billy" Sullivan, Jr.
- June 29 Sullivan Stadium is officially re-dedicated and the Boston Pops performs a concert in the stadium that is open free-of-charge to the public.

1984

- June 1 The Patriots organize a Fan Advisory Board, a group of season ticket holders who will help advise the Patriots on how to make Sullivan Stadium a more exciting and more pleasant place to bring a family to watch an NFL game.
- June 5 In the first-ever NFL Supplemental Draft, the Patriots selected slotback Ricky Sanders of the Houston Gamblers, running back Eric Jordan of the Oakland Invaders and quarterback Walter Lewis of the Memphis Showboats.
- Aug. 10 Work on a new turf, SuperTurf, is completed on the field. It is the second time that surface has been used at Sullivan Stadium. The original SuperTurf was installed in 1977.
- Oct. 25 Hall of Fame pass receiver Raymond Berry is named the head coach of the Patriots, replacing Ron Meyer. Berry, a former Patriots assistant coach, becomes the team's ninth head coach.



1985

- July 26 Patrick J. Sullivan, William H. Sullivan III and Mrs. Nancie Chamberlain are elected to the Patriots' Board of Directors.
- Oct. 13 Raymond Clayborn establishes a new team record for consecutive starts by starting his 111 straight game. Ray Hamilton had the old mark of 110, done from September 16, 1973 to October 26, 1980. (Clayborn's streak started on September 3, 1978. He ended the season with 121). Clayborn celebrated the record-setting day by scoring his first pro interception touchdown (27 yards).
- Dec. 28 The Patriots defeated the New York Jets, 26-14, at Giants Stadium (East Rutherford, N.J.) in the AFC Wildcard game. With the victory the Patriots win their first NFL playoff game (The Patriots had an 0-3 NFL playoff record prior to the game).

1986

- Jan. 12 The Patriots beat the Miami Dolphins, 31-14, thus winning the AFC Championship. In doing so, the Patriots ended an 18-game losing streak at the Orange Bowl. It was also only the second time the Patriots won at the Orange Bowl (1966 was the other time).
- Jan. 26 The Patriots play in Super Bowl XX, going against the Chicago Bears in the Louisiana Superdome in New Orleans. The Bears win the game, 46-10. The game, shown on NBC-TV, was the third-rated Super Bowl with a 48.3 rating and a 70 share (one rating point represents 859,000 TV households; a share is the percentage of sets in use). Only the 1982 and 1983 Super Bowls had higher ratings. It was the most widely-watched TV show ever—with 127 million viewers (topping the previous high of 121,600,000 who watched the final MASH show of February 28, 1983). The previous high Super Bowl in terms of viewers was Super Bowl XIX between the 49ers and the Dolphins (115,880,000). Also, 300 million people in China watched the game on tape delay.
- Jan. 27 Defensive end Julius Adams retires after 15 years (all with the Patriots). Adams, the team's number two draft choice in 1971 out of Texas Southern, was the oldest active defensive lineman in the league at age 37 when he retired. He started the final 12 games of the regular season, and all four post-season games in 1985. He has the club record for games played with 196 (John Hannah follows with 186).
- June 30 John Hannah, who was selected to the Pro Bowl a team record nine times (next nearest on team, six), announces his retirement from the game. Second in the team's record book for games-played with 183 (Julius Adams has lead with 196), the standout offensive guard had been selected to the All-NFL 25-year team (from 1960-84).
- June 12 Coach Raymond Berry, who led the Patriots to the AFC Championship and Super Bowl XX in his first full season as the team's head coach, signs new five-year contract.
- Sept. 7 1985 AFC Championship banner raised at Sullivan Stadium in pre-game ceremony (prior to opening game vs. Indianapolis Colts). The banner is 10 feet wide and 15 feet long. Mr. William H. Sullivan, Jr. is joined by the governors from each of the New England states.
- Sept. 21 QB Tony Eason throws for team record 414 yards (400 previous record, done by Vito "Babe Parilli in 1964). The Patriots lost to Seattle, 38-31, in the game played in Foxboro. Eason was 26 of 45 with three TDs and no interceptions.
- Dec. 7 WR Stanley Morgan establishes a new team record for catches in one season with his 67th catch of the season (had five catches in the day). Morgan, who finished the season with 84 catches, broke Derrick Ramsey's previous mark of 66 catches, done in 1984.
- Dec. 31 NEP Partners purchase a three-year option to buy the Patriots.

1987

- Sept. 13 Patriots become first NFL team to have its games on a French-speaking radio network on a regular basis. CKLM—a 50,000-watt station out of Laval, Quebec, Canada—was the flagship station (others were CJSA in Ste. Agathe, Que.; CKSL in St. Jovite, Que., and CJER in St. Jerome, Que.). Pierre Donais was the announcer.
- Sept. 13 Patriots begin four-year, five-million dollar contract with WHDH-Boston.
- Nov. 29 Cornerback Raymond Clayborn ends his streak of having played in 161 straight contests—and started in 147 consecutive games—when he couldn't play vs. Philadelphia at Sullivan Stadium due to knee injury suffered week before vs. Indianapolis Colts on November 22nd. Clayborn, who went on IR on November 24th (spent rest of season on list), broke Gino Cappelletti's record of 152 consecutive games-played and Ray Hamilton's 110 consecutive starts.



1988

- July 11 The Patriots retire the number 57 worn by 14-year linebacker Steve Nelson, who retired following the 1987 season. Nelson played in three Pro Bowls and led the team in tackles eight years.
- July 28 Victor K. Kiam II, the owner and chief executive officer (CEO) of Remington Products, Inc. of Bridgeport, Ct., agrees to purchase the team from William H. Sullivan, Jr.
- Oct. 28 Victor K. Kiam II becomes majority owner of the Patriots. He will be chairman of the team. Francis W. Murray, the minority owner, is the vice chairman. William H. Sullivan, Jr., the founder and previous owner, remains as the team's president. The Kiam, Murray and Sullivan team is known as KMS Limited.
- Dec. 4 Veteran wide receiver Stanley Morgan catches his 500th career pass, on a 19-yarder (26 seconds remaining in the first quarter) vs. Seattle.

1989

- Jan. 6 Running back John Stephens named the Old Spice/NFL Rookie of the Year.

1990

- Feb. 27 Rod Rust is named the head coach of the Patriots, replacing Raymond Berry (who was relieved of his duties on Feb. 26). Rust, a former Patriots' defensive coordinator, becomes the team's tenth head coach.
- Mar. 14 Former Patriots offensive guard John Hannah and cornerback Mike Haynes are selected to the National Football League's All-1980's team, while current linebacker Andre Tippett named to second-team.
- Dec. 20 Sam Jankovich, the University of Miami's Athletic Director from 1982-90, is named the Chief Executive Officer of the Patriots.

1991

- Jan. 7 Dick MacPherson is named head coach of the Patriots, replacing Rod Rust (who was relieved of his duties on Jan. 4). MacPherson, Syracuse University's head coach for the past 10 seasons, becomes the team's eleventh head coach.
- May 3 The installation of a natural grass playing surface at Foxboro Stadium is completed.

PATRIOTS WITH 100 GAMES PLAYED

<u>Player</u>	<u>Pos.</u>	<u>Games</u>	<u>Years Played</u>
1. Julius Adams	DE	206	1971-85, 87
2. Mosi Tatupu	RB	194	1978-90
3. Raymond Clayborn	CB	191	1977-89
4. John Hannah	OG	183	1973-85
5. Stanley Morgan	WR	179	1977-89
6. Steve Nelson	LB	174	1974-87
7. Tom Neville	OT	159	1965-77
8. Pete Brock	C	154	1976-87
9. Gino Cappelletti	K/WR	152	1960-70
10. Bill Lenkaitis	C	151	1971-81
11. Steve Grogan	QB	149	1975-90
12. ROLAND JAMES	SS	145	1980-Present
13. Jim Lee Hunt	DT	141	1960-70
14. Len St. Jean	OG	140 (c)	1964-73
15. Houston Antwine	DT	137	1961-71
16. Don Webb	DB	134	1961-71
17. FRED MARION	FS	133	1982-Present
18. Ray Hamilton	NT	132	1973-81
19. Jon Morris	C	131	1964-74
20. Jim Colclough	WR	124	1960-68
21. Steve King	LB	124	1973-81
22. Charlie Long	OT	124	1961-69
23. Lawrence McGrew	LB	122	1980-89
24. Cedric Jones	WR	120	1982-90
25. Sam Adams	OG	119	1972-80
26. Tony McGee	DE	118	1974-81
27. John Smith	K	116	1974-83
28. Larry Eisenhauer	DE	115	1961-69
29. Bob Dee	DE	112	1960-67
30. ED REYNOLDS	LB	110	1983-Present
31. RONNIE LIPPETT	CB	106	1983-Present
32. ANDRE TIPPETT	LB	105	1982-Present
33. Lin Dawson	TE	105	1981-90
34. Tony Collins	RB	103	1981-87
35. JOHNNY REMBERT	LB	102	1983-Present

(c) - Consecutive Games
 Players listed in CAPS are active

NOTE — The players listed are those credited with having played 100 or more regular season games as a Patriot as of January 1, 1990.



HEAD COACHES RECORDS

Regular Season Games

<u>Coach</u>	<u>Seasons</u>	<u>Years</u>	<u>W-L-T</u>	<u>Pct.</u>
LOU SABAN	1 1/2	1960-61	7-12-0	.368
MIKE HOLOVAK	7 1/2	1961-68	52-46-9	.528
CLIVE RUSH	1 1/2	1969-70	5-16-0	.238
JOHN MAZUR	2 1/2	1970-72	9-21-0	.300
PHIL BENGTON	2 1/2	1972-72	1- 4-0	.200
CHUCK FAIRBANKS	6 1/2	1973-78	46-39-0	.541
RON ERHARDT	3 1/2	1979-81	21-27-0	.438
RON MEYER	2 1/2	1982-84	18-15-0	.545
RAYMOND BERRY	5 1/2	1984-89	48-39-0	.552
ROD RUST	1	1990-90	1-15-0	.063

*Fairbanks was under suspension for 12-18-78 game against Miami, won by Dolphins 23-3. Erhardt & Bullough served as acting co-head coaches and this loss is not included in Fairbanks' record.

Postseason Games

<u>Coach</u>	<u>Games</u>	<u>Years</u>	<u>W-L-T</u>	<u>Pct.</u>
MIKE HOLOVAK	2	1963	1-1-0	.500
CHUCK FAIRBANKS	2	1976,1978	0-2-0	.000
RON MEYER	1	1982	0-1-0	.000
RAYMOND BERRY	5	1985,1986	3-2-0	.600

Preseason Games

<u>Coach</u>	<u>Games</u>	<u>Years</u>	<u>W-L-T</u>	<u>Pct.</u>
LOU SABAN	9	1960-61	7-2-0	.778
MIKE HOLOVAK	27	1962-68	5-22-0	.185
CLIVE RUSH	9	1969-70	2-7-0	.222
JOHN MAZUR	12	1971-72	3-9-0	.250
CHUCK FAIRBANKS	34	1973-78	20-13-1	.630
RON ERHARDT	12	1979-81	7-5-0	.583
RON MEYER	12	1982-84	3-9-0	.250
RAYMOND BERRY	21	1985-89	10-11-0	.476
ROD RUST	4	1990	0-4-0	.000

Opening Day Games

<u>Coach</u>	<u>Games</u>	<u>Years</u>	<u>W-L-T</u>	<u>Pct.</u>
LOU SABAN	2	1960-61	0- 2- 0	.000
MIKE HOLOVAK	7	1962-68	3- 4- 0	.429
CLIVE RUSH	2	1969-70	1- 1- 0	.500
JOHN MAZUR	2	1971-72	1- 1- 0	.500
CHUCK FAIRBANKS	6	1973-78	2- 4- 0	.333
RON ERHARDT	3	1979-81	1- 2- 0	.333
RON MEYER	3	1982-84	2- 1- 0	.667
RAYMOND BERRY	5	1985-89	5- 0- 0	1.000
ROD RUST	1	1990	0- 1- 0	.000

ALL-TIME COACHES ROSTER

<u>NAME</u>	<u>POSITION</u>	<u>TOTAL YEARS</u>	<u>YEARS OF SERVICE</u>
Beatty, Bruce	Offensive Line	4	1969-72
Bengtson, Phil	Head Coach (Interim)	1/2	1972
Berry, Raymond	Receivers	4	1978-81
	Head Coach	5 1/2	1984-89
Blackmon, Don	Staff Assistant	1	1988
	Linebackers	2	1989-90
Brittenham, Dean	Strength/Conditioning	3	1985-87
Brasher, Tommy	Linebackers	3	1982-84
Bruney, Fred	Defensive Backfield	2	1962-63
Bryant, Cleve	Offensive Backfield	3	1982-84
Bullough, Hank	Defensive Line	7	1973-79
Campbell, Marion	Defensive Line	2	1962-63
Cappelletti, Gino	Special Teams	3	1979-81
Carr, Jim	Defensive Backfield	5	1985-89



Caruthers, LeBaron	Strength/Conditioning	3	1982-84
Collier, Joel D.	Defensive Backfield	2	1960-61
Crosby, Steve	Special Teams/TE	1	1990
Dotsch, Rollie	Outside Linebackers	2	1975-76
Elias, Bill	Defensive Backfield	2	1969-70
Endicott, Steve	Receivers	2 1/2	1982-84
Erber, Lew	QB's/Off. Coordinator	3	1982-84
Erhardt, Ron	Offensive Backfield	6	1973-78
	Head Coach	3	1979-81
Evans, Dick	Defensive Line	2	1971-72
Fairbanks, Chuck	Head Coach	6	1973-78
Fletcher, Tom	Defensive Backfield	2	1971-72
Gibson, Claude	Defensive Backfield	1	1968
Grier, Bobby	Offensive Backfield	7	1981, 85-90
Hamilton, Ray	Asst. Defensive Line	5	1985-89
Holovak, Mike	Offensive Backfield	1 1/2	1960-61
	Head Coach	7 1/2	1961-68
Humenuik, Rod	Asst. Head Coach/Off. Line	5	1985-88
	Offensive Line	1	1990
Jackson, Harold	Asst. Receivers/Receivers	5	1985-89
Khayat, Eddie	Defensive Line	5	1985-89
Kinard, Billy	Defensive Backfield	2	1979-80
Lantz, Rick	Linebackers	1	1981
Lindsey, Dale	Defensive Line	1	1990
Loudd, Rommie	Linebackers	1	1966
McLaughlin, Leon	Offensive Line	1	1977
Mazur, John	Offensive Backfield	1 1/2	1969-70
	Head Coach	2	1970-72
Meyer, Ron	Head Coach	2 1/2	1982-84
Meyer, John	Linebackers	4	1969-72
Miller, Burnie	Special Teams	1	1972
Miller, Red	Offensive Line	6	1960-61, 73-76
Mora, Jim	Defensive Coordinator	1	1982
Morriss, Guy	Asst. Offensive Line	2	1988-89
Muir, Bill	Offensive Line	3	1982-84
Nelsen, Bill	Quarterbacks	2	1973-74
Nelson, Steve	Linebackers	1	1990
Parcells, Bill	Linebackers	1	1980
Parilli, Babe	Quarterbacks	1	1981
Perkins, Ray	Receivers	4	1974-77
Polonchek, John	Quarterbacks/Special Asst. to Head Coach	13	1975-80, 85-90
Raye, Jimmy	Off. Coordinator/QB	1	1990
Richardson, Jesse	Defensive Line	5	1965-69
Ringo, Jim	Offensive Line	4	1978-81
Roach, Dick	Defensive Backs	1	1981
Rush, Clive	Head Coach	1 1/2	1969-70
Rust, Rod	Defensive Coordinator	5	1983-87
	Head Coach	1	1990
Rutigliano, Sam	Off. Backs/Receivers	3	1971-73
Saban, Lou	Head Coach	1 1/2	1960-61
Scarnecchia, Dante	Special Teams/Tight Ends	7	1982-88
Shinnick, Don	Linebackers	5	1985-89
Shurmur, Fritz	Defensive Line	4	1978-81
Sidwell, Steve	Linebackers	3	1982-84
Simmons, Jerry	Strength/Conditioning	3	1988-90
Smith, Jerry	Defensive Line	2	1960-61
Spinney, Art	Offensive Line	7	1962-68
Steckel, Les	Quarterbacks/Receivers	4	1985-88
Stoltz, Jerry	Receivers	4	1969-72
Sumner, Charlie	Linebackers/Def. Backfield	6	1973-78
	Def. Coordinator/DB	1	1990
Taseff, Carl	Defensive Backfield	1	1964
Valek, Jim	Special Teams	3	1973-75
Walker, Dick	Defensive Backs	1	1977
Walters, Steve	Defensive Backs	3	1982-84
Weaver, Larrye	Defensive Backfield	4	1973-76
Weber, Chuck	Def. Line/Backfield	4	1964-67
Wood, Richard	Receivers	2	1989-1990
Yewcic, Tom	Off. Backfield/Sp.Teams	3	1976-78



WBZ RADIO



WBZ's Gil Santos (left) and Gino Cappelletti

The New England Patriots are back on WBZ Radio 1030 AM. From 1966-1979 WBZ Radio was the home of the Patriots, and in May the station won the rights to broadcast all the action once again.

WBZ Sports Director Gil Santos will call the play-by-play and team up with Patriots all-time scoring leader Gino Cappelletti to bring Patriots fans all the action of the 1991 season. The reunion of Santos and color analyst Cappelletti will mark the 10th year that pair has delivered the best in football play-by-play coverage to the New England states. Santos and Cappelletti called the Patriots' action from 1971-1979 when WBZ was the team's flagship station.


WBZ's Patriots coverage will include seven hours on game days from the start of the pre-game show through the post-game wrapup. In addition, Patriots Chief Executive Officer Sam Jankovich and Head Coach Dick MacPherson will be featured on a Monday night call-in show. There will also be live reports on Monday and Friday mornings during drive time, as well as a weekly feature, "Inside the Patriots," on Thursday mornings and afternoons.

WBZ Radio kicked off its renewed relationship with the New England Patriots this past spring with a Draft Day party that drew over 1,000 Patriots fans to Lombardo's in Randolph.


That event signaled the type of relationship WBZ and the Patriots hope to enjoy over the course of their agreement, which runs through the 1993 season. It promises to be a promotional-filled time with the emphasis being to create a fun, family-oriented atmosphere throughout the fall, especially on Sunday afternoons in Foxboro.




ADMINISTRATION




KATRIN ANDERSON
Promotions Coord.




CHARLEY ARMEY
Asst. Dir. Player Oper.



LOU ASSAD
Team Security




DON BROCHER
Asst. Equipment Mgr.




KIRK BRUMELS
Asst. Trainer



HEATHER CHASE
Ticket Office Asst.



LISA COLES
Cheerleader Coordinator



LARRY COOK
Personnel Scout



TOM CROKE
Team Photographer




KEN DEINGER
Video Director




PATTY DELGROSSO
AAV.P. Admin.



SUSAN DESROSIERS
Acct. Assistant




CHARLES GARCIA
Coord. College Scouting



TRACEY GOULET
Marketing Coordinator



PAT HANLON
Dir. of Public Relations




MIKE HANSON
Asst. Dir. of Public Rel.




HELEN IGO
Admin. Assistant




NADINE JACKSON
Director of Community Rel.



PIERRE LANDRY
Field Superintendent




BILL LENKAITIS, D.D.S.
Team Dentist



GEORGE LUONGO
Equipment Manager



NANCY MEIER
Admin./College Scouting




FRANCIS X. MURRAY
Asst. to Vice Chairman




EDIE MYERS
Stadium Operations



PEG MYERS
Dir. of Data Processing



RAY MYERS
Stadium Operations




FRANK NAPOLI
Ticket Office Manager



TERRY NORDEEN
AA/Chief Executive Officer




RON O'NEIL
Head Trainer




JUDY PEPIN
Receptionist




DEBBIE POLLOM
Admin./Pro Personnel




MIKE POLLOM
Personnel Scout



STEVE POREDA
Dir. Research and Devlop.



IAN PYKA
Strength & Cond. Coach




MIKE QUASHIE
Director of Operations




BARBARA RIZZO
Public Relations Asst.



BARBARA RUHL
Exec. Sec to President




ROD RUST
Coord. Pro Scouting




MARIE SAILLER
AA/Vice Chairman




BEVERLY COLLINS
AA/Asst. Coaches



KEN STERNFELD
Dir. Ticket Sales




DARRYL STINGLEY
Exec. Dir. Player Pers.



DAVE SUTHERBY
Asst. Video Director



BOB TEAHAN
Personnel Scout



MEAGHAN VILLAFANE
AA/Head Coach



Carlson Travel Network

***“The Official Travel Agency
of the New England Patriots”***

Carlson Travel Network, America’s oldest and largest travel agency, is proud to continue servicing the travel needs of the New England Patriots and their fans for 1991.

With over 1,500 offices nationwide—including many throughout New England—Carlson Travel Network is ready to assist Patriots fans with *all* their travel needs: Corporate, Personal and Special Fan Programs.

Personal Travel & Away Game Fan Travel Programs

Boston (617) 621-1441
Outside Boston Toll Free (800) 283-8777

Corporate Travel

Boston Sales Office (617) 577-8811

**The New England Patriots
&
Carlson Travel Network:**

***We Go Together...
Together We Win!***

Local Carlson Travel Network Licensee:
Presidential Travel, 139 Main Street, Cambridge, MA 02142



1991 TRAVEL PLANS

(Subject to changes)

GREEN BAY (Saturday, August 3, 7:00 PM) - Patriots' charter arrives Tuesday late afternoon, July 30. Headquarters: Holiday-Inn Airport (2580 South Ashland Ave., Green Bay, WI 54304 — 414-499-4121).

PHOENIX (Saturday, August 17, 10:30 PM) - Patriots' charter arrives Friday late afternoon, August 16. Headquarters: Hilton Airport (2435 S. 47th Street, Phoenix, AZ 85034 — 602-894-1600).

INDIANAPOLIS (Sunday, September 1, 4:00 PM) - Patriots' charter arrives Saturday late afternoon, August 31. Headquarters: Westin-Indianapolis (50 South Capitol, Indianapolis, IN 46204 — 317-262-8100).

PITTSBURGH (Sunday, September 15, 1:00 PM) - Patriots' charter arrives Saturday late afternoon, September 14. Headquarters: The Westin William Penn (530 William Penn Place, Pittsburgh, PA 15219 — 412-281-7100).

PHOENIX (Sunday, September 29, 4:00 PM) - Patriots' charter arrives Saturday late afternoon, September 28. Headquarters: Hilton Pavillon (101 1 West Holmes Avenue, Mesa, AZ 85210 — 602-833-5555).

BUFFALO (Sunday, November 3, 1:00 PM) - Patriots' charter arrives Saturday late afternoon, November 2. Headquarters: Hyatt Regency (Two Fountain Plaza, Buffalo, NY 14202 — 716-856-1234).

MIAMI (Sunday, November 10, 8:00 PM) - Patriots' charter arrives Saturday late afternoon, November 9. Headquarters: Sheraton-Design Center/ Ft. Lauderdale Airport (I-95 Griffin Road, Dania, FL 33004 — 305-920-3500).

DENVER (Sunday, December 1, 4:00 PM) - Patriots' charter arrives Saturday late afternoon, November 31. Headquarters: Westin Tabor Center (1672 Lawrence Street, Denver, CO 80202 — 303-572-9100).

NY JETS (Sunday, December 15, 1:00 PM) - Patriots' charter arrives Saturday late afternoon, December 14. Headquarters: Sheraton Meadowlands Hotel (Two Meadowlands Plaza, East Rutherford, NJ 07073 — 201-896-0500).

CINCINNATI (Sunday, December 22, 1:00 PM) - Patriots' charter arrives Saturday late afternoon, December 21. Headquarters: Hyatt Regency @ Hyatt Saks Fifth Avenue (151 West 5th Street, Cincinnati, OH 45202 — 513-579-1234).

ALL TIMES EASTERN



BRYANT COLLEGE



Bryant College
Smithfield, Rhode Island

Since 1976, the Patriots have conducted their summer training camp at Bryant College in Smithfield, Rhode Island. Situated on a beautiful 320-acre campus located 12 miles northwest of Providence, Bryant offers a bachelor of science degree in business administration at the undergraduate level, as well as graduate programs in business administration and taxation. Bryant's enrollment includes 3,000 full-time day students and 2,500 part-time students. More than 2,500 students reside on campus.

Bryant has a 128-year-old tradition of excellence in business education. The college relocated from a Providence campus in 1971. Since that time, the campus has expanded to accommodate a national and international body of students. The focal point of the campus is the award-winning Unistructure. It houses faculty and administrative offices and classrooms, a swimming pool, bank, U.S. Post Office, dining facilities and the Patriots' summer offices.


In 1981, a newly-completed Multipurpose Activities Center(MAC) was opened adjacent to the original physical education building. These structures provide the Patriots with expansive areas for their locker rooms, athletic training staff, equipment storage and the team's strength and conditioning center.

A new student union, the nationally recognized Bryant Center(pictured above), opened in November of 1986. A triangular, three-level structure, houses a variety of dining areas, several convenience stores, the campus bookstore, recreation rooms and student organization offices.

In 1987, the college opened a free-standing computer lab, the Koffler Technology Center.

Roger Begin, the Rhode Island Lieutenant Governor, is a 1976 Bryant College graduate. Also, pro golfer Jim Hallet is a 1983 graduate and Steve Crowley, the money editor for ABC-TV's Good Morning America, is a 1970 graduate.

Since moving their summer training site to Bryant, the Patriots have amassed a 119-99 regular season record(54.6%), indicative of the fine preseason training facilities offered at the Smithfield campus.



Fluids.
Minerals.
Energy.

Gatorade.
Nothing
works better.



Gatorade. For that deep down body thirst.

Home of the N.E. Patriots



WBZ AM 1030

Boston's News Station



WBZ Radio is proud to be back on the team! WBZ's Gil Santos and Gino Cappelletti have once again teamed up on WBZ Radio to cover all of the New England Patriots action. From 1971-1979, the combination of Cappelletti's on-field experience and Santos' on-air experience gave WBZ Radio listeners and Patriots fans the finest football coverage. And now they are back for their tenth year on WBZ Radio.

Listen to WBZ Radio for:

- The Pre-game Show airs a half hour before each kick-off
- Complete play-by-play action of all Patriots games
- The Post-game Show airs for fifteen minutes after each game
- Join WBZ Radio for tailgate parties before every home game
- Special Foxboro traffic and parking information before and after every home game
- "Monday Night Quarterback" will air every Monday night during the season from 6-9 PM
- Year-long "Inside the Patriots" reports air Thursdays at 6:45 AM and 5:45 PM
- WBZ's Gil Santos and Patriots Coach Dick MacPherson will provide Patriots updates every Monday and Friday morning at 8:15 AM
- WBZ Radio/MBTA "Patriots Express" trains will provide transportation from Boston and suburbs to Foxboro Stadium
- And much more!

WBZ AM 1030