FOX ROCKS THEATRE

Now Showing

BLUE & THUNDER WHITE LIGHTNING

Starring **1997 PRO BOWLERS**

CE ARMSTRONG

DREW BLEDSOE

BEN COATES


CHRIS SLADE

LARRY WHIGHAM

NEW ENGLAND PATRIOTS 1998 MEDIA GUIDE

Media Information

The 1998 New England Patriots media guide has been prepared to assist all members of the media in their coverage of the Patriots during the 1998 season. Should you require additional information, further assistance or wish to arrange an interview, please contact a member of the Patriots media relations staff — Stacey James, Anthony Moretti or Caroline Jones.

NEW ENGLAND PATRIOTS

Foxboro Stadium
60 Washington Street
Foxboro, Mass. 02035
Phone: (508) 543-8200
PR Fax: (508) 543-9053

MEDIA RELATIONS CONTACTS

	Office Phone	Home Phone
Stacey James	(508) 384-9105	(401) 421-6133
Anthony Moretti	(508) 384-9111	(617) 254-2504
Caroline Jones	(508) 384-9119	(617) 773-4420
Barbara Rizzo	(508) 384-9124	(508) 660-2668
Don Lowery	(508) 384-9104	(617) 536-7071

PATRIOTS 1998 SCHEDULE

Preseason

Day	Date	Opponent	Eastern Time	Network	Local Affiliate
Sunday	Aug. 2	at San Francisco	6:00 p.m.		WCVB
Sunday	Aug. 9	Minnesota	7:30 p.m.		WCVB
Monday	**Aug. 17**	**vs Dallas (Mexico City)**	**8:00 p.m.**	**ABC**	**WCVB**
Saturday	Aug. 22	at Washington	7:30 p.m.		WCVB
Saturday	Aug. 29	Philadelphia	8:00 p.m.		WCVB

Regular Season

Day	Date	Opponent	Eastern Time	Network	Local Affiliate
Monday	**Sept. 7**	**at Denver**	**8:00 p.m.**	**ABC**	**WCVB**
Sunday	**Sept. 13**	**Indianapolis**	**8:00 p.m.**	**ESPN**	**WCVB**
Sunday	Sept. 20	Tennessee	1:00 p.m.	CBS	WBZ
Sunday	Sept. 27	Bye Week			
Sunday	Oct. 4	at New Orleans	1:00 p.m.	CBS	WBZ
Sunday	Oct. 11	Kansas City	1:00 p.m.	CBS	WBZ
Monday	**Oct. 19**	**New York Jets**	**8:00 p.m.**	**ABC**	**WCVB**
Sunday	Oct. 25	at Miami	1:00 p.m.	CBS	WBZ
Sunday	Nov. 1	at Indianapolis	1:00 p.m.	CBS	WBZ
Sunday	Nov. 8	Atlanta	1:00 p.m.	FOX	WFXT
Sunday	Nov. 15	at Buffalo	1:00 p.m.	CBS	WBZ
Monday	**Nov. 23**	**Miami**	**8:00 p.m.**	**ABC**	**WCVB**
Sunday	Nov. 29	Buffalo	4:00 p.m.	CBS	WBZ
Sunday	Dec. 6	at Pittsburgh	1:00 p.m.	CBS	WBZ
Sunday	Dec. 13	at St. Louis	1:00 p.m.	CBS	WBZ
Sunday	Dec. 20	San Francisco	1:00 p.m.	FOX	WFXT
Sunday	Dec. 27	at New York Jets	1:00 p.m.	CBS	WBZ

bold indicates nationally televised games

FROM THE SPORTS LIBRARY OF
RETROSEASONS.com

More publications available at:

www.retroseasons.com/library/

Media Guide Index

100 Games-Played 430
100-Yard Receivers 421
100-Yard Receivers (opponent) 425
100-Yard Rushers 420
100-Yard Rushers (opponent) 424
300-Yard Passers 422
300-Yard Passers (opponent) 423

1997 Year In Review 275
- Final Defensive Statistics 279
- Final Offensive Statistics 277
- Game-by-Game Review 301
- Game-by-Game Statistics 282
- Honors and Awards 292
- NFL Standings 276
- Organizational Movements 296
- Participation Chart 294
- Playoff Statistics 280
- Starters 295

All-Time Results 361
- Preseason 362
- Regular Season 371
- Series 364

Anniversary Teams 322
Attendance Figures by Year 370
- Largest Crowds 370

Biographies
- Administration 5
- Coaches 15
- Draft Choices 247
- Rookie Free Agents 262
- Index 4
- Veteran Players 41

Bryant College 471

Calendar (Important Dates) 2
Coaches All-Time Roster 37
Coaches All-Time Records 39
Contract Status 269

Draft (All-Time) 344

Foxboro Stadium 472
- Directions to 472

Free Agent Signings (all-time) 359
Future Super Bowl Sites 3

Hall of Fame 318
Historical Highlights 324
How the Patriots Were Built 274

Internet 480

Last Time It Happened 298
Last Time Playoffs 453
Longest Plays 419

Monday Night Football 369

NFL Directory 478
NFL Schedule 476

Overtime Games 367

Patriots Cheerleaders 474
Playoffs 450
- Game-by-Game 458
- Tie Breaking Formula 452
- Records 454

Pool Reporters 470
Preseason Television 468
Pro Bowl Selections 323
Pronunciation Guide 4

Radio Broadcast Network 469
Records
- Consecutive 417
- Individual 430
- Longest Plays 419
- Playoffs 454
- Sacks 449
- Team 440

Record When 293
Rosters 270
- 1998 Alphabetical 272
- 1998 Numerical 270
- All-Time 332

Staff Directory 13

Trades 353
Training Camp 471

Year-by-Year Leaders 426

1998 PATRIOTS MEDIA GUIDE CREDITS

This media guide includes a compilation of information which has been gathered and preserved by each of the team's previous public relations departments. Many thanks to everyone who has helped prepare and preserve this information.

Editor: Stacey James
Assistant Editor: Anthony Moretti
Special Assistance: Caroline Jones, Barbara Rizzo, Brian Batchelder and Kira Kania-Lloyd
Advertising Sales: Lou Imbriano and Tracey Goulet
Photos: Patriots' team photographers David Silverman and Tom Croke.

Design and Production:
Professional Sports Publications
355 Lexington Ave.
New York, NY 10017
(212) 697-1460
Christian Evans Gartley, Bob Scalza, Sandra R. Hahn, Mark Neufeld, Henry Alvarez

1998 Calender of Events

June 1	Deadline for old club to send tender to unsigned restricted free agents to receive exclusive negotiating rights for rest of season if player is not signed by another club by July 15.
June 1	Deadline for old club to send tender to unsigned unrestricted free agents or to extend qualifying offer to retain exclusive negotiating rights.
June 14	World Bowl '98, Frankfurt, Germany.
June 15	Deadline for old clubs to withdraw original qualifying offer to unsigned restricted free agents and still retain exclusive negotiating rights by substituting tender of 110 percent of previous year's salary.
July 7	Claiming period of 24 hours begins in waiver system.
July 15	Signing period ends at 4:00 PM for unrestricted free agents who received June 1 tender.
July 19	All Patriot players report to training camp at Bryant College in Smithfield, R.I.
July 20	Training camp officially opens as practices begin at Bryant College.
August 1	Pro Football Hall of Fame Game - Pittsburgh Steelers vs. Tampa Bay Buccaneers.
August 2	**1998 Preseason Opener** **Patriots at San Francisco (6:00 p.m.) WCVB**
August 2	American Bowl, Tokyo, Japan - Green Bay Packers vs. Kansas City Chiefs.
August 7	If a drafted rookie has not signed with his club by this date, he may not be traded to any other club in 1998.
August 7	Deadline for players under contract to report in order to earn a season of free agency credit.
August 7-10	First full preseason weekend.
August 9	**Patriots vs. Minnesota (7:30 p.m.) WCVB**
August 15	American Bowl, Vancouver, Canada - San Francisco 49ers vs. Seattle Seahawks.
August 17	**American Bowl, Mexico City, Mexico** **Dallas Cowboys vs. New England Patriots (8:00 p.m.) WCVB**
August 22	**Patriots at Washington (7:30 p.m.) WCVB**
August 25	Roster cutdown to maximum of 60 players on active list by 4 p.m. ET.
August 29	**Patriots vs. Philadelphia (8:00 p.m.) WCVB**
August 30	Roster cutdown to maximum of 53 players on active/inactive list by 4 p.m. Remainder of NFL Europe League exemptions expire.
August 31	After 4 p.m., clubs may establish a practice squad of five players by signing free agents who do not have an accrued season of free agency credit or who were on the active/inactive list for less than nine regular season games during their only accrued season(s). A player cannot participate on the practice squad for more than two seasons.
September 6-7	Kickoff '98 Weekend.
September 7	**Patriots at Denver (8:00 p.m.) WCVB**
September 13	**Patriots vs. Indianapolis (8:00 p.m.) WCVB**
September 20	**Patriots vs. Tennessee (1:00 p.m.) WBZ**
September 22	Priority on multiple waiver claims is now based on the current season's standing.
September 27	Bye Week
October 4	**Patriots at New Orleans (1:00 p.m.) WBZ**
October 11	**Patriots vs. Kansas City (1:00 p.m.) WBZ**
October 13	All trading ends at 4 p.m. ET.

(All Times Eastern)

1998 Calender of Events

October 14	Players with at least four previous pension-credited seasons are subject to the waiver system for the remainder of the regular season and postseason.
October 19	**Patriots vs. New York Jets (8:00 p.m.) WCVB**
October 25	**Patriots at Miami (1:00 p.m.) WBZ**
November 1	**Patriots at Indianapolis (1:00 p.m.) WBZ**
November 8	**Patriots vs. Atlanta (1:00 p.m.) WFXT**
November 10	Deadline for clubs to sign drafted players by 4 p.m. ET. If such players remain unsigned, they are prohibited from playing in the NFL in 1998.
November 15	**Patriots at Buffalo (1:00 p.m.) WBZ**
November 23	**Patriots vs. Miami (8:00 p.m.) WCVB**
November 29	**Patriots vs. Buffalo (4:00 p.m.) WBZ**
December 6	**Patriots at Pittsburgh (1:00 p.m.) WBZ**
December 13	**Patriots at St. Louis (1:00 p.m.) WBZ**
December 20	**Patriots vs. San Francisco (1:00 p.m.) WFXT**
December 25	Deadline for waiver requests in 1998.
December 27	**Patriots at New York Jets (1:00 p.m.) WBZ**
December 26-28	Regular season closes.
December 29	Clubs may begin signing free agent players for the 1999 season.
January 2-3	Wild Card Weekend.
January 9-10	Divisional Playoffs.
January 17	Conference Championships.
January 31	Super Bowl XXXIII, Miami, Florida.
February 7	AFC-NFC Pro Bowl, Honolulu, Hawaii.
February 8	Waiver system begins for 1999.
February 11	Deadline at 4 p.m. for clubs to designate franchise and transition players.
February 11	Expiration date of all player contracts due to expire in 1999.
February 12	Free agency period begins.
February 12	Trading period begins in 1999 after expiration of all 1998 contracts.
February 18-22	Combine timing and testing, RCA Dome, Indianapolis, Ind.
March 14-18	NFL Annual Meeting, Phoenix, Ariz.
April 17-18	1999 NFL Draft, New York, N.Y.

FUTURE SUPER BOWL SITES

Super Bowl XXXIII	
January 31, 1999	Pro Player Park, Miami, Fla.
Super Bowl XXXIV	
January 2000	Georgia Dome, Atlanta, Ga.
Super Bowl XXXV	
January 2001	Tampa Stadium, Tampa, Fla.

Biographical Index

NAME		NAME		NAME	
Andersen, Jason	260	Geter, Mike	283	Purnell, Lovett	190
Armstrong, Bruce	42	Glenn, Terry	133	Rehberg, Scott	192
Bartrum, Mike	45	Grier, Bobby	10	Reilly, Jack	27
Beveridge, Bob	280	Grier, Marrio	139	Rheams, Leonta	256
Billups, Terry	280	Hamilton, Ray	22	Rucci, Todd	193
Bledsoe, Drew	47	Hausmann, Jim	11	Russ, Bernard	195
Boudreau, Paul	20	Irwin, Blake	283	Rutledge, Rod	252
Brisby, Vincent	72	Irwin, Heath	141	Scarnecchia, Dante	28
Brown, Troy	78	Israel, Steve	142	Serwanga, Kato	285
Bruschi, Tedy	84	Jefferson, Shawn	145	Shaw, Harold	259
Byrd, Rodney	280	Jells, Dietrich	153	Shaw, Sedrick	196
Canty, Chris	88	Johnson, Ted	155	Sidwell, Steve	29
Carroll, Pete	16	Jones, Mike	160	Simmons, Tony	251
Carter, Chris	89	Jones, Tebucky	249	Slade, Chris	198
Carter, Tony	92	Kraft, Jonathan	8	Smith, Artie	206
Clay, Willie	96	Kraft, Robert	6	Smith, Carl	31
Coates, Ben	102	Ladd, Anthony	283	Spires, Greg	255
Collins, Todd	115	Lane, Max	165	Stablein, Brian	208
Collons, Ferric	120	Law, Ty	167	Sullivan, Chris	210
Compas, Jeff	281	Lee, Brian	284	Tate, Mark	285
Cottrell, Dana	281	Lofton, Steve	172	Thomas, Henry	213
Cox, Matt	281	Lowery, Don	12	Tupa, Tom	218
Crawford, Vernon	124	Lynn, Ron	23	Turner, Shawn	285
Cullors, Derrick	125	McGee, Curtis	284	Vinatieri, Adam	224
Davidson, Jeff	21	McGinest, Willie	174	Warren, Brent	285
Denson, Damon	128	Merkerson, Ron	257	Wasynczuk, Andy	9
Doxzon, Todd	282	Milloy, Lawyer	180	Walker, DeWayne	32
Dragos, Scott	282	Mitchell, Brandon	184	Walters, Steve	33
Eaton, Chad	129	Montana, Denis	284	Whigham, Larry	234
Edwards, Robert	247	Moore, Marty	185	Wilson, Kirby	34
Ellis, Ed	130	Moss, Zefross	188	Wohlabaugh, Dave	239
Floyd, Chris	253	Murphy, Jim	285	Wyman, Devin	241
Gagliano, Mark	282	Parker, Johnny	25	Zampese, Ernie	35
Gaiter, Tony	131	Pelini, Bo	26	Zolak, Scott	243
		Porter, Juan	285		

Patriots' Pronunciation Chart

Tedy Bruschi ..... *teddy • BREW-ski*

Ferric **Collons** ..... *COLE - enz*

Jeff **Compas** ..... *COMB - pah*

Scott **Dragos** ..... *DRAY-gohs*

Mark **Gagliano** ..... *GAG-lee-on-oh*

Mike **Geter** ..... *(rhymes with greeter)*

Marrio Grier ..... *MARR - ee - oh • GREER*

Willie **McGinest** ..... *Mc - ginn - est*

Denis Montana ..... *DENNY*

Zefross Moss ..... *ZEFF - russ*

Lovett Purnell ..... *LOVE - it*

Leonta Rheams ..... *Lee-on-TAY • reems*

Todd **Rucci** ..... *ROOCH - ee*

Kato Serwanga ..... *kuh-TOE • SIR-wahn-guh*

Sedrick Shaw ..... *SAID - rick*

Adam **Vinatieri** ..... *VIN - a - TERRY*

Dave ***Wohlabaugh*** ..... *WOOL - uh - bah*

ROBERT KRAFT
OWNER AND C.E.O.

out takes

- Robert and his family have been Patriots season ticket holders since 1971.
- When the Kraft family purchased the team in 1994, nearly 6,000 season tickets were sold in one day, eclipsing the franchise's previous single-day sales record of 979. Since then, the Patriots' season ticket waiting list has grown in excess of 10,000 names.
- In their first 34 years of existence, the Patriots had never reported a complete sellout prior to the start of a season. Since 1994, every home game has been sold out in advance. With every game already soldout this season, the Patriots' consecutive-game sellout streak will extend to 51 games by season's end.
- In 1998, Robert was named chairman of the NFL's Finance Committee.

In January of 1994, the fate of the New England Patriots rested in the hands of Boston businessman Robert Kraft. A Patriots fan since their early AFL days in Boston and a season ticket holder since 1971, Kraft was faced with one of the most difficult decisions of his life: Whether to commit nearly $200 million of family resources to purchase the franchise and keep the team in New England, or to decline and allow the Patriots to relocate outside of New England, much like the Boston Braves had when Kraft was just 11 years old.

As owner of Foxboro Stadium, Kraft held a lease which bound the team to play in Foxboro through the year 2001. In an effort to buy out the lease, a $75 million offer was made to the Kraft family. Yet on Jan. 21, 1994, Kraft passed on the offer, choosing to ignore the business instincts he had always relied on in the past. Instead, he allowed the fan inside him to make the 11th-hour bid, which ultimately saved the franchise from moving to St. Louis.

Since then, he has committed every resource within his power to rebuild the image of a team which had suffered from years of neglect and mismanagement. Despite lavish enticements from other former NFL cities, Kraft has remained committed to keeping the franchise in New England, even offering $200 million in private financing to build a new stadium.

The sale of the team was approved by the NFL on Feb. 25, 1994. Kraft's investment drew its first return the following day when season tickets went on sale and faithful fans responded in record numbers. By the end of that first business day, 5,958 season ticket orders had been placed, shattering the previous single-day sales record of 979. It was proof that Kraft had made the right decision.

Kraft inherited a team with the league's lowest payroll in 1993. Previous management chose not to sign star players to long-term contracts prior to the implementation of the 1994 salary cap, putting Kraft at an immediate competitive disadvantage when he purchased the team. Yet, within his first six months of ownership, Kraft committed over $13 million in signing bonuses alone, just to give the team the foundation on which to build. That commitment to building a championship-contending team restored the faith of the fans and rejuvenated interest throughout New England. By the start of the 1994 regular season, every game had been sold out for the first time in franchise history. That meant that the local broadcast blackout was lifted and every Patriots game would be televised throughout New England for the first time in franchise history, an invaluable benefit to fans throughout the region.

The impact that Kraft has made since purchasing the team has been profound. After 23 years as a loyal season-ticket holder, Kraft and his family took over the ownership of the Patriots with a fan's perspective and wasted no time implementing changes to make improvements both on and off the field.

In addition, he has put forth substantial resources to make the Patriots a championship-contending National Football League fran-

chise, employing a staff that is equally committed to developing a long-term strategy to keep the Patriots among the NFL's elite. That was made evident with the long-term signings of quarterback Drew Bledsoe, Ben Coates, Terry Glenn, Bruce Armstrong, Chris Slade and Willie McGinest, each of whom have contracts which extend through the year 2000, assuring that the Patriots will have a corps of talented players to lead the franchise into the next century.

Kraft's commitment to building a championship organization has provided the foundation for the team's recent success on the field, which has resulted in a level of popularity and support unmatched since the Patriots' inception.

Consider that in the first 34 years of the franchise's existence, the Patriots had qualified for the playoffs just six times, had won just three division titles and had hosted only one playoff game – which they lost in 1978. Yet, since Kraft took ownership in 1994, the Patriots have qualified for the playoffs three times, winning back-to-back division titles for the first time in franchise history and have hosted three playoff games, including the 1996 AFC Championship Game. The Patriots are 3-0 in those games.

In just his third season of ownership, Kraft reached the threshold of achieving the goal he set for the Patriots when he purchased the team: To bring an NFL championship to New England. In 1996, the Patriots won the AFC East division title, their first since 1986. They hosted Pittsburgh in the AFC Divisional Playoff game and claimed a 28-3 victory. The following week, the Patriots hosted the franchise's first conference title game. A 20-6 victory over Jacksonville in that game gave New England their second AFC championship title and allowed the Patriots to compete for the NFL title in Super Bowl XXXI. A 35-21 loss to Green Bay dashed those dreams of bringing New England its first NFL title, but planted an insatiable desire to win a Super Bowl title.

In 1997, with one of the youngest team's in the NFL, the Patriots repeated as division champions for the first time in franchise history after tying a franchise-best 7-1 record against their divisional foes. A one-point loss in the divisional playoff game at Pittsburgh kept the Patriots from hosting their second consecutive AFC Championship Game and defending their conference title.

In just four years, the Kraft family has brought long needed stability to the organization, and has built the foundation for a team which is now competing annually for an NFL title. His off-field accomplishments and the team's on-field success have resulted in a season ticket waiting list which has grown in excess of 10,000 people. Playing before a capacity crowd each week at Foxboro Stadium has created a home field advantage for the Patriots. In the past two years, the Patriots are 15-4 at home – a .789 winning percentage.

Kraft has made valuable contributions to the league as well as the Patriots. He currently serves on the league's powerful Broadcast and Finance Committees. The Broadcast Committee recently negotiated an $18 billion television contract – the most lucrative in the history of sports. He also serves on the Special Committee on Strategic Opportunities and Challenges as well as both the International and NFL Properties Committees.

Kraft first became a fan of the Boston Patriots in their AFL days of the early 1960s and attended games at each of the team's Boston venues – Boston University Field, Fenway Park, B.C. Alumni Stadium and Harvard Stadium. When the team moved to Foxboro, he became a season ticket holder and still considers those Patriots games at Foxboro among his warmest memories in the raising of his four sons.

A native of Brookline, Mass., Kraft attended local public schools before entering Columbia University on an academic scholarship. While attending Columbia, he also played "scatback" for the Lions. Upon graduation, he received a fellowship to attend the Harvard School of Business, where he earned a master's degree in business administration.

Kraft began his business career with the Rand-Whitney Group, Inc. of Worcester, Mass., a company he later acquired. In 1972, he founded International Forest Products, a trader of paper commodities which now does business in over 80 countries around the world. Together, Rand-Whitney and International Forest Products comprise one of the largest privately-owned paper and packaging companies in the United States.

The most recent addition to Kraft's group of businesses is the New England Revolution, the region's Major League Soccer entry. Now in their third season, the Revolution has exceeded annual projections for ticket sales and have become an established team in the Boston sports scene.

Kraft has had a long-time interest in sports. In the 1970s, he was the owner of the Boston Lobsters professional tennis team and recruited the legendary Martina Navratilova to join the squad. Navratilova went on to win her first Wimbledon after Kraft brought in tennis coach Roy Emerson to train the international tennis star.

Over the past 25 years, the Krafts have been among Boston's most philanthropic families, donating millions of dollars in support of local charities and civic affairs. Robert serves on the Executive Committee of the Dana-Farber Cancer Institute and established the Robert K. Kraft Family Blood Donor Center. He also serves on the Board of Overseers of the Boston Symphony Orchestra, is a trustee of his alma mater at Columbia University and serves on the Board of Directors for the Harvard Business School. He is the recipient of honorary degrees from Boston University, Bryant College, Curry College and Suffolk University.

JONATHAN KRAFT
V.P. AND OWNER'S REPRESENTATIVE

extra points

★ Jonathan grew up a Patriots fan. One of his favorite memories is of attending the AFC Championship game in Miami when the Patriots beat the Dolphins 31-14 to claim their first conference title.

Jonathan A. Kraft, now in his fifth season with the Patriots, was appointed Vice President and Owner's Representative on Jan. 21, 1994. He was a key figure in the negotiations which led to the purchase of the franchise and kept the team in New England.

In his current role, he oversees each of the organization's departments and assists each in their development and strategic planning. As the owner's representative, Jonathan joins his father in representing the team in all its dealings with the National Football League.

Since joining the Patriots, he has been instrumental in the research and development of all the Patriots' off-field pursuits. In 1995, he initiated the publishing of the franchise's first full-color team newspaper, *Patriots Football Weekly*. He also initiated the team's presence on the Internet and the development of the Patriots' retail business.

Patriots Football Weekly is the only full-color weekly publication offered by an NFL team and is the first of its kind in professional sports. It appears on newsstands throughout New England and is distributed to Patriots fans internationally. In just three years, the publication's circulation has grown exponentially and now ranks among the league's top three team newspapers.

The Patriots' Internet site (www.patriots.com), which debuted in March of 1995, was the first home page to be offered by a professional sports team anywhere. Since then, the site has been enhanced to include audio clips, video clips and it aired the first nightly broadcast on the world wide web — the Patriots' *Cyber Sideline*. The show airs during the season, Monday through Friday, beginning at 7 p.m. ET. Last year, *Cyber Sideline* attracted over 4,000 viewers per night.

The Patriots' retail business, which includes Pro Shop sales, catalog merchandising and online retailing, has developed into a multi-million dollar operation.

In addition to his role with the Patriots, Kraft also plays a leading role in each of the family's other business pursuits, including Rand-Whitney Containerboard, the Rand-Whitney Group, International Forest Products and the New England Revolution.

Kraft secured the 1991 and 1992 National Earth Day concerts at Foxboro Stadium. He has been the chief negotiator for the stadium in securing the appearances of a number of major musical acts, including The Rolling Stones, Aerosmith, Elton John and Billy Joel. The Greater Boston Convention and Visitors Bureau, Inc. presented Kraft with the "Spirit of Tiourism" Award for his work in promoting tourism and economic activity in the state.

A Williams College graduate, Kraft received his MBA from the Harvard School of Business. He is on the Board of Directors for several organizations, including the New England Israeli Chamber of Commerce and the Genesis Fund. He is also on the Board of Trustees for the Belmont Hill School.

Jonathan Kraft was born on March 4, 1964 in Brookline, Mass. He and his wife, Patti, live in Boston with their son, Harry (born 11/23/96). The Kraft's are expecting their second child in the fall.

ANDY WASYNCZUK
V.P. – BUSINESS OPERATIONS

out takes

- With the arrival of their third child this past June (ages 4, 2, and a newborn), Andy's passions for sports, music and reading have adjusted to nerf basketball, Raffi, and "Where the Wild Things Are."
- Andy credits his two grandfathers for his interests in spiritual and scientific arenas. One was an Arch-Bishop in the Orthodox Church while the other was a university physics professor.

Andy Wasynczuk, in his fifth season with the Patriots, was appointed Vice President of Business Operations on Jan. 21, 1994. In addition to handling the team's contract negotiations, player signings and salary cap management, he is also responsible for overseeing the daily operations of each department in the organization. As the team's cap strategist, Wasynczuk's challenge was to create a strategy which would allow the Patriots to maximize their potential under the salary cap, building the foundation for a team which would compete at a championship level for years to come. In his first four years, Wasynczuk has met the challenge.

Beginning with the signing of quarterback Drew Bledsoe, who agreed to a seven-year deal in 1995, the Patriots have built their foundation around a nucleus of young, talented players, including Ben Coates, Terry Glenn, Chris Slade and Willie McGinest, who are signed through the year 2000.

The formula Wasynczuk has implemented has already given the Patriots success. In the past two years, the Patriots have won back-to-back division titles for the first time in franchise history and have done so with one of the youngest teams in the NFL.

Prior to joining the Kraft's organization, Wasynczuk was a consultant at Bain and Company in Boston, an internationally recognized consulting firm. At Bain, he developed market strategies and business plans for international corporations in the packaging and financial service industries. In January 1989, he joined Foxboro Stadium Associates as the Chief Operating Officer. His responsibilities included the overall management of the stadium and overseeing the long-term development of the stadium complex. During his tenure as the stadium's COO, he greatly expanded the variety of entertainment presented at the location. He also played instrumental roles in attracting the 1994 World Cup to Foxboro and securing a Major League Soccer franchise for the Boston area, which began play in 1996. Since his arrival, the facility has been among the busiest in the world, hosting hundreds of events including football and soccer games, as well as some of the largest touring concerts in the nation.

Wasynczuk earned a bachelor's and a master's degree in electrical engineering from Case Western Reserve University. In 1983, he added a second master's degree (in business administration) from the Harvard Business School.

He is active in a variety of community activities, including the Board of Directors for the Marketplace Network. He is a frequent guest speaker at local community service organizations and various academic institutions.

Andy Wasynczuk was born Feb. 18, 1957 in Chicago, Ill. He and his wife Rebecca have three children – Katherine Sophia (born 12/2/93), Luke Joseph (2/4/96) and Thomas Samuel (6/6/98). The Wasynczuk family resides in Westwood, Mass.



BOBBY GRIER
V.P. OF PLAYER PERSONNEL

Bobby Grier was appointed Vice President of Player Personnel on Feb. 21, 1997. He is responsible for overseeing all aspects of pro and college scouting and the evaluation of current and prospective Patriots players.

In the past two seasons, Grier has procured the veteran talents of Willie Clay, Shawn Jefferson, Zefross Moss, Henry Thomas, Tom Tupa and Mark Wheeler through free agency, while producing the young talents of 17 draft choices who contributed to the success of claiming the franchise's first back-to-back division titles. With an influx of young talent joining the Patriots through this year's draft, the Patriots are expected to build on what is already a strong and successful foundation.

Grier is entering his 17th season with the Patriots organization, his eighth as a front office executive. He first joined the Patriots as an assistant on Ron Erhardt's staff in 1981 as the team's running backs coach. The following year, he moved to Northwestern University where he was the offensive coordinator on Dennis Green's staff. At the conclusion of the 1982 season, he returned to the Patriots and joined the team's college scouting staff. In 1985, he returned to the sidelines as an assistant on Raymond Berry's staff and helped the Patriots to their first AFC title in franchise history. That year, his running backs were led by Craig James and combined to rush for 2,331 yards (fourth in franchise history). James finished the year with 1,227 yards – which ranked second in franchise history to Jim Nance's 1,458 yards rushing in 1966.

He spent the next seven seasons (1986-92) directing the team's running backs on the staffs of three different head coaches. In 1993, he returned to the Patriots' front office when he was appointed the Director of Pro Scouting – a position he held until he was appointed Director of Player Personnel on Feb. 6, 1995.

He began his coaching career as an assistant at Kettering (Mich.) High School in 1966. He spent four years at Kettering (1966-69) before being named the head coach at Martin Luther King High in Detroit, Mich., in 1970. In 1974, Grier moved up to the collegiate ranks when he accepted the running back responsibilities at Eastern Michigan University. Grier was lured to New England by Boston College, who offered him an assistant position in 1978. He remained at Boston College as the Eagles' running backs coach for three seasons (1978-80) prior to moving to the Patriots.

Grier was an outstanding collegiate running back at the University of Iowa. He was a three-year starter and twice earned honorable mention All-Big Ten honors. In 1965, he led the Hawkeyes in rushing as a senior. Grier was born on Nov. 10, 1942 in Detroit, Mich. He and his wife, Wendy, have two sons, Chris (3/24/70) and Michael (1/5/75). Chris is a personnel scout for the Patriots. Michael plays hockey for the Edmonton Oilers. The Griers reside in Holliston, Mass.

out takes

- Bobby was a three-year starter and twice earned honorable mention All-Big Ten honors as a running back at the University of Iowa during his collegiate career.
- Bobby and his wife, Wendy, have two sons, Chris and Michael. Chris is a personnel scout for the Patriots. Michael plays hockey for the NHL's Edmonton Oilers.

JIM HAUSMANN
VICE PRESIDENT OF FINANCE

out takes

- Jim played for and later coached a DeMolay basketball team in Collinsville, Ill. during his high school and college years.
- Jim served in the U.S. Army from 1970-72 and spent a one-year tour in Vicenza, Italy.
- Jim has always been an avid sports fan. His favorites in each of the five major sports are the Patriots, St. Louis Cardinals, St. Louis Blues, Boston Celtics and New England Revolution.

Jim Hausmann, now in his seventh season with the Patriots, was appointed Vice President of Finance on Jan. 21,1994.

His primary duty as Chief Financial Officer is to oversee all financial activity involving the organization's football and stadium operations. In 1996, his role was expanded to include the financial operations for the New England Revolution, the Major League Soccer franchise the Krafts took ownership of in 1995. He reports directly to both Robert and Jonathan Kraft on all matters involving the financial aspects of the Patriots, the Revolution and Foxboro Stadium.

Hausmann joined the Patriots on May 17, 1992 as its Vice President and Chief Financial Officer. In 1993, he was named the Executive Vice President of Business Operations.

Before joining the Patriots, Hausmann was employed as a senior audit manager with the international accounting firm of Deloitte, Haskins & Sells (now Deloitte & Touche). He worked in their St. Louis, Mo. office from 1970-84 and again from 1990-92. He took a brief hiatus from the accounting firm from 1985-89 when he was named the chief financial officer of a regional stock brokerage firm in St. Louis.

Hausmann graduated from Southern Illinois University in 1970 with a bachelor's degree in business administration and accounting. In 1973, he earned his CPA certificate while working at Deloitte.

James Hausmann was born Nov. 18, 1948 in Collinsville, Ill. Jim and his wife, Terri, have three children – Jennifer (4/28/81), Kyle (6/3/84) and Brian (1/15/87) – and reside in Foxboro, Mass.

out takes

- In high school at New Hampshire's Kimball Union Academy, Don was the captain of the football and baseball teams and played goalie for the hockey team. He continued his goaltending career at Wesleyan University.
- In college, Don was the play-by-play voice of Wesleyan Cardinal football and was the co-host of a radio talk show.

DON LOWERY
V.P. OF PLAYER DEVELOPMENT AND COMMUNITY AFFAIRS

Showing his commitment to developing a model for player programs in the league, Robert Kraft appointed Don Lowery as Vice President of Player Development and Community Affairs on March 9, 1998.

In this role, Lowery will oversee the operation of the team's player program activities, including continuing education, financial education, career internship and family assistance. This season, he will manage a new initiative between the team and Northeastern University which includes intensive training in understanding and preventing occurrences of domestic violence. Lowery will continue to be responsible for the management of all the team's community outreach efforts, including directing the work of the New England Patriots Charitable Foundation.

Lowery originally joined the Patriots in March of 1994 as the director of public and community relations. In 1997, he received a promotion to Vice President. He continued to serve as the team's spokesperson and drew greater emphasis on directing the team's activities within the community, including public appearances and charitable donations. The promotion also brought more responsibility in his involvement with the New England Patriots Charitable Foundation and the team's public affairs projects.

Before joining the Patriots, Lowery spent five years as a newspaper reporter for the *Roanoke (Va.) Times & World News*, the *Norfolk Ledger Star*, the *Arizona (Phoenix) Republic* and the *Boston Globe*. In his various positions, he worked as general assignment reporter and covered education, government and business. From 1982 through 1991, he was Director of Public Affairs and Editorials for WHDH-TV, the CBS (now NBC) affiliate in Boston. In that position, he was responsible for overseeing the development and production of the station's pubic affairs programming and writing and delivering the station's editorials. Following his work in television, Lowery spent two years working as a public finance investment banker in Boston for Lazard Freres & Co. and First Albany Corp.

During his career in journalism, Lowery was the recipient of several awards, including prizes for outstanding editorial writing from the Associated Press, United Press International and Lincoln University. In addition, he twice received the Emmy Award from the New England Chapter of the National Academy of Television Arts and Sciences for outstanding editorials.

Lowery serves on the board of directors of several non-profit organizations, including Boston Partners in Education, Big Brother Association of Greater Boston, the Steppingstone Foundation and the Massachusetts Amateur Athletic Association.

Lowery graduated from Wesleyan University in Middletown, Conn. in 1977 with a bachelor's degree in economics.

Donald Lowery was born on Jan. 6, 1956 in Chicago, Ill. He is single and resides in Boston.

1998 Club Directory

EXECUTIVE ADMINISTRATION

Robert K. Kraft, Owner and CEO
Jonathan A. Kraft, Vice President/Owner's Representative
Andy Wasynczuk, Vice President/Business Operations

ADMINISTRATIVE SUPPORT STAFF

Kim Norton, Executive Assistant to the Owner
Richard Miller, Player Compensation Analyst
Ann Thompson, Administrative Assistant
Sheila Tisdale, Receptionist
Jane Foley, Receptionist
Janice Pisano, Receptionist
Edie Myers, Stadium Operations

SCOUTING AND PERSONNEL

Bobby Grier, Vice President of Player Personnel
Dave Uyrus, Director of Pro Scouting
Andre Tippett, Assistant Director of Pro Scouting
Larry Cook, Director of College Scouting
Bucko Kilroy, Scouting Consultant
Marvin Allen, Personnel Scout
Edwin Bailey, Personnel Scout
Robert Cegelski, Personnel Scout
Chris Grier, Personnel Scout
Paul Pawlak, Personnel Scout
Mike Pollom, Personnel Scout
Ken Sternfeld, Personnel Scout
Nancy Meier, Pro and College Scouting Coordinator
Joe Ziobro, Pro and College Personnel Assistant
Tom Sansone, Film Grader
Albie Stonkus, Film Grader
Mosi Tatupu, Film Grader

COACHING STAFF

Pete Carroll, Head Coach
Ernie Zampese, Offensive Coordinator
Steve Sidwell , Defensive Coordinator
Paul Boudreau, Offensive Line
Jeff Davidson, Assistant Offensive Line
Ray Hamilton, Defensive Line
Ron Lynn, Defensive Backs
Johnny Parker, Strength and Conditioning
Bo Pelini, Linebackers

COACHING STAFF (CONT.)

Jack Reilly, Quarterbacks
Dante Scarnecchia, Special Teams
Carl Smith, Tight Ends
DeWayne Walker, Defensive Assistant - Secondary
Steve Walters, Wide Receivers
Kirby Wilson, Running Backs

FOOTBALL SUPPORT STAFF

Ken Deininger, Director of Football Operations
Mark Jackson, Football Operations Assistant
Ron O'Neil, Head Trainer
Kirk Brumels, Assistant Trainer
Don Brocher, Equipment Manager
John Hillebrand, Assistant Equipment Manager
Jimmy Dee, Video Director
Dan Sarro, Video Assistant
Fernando Neto, Video Assistant
Kathleen O'Neill, Administrative Assistant to Coaching Staff
Frank Mendes, Team Security
Bertram Zarins, M.D., Team Physician
Dr. Armand Nicholi, Team Psychiatrist/ Director of Substance Abuse Program

LEGAL COUNSEL

Richard Karelitz, General Counsel
Marie Coukos, Legal Counsel

HUMAN RESOURCES

Joanne Nichols, Director of Human Resources

ACCOUNTING DEPARTMENT

Jim Hausmann, Vice President/Finance
Jim Nolan, Controller
Jim Wilson, Assistant Controller
Ben Lentz, Cash Manager
Susan Desrosiers, Accounting Assistant
Maureen Doherty, Accounting Assistant

PRO SHOP STAFF

Ken Flanders, Director of Retail Operations
Mike Perriello, Pro Shop Manager
Anthony Jardim, Assistant Manager

1998 Club Directory (Cont.)

MANAGEMENT INFORMATION SYSTEMS

Carl Katzeff, Vice President and Chief Information Officer (Kraft Group Companies)
Michael Riu, Director of Information Technology
Paul Concannon, Project Manager
Ray Gambardella, Programmer/Support Specialist
Rick O'Hare, System Administrator

SALES AND MARKETING STAFF

Daniel A. Kraft, Vice President of Corporate Marketing and Broadcast Sales
Lou Imbriano, Director of Marketing and Special Events
Jon Levy, Corporate Sales Executive
Tracey Goulet, Marketing Services Director
Tracy Sormanti, Cheerleader Director
Jen Ferron, Promotions and Events Manager
Gary Grodecki, Entertainment Manager
Ed Wright, Corporate Sales Executive
David Pearlstein, Corporate Sales Executive
Bill Nelsen, Sales Executive
Scott Keegan, Account Executive
Gail Reinalda, Marketing and Events Coordinator

PLAYER PROGRAMS/ COMMUNITY RELATIONS

Don Lowery, Vice President of Player Development and Community Affairs
Barbara Rizzo, Community Relations Coordinator
Josh Blumenthal, New England Patriots Charitable Foundation Coordinator

MEDIA RELATIONS

Stacey James, Director of Media Relations
Anthony Moretti Jr. , Assistant Director of Media Relations
Caroline Jones, Media Relations Assistant
Brian Batchelder, Media Relations Intern
David Silverman, Team Photographer

TICKET SALES STAFF

Mike Nichols, Director of Ticket Operations
Kate Delay, Ticket Operations Coordinator
Tim Boufford, Ticket Operations Assistant
John Traverse, Ticket Operations Assistant

PATRIOTS FOOTBALL WEEKLY STAFF

Fred Kirsch, Editor-in-Chief
Bryan Morry, Assistant Editor
Michael Reiss, Reporter
Jason Ricker, Circulation Manager
William Tomasian, Circulation Assistant
Randolph Charlotin, Intern

PATRIOTS.COM

Fred Kirsch, Director
Mark Stella, Content Coordinator/Webmaster
Patrick Sheeran, Assistant Producer

STADIUM OPERATIONS/CONCESSIONS

Dan Murphy, General Manager of Foxboro Stadium
Bernie Reinhart, Building Services Manager
Jeff Davenport, Concessions Manager
Daryl Smith, Administration Manager
Al Labelle, Catering Manager
Mary Burns, Administrative Assistant
Dennis Brolin, Field Superintendent
Dennis Harrop, Assistant Field Superintendent
Al Parrillo, Stadium Parking
Mike Titus, Building Services Supervisor
Mike Lacroix, Field Crew
Bob Denham, Stadium Services
Al Pestana, Stadium Services
Bob Ryder, Stadium Services
Dale Vose, Stadium Services
Steve Mancini, Foreman

STADIUM SECURITY

Bill Lennon, Security Director
John Barry, Security Consultant


PRO LINE

PETE CARROLL

HEAD COACH
25TH COACHING SEASON
15TH NFL SEASON 2ND PATRIOTS SEASON

out takes

- For the past seven years, Pete's defenses have been ranked among the top nine in the league in total take-aways.
- During his 14-year NFL coaching career, only his 1990 Jets defense finished a season with fewer than 32 take-aways. They had 29 that year.
- In Minnesota, Pete coached one of the most dominant secondaries in football. In 1988, the defense ranked second against the pass and was first in overall defense. In 1989, they did one better, improving to first in both categories.
- In 1995, Pete's defense at San Francisco was the league's top rated unit, allowing just 274.9 yards per game.
- Pete was a two-time all-conference defensive back at Pacific, where he won back-to-back Ironman Awards – given annually to the athlete who participated in the most plays.

When the Patriots began their search for a new head coach in 1997, their mission was to find a young, energetic, student of the game who would be willing to make a long-term commitment to a young team fresh off an AFC Championship season. That search started and ended when Patriots owner Robert Kraft interviewed San Francisco defensive coordinator Pete Carroll.

Carroll was the candidate who was most frequently recommended to the Patriots' owner and the first he brought in for an interview. When the two met, Carroll convinced Kraft that he was committed to the challenge of bringing an NFL title to New England. On Feb. 3, 1997, Carroll was named head coach of the New England Patriots, the 13th in franchise history.

In his first year with the Patriots, Carroll accomplished a task that had eluded his 12 predecessors, as he guided the team to their first back-to-back division titles in franchise history. Entering the season, expectations were at an all-time high. The defending conference champions responded by claiming their second consecutive division crown with a victory over Miami in the 1997 season finale. The win improved the Patriots' record to 7-1 within the division, tying another franchise record.

The following week, the Patriots hosted the Dolphins in the first round of the playoffs and advanced with a 17-3 victory. It was their second victory over the Dolphins in less than a week and the third of the season. Only five other teams in the history of the NFL had defeated an opponent three times in one season.

Carroll made his Patriots debut in Foxboro with a 41-7 victory over San Diego on Aug. 31, 1997. The 41 points in a season opener was a franchise high and produced the most lopsided opening day victory in team history. The win sparked a 4-0 start to the season, their best start in 23 years, as the Patriots outscored their opponents 130-40 through the month of September.

Through the first 11 weeks of the season, the Patriots boasted one of the league's most balanced attacks. Offensively, the Patriots ranked fourth overall, averaging 352.8 yards per game and were scoring over 25 points per game (5th in the NFL). Defensively, the Patriots countered with a unit which was ranked sixth overall, allowing just 288.8 yards per game, and were surrendering just 16.5 points per game (5th in the NFL).

The loss of running back Curtis Martin in the final month of the season severely limited the Patriots' offensive arsenal and dras-

tically reduced the team's time of possession, but the team overcame the adversity to win four of the last five games to defend their division title.

Much of the season-ending success was attributed to their aggressive, ball-hawking defense, which has long been a Pete Carroll trademark. By season's end, the Patriots had forced 32 turnovers (6th in the NFL) and ranked fourth in the league with a +10 turnover differential. The defense dominated at times throughout the season, allowing just 18.1 points per game (8th in the NFL) during the season and just 10 total points in two playoff games.

Offensively, the Patriots displayed tremendous discipline by surrendering a franchise-low 22 total turnovers during a season which saw injuries force lineup changes at key ball handling positions, including wide receiver, running back and center. Of the 22 turnovers, the Patriots lost just seven fumbles, setting another franchise-low. The previous team record was eight fumbles, which was set during the strike-shortened 1982 season (9 games). Drew Bledsoe's 15 interceptions tied his career-low and totaled the fourth fewest season total in franchise history, just two shy of the team record.

Carroll finished his first season with an 11-7 overall record, making him the franchise's all-time winningest head coach with a .611 overall winning percentage. He was one of 10 new head coaches hired during the 1997 season. Of the 10, only four took their teams to the playoffs and only two, Carroll's Patriots and Steve Mariucci's 49ers, advanced beyond the first round.

Prior to joining the Patriots, Carroll spent two seasons as the defensive coordinator of the San Francisco 49ers. Under his guidance, the 49ers defense excelled, producing one of the most dominant units in franchise history. In 1995, San Francisco boasted the league's top rated defense, allowing just 274.9 yards per game, nearly 50 yards below the league average. The 49ers also led the league in rushing defense (66.3 yards per game), average per rush attempt (3.0) and first downs per game (16.5). More importantly, they ranked first in points allowed, limiting their opponents to an average of just 16.1 points per game. The defense was also credited with creating multiple scoring opportunities off turnovers for the league's second ranked offense. They led the league with 26 interceptions, five of which were returned for touchdowns. In all, the 49ers forced 34 turnovers and returned seven for touchdowns to set a new franchise record for defensive touchdowns. At season's end, the 49ers sent six defenders to the Pro Bowl, five of whom had earned first-team All-Pro honors.

In 1996, the 49ers ranked seventh in total defense, allowing just 291.3 yards per game. It was their stingy defense which received much of the credit for the team's success. For the second consecutive season, the Niners held their opponents to an average of 16.1 points per game, which propelled them to a 12-4 regular season record – second only to Green Bay's 13-3 record that season. After allowing just 11 points in a season-opening victory over the Saints, the 49ers defense blanked the St. Louis Rams, 34-0. It was their first shutout in seven years.

Prior to joining the

49ers, Carroll gained some valuable head coaching experience in his final season of a five-year tenure with the New York Jets. He originally joined the Jets in 1990 as their defensive coordinator and was promoted to head coach in 1994. As head coach, Carroll had the Jets in second place in the AFC East and in playoff contention with a 6-5 record through the first 11 weeks of the season. A four-point loss to the Miami Dolphins in the 12th game of the season triggered a five-game losing streak, which included losses to four playoff-bound teams. The opportunity to build on the 1994 season was lost when Carroll was relieved of his duties at season's end, after just one season as head coach.

Carroll's tenure in New York began in 1990 when he was hired as defensive coordinator. He inherited a defensive unit which had allowed 374.6 yards per game in 1989, among the worst in the NFL. Within two years, he had turned the Jets defense into one of the most aggressive, opportunistic units in the league. In 1991, the Jets rush defense had improved from 19th to fourth in the league, allowing just 90.1 yards per game. It was their defense, ranked 12th overall, which carried the Jets to an 8-8 record and qualified them for the playoffs for the first time in five years. In 1992, the Jets fell to 4-12, despite a defensive effort which forced 39 turnovers-the third most in the league that year.

In 1993, the defense ranked second in the AFC and eighth overall in the NFL, allowing just 294.5 yards per game. They allowed an average of just 92.1 yards rushing per game, fifth in the NFL, and forced 37 turnovers (19 interceptions, 18 fumble recoveries). The Jets held their opponents to just 15.4 points per game, which ranked third in the AFC and sixth in the NFL. During the season, the defense had a string of three consecutive games without allowing a touchdown and helped the Jets finish 8-8, third place in the AFC East. During his four seasons as the defensive coordinator, the Jets defense improved in nearly every defensive category, including moving from 25th in the NFL in points allowed (411) in 1989 to sixth (247 points) in 1993. His reward came on Jan. 7, 1994, when Carroll was promoted to head coach, replacing Bruce Coslet.

He joined the Jets after five seasons with the Minnesota Vikings (1985-89), where he gained a reputation for being one of the game's most innovative defensive minds. Under his tutelage, both Joey Browner and Carl Lee developed into Pro Bowl performers and annually kept the Vikings secondary among the top-rated in the league. In 1988, the Vikings possessed the top rated defense in the league (allowing 255.7 yards per game) and forced a league-high 53 turnovers, including a team-record 36 interceptions. The Vikings qualified for the playoffs with an 11-5 overall record and advanced to the second round of the playoffs before being ousted by the 49ers. The following year, the Vikings improved from second in pass defense to first, allowing just 156.3 yards per game.

While at Minnesota, defensive take-aways became the hallmark of Carroll's units. During that time, his squads averaged over 25 interceptions per season and forced a whopping 42.4 total turnovers per year. In fact, during his 14-year NFL coaching career, only his 1990 Jets defense (29) finished a season with fewer than 32 take-aways.

After a 10-year collegiate-level coaching career, Carroll joined Kay Stephenson's staff with the Buffalo Bills as the secondary coach in 1984. He spent just one season in Buffalo before joining Bud Grant's staff in Minnesota in 1985.

Carroll began his coaching career at his alma mater, the University of Pacific, in 1974, at the age of 22. He coached three seasons at Pacific (1974-76) before moving on, gaining valuable coaching experiences at Arkansas (1977), Iowa State (1978) and Ohio State (1979) before settling in at North Carolina State in 1980. For the next three seasons (1980-82), Carroll directed the Wolfpack's defense before returning to Pacific in 1983 as the assistant head coach and offensive coordinator. During his collegiate coaching career, Carroll enjoyed many successes. He was on the staff of two different universities that claimed conference titles and finished the seasons with 11-1 records. The first came in 1977 when he was an assistant on Lou Holtz's staff at Arkansas. The Razorbacks overpowered Oklahoma 31-6 in the Orange Bowl to finish the year 11-1. Two years later, he celebrated similar success as an assistant on Earle Bruce's staff at Ohio State when the Buckeyes claimed the Big Ten title with an 11-0 record, but finished 11-1 after dropping a one-point decision, 17-16, to Southern Cal in the 1980 Rose Bowl.

Personal: Carroll was born Sept. 15, 1951 in San Francisco, Calif. He attended Redwood High in Larkspur, Calif., where he lettered in football, basketball and baseball. After a standout prep football career, Carroll played two seasons at the College of Marin before transferring to the University of Pacific in 1971. In 1971 and 1972, he earned All-Pacific Coast Conference honors as a defensive back. He earned the Ironman Award each season, which is presented annu-

ally to the Pacific player who logs the most playing time in a year. In 1972, he captained the team to an 8-3 record as a senior and was voted the team's Most Inspirational Player. He graduated with a degree in business administration and later returned to earn his master's degree in physical education. His pursuit of a professional playing career ended after a tryout with the Hawaiians of the World Football League in 1973. In 1974, he began his coaching career at his alma mater. He and his wife, Glena, have three children: Brennan (3/20/79), Jaime (4/12/82) and Nathan (3/24/87).

Coaching Capsule: For the past 24 years, Pete Carroll has excelled in the coaching of young athletes. He is a high-energy, inspirational leader who has enjoyed tremendous coaching success both collegiately and professionally. He now accepts his greatest coaching challenge: To bring an NFL title to New England. Below is a brief review of Carroll's 24-year coaching career.

PETE CARROLL YEAR-BY-YEAR

Years	School	Coaching Position
1974	Pacific	Wide Receivers
1975-76	Pacific	Defensive Backs Coach
1977	Arkansas	Asst. Secondary Coach
1978	Iowa State	Secondary Coach
1979	Ohio State	Secondary Coach
1980-82	N.C. State	Defensive Coordinator
1983	Pacific	Asst. Head Coach/ Offensive Coordinator

Years	NFL Team	Coaching Position
1984	Buffalo	Defensive Backs Coach
1985-89	Minnesota	Defensive Backs Coach
1990-93	New York Jets	Defensive Coordinator
1994	New York Jets	Head Coach
1995-96	San Francisco	Defensive Coordinator
1997-98	New England	Head Coach

Head Coaching Record

Regular Season	16-16
Postseason	1-1
Total	17-17

PETE CARROLL'S NFL EXPERIENCE

Years	School/Team	W	L	T	Notes
1984	Buffalo Bills	2	14	0	
1985	Minnesota Vikings	7	9	0	
1986	Minnesota Vikings	9	7	0	
1987	Minnesota Vikings	8	7	0	Wild Card
1988	Minnesota Vikings	11	5	0	Wild Card
1989	Minnesota Vikings	10	6	0	NFC Central Champs
1990	New York Jets	6	10	0	
1991	New York Jets	8	8	0	Wild Card
1992	New York Jets	4	12	0	
1993	New York Jets	8	8	0	
1994	**New York Jets**	**6**	**10**	**0**	
1995	San Francisco 49ers	11	5	0	NFC West Champs
1996	San Francisco 49ers	12	4	0	Wild Card
1997	**New England Patriots**	**10**	**6**	**0**	**AFC East Champs**

bold type indicates head coaching seasons

PAUL BOUDREAU

OFFENSIVE LINE
26TH COACHING SEASON
12TH NFL SEASON
2ND PATRIOTS SEASON

out takes

- An avid runner, Paul ran in the 1991 Boston Marathon with fellow coach Carl Smith.
- The Arlington, Mass. native was recruited to play football and baseball at Boston College (1971-73). After coaching at Oxford (Mass.) High, he returned to BC to coach the offensive line from 1975-76.
- His son, Paul, is now a graduate assistant on the coaching staff at the University of Cincinnati.

Coaching: Paul Boudreau, a 26-year coaching veteran with 12 NFL seasons to his credit, was named offensive line coach on Feb. 12, 1997. In his first season with the Patriots, the team finished 10-6 and won back-to-back division titles for the first time in franchise history. Injuries to RB Curtis Martin and WR Terry Glenn inhibited the Patriots' offensive arsenal, but the offensive line provided season-long consistency. As a unit, the line allowed just 30 sacks all season and ranked fourth in the league among fewest sacks allowed per pass attempt (18.7 pass plays/sack). Through 10 games, Martin was on pace to break the franchise's single season rushing record and the Patriots' offense ranked fourth in the league. But injuries beset Martin, who missed the final three games of the regular season and the offensive rankings slipped from fourth to 15th at season's end. Despite missing three games, Martin still finished the year with 1,160 yards rushing. His 4.2-yard average was a career best.

Boudreau joined the Patriots after three seasons as the offensive line coach of the Detroit Lions (1994-96). While in Detroit, Boudreau helped build one of the premier offensive lines in football, which powered one of the most potent offenses in the league during his tenure. He inherited All-Pro running back Barry Sanders, arguably the premier rusher in the league. Yet, prior to Boudreau's arrival, Sanders had only reached the 1,500-yard rushing plateau once in his first six NFL seasons. Upon Boudreau's arrival in 1994, Sanders rushed for a then career-high 1,883 yards and reached the 1,500-yard plateau for three consecutive seasons. In 1995, the Lions' offensive line powered the league's top rated offense as Sanders rushed for exactly 1,500 yards and quarterback Scott Mitchell set team records in virtually every passing category. At season's end, left tackle Lomas Brown and center Kevin Glover were each invited to the Pro Bowl. It was the first time in 36 years that two Lions offensive linemen received all-star recognition.

Boudreau began his NFL coaching career as the offensive line coach for the New Orleans Saints in 1987. In seven seasons with the Saints, he developed one of the most consistent front lines in all of football. In 1992, the Saints allowed just 15 sacks, an NFL-low and an all-time franchise record.

The Arlington, Mass. native began his coaching career at Oxford (Mass.) High in 1973. After one season at the prep level, he returned to his collegiate alma mater as the offensive line coach at Boston College. After two seasons at the Heights (1974-75), Boudreau accepted a position at Maine, which he held from 1976-78. He spent the next three seasons in the Ivy League as an assistant at Dartmouth (1979-81), followed by a one-year coaching stint at Navy (1982) before accepting his first professional coaching position with the Edmonton Eskimos of the Canadian Football League. He coached three seasons in the CFL (1983-86) before joining the NFL ranks with the Saints in 1987.

Playing: Boudreau was a three-year letterman in both football and baseball at Boston College. He gradu-

ated in the spring of 1973 and began his coaching career that fall.

Personal: Paul Boudreau was born Dec. 30, 1949 in Arlington, Mass. He attended Arlington High, where he lettered in football and baseball. He and his wife, Joan, have two children, Paul and Jill. His son, Paul, is now an assistant coach at Cincinnati College.

Coaching Capsule: Offensive line — Oxford (Mass.) High School (1973); offensive line — Boston College (1974-75); offensive line — University of Maine (1976-78); offensive line — Dartmouth (1979-81); offensive line — Navy (1982); offensive line — Edmonton Eskimos CFL (1983-1986); offensive line — New Orleans Saints NFL (1987-1993); offensive line — Detroit Lions NFL (1994-96); offensive line — New England Patriots NFL (1997-98).

JEFF DAVIDSON

OFFENSIVE LINE ASST.
4TH COACHING SEASON
4TH NFL SEASON
2ND PATRIOTS SEASON

out takes

- Jeff earned all-conference honors protecting quarterback Tom Tupa at Ohio State. The two were also college teammates of linebackers coach Bo Pelini.
- Jeff was a fifth-round selection of the Denver Broncos in the 1990 NFL Draft.
- Jeff's father, Jim, was an All-American tackle at Ohio State in 1964 and was a first-round draft choice of the Buffalo Bills in 1965.

Coaching: Jeff Davidson joined Pete Carroll's staff on March 6, 1997. He instructed tight ends during his first season in New England. This year, he will concentrate his efforts assisting Paul Boudreau with the coaching of the Patriots' offensive line, a position Davidson played professionally for four seasons before entering the coaching ranks in 1995. He played each position on the offensive line, center, guard and tackle, during his career and will now be responsible for the continued development of some of the Patriots' young offensive linemen.

Last year, he was assigned to coach the team's tight ends, a position which produced another Pro Bowl effort from veteran TE Ben Coates. For the fourth time in the last five years, Coates led the team in receiving with 66 receptions for 737 yards and eight touchdowns. In addition, first-year reserve tight end Lovett Purnell scored on three of his five receptions. Only Coates and Troy Brown (6) caught more touchdown passes during the year.

Davidson began his NFL coaching career in 1995 with the New Orleans Saints as a volunteer assistant. He gained valuable coaching experience under the guidance of offensive line coach Jon Matsko on Jim Mora's staff. In 1996, Davidson was named offensive assistant, responsible for a multitude of functions, including the breaking down of game tapes, opponent scouting and self-scouting. In addition, he had a number of on-field coaching responsibilities.

Davidson entered the league in 1990 as a fifth-round draft pick of the Denver Broncos. He played four seasons in the NFL before injuries ended his playing career. He began his pursuit of an NFL coaching career the following season when he joined the New Orleans Saints coaching staff as a volunteer assistant.

Playing: Davidson earned All-Big Ten honors as a senior and was a four-year letterman as an offensive lineman at Ohio State. He was drafted in the fifth round of the 1990 NFL draft by the Denver Broncos and moved into the starting lineup in just his second season. He started 16 games, including both playoff games, at left tackle. In 1992, he started every game at left guard. He was released by the Broncos in 1993 and signed by the New Orleans Saints as a free agent in 1994. He was on the active roster for the first seven games of the

season, but suffered a shoulder injury which sidelined him for the remainder of the year and ultimately brought a premature end to his playing career.

Personal: Jeffrey John Davidson was born Oct. 3, 1967 in Akron, Ohio. He attended Westerville (Ohio) North High School where he earned *Parade* All-American honors as a senior. He was a three-sport prep letterman, starring in football (3 letters), track (4) and baseball (1). Jeff and his wife Judy have two sons; Nicholas and Alexander.

Coaching Capsule: Volunteer assistant — New Orleans Saints NFL (1995); offensive assistant — New Orleans Saints NFL (1996); tight ends coach — New England Patriots NFL (1997), offensive line assistant — New England Patriots (1998).



out takes

- ★ Ray was nicknamed "Sugar Bear" during his high school playing days — a name which stuck throughout his playing career.
- ★ Ray is an avid tennis player who is also an accredited official. While playing for the Patriots, he officiated several professional tournaments in the Boston area.
- ★ Ray ranks fourth on the Patriots' all-time sack list with 54.

RAY HAMILTON

DEFENSIVE LINE
14TH COACHING SEASON
12TH NFL SEASON
7TH PATRIOTS SEASON

Coaching: Ray Hamilton, who began both his NFL playing and coaching careers in New England, returned to the Patriots in 1997 when Pete Carroll appointed him as defensive line coach on Feb. 13, 1997.

In 1997, Hamilton helped initiate an aggressive, attacking defense, applying personal techniques which made him one of the premier defensive linemen in Patriots history. Veteran defensive tackle Henry Thomas emerged as the line's leading tackler with 69 stops and seven sacks. Willie McGinest was slowed by injuries in the beginning of the season, but was a dominant defender for the Patriots through the playoffs, compiling 11 tackles and 2.5 sacks in two games.

Statistically, the defense showed steady improvement throughout the season. Their 45 sacks in 1997 ranked eighth in the league and counted as a 12-sack improvement over 1996. The defense allowed just 289 total points (8th overall), an average of 18.1 points per game. That marked a 24-point improvement over 1996 (313 pts.), a 19.6 point average.

He joined the Patriots after two seasons in New York, where he coached the Jets' defensive line. While with the Jets, Hamilton was instrumental in the development of Hugh Douglas, who recorded 18 sacks in his first two seasons and was named NFL Defensive Rookie of the Year in 1995. As a unit, the defensive pressure improved significantly in Hamilton's first year with the Jets. That year, the Jets defense ranked fourth in the AFC, sixth overall (297.3 ypg) and had the top-ranked pass defense, allowing just 171.3 yards per game. In addition, the defense enjoyed a 14-sack improvement, jumping from 29 sacks in 1994 to 43 sacks in 1995. The 43 sacks tied for third in the AFC and was sixth in the league.

He began his professional coaching career in New England as the assistant defensive line coach on Raymond Berry's staff from 1985-89. In his first season as a coach, he helped instruct a defensive line which consisted of Julius Adams, Ken Sims and rookie sensation Garin Veris, whose 10 quarterback sacks set a franchise rookie record. That year, the Patriots won their first AFC Championship title and competed in Super Bowl XX.

In 1990, he left the Patriots and became the head coach of the semi-pro Bay State Titans, whom he led to the

league championship game. While coaching the Titans, he tutored defensive tackle Eric Swann, the future first-round draft choice of the Arizona Cardinals and one of the premier defensive lineman in the NFL today. In 1991, he returned to the NFL as the defensive line coach with the Tampa Bay Buccaneers. In 1992, he accepted the defensive line responsibilities at Tennessee. That year, the Volunteers set a school record by compiling 40 sacks during the season. He returned to the NFL in 1993 with the Los Angeles Raiders. In two seasons with the Raiders, he played a significant role in the development of defensive tackle Chester McGlockton and of a defensive unit which totaled 83 sacks during his tenure. In 1993, the Raiders compiled 45 sacks, which ranked seventh in the league. The following year, they were once again among the league's top 10 in sacks with 38 (9th overall) and were ranked fourth in the AFC in total defense (308.9 ypg). He returned to the east coast in 1994 when he was named the defensive line coach on Rich Kotite's staff with the Jets.

Playing: Ray Hamilton was a fixture on the Patriots defensive line from 1973-81. Although he was a two-time All-Big 8 selection at Oklahoma, he remained on the draft board until the Patriots selected him in the 14th round of the 1973 NFL Draft. The selection proved to be one of the biggest steals in Patriots draft history. He was originally projected as a linebacker, but immediately found a home on the defensive line. In 1973, he lined up at left defensive end and set a Patriots rookie record with seven sacks (later broken by Garin Veris). He started every game that season, the first of a record-setting 110 consecutive starts. He moved to nose tackle in 1974 when the Patriots made the transition from a 4-3 to a 3-4 defense. He retired prior to the 1982 season as one of the most recognizable players in franchise history and currently ranks fourth among the team's all-time leaders with 54.0 career sacks.

Personal: Ray Hamilton was born Jan. 20, 1951 in Omaha, Neb., the second of 12 children. He attended Douglass High in Oklahoma City, where he lettered in football, wrestling and track. He excelled both on the field and in the classroom at Oklahoma, where he made the dean's list and earned a bachelor's degree in marketing at Oklahoma. As a member of the Patriots, he took graduate classes at Suffolk (Mass.) University, where he once again made the dean's list and earned a master's degree in public administration in 1977. Ray and his wife, Paula, have two sons, Kadar and Damon. Kadar recently graduated from Stanford University. Damon is a sophomore at the Wharton School of Business at the University of Pennsylvania.

Coaching Capsule: Assistant defensive line coach — New England Patriots NFL (1985-89); head coach — Bay State Titans Semi-Pro (1990); defensive line coach — Tampa Bay Buccaneers NFL (1991); defensive line coach — University of Tennessee (1992); defensive line coach — Los Angeles Raiders NFL (1993-94); defensive line coach — New York Jets NFL (1995-96); defensive line coach — New England Patriots NFL (1997-98).

RON LYNN

DEFENSIVE BACKS
33RD COACHING SEASON
13TH NFL SEASON
2ND PATRIOTS SEASON

Coaching: Ron Lynn, a 33-year coaching veteran, including 13 NFL seasons, joined the Patriots on Feb. 12, 1997 when he was named defensive backs coach on Pete Carroll's staff.

In his first season with the Patriots, he initiated an aggressive, ball-hawking secondary which was responsible for 16 of the team's 19 interceptions and 21 of the 32 total take-aways. Both the interceptions and total take-aways ranked third in the AFC in 1997. The four starters ranked among the team's top seven in total tackles, combining for 368 stops, with Lawyer Milloy leading the way with 112. Milloy became the Patriots' first defensive back to eclipse the 100-tackle plateau since Fred Marion's 119 tackles in 1990.

out takes

- When Ron was coaching at Mt. Union, he recruited a young defensive back named Dom Capers on a football and baseball scholarship. Capers is now the head coach of the Carolina Panthers.
- Ron has been a defensive coordinator for 29 of his 33 seasons in the profession.

In just one year, the Patriots' pass defense improved from 28th in 1996 to 21st as the per game average fell from 237.7 ypg. to 216.8 ypg. in 1997 — 8th in the AFC. Part of that success can be attributed to the elimination of the long ball. Last year, the Patriots allowed just two completions of 45 yards or more with a long of 51. In 1996, the secondary surrendered nine completions of 45 yards or more, including two touchdown passes of over 60 yards.

Lynn joined the Patriots' staff after three seasons as the defensive coordinator of the Washington Redskins (1994-96). When he joined the Redskins, he took over a defense which had finished 26th in the league in 1993 and improved to 18th by 1995. In a year in which scoring was up league-wide, the Redskins allowed 53 fewer points than in 1994, the third-best improvement in the league.

He began his NFL coaching career in 1986 when he was named the defensive coordinator of the San Diego Chargers. He spent six seasons in San Diego (1986-91), where he inherited the league's 28th ranked defense in 1985 and molded them into one of the top five defensive units in the league by 1990. During his first season with the Chargers, the team set a club record with 62 quarterback sacks and recovered an NFL-high 22 fumbles.

In 1992, he took over the worst ranked defense in the league as defensive coordinator for the Cincinnati Bengals. In his first season with the Bengals, his defense totaled 46 sacks, doubling their total from the previous season. In just two seasons (1992-93), the defense evolved from the 28th ranked unit in the league to 16th overall. Much of the credit for the improvement was a result of the pass defense, which ranked last in 1991 and improved to second in the league in 1993. In 1994, Lynn accepted another challenge when he was named the defensive coordinator of the Washington Redskins, a unit which was ranked 26th in the league when he took over.

Lynn, a 32-year coaching veteran, gained 17 years of coaching experience at the collegiate level before making the transition to the professional level. His coaching career began in 1966 at the University of Toledo. He spent the next seven seasons (1967-73) as the defensive coordinator and defensive backs coach at his alma mater, Mt. Union. In 1974, he joined the staff at Kent State (1974-76) as their defensive coordinator and defensive backs coach. He coached the offensive backs in his first year at San Jose State in 1977 and switched back to defense as their assistant head coach and defensive coordinator in 1978. He spent one season at the University of Pacific (1979) before accepting the defensive coordinator and defensive back responsibilities at California from 1980-82. He joined the professional ranks in 1983 as the defensive coordinator of the USFL's Oakland Invaders. That year, his defense led the league in sacks. He coached three seasons in the USFL before joining the San Diego Chargers in 1986.

Playing: Lynn was a three-year letterman at Mt. Union in Ohio (1963-65). He played quarterback and defensive back during his collegiate career. Following his college playing career, Lynn entered the coaching profession.

Personal: Ron William Lynn was born in Youngstown, Ohio. He attended Struthers (Ohio) High and lettered in football and baseball. He played quarterback and defensive back at Mt. Union College in Alliance, Ohio, where he received his bachelor of science degree in chemistry. While coaching at Toledo, Lynn earned his master's degree in education. Ron and his wife, Cynthia, are the parents of three sons, Ryon (7/22/88), John (1/23/90) and Alec (12/23/91).

Coaching Capsule: Graduate assistant — Toledo (1966); defensive coordinator/defensive backs — Mt. Union (1967-73), Kent State (1974-76); offensive backs — San Jose State (1977); asst. head coach/defensive coordinator — San Jose State (1978); defensive coordinator/defensive backs — Pacific (1979); defensive coordinator/defensive backs — California (1980-82); defensive coordinator/defensive backs — Oakland Invaders USFL (1983-85); defensive coordinator — San Diego Chargers NFL (1986-91); defensive coordinator — Cincinnati Bengals NFL (1992-93); defensive coordinator — Washington Redskins NFL (1994-96); defensive backs — New England Patriots NFL (1997-98).

JOHNNY PARKER

STRENGTH & CONDITIONING
30TH COACHING SEASON
15TH NFL SEASON
6TH PATRIOTS SEASON

out takes

- ★ Following the 1994 season, Parker received the President's Award, presented annually to the top strength and conditioning coach in the NFL.
- ★ Johnny visited the Soviet Union in 1983 and again in 1986 to study the methods of the Russian Olympic trainers and has incorporated a number of their techniques into his strength and conditioning practices.

Coaching: Johnny Parker, a veteran of 15 NFL seasons and three Super Bowls, was named the Patriots' strength and conditioning coach on Jan. 25, 1993.

When he joined the Patriots in 1993, his first assignment as strength and conditioning coach was to develop a year-round conditioning routine for the players to utilize during the offseason to help prevent injuries in the fall. Much to the credit of his program and the work ethic of his players, the Patriots survived the 1993 season nearly injury-free, an amazing recovery from the injury-plagued 1992 season. His ability to motivate players to participate in a year-round training program has been the key to Parker's success over the years.

Following the 1994 season, the Professional Football Strength and Conditioning Coaches Society named Parker the recipient of their President's Award, presented annually to the top strength and conditioning coach in the NFL. Parker downplayed the award, stating, "In a team sport, there are no individual honors. Any honor is a reflection on the efforts of the entire team."

Parker's first professional assignment came in 1984, when he joined Bill Parcells' staff with the New York Giants. His strength and conditioning methods made an immediate impact on the team. Prior to Parker's arrival, the Giants were decimated by injuries. Twenty-five players spent time on the injured reserve list in 1983, as the team struggled through a 3-12-1 season. That number was reduced to seven in 1984 — Parker's first season with the Giants.

He began his coaching career as linebackers coach for Indianola Academy in 1969. He coached for five seasons (1969-73) before making the transition from the locker room to the weight room. In 1974, he was hired as the strength and conditioning coach at South Carolina. He spent three seasons (1974-76) with the Gamecocks before moving on to the University of Indiana in 1977. After three seasons (1977-79) of implementing his conditioning program at Indiana, he accepted the strength and conditioning responsibilities at Louisiana State in 1980. The following year, he began a three-year tenure (1981-83) at Ole Miss. His first professional assignment came in 1984 with the New York Giants.

Personal: Johnny Parker was born Feb. 1, 1947, in Greenville, S.C., and raised in Shaw, Miss. He graduated from Shaw High, then matriculated to Ole Miss, where he earned his bachelor's degree in 1968. Parker continued his education at Delta State University, where he earned his master's degree. He visited the Soviet Union in 1983 and again in 1986 to study the methods of the Russian Olympic trainers and has incorporated a number of their techniques into his strength and conditioning practices. Johnny married the former Jane Cline of Covington, Ind. in 1979.

Coaching Capsule: Linebackers coach — Indianola Academy (1969-73); strength and conditioning coach — South Carolina (1974-76); strength and conditioning coach — Indiana (1977-79); strength and conditioning coach — Louisiana State (1980); strength and conditioning coach — Mississippi (1981-83); strength and conditioning coach — New York Giants NFL (1984-92); strength and conditioning coach — New England Patriots NFL (1993- present).

out takes

- Bo was a college teammate with fellow coach Jeff Davidson and Patriots punter Tom Tupa at Ohio State.
- In addition to earning all-state honors as a safety and quarterback in high school, Bo was also a standout basketball player who was recruited by a number of schools before signing his letter of intent with Ohio State.

BO PELINI

LINEBACKERS
8TH COACHING SEASON
5TH NFL SEASON
2ND PATRIOTS SEASON

Coaching: Bo Pelini, an eight-year coaching veteran, joined Pete Carroll in New England when he was named the Patriots' linebackers coach on Feb. 12, 1997.

In his first season with the Patriots, he guided a young linebacking corps which provided three of the team's top five tacklers. Middle linebacker Ted Johnson led the team with a career-high 127 tackles. Todd Collins contributed a career-high 99 stops (2nd on the team) and Chris Slade's 88 total tackles, including a team-leading nine sacks, was enough to earn his first Pro Bowl honors. Slade became the first Patriot linebacker voted to the Pro Bowl since Johnny Rembert earned the honor in 1989.

Combined, the starting unit contributed 314 total tackles, including 14.5 sacks. The 14.5 sacks accounted for nearly one-third of the season's total of 45, which was a 12-sack improvement over the 1996 season (33 total sacks).

Pelini joined the Patriots after three seasons with San Francisco. He was hired by the 49ers in the spring of 1994 as a scouting assistant. Later that year, he accepted a position on George Siefert's staff as a defensive assistant. He assisted in the preparation of game plans, the evaluation of weekly opponents and the planning of practices. On the field, he assisted with coaching the linebackers. In 1995, he was assigned to the secondary, where he spent two years under the direction of defensive coordinator Pete Carroll.

His coaching career began as a graduate assistant on Hayden Fry's staff at Iowa. He spent two years with the Hawkeyes (1991-92) assisting with the receivers. In 1993, Pelini coached quarterbacks and the secondary at his high school alma mater, Cardinal Mooney High in Youngstown, Ohio, while earning a master's degree in sports administration from Ohio University.

Playing: Pelini played collegiately at Ohio State (1987-90), where he was a three-year starter in the secondary. He was voted team co-captain his senior season and was a three-time Academic All-Big Ten selection. He was voted by his teammates as the recipient of the Bo Rein Award, given annually to the team's most inspirational senior.

Personal: Mark "Bo" Pelini was born Nov. 13, 1967 in Youngstown, Ohio. He was a standout at Cardinal Mooney High in Youngstown, Ohio, where he played both quarterback and safety. He received all-state recognition as a senior after totaling 1,300 offensive yards. He was also a prep standout in basketball and was recruited by a number of colleges before declaring his intent to play football at Ohio State. Bo and his wife Mary Patricia, now reside in Attleboro, Mass.

Coaching Capsule: Graduate assistant — Iowa (1991-92); assistant coach — Cardinal Mooney High (1993); defensive assistant — San Francisco 49ers NFL (1994-96); linebackers coach — New England Patriots NFL (1997-98).

out takes

- Jack was a quarterback who, like his star pupil Drew Bledsoe, was recruited to Washington State University out of high school. Jack transferred back to California and earned Little All-American honors at Long Beach State in 1966.
- Jack was born in Boston, Mass., but moved to Southern California at the age of 11.
- Jack began his coaching career in the nation's most popular zip code — 90210 — at Beverly Hills High School.

JACK REILLY

QUARTERBACKS
31ST COACHING SEASON
9TH NFL SEASON
1ST PATRIOTS SEASON

Coaching: Jack Reilly, a 31-year coaching veteran with nine years of NFL experience, joined the Patriots on March 18, 1998 when he was named the quarterbacks coach on Pete Carroll's staff.

In his first season with the Patriots, Reilly inherits a position led by three-time Pro Bowl quarterback Drew Bledsoe. In the past five years, Bledsoe has attempted more passes (2,901) than any other quarterback has over a five-year span in NFL history. Reilly's challenge will be to oversee Bledsoe's progress as he continues to develop into one of the league's elite quarterbacks. Reilly is a reputed passing fundamentalist, who is sure to work on the delivery and passing motion of his quarterbacks throughout the season.

Prior to joining the Patriots, Reilly spent one season as the quarterbacks coach of the Dallas Cowboys. He became the first assistant coach to work exclusively with the quarterbacks — in a non-coordinator's role — since the 1989 season. In his only season with Troy Aikman, he saw his quarterback pass for more touchdowns (19) than he had in the previous five seasons, the second highest total of Aikman's career, while his interception ratio dropped from 2.8 percent in 1996 to 2.3 percent in 1997.

He began his NFL coaching career in 1990 as an offensive assistant with the San Diego Chargers. In his third season with the Chargers, he was promoted to pass-offense coordinator. That year, the Chargers won 11 of their final 12 games of the season to claim the AFC West division title. He remained in San Diego through the 1993 season. In 1994, he moved up the coast to Los Angeles, where he joined Art Shell's staff as the Raiders' running backs coach. After just one season with the Raiders, the cross-town Los Angeles Rams made their move to St. Louis and Reilly moved with them, joining Rich Brooks' staff as the offensive coordinator in 1995.

While in St. Louis, he helped wide receiver Isaac Bruce develop into a Pro Bowl performer. In 1995, Bruce was second in the NFL with 1,781 yards receiving, the second-highest single-season receiving total in NFL history. Reilly began his coaching career in 1968 at Beverly Hills (Calif.) High School. After 12 seasons, including the last five as head coach, Reilly pursued a collegiate coaching career, which began in 1980 at El Camino (Calif.) Junior College. He was named head coach in 1982 and in the next three years he posted a 19-10 overall record. His coaching abilities attracted the University of Utah, which hired him as the school's offensive coordinator and quarterbacks coach in 1985. During his five-year stead (1985-89), Reilly guided the development of current Detroit Lions quarterback Scott Mitchell and directed one of the nation's most potent offenses. In 1987, Utah posted the third highest passing totals in the NCAA. The following year, the offense led the nation with an average of 396 yards passing and 547 total yards per game. In 1989, the offense slipped to second in the nation in passing. His collegiate success caught the attention of the San Diego Chargers, who hired Reilly for the 1990 season as an offensive assistant.

Playing: Reilly played quarterback collegiately at Washington State (1963), Santa Monica College (1964) and Long Beach State (1965-66). He was a junior college All-American at Santa Monica in 1964 and was recruited to Long Beach State, where he earned Little All-America honors as a senior.

Personal: Jack Reilly was born in Boston, Mass. and raised in Southern California. A standout prep career as a quarterback at Culver City (Calif.) High led to an opportunity to perform on the collegiate level. He played one season at both Washington State (1963) and Santa Monica College (1964) before landing at Long Beach State, where he lettered twice and earned Little All-American honors. Jack and his wife, Wendy, have a son, Chris, and two daughters, Corrie and Katie.

Coaching Capsule: Head coach — Beverly Hills (Calif.) High (1968-1979); assistant coach — El Camino (Calif.) J.C. (1980); head coach — El Camino (Calif.) J.C. (1981-84); offensive coordinator/quarterbacks — Utah (1985-89); offensive assistant — San Diego Chargers NFL (1990-91); pass offense coordinator — San Diego Chargers NFL (1992-93); running backs — Los Angeles Raiders NFL (1994); offensive coordinator — St. Louis Rams NFL (1995-96); quarterbacks — Dallas Cowboys NFL (1997); quarterbacks — New England Patriots NFL (1998).



out takes

- ★ This is Dante's 16th season with the Patriots - the longest tenure of any coach in franchise history.
- ★ On Nov. 4, 1992, Patriots head coach Dick MacPherson fell ill and appointed Scarnecchia to serve as the team's spokesman in his absence. Scarnecchia fulfilled the obligation for seven of the Patriots' final eight games and held the responsibilities of the head coach for both of the Patriots' victories that season.

DANTE SCARNECCHIA

SPECIAL TEAMS
29TH COACHING SEASON
18TH NFL SEASON
16TH PATRIOTS SEASON

Coaching: Dante Scarnecchia is a veteran of 18 NFL seasons, including 16 with the Patriots, and two Super Bowl teams. He remained with the Patriots when he joined Pete Carroll's staff as the special teams coach on Feb. 4, 1997. He originally joined the Patriots in 1982. Since then, he has spent all but two seasons (1989-90) on the Patriots' sidelines. His 16 seasons as a Patriot assistant is the longest tenure by any Patriots coach in franchise history.

In 1997, his special teams units produced the league's second-best punter (Tom Tupa), fifth-best kick returner (David Meggett) and the AFC's special teams Pro Bowl representative — Larry Whigham. Tupa set a franchise record and led the AFC with a 45.8-yard average per punt. It was the first time in franchise history that a Patriots punter led the conference in punting. Meggett averaged 24.7 yards per return, tied for fifth in the league and third in the AFC, and Whigham, who consistently drew double coverage, was recognized as the AFC's best in special teams coverage.

Scarnecchia originally joined the Patriots and made his NFL coaching debut in 1982 as a member of Ron Meyer's staff. He coached the tight ends and special teams for the Patriots for seven seasons (1982-88) before moving on to Indianapolis with Ron Meyer in 1989. He rejoined the Patriots in 1991 after spending two seasons (1989-90) as the Colts' offensive line coach. From 1991 to 1992, he coached the tight ends and special teams on Dick MacPherson's staff. On Nov. 4, 1992, MacPherson fell ill and appointed Scarnecchia to serve as the team's spokesman in his absence. Scarnecchia fulfilled the obliga-

tion for seven of the Patriots' final eight games and held the responsibilities of the head coach for both of the Patriots' victories that season.

In 1993, he was the only Patriots' assistant retained from the previous staff. He was assigned special assistant from 1993-94, which was re-defined as defensive assistant from 1995-96. During that time, he assisted defensive coordinator Al Groh with the development of the team's linebacking corps.

His coaching career began in 1970 as the offensive line coach at California Western University. He moved to Iowa State in 1973, where he served as the assistant offensive line and defensive backfield coach. He spent the 1975 and 1976 campaigns at Southern Methodist University, before becoming the University of Pacific's offensive line coach and recruiting coordinator from 1977 through 1978. In 1979, Scarnecchia coached at Northern Arizona and then accepted an opportunity to return to Ron Meyer's staff at SMU as the offensive line coach in 1980. In 1982, Meyer was hired as the head coach of the New England Patriots and Scarnecchia was among a number of the SMU assistants who joined Meyer's staff in New England.

Playing: Scarnecchia played offensive guard and center at California Western University from 1968-70. He began his collegiate career at Taft Junior College in 1966 before transferring to California Western.

Personal: Dante Scarnecchia was born Feb. 15, 1948, in Los Angeles, Calif. He holds a master's degree in physical education from U.S. International. Dante and his wife, Susan, have a son, Steve (3/10/78) and a daughter, Lisa (10/28/81).

Coaching Capsule: Offensive line coach — California Western (1970-72); offensive line coach — Iowa State (1973); defensive backfield coach — Iowa State (1974); offensive line coach — Southern Methodist (1975-76); offensive line coach and recruiting coordinator — Pacific (1977-78); offensive line coach — Northern Arizona (1979); offensive line coach — Southern Methodist (1980-81); tight ends and special teams — New England Patriots NFL (1982-88); offensive line coach — Indianapolis Colts NFL (1989-90); tight ends and special teams — New England Patriots NFL (1991-92); special assistant — New England Patriots NFL (1993-1994); defensive assistant/linebackers — New England Patriots NFL (1995-96), special teams — New England Patriots NFL (1997-98).



out takes

★ Steve began his coaching career with the Patriots in 1982 as their linebackers coach. His prize pupil that year was Andre Tippett.

STEVE SIDWELL

DEFENSIVE COORDINATOR
33RD COACHING SEASON
17TH NFL SEASON
5TH PATRIOTS SEASON

Coaching: Steve Sidwell, a 33-year coaching veteran with 17 years of NFL experience, began his NFL coaching career with the Patriots as their linebackers coach in 1982. On Feb. 4, 1997, he returned to the Patriots as the defensive coordinator on Pete Carroll's staff.

In 1997, Sidwell implemented a defensive scheme which developed into one of the most aggressive, attacking defenses in the league by season's end and propelled the team into the second round of the playoffs. As a unit, the defense forced 32 turnovers, which ranked sixth in the league (3rd in the AFC) and contributed to a +10 turnover differential — which ranked third in the league and was the highest differential by a Patriots team in 10 years. Many of those turnovers were forced by the relentless pressure applied by the Patriots' defense, which totaled 45 sacks for 303 yards — a 12-sack improvement over 1996 and the

out takes

- In 1984, Tippett set a franchise record with 18.5 of the team's 55 sacks.
- Steve's son, Brad, coaches locally at Franklin High School. His other son, Scott, works in the marketing department for the New Orleans Saints.

most by a Patriots team since the 1986 team compiled 48 sacks.

More importantly, the defense allowed 24 fewer points in 1997 than in 1996, allowing just 18.1 points per game — the seventh best single-season performance in franchise history. Much of the season-ending success was credited to the Patriots' defensive efforts, which limited two playoff opponents to a combined 10 points.

Sidwell began his professional coaching career as the Patriots' linebackers coach in 1982. That year, the Patriots drafted Andre Tippett, whom Sidwell tutored for the first three years of his career. By 1983, Tippett led the team in sacks with 8.5. The following year, the Patriots totaled 55 sacks, the fourth highest total in team history. Tippett led the team again that year, setting a franchise record with 18.5 sacks.

In 1985, Sidwell joined Indianapolis as the defensive line coach. He spent just one season with the Colts before moving on to New Orleans, where he joined Jim Mora's staff as the defensive coordinator of the Saints. It was in New Orleans that he established himself as one of the best defensive coaches in the game. Under his tutelage, the Saints defense became one of the most respected in the league. They were consistently ranked among the top 10 defensive units in the league and twice boasted the top defense in points allowed (1991-92). In 1989, they reported the league's best rush defense and from 1992-93, the Saints maintained the league's best pass defense. During his tenure, the Saints sent 18 defenders to the Pro Bowl, including four in 1992. After nine seasons in New Orleans (1986-94), he accepted the defensive coordinator position with the Houston Oilers. In two seasons with the Oilers (1995-96), their defense ranked no lower than sixth in the league. In 1995, the Oilers defense improved to fifth from ninth in the league in 1994. They were also an opportunistic defense, ranking third in the league with 38 takeaways (21 interceptions, 17 fumble recoveries). In 1996, the Oilers' rush defense ranked second in the NFL, allowing only 86.6 yards per game. The total was the third lowest in team history. In fact, the Oilers allowed just one 100-yard rushing performance all season, tying the Dallas Cowboys and Pittsburgh Steelers in that category. The Oilers defense also surrendered just five rushing touchdowns, marking the lowest single-season total in team history.

Sidwell's coaching career began in 1966 when he returned to his alma mater at Colorado to coach the team's linebackers. He spent eight seasons in Boulder (1966-73), before accepting the defensive coordinator position at the University of Nevada-Las Vegas in 1974. He spent two seasons in Vegas before moving on to Southern Methodist University in 1976. He led the Mustang's defense for six seasons under Ron Meyer at SMU and was one of the assistants that Meyer brought with him to New England in 1982.

Playing: Steve Sidwell attended the University of Colorado from 1962-65. He was a two-way starter who played center on offense and excelled as a linebacker on defense — a position which earned him all-conference honors as a senior. After his senior year, he was invited to play in both the Hula Bowl and the Blue-Gray Game. He also excelled in the classroom, earning academic All-American honors during his playing career.

Personal: Steve Sidwell was born Aug. 30, 1944 in Winfield, Kansas. Steve and his wife Katy have two sons; Brad, who coaches at Franklin (Mass.) High and Scott, who is in the marketing department with the New Orleans Saints.

Coaching Capsule: Linebackers — Colorado (1966-73); defensive coordinator — Nevada-Las Vegas (1974-75); defensive coordinator — Southern Methodist (1976-81); linebackers coach — New England Patriots NFL (1982-84); defensive line coach — Indianapolis Colts NFL (1985); defensive coordinator — New Orleans Saints NFL (1986-94); defensive coordinator — Houston Oilers NFL (1995-96); defensive coordinator — New England Patriots NFL (1997-98).

out takes

- In 1991, Carl and Patriots offensive line coach Paul Boudreau ran the Boston Marathon together.
- Carl was the offensive coordinator at North Carolina State in 1982, the same year Pete Carroll served as defensive coordinator.

CARL SMITH

TIGHT ENDS
28TH COACHING SEASON
13TH NFL SEASON
2ND PATRIOTS SEASON

Coaching: Carl Smith, a coaching veteran of 28 seasons, including 13 in the NFL, joined Pete Carroll's staff in New England on Feb. 12, 1997. This year, he will instruct the team's tight ends — a position which features four-time Pro Bowler Ben Coates.

Last year, Smith directed the team's quarterbacks and received a Pro Bowl performance from Drew Bledsoe, who posted career-highs in the following categories; touchdowns (28), touchdown percentage (5.4%), completion percentage (60.2%), average gain per attempt (7.1-yard avg.) and quarterback rating (87.7). He started every game for the Patriots and finished among the league leaders in attempts (3rd), completions (2nd), yards (4th) and touchdowns (3rd). Bledsoe's 15 interceptions tied a career-low and gave him the fourth-best touchdown to interception differential in the league.

Smith, joined the Patriots after an 11-year tenure as the offensive coordinator and quarterbacks coach for the New Orleans Saints. While in New Orleans, his offenses were annually ranked among the league leaders. In 1987, the Saints ranked second in the league in scoring, averaging 26.4 points per game. That year, they also led the league in time of possession, a feat they duplicated in 1989 and 1991. In 1988, the Saints led the league in third down conversions. From 1987 to 1993, Paul Boudreau served as the offensive line coach on Smith's staff. During that time, the Saints maintained one of the premier front lines in the game. From 1990-91, the Saints ranked second in the league in sacks allowed. In 1992, they boasted a league-best by allowing just 15 sacks in 16 games. During the 1994 and 1995 seasons, the Saints finished among the top 10 in the NFL in passing offense. From 1990-96, the Saints allowed just 168 sacks (24.0 average), fewest in the NFL during that span.

Smith began his coaching career as a graduate assistant at his alma mater, Cal Poly-San Luis Obispo, in 1971. He moved to the University of Colorado as a graduate assistant in 1972. The following year he was named the linebackers coach of the staff. In 1974, Smith joined the University of Southwestern Louisiana as the defensive line coach. He enjoyed a five-year stay at SW Louisiana (1974-78), which included two seasons coaching the defensive backs (1975-76) and two seasons as offensive coordinator (1977-78). In 1979, he joined Larry Kennan's staff at Lamar University as the offensive coordinator. In his final year at Lamar (1981), he served as offensive coordinator and also coached the team's offensive line. His final season at the collegiate level was in 1982,

when he served as the offensive coordinator at North Carolina State.

He joined the professional ranks in 1983 when he was named the special teams coach of the Philadelphia/Baltimore Stars of the USFL. From 1984-85, Smith was the Stars' quarterbacks and receivers coach, before joining Mora in New Orleans in 1986.

Playing: Carl lettered in football as a defensive back at Cal Poly-San Luis Obispo from 1969-70 after transferring from Bakersfield College where he played quarterback from 1966-67.

Personal: Carl Smith was born April 26, 1948 in Wasco, Calif. He attended Wasco Union High School in Wasco, Calif, where he lettered in football, basketball and baseball. Carl and his wife, Dianne, have three sons: Tracy, Tyler and Nicholas.

Coaching Capsule: Graduate assistant — California Polytechnical-San Luis Obispo (1971); graduate assistant — Colorado (1972); linebackers coach — Colorado (1973); defensive line coach — Southwestern Louisiana (1974); defensive backs — Southwestern Louisiana (1975-76); offensive coordinator — Southwestern Louisiana (1977-78); offensive coordinator — Lamar University (1979-81); offensive coordinator — North Carolina State (1982); special teams coach — Philadelphia Stars USFL (1983); quarterbacks/receivers — Philadelphia Stars USFL (1984-85); offensive coordinator/quarterback — New Orleans Saints NFL (1986-96); assistant head coach/quarterbacks — New England Patriots NFL (1997); tight ends — New England Patriots NFL (1998).

out takes

- DeWayne accepted a summer internship with the 49ers in 1996, where he assisted defensive coordinator Pete Carroll. In 1997, Carroll extended another internship opportunity to DeWayne with the Patriots during training camp.
- DeWayne played collegiately at the University of Minnesota and played professionally for three seasons before beginning his coaching career.

DEWAYNE WALKER

DEF. ASST. – SECONDARY
11TH COACHING SEASON
1ST NFL SEASON
1ST PATRIOTS SEASON

Coaching: DeWayne Walker joined the Patriots as a defensive assistant on Pete Carroll's staff on March 18, 1998. He will assist Ron Lynn with the defensive backs, a position he has instructed since entering the coaching ranks in 1988.

Walker made his first impressions on Carroll when he accepted a summer coaching internship with the 49ers in 1996 prior to his first season at the University of California. In 1997, Carroll extended a second summer internship opportunity to Walker, who accepted the offer in New England.

Walker began his coaching career at Mt. San Antonio Junior College in Walnut, Calif. in 1988. He spent his first four seasons (1988-91) as the secondary coach before assuming the defensive coordinator duties in 1992. His success at the junior college level attracted the interest of Utah State, who hired Walker as their defensive backs coach in 1993. That year, he helped develop a pair of all-conference corners — Damon Smith and Donard Toomer. The following year, he joined LaVell Edwards' staff at Brigham Young as the secondary and punt return coach. That fall, he helped develop another all-conference corner in Pat Mitchell. In 1995, he was lured away to join Bob Simmons' staff at Oklahoma State. That year, the Cowboys defeated arch-rival

Oklahoma 12-0, their first shutout victory over the Sooners in 50 years. In 1996, the University of California came calling, offering Walker their secondary responsibilities. He spent two years at Cal, including the 1997 season in which he concentrated soley on the cornerback position before joining the Patriots in 1998.

Playing: Walker attended Pasadena City College and earned all-conference honors as defensive back in 1979. He then accepted a scholarship from Minnesota, where he was a two-year starter in 1980-81. He played professionally for three seasons, beginning his career with the Edmonton Eskimos in 1982. He had brief stints in the USFL with the Oakland Invaders in 1984 and the Arizona Outlaws in 1985.

Personal: DeWayne Walker was born Dec. 3, 1960 in Los Angeles, Calif. He attended Muir High in Pasadena, Calif. and lettered in football. He attended the University of Minnesota from 1980-83 and later earned his degree at Regents College in Albany, N.Y. He and his wife, Zan, have three children: Kesha, Kevan and Kendra.

Coaching Capsule: Secondary — Mt. San Antonio J.C. (1988-91); defensive coordinator — Mt. San Antonio J.C. (1992); defensive backs — Utah State (1993); secondary and punt return — Brigham Young (1994); secondary — Oklahoma State (1995); secondary — California (1996); cornerbacks — California (1997) — defensive assistant — New England Patriots NFL (1998).



out takes

- Steve originally coached in New England in 1982, along with Steve Sidwell and Dante Scarnecchia.
- While at Arkansas, Steve played for the national title in 1969, but was defeated by Texas, 15-14, in the Cotton Bowl.

STEVE WALTERS

WIDE RECEIVERS
28TH COACHING SEASON
16TH NFL SEASON
5TH PATRIOTS SEASON

Coaching: Steve Walters, a 28-year coaching veteran, including 16 NFL seasons, was named wide receivers coach of the Patriots on Feb. 20, 1997. Walters returns to New England where he began his professional coaching career as a member of Ron Meyer's staff in 1982.

In 1997, the Patriots averaged 221.9 yards passing per game, seventh in the NFL. Shawn Jefferson led the receiving corps with 841 yards on 54 receptions — establishing new single-season career-highs for the seventh consecutive season. Troy Brown stepped in for an injury-riddled Terry Glenn, who missed nearly half the season due to injuries, and provided 607 yards and six touchdowns on 41 receptions. This year, the Patriots have added second-round draft choice Tony Simmons and veteran free agent Brian Stablein to their receiving corps. With the return of Glenn, the 1998 Patriots receiving corps promises to be as deep and as talented as any in franchise history.

Walters returned to New England in 1997 after an 11-year coaching tenure in New Orleans. While with the Saints, his wide receivers set the top four single-season reception marks in franchise history.

He began his coaching career as a graduate assistant at Virginia Tech in 1971. After two seasons, he accepted his first full-time position coaching receivers at Tampa University in 1973. He coached defensive backs for two seasons (1974-75) at Northeast Louisiana before moving on to Morehead State as the quarterbacks and receivers coach. From 1977-78, he was the offensive coordinator as well as the recruiting coordinator at Tulsa. In 1979, he joined the Memphis State staff as quarterbacks coach. He then joined Ron Meyer's staff at Southern Methodist in 1980, where he spent two seasons (1980-81) as the secondary coach. In 1982, Meyer left

SMU to become the head coach of the New England Patriots. In doing so, Meyer brought the majority of his SMU staff, including Walters, whom he named as his defensive backs coach.

While in New England (1982-84), Walters assisted in the development of some of the greatest Patriot defensive backs in franchise history, including Michael Haynes, Raymond Clayborn, Roland James, Fred Marion, Ron Lippett and Rick Sanford. In 1985, Walters returned to the collegiate ranks when he was named the defensive backs coach on Gene Stallings' staff at Alabama. He returned to the NFL in 1986 when he accepted a position as receivers coach on Jim Mora's staff with the Saints.

Playing: Walters was a two-year letterman (1969-70) as a defensive back at Arkansas. In 1969, the Razorbacks competed for the national title in the Cotton Bowl, but lost a 15-14 decision to Texas.

Personal: Steve Walters was born June 16, 1948 in Jonesboro, Ark. He attended Springdale (Ark.) High School, where he lettered in football, basketball and track. He earned his bachelor's degree while attending Arkansas and added a master's degree in physical education from Morehead State in 1976. Steve and his wife, Susan, have two children: Kirk and Kasey.

Coaching Capsule: Graduate assistant — Virginia Tech (1971-72); receivers coach — Tampa (1973); defensive backs coach — Northeast Louisiana (1974-75); quarterbacks/receivers coach — Morehead State (1976); offensive coordinator/recruiting coordinator — Tulsa (1977-78); quarterbacks coach — Memphis State (1979); defensive backs coach — Southern Methodist (1980-81); defensive backs coach — New England Patriots NFL (1982-84); defensive backs coach — Alabama (1985); wide receivers coach — New Orleans Saints NFL (1986-96); wide receivers coach — New England Patriots NFL (1997-98).

out takes

- Kirby joined the Patriots after two seasons at Iowa State, where he assisted in the development of All-American running back Troy Davis.
- In just two seasons at Los Angeles Southwest C.C. (1989-90), Kirby helped recruit and coach the NFL products Larry Brown, Bernard Daffney, Mark Fields and Chris Mims.

KIRBY WILSON

RUNNING BACKS
11TH COACHING SEASON
2ND NFL SEASON
2ND PATRIOTS SEASON

Coaching: Kirby Wilson, an 11-year coaching veteran, was named to Pete Carroll's staff as the Patriots' running backs coach on Feb. 20, 1997.

In his first season with the Patriots, running back Curtis Martin established a career-high 4.2-yard average per carry despite playing most of the season with an injury. He finished the year with 1,160 yards on 274 carries in just 13 games. Martin missed the final three regular season games and both playoff games and was replaced by a committee of backs, including Derrick Cullors, Sedrick Shaw, David Meggett and Marrio Grier.

Wilson joined the Patriots staff after two seasons as the running backs coach at Iowa State (1995-96). During that time, Wilson helped develop All-American running back Troy Davis, who broke nearly every Cyclone rushing record during his collegiate career. In Wilson's first season at Iowa State, Davis led the nation in rushing with 2,010 yards and 15 touchdowns on 345 carries (5.8 avg.). In 1996, Davis led the nation again with 2,185 yards rushing to become the first player in NCAA history to rush for over 2,000 yards twice in a career. Davis earned consensus All-American accolades and was a Heisman Trophy finalist each season.

Wilson's coaching career began in 1985 as the receivers coach at Pasadena (Calif.) Community College. His star pupil that season was Antho-

ny Miller. He returned to school and earned his bachelor's degree from Eastern Illinois before pursuing a career in coaching. In 1989, he was hired as the running backs and wide receivers coach at Los Angeles Southwest Community College. While he was there, he helped recruit the likes of Larry Brown (formerly with the Raiders), Bernard Daffney (formerly with Baltimore), Mark Fields (Saints) and Chris Mims (Washington). After two seasons, he moved on to Southern Illinois, where he coached the linebackers in 1991 and then moved to defensive coordinator and secondary coach in 1992, during which time three of his Saluki players earned all-conference honors. In 1993, he joined the staff at Wyoming as the defensive backs coach. That year, his secondary was second in the Western Athletic Conference in pass defense, resulting in an 8-4 record and a Copper Bowl bid. He spent two seasons in Wyoming (1993-94) before being named the running backs coach at Iowa State.

Playing: Wilson played two seasons at Pasadena (Calif.) Community College, where he earned all-league honors, before attending the University of Illinois. While at Illinois, Wilson played wide receiver and was the team's return specialist. He was named team captain as a senior in 1982 and led the Fighting Illini to a second-place finish in the Big Ten and appeared in the Liberty Bowl. He ranks sixth in school history with 824 yards in career kickoff returns. He played professionally for two seasons in the Canadian Football League with the Winnipeg Blue Bombers (1983) and the Toronto Argonauts (1984) before beginning his coaching career in 1985.

Personal: Kirby Wilson was born Aug. 24, 1961 in Los Angeles, Calif. He attended Dorsey High in Los Angeles, where he was a prep standout in football and also lettered in basketball and track. Kirby has two children, Kris and Michael. He and his wife, Danielle, celebrated Michael's birth on Oct. 10, 1997.

Coaching Capsule: Wide receivers coach — Pasadena (Calif.) C.C. (1985); running backs/wide receivers/asst. offensive coordinator — Los Angeles (Calif.) Southwest C.C. (1989-90); linebackers coach — Southern Illinois (1991); defensive coordinator/secondary coach — Southern Illinois (1992); secondary coach — Wyoming (1993-94); running backs coach — Iowa State (1995-96); running backs coach — New England Patriots NFL (1997-98).

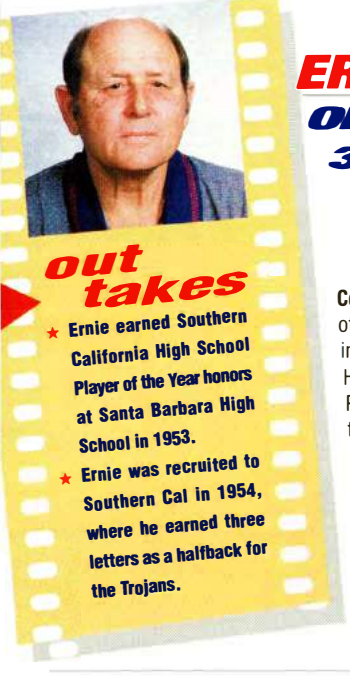

out takes

- ★ Ernie earned Southern California High School Player of the Year honors at Santa Barbara High School in 1953.
- ★ Ernie was recruited to Southern Cal in 1954, where he earned three letters as a halfback for the Trojans.

ERNIE ZAMPESE

OFFENSIVE COORDINATOR
35TH COACHING SEASON
21ST NFL SEASON
1ST PATRIOTS SEASON

Coaching: Ernie Zampese, a 35-year coaching veteran, was named the Patriots' offensive coordinator on Jan. 29, 1998. He brings 20 years of NFL coaching experience and one Super Bowl title with him to New England.

He is one of the most respected offensive minds in the league, joining the Patriots after 15 years of experience as an NFL offensive coordinator for the San Diego Chargers, Los Angeles Rams and most recently the Dallas Cowboys.

In New England, he inherits an offense anchored by six-time Pro Bowl left tackle Bruce Armstrong, four-time Pro Bowl tight end Ben Coates and three-time Pro Bowl quarterback Drew Bledsoe. Sprinkle in the offensive threats of Terry Glenn and Shawn Jefferson at wide receiver and a stable of young backs, including Sedrick Shaw, Derrick Cullors and first-round draft choice Robert Edwards, and the Patriots have the ingre-

dients to whet the appetite of any offensive coordinator. He joins the Patriots after spending the last four years with the Cowboys (1994-97), where he inherited and developed the offensive talents of Troy Aikman, Emmitt Smith, Michael Irvin and Jay Novacek. In 1994, the Cowboys' offense finished second in the league in scoring, averaging 25.9 points per game. Aikman completed 64.5 percent of his passes that year and Smith led the league with 22 rushing touchdowns, powering the Cowboys to a 12-4 overall record and division title. The Cowboys advanced to the NFC Championship Game, but were defeated by the San Francisco 49ers.

In 1995, Zampese helped the Cowboys capture the NFL title in Super Bowl XXX with a 27-17 victory over Pittsburgh. The Dallas offense ranked second in the league in scoring (435 points; 27.2 ppg.) and was fifth overall in total offense, averaging 364.0 yards per game. Both totals represented the best offensive production by the Cowboys since 1983. In addition, they set a franchise record and led the league with 364 total first downs. The offense was powered by Smith, who earned his fourth NFL rushing title in five years with a club record 1,773 yards on 377 carries (4.7 avg.). He also set an NFL record by rushing for 25 touchdowns. Aikman finished the year as the league's third rated passer with a quarterback rating of 93.6 while passing for over 3,000 yards for the third time of his career. He was sacked just 18 times all season, setting a franchise-low. Irvin established team records with 111 receptions for 1,603 yards and tied an NFL record with seven consecutive games with over 100 yards receiving.

In 1996, the Cowboys won their fifth consecutive division title, their third under the tutelage of Zampese, despite fighting injuries and suspensions which limited Dallas' offensive arsenal. Going into that season, Zampese was without the services of two All-Pros — Irvin and Novacek — his two leading receivers from the previous season. After serving a five-game suspension, Irvin returned to catch 64 passes for 962 yards. Novacek never recovered from back problems, which resulted in the shuffling of five different starters at tight end throughout the season. Through midseason, seldom used reserve Eric Bjornson had become a regular starter and was ranked third among all NFL tight ends with 31 receptions before sustaining sprains to each ankle which limited his playing time for the remainder of the season. Smith, who was plagued by injuries to his neck, knees and ankles, still managed to rush for 1,204 yards and 12 touchdowns.

Zampese began his NFL coaching career as a defensive backs coach for the San Diego Chargers in 1976. He returned to the Chargers as their receivers coach in 1979 after two seasons as a scout for the New York Jets (1977-78). In 1983, he was promoted to offensive coordinator, a title he has held for the past 16 seasons. From 1983-87, he directed an offensive unit built around quarterback Dan Fouts, wide receiver Charlie Joiner and tight end Kellen Winslow — each of whom were later elected to the Pro Football Hall of Fame.

In 1987, he was named offensive coordinator of the Los Angeles Rams. In seven seasons with the Rams, his offenses were among the most potent in team history. From 1988-92, Jim Everett posted five consecutive 3,000-yard seasons, including a career-high 4,310 yards in 1989. From 1988-91, Henry Ellard eclipsed the 1,000-yard receiving plateau in four consecutive seasons and in five of those seven years, the Rams boasted a 1,000-yard rusher.

In 1994, Zampese joined Barry Switzer's staff in Dallas as the team's offensive coordinator. During his illustrious career, Zampese's teams have ranked among the top five in total offense seven times in the last 15 years.

Zampese began his coaching career at Allan Hancock Junior College in Santa Maria, Calif. in 1962. After four seasons (1962-65), he joined the staff as an assistant at Cal Poly-SLO in 1966. The following year, he moved down the coast to San Diego State, where he spent nine years (1967-75) instructing the Aztec's defensive backs. After 14 seasons at the collegiate level, Zampese made the transition to the NFL when he was hired by the San Diego Chargers in 1976.

Playing: Zampese was the California High School Player of the Year at Santa Barbara High in 1953. He was recruited to the University of Southern California, where he played tailback from 1954-57.

Personal: Ernie Zampese was born March 12, 1936 in Santa Barbara, Calif. He attended Santa Barbara High and excelled in football as a tailback, earning a scholarship to play for the Trojans of Southern Cal. After graduating, he matriculated to Cal Poly-San Luis Obispo where he earned his master's degree in physical education in 1962. He began his coaching career that fall. He and his wife of 38 years, Joyce, have two daughters, Kristin and Laurie, two sons, Kenneth and Jon, and eight grandchildren — Jillian, Boone, Chelsey, Jesse, Jeana, Lexi, Marina and Anthony.

All-Time Coaches Roster

NAME	POSITION	TOTAL YEARS	YEARS OF SERVICE
Atkins, David	Offensive Backs	1	1993
Beatty, Bruce	Offensive Line	4	1969-72
Belichick, Bill	Assistant Head Coach/ Secondary	1	1996
Bengtson, Phil	Head Coach (Interim)	0.5	1972
Berry, Raymond	Receivers	4	1978-81
	Head Coach	5.5	1984-89
Blackmon, Don	Staff Assistant	1	1988
	Linebackers	2	1989-90
Brittenham, Dean	Strength/Conditioning	3	1985-87
Brasher, Tommy	Linebackers	3	1982-84
Bruney, Fred	Defensive Backfield	2	1962-63
Bryant, Cleve	Offensive Backfield	3	1982-84
Boudreau, Paul	Offensive Line	1	1997-98
Bullough, Hank	Defensive Line	7	1973-79
Campbell, Marion	Defensive Line	2	1962-63
Cappelletti, Gino	Special Teams	3	1979-81
Carroll, Pete	Head Coach	2	1997-98
Carthon, Maurice	Offensive Assistant	2	1994-95
	Running Backs	1	1996
Carr, Jim	Defensive Backfield	5	1985-89
Caruthers, LeBaron	Strength/Conditioning	3	1982-84
Collier, Joe	Defensive Backfield	2	1960-61
	Defensive Coordinator	2	1991-92
Collier Joel	Asst. Running Backs/ Receivers	2	1991-92
Coury, Dick	Offensive Coordinator	2	1991-92
Crennel, Romeo	Defensive Line	4	1993-96
Crosby, Steve	Special Teams/ Tight Ends	1	1990
Davidson, Jeff	Tight Ends	1	1997
	Offensive t Line Assistan	1	1998
Dotsch, Rollie	Outside Linebackers	2	1975-76
Elias, Bill	Defensive Backfield	2	1969-70
Endicott, Steve	Receivers	2.5	1982-84
Erber, Lew	QB's/ Offensive Coordinator	3	1982-84
Erhardt, Ron	Offensive Backfield	6	1973-78
	Head Coach	3	1979-81
Evans, Dick	Defensive Line	2	1971-72
Fairbanks, Chuck	Head Coach	6	1973-78
Fears, Ivan	Wide Receivers	2	1991-92
Fletcher, Tom	Defensive Backfield	2	1971-72
Gerber, Norm	Inside Linebackers	2	1991-92
Gibson, Claude	Defensive Backfield	1	1968
Grier, Bobby	Offensive Backfield	9	1981, 85-92
Groh, Al	Defensive Coordinator/Linebackers	4	1993-96
Hamilton, Ray	Asst. Defensive Line	5	1985-89
	Defensive Line	2	1997-98
Hoaglin, Fred	Offensive Line	4	1993-96
Holovak, Mike	Offensive Backfield	1.5	1960-61
	Head Coach	7.5	1961-68
Humenuik, Rod	Asst. Head Coach/ Offensive Line	5	1985-88
	Offensive Line	3	1990-92
Jackson, Harold	Receivers	5	1985-89
Jones, Stan	Defensive Line	2	1991-92
Kennan, Larry	Offensive Coordinator	1	1997
Khayat, Eddie	Defensive Line	5	1985-89
Kinard, Billy	Defensive Backfield	2	1979-80
Lantz, Rick	Linebackers	1	1981
Lindsey, Dale	Defensive Line	1	1990
Loudd, Rommie	Linebackers	1	1966
Lynn, Ron	Defensive Backs	2	1997-98
MacPherson, Dick	Head Coach	2	1991-92
McLaughlin, Leon	Offensive Line	1	1977
Mazur, John	Offensive Backfield	1.5	1969-70
	Head Coach	2.5	1970-72
Meyer, John	Linebackers	4	1969-72
Meyer, Ron	Head Coach	2.5	1982-84
Miller, Burnie	Special Teams	1	1972
Miller, Red	Offensive Line	6	1960-61,73-76
Moore, Myrel	Outside Linebackers	2	1991-92

All-Time Coaches Roster

NAME	POSITION	TOTAL YEARS	YEARS OF SERVICE
Mora, Jim	Defensive Coordinator	1	1982
Morriss, Guy	Asst. Offensive Line	2	1988-89
Muir, Bill	Offensive Line	3	1982-84
Nelsen, Bill	Quarterbacks	2	1973-74
Nelson, Steve	Linebackers	1	1990
Palmer, Chris	Wide Receivers	4	1993-96
Parcells, Bill	Linebackers	1	1980
	Head Coach	4	1993-96
Parker, Johnny	Strength/Conditioning	6	1993-98
Parilli, Babe	Quarterbacks	1	1981
Patterson, Andre	Defensive Assistant	1	1997
Pelini, Bo	Linebackers	2	1997-98
Perkins, Ray	Receivers	4	1974-77
	Offensive Coordinator	4	1993-96
Polonchek, John	QBs/Special Asst. to Head Coach	12	1975-80, 85-90
Pope, Mike	Running Backs	1	1994
	Tight Ends	2	1995-96
Raye, Jimmy	Offensive Coordinator/ Quarterbacks	1	1990
Reilly, Jack	Quarterbacks	1	1998
Richardson, Jesse	Defensive Line	5	1965-69
Ringo, Jim	Offensive Line	4	1978-81
Roach, Dick	Defensive Backs	1	1981
Rowan, Keith	Special Teams	1	1989
Rush, Clive	Head Coach	1.5	1969-70
Rust, Rod	Defensive Coordinator	5	1983-87
	Head Coach	1	1990
Rutigliano, Sam	Off. Backs/Receivers	3	1971-73
Saban, Lou	Head Coach	1.5	1960-61
Scarnecchia, Dante	Special Teams/TE's	10	1982-88, 1990-92
	Special Assistant	2	1993-94
	Defensive Asst./LB's	2	1995-96
	Special Teams	2	1997-98
Shinnick, Don	Linebackers	5	1985-89
Shurmur, Fritz	Defensive Line	4	1978-81
Sidwell, Steve	Linebackers	3	1982-84
	Defensive Coordinator	2	1997-98
Simmons, Jerry	Strength/Conditioning	3	1988-90
Smith, Carl	Asst. Head Coach/ Quarterbacks	1	1997
	Tight Ends	1	1998
Smith, Jerry	Defensive Line	2	1960-61
Spinney, Art	Offensive Line	7	1962-68
Steckel, Les	Quarterbacks/Receivers	4	1985-88
Stoltz, Jerry	Receivers	4	1969-72
Sumner, Charlie	Linebackers/ Secondary	6	1973-78
	Defensive Coordinator/ Secondary	1	1990
Sweatman, Mike	Special Teams	4	1993-96
Taseff, Carl	Defensive Backs	1	1964
Trott, Bob	Defensive Backs	3	1993-95
Uyrus, Dave	Asst. Special Teams/ Defensive Line	2	1991-92
Valek, Jim	Special Teams	3	1973-75
Walker, DeWayne	Defensive Assistant/ Secondary	1	1998
Walker, Dick	Defensive Backs	1	1977
Walters, Steve	Defensive Backs	3	1982-84
	Wide Receivers	2	1997-98
Weaver, Larry	Defensive Backfield	4	1973-76
Weber, Chuck	Defensive Line/ Backfield	4	1964-67
Weis, Charlie	Tight Ends	2	1993-94
	Running Backs	1	1995
	Wide Receivers	1	1996
West, Charlie	Defensive Backs	2	1991-92
Wilson, Kirby	Running Backs	2	1997-98
Wood, Richard	Receivers	2	1989-90
Yewcic, Tom	Offensive Backfield/ Special Teams	3	1976-78
Zampese, Ernie	Offensive Coordinator	1	1998

Patriots All-Time Winningest Coaches

			Regular Season			Playoffs		Winning
Coach	**Seasons**	**Years**	**W**	**L**	**T**	**W**	**L**	**Pct.**
Pete Carroll	1.0	1997	10	6	0	1	1	.611
Mike Holovak	7.5	1961-68	52	46	9	1	1	.573
Raymond Berry	5.5	1984-89	48	39	0	3	2	.554
Ron Meyer	2.5	1982-84	18	15	0	0	1	.529
Chuck Fairbanks	6.0	1973-78	46	39	0	0	2	.529
Bill Parcells	4.0	1993-96	32	32	0	2	2	.500
Ron Erhardt	3.0	1979-81	21	27	0	0	0	.438
Lou Saban	1.5	1960-61	7	12	0	0	0	.368
John Mazur	2.0	1970-72	9	21	0	0	0	.300
Dick MacPherson	2.0	1991-92	8	24	0	0	0	.250
Clive Rush	1.5	1969-70	5	16	0	0	0	.238
Phil Bengston	0.5	1972	1	4	0	0	0	.200
Rod Rust	1.0	1990	1	15	0	0	0	.063
Bullough/Erhardt		1978	0	1	0	0	0	.000

1997 Coaching Carousel

Including Pete Carroll, there were 10 head coaching changes in 1997. Of the 10, only Carroll and 49ers coach Steve Mariucci advanced beyond the first round of the playoffs. The 1997 regular seasons records for each of the new coaches are listed below:

Head Coach	**Team**	**W**	**L**	**T**	**Pct.**	**Pts.**	**Opp.**
Steve Mariucci	San Francisco-x	13	3	0	.813	375	265
Jim Fassel	N.Y. Giants-x	10	5	1	.656	307	265
Pete Carroll	New England-x	10	6	0	.625	369	289
Bobby Ross	Detroit-y	9	7	0	.563	379	306
Bill Parcells	N.Y. Jets	9	7	0	.563	348	287
Dan Reeves	Atlanta	7	9	0	.438	320	361
Mike Ditka	New Orleans	6	10	0	.375	237	327
Dick Vermeil	St. Louis	5	11	0	.313	299	359
Joe Bugel	Oakland	4	12	0	.250	324	419
Kevin Gilbride	San Diego	4	12	0	.250	266	425

x-division winner
y-wild card

All-Time Coaching Records

(Listed in Date Order)

Coach	Seasons	Regular Season Years	W-L-T	Postseason W-L-T	Pct.
Lou Saban*	1.5	1960-61	7-12-0	0-0-0	.368
Mike Holovak	7.5	1961-68	52-46-9	1-1-0	.573
Clive Rush**	1.5	1969-70	5-16-0	0-0-0	.238
John Mazur***	2.0	1970-72	9-21-0	0-0-0	.300
Phil Bengtson	0.5	1972	1-4-0	0-0-0	.200
Chuck Fairbanks	6.0	1973-78	46-39-0	0-2-0	.529
Bullough-Erhardt#		1978	0-1-0	0-0-0	.000
Ron Erhardt	3.0	1979-81	21-27-0	0-0-0	.438
Ron Meyer##	2.5	1982-84	18-15-0	0-1-0	.529
Raymond Berry	5.5	1984-89	48-39-0	3-2-0	.554
Rod Rust	1.0	1990	1-15-0	0-0-0	.063
Dick MacPherson	2.0	1991-92	8-24-0	0-0-0	.250
Bill Parcells	4.0	1993-96	32-32-0	2-2-0	.500
Pete Carroll	**1.0**	**1997**	**10-6-0**	**1-1-0**	**.611**
All-Time Totals	**38.0**	**1960-97**	**258-297-9**	**7-9-0**	**.460**

* Released after five games in 1961
** Released after seven games in 1970
*** Released after nine games in 1972
\# Ron Erhardt and Hank Bullough served as co-host coaches during Chuck Fairbanks' one-game suspension (12/18/78).
Released after five games in 1984.

Postseason Games

Coach	Games	Years	W-L-T	Pct.
Mike Holovak	2	1963	1-1-0	.500
Chuck Fairbanks	2	1976, 1978	0-2-0	.000
Ron Meyer	1	1982	0-1-0	.000
Raymond Berry	5	1985, 1986	3-2-0	.600
Bill Parcells	4	1994, 1996	2-2-0	.500
Pete Carroll	**2**	**1997**	**1-1-0**	**.500**
Postseason Totals	**16**	**9 Years**	**7-9-0**	**.438**

Preseason Games

Coach	Games	Years	W-L-T	Pct.
Lou Saban	9	1960-61	7-2-0	.778
Mike Holovak	27	1962-68	5-22-0	.185
Clive Rush	9	1969-70	2-7-0	.222
John Mazur	12	1971-72	3-9-0	.250
Chuck Fairbanks	34	1973-78	20-13-0	.603
Ron Erhardt	12	1979-81	7-5-0	.583
Ron Meyer	12	1982-84	3-9-0	.250
Raymond Berry	21	1985-89	10-11-0	.476
Rod Rust	4	1990	0-4-0	.000
Dick MacPherson	8	1991-92	2-6-0	.250
Bill Parcells	16	1993-96	8-8-0	.500
Pete Carroll	**4**	**1997**	**3-1-0**	**.750**
Preseason Totals	**168**	**1960-97**	**70-97-1**	**.418**

Opening Day Games

Coach	Games	Years	W-L-T	Pct.
Lou Saban	2	1960-61	0-2-0	.000
Mike Holovak	7	1962-68	3-4-0	.429
Clive Rush	2	1969-70	1-1-0	.500
John Mazur	2	1971-72	1-1-0	.500
Chuck Fairbanks	6	1973-78	2-4-0	.333
Ron Erhardt	3	1979-81	1-2-0	.333
Ron Meyer	3	1982-84	2-1-0	.667
Raymond Berry	5	1985-89	5-0-0	1.000
Rod Rust	1	1990	0-1-0	.000
Dick MacPherson	2	1991-92	1-1-0	.500
Bill Parcells	4	1993-96	1-3-0	.250
Pete Carroll	**1**	**1997**	**1-0-0**	**1.000**
Opening Day Totals	**38**	**1960-97**	**18-20-0**	**.474**

78

78 BRUCE ARMSTRONG T

PRO BOWLS 1990 1991 1994 1995 1996 1997

career GP/GS

	Season	Playoffs
1987	12/12	—
1988	16/16	—
1989	16/16	—
1990	16/16	—
1991	16/16	—
1992	8/8	—
1993	16/16	—
1994	16/16	1/1
1995	16/16	—
1996	16/16	3/3
1997	16/16	2/2
Totals	**164/164**	**6/6**

out takes

★ As a tight end at Central High, Bruce set a school record with four touchdown receptions in a game.

★ As a junior at Louisville, Bruce made the transition from tight end to offensive tackle upon Howard Schnellenberger's urging.

★ In 1987, Bruce became the first Patriots offensive lineman to start as a rookie since John Hannah in 1973.

★ In 1990, Bruce was elected to his first Pro Bowl team, despite New England's 1-15 record that season.

Career Transactions

Bruce Armstrong was drafted by the Patriots in the first round of the 1987 NFL Draft (23rd player selected) and signed July 23, 1987 … He was placed on injured reserve (11/1/92) after tearing the medial collateral ligament and both his anterior and posterior cruciate ligaments in his right knee at Buffalo (11/1/92) … Placed on active/physically unable to perform list on July 16, 1993 and activated on July 27, 1993 … Re-signed a four-year contract on Feb. 15, 1994 … Re-signed a four-year contract on Feb. 12, 1998.

Career Highlights (GP/GS: 164/164; 6/6)

- Armstrong became just the fifth player in franchise history to be voted to six postseason all-star games. The Patriots record for Pro Bowl appearances is held by Hall of Fame guard John Hannah (9).
- Armstrong's 164 career starts ranks fifth in franchise history. Hall of Fame guard John Hannah holds the franchise record with 183 regular season career starts.
- Since joining the Patriots in 1987, Armstrong has started 164 of 172 possible non-strike games (he did not participate in three "strike" games during his rookie year). The only non-strike games missed by the six-time Pro Bowler were in 1992 after suffering what was feared to be a career-threatening knee injury in the eighth game of the season at Buffalo (11/1/92).

HEIGHT: 6-4	**WEIGHT:** 295
YEAR: 12TH	**YRS/PAT:** 12TH
ACQUIRED: D1 (23RD) '87	
SCHOOL: LOUISVILLE	
MAJOR: POLITICAL SCIENCE	
BORN: SEPT. 7, 1965 MIAMI, FLA.	

- Started the first 44 games of his career at right tackle before making the transition to left tackle in his fourth season, where he has since started 120 of 128 regular season games.
- Voted team captain in 1996 and again for the playoffs in 1997. Now in his 12th year with the Patriots, he is the senior member of the team and the only Patriot to have been retained from the '80s.

Seasonal Reviews

1997 (16/16; 2/2): Voted offensive team captain during the playoffs … Started every game at left tackle, extending his consecutive starting streak to 86 games, including six playoff games

… Earned Pro Bowl honors for the fourth consecutive season and the sixth time of his 11-year career … Also earned second-team All-NFL honors from *Football Digest* … Anchored an offensive line which allowed just 30 sacks all season and helped power the Patriots to their first back-to-back division titles in franchise history … With just 30 sacks on 562 pass plays, the line allowed just one sack per 18.7 pass attempts — fourth in the NFL … That protection provided for a franchise record-tying 31 touchdown passes, including a career-high 28 touchdowns by Drew Bledsoe (3rd in the NFL) … Armstrong has protected Bledsoe's blindside since the quarterback's rookie season and is largely responsible for Bledsoe's 44-game starting streak, which ranked first among the AFC quarterbacks at the end of the 1997 season … The line paved the way for RB Curtis Martin, who in just 13 games rushed for 1,160 yards on 274 carries (a career-high 4.2-yard avg.), his third consecutive 1,000-yard season … Through the first 11 weeks of the season, the Patriots offense was ranked fourth in the league in total offense (352.8 yards per game) and fifth in points per game (25.4).

1996 (16/16; 3/3): Elected offensive team captain by his teammates ... Anchored the left side of the Patriots' offensive line for the sixth consecutive season, starting every regular season and playoff game … Earned his third consecutive and fifth career trip to the Pro Bowl … Voted second-team All-Pro by Associated Press … Anchored an offensive line which allowed just 30 sacks on 658 pass plays, an average of one sack per 21.9 passes (6th in the league) … Paved the way for RB Curtis Martin's second consecutive 1,000-yard season … It was the first back-to-back 1,000-yard season by a Patriots rusher since 1967 … Dominated the left side of the line, which allowed for 598 rushing yards on 141 carries (4.2 avg.) during the season … Over 40 percent of all rushing yardage was gained on runs to the left side of the line … Paved the way for Martin to rush for 164 yards on just 17 carries (9.6 avg.) vs. Washington (10/13) … Anchored a line which dominated the trenches vs. Pittsburgh (1/5/97) in the divisional playoff game, as Martin rushed for 166 yards and three touchdowns on just 19 carries (8.7 avg.).

1995 (16/16): Started every game for the Patriots at left tackle and was one of three Patriots (along with Ben Coates and Curtis Martin) to be selected to the Pro Bowl … Anchored an offensive line which allowed just 27 sacks on 713 pass plays … The 26.4 pass plays per sack allowed ranked third in the NFL … When rushing to the left, the Patriots gained 651 yards on 153 carries, a 4.3-yard average … Contributed to the rushing success of rookie running back Curtis Martin, who rushed for 1,487 yards and 14 touchdowns on 368 carries, setting franchise records in each category … Martin picked up 538 of those yards on 130 carries (4.1 avg.) in Armstrong's direction.

1994 (16/16, 1/1): Started every game at left tackle, including the Patriots' playoff game at Cleveland (1/1/95) … Anchored an offensive line which allowed only 22 sacks for an offense which (including sacks) totaled 721 pass plays … 32.8 pass plays/sack ranked fourth in the NFL … Line did not allow more than three sacks in any game all season and allowed no more than one sack in seven games.

1993 (16/16): Made an extraordinary recovery from a severe knee injury in 1992 to regain his starting left tackle position in '93 … Anchored an offensive line which allowed only 23 quarterback sacks all year, second in the NFL (NY Jets allowed 21) … Offensive line allowed only one sack in the final six games of the season and helped the Patriots complete a season-ending four-game winning streak … One of the best performances of the season came in a 38-0 triumph over Indianapolis (12/26) in which the Patriots rushed for a season-high 257 yards, the most by the Patriots since totaling 281 yards vs. Cincinnati in 1985.

1992 (8/8): Started the first eight games of the season at left tackle before suffering torn ligaments in his right knee at Buffalo (11/1) … The injury included tears of the medial collateral ligament and both his anterior and posterior cruciates in his right knee … He was placed on the injured reserve list the following day (11/2), which

ended his consecutive game starting streak at 84 games and eliminated any chance of him making his third consecutive Pro Bowl appearance.

1991 (16/16): Started all 16 games at left tackle and was selected to play in his second consecutive Pro Bowl … Anchored a line which produced the team's first 3,000-yard passing performance in five years when Hugh Millen passed for 3,073 yards … Played an important role in the success of Leonard Russell, who rushed for 959 yards and four touchdowns and earned Rookie of the Year honors … Helped the offense roll up 400 total yards in a 23-17 overtime victory vs. Indianapolis (12/8).

1990 (16/16): Dominated his opposition all season and was rewarded by being selected to start in his first Pro Bowl at left tackle, an amazing accomplishment considering the team's 1-15 finish … Armstrong was the team's sole representative selected, continuing a 15-year tradition of Patriots in the Pro Bowl … Named first-team All-AFC by *Pro Football Weekly* … Recipient of the Jim Lee Hunt Award, which is awarded annually to the team's top interior lineman.

1989 (16/16): Played in all 16 games at right offensive tackle and was selected second-team All-AFC by UPI … Started vs. Miami (9/17) despite suffering from a hairline fracture in his right hand … Blocked for four different quarterbacks during the season; Steve Grogan, Marc Wilson, Tony Eason and Doug Flutie … The foursome combined for nearly 4,000 yards passing (3,957) … The rushing tandem of John Stephens and Robert Perryman totaled 1,395 yards and nine touchdowns that season … Also made one solo tackle on special teams, his first career NFL tackle.

1988 (16/16): Started all 16 games at right tackle … Elected first-team All-Pro by *Football Digest* and *The Sporting News* … Earned All-AFC honors from *Football News* and UPI … Voted second-team All-Pro by Associated Press … Paved the way for John Stephens, who totaled 1,168 yards and four touchdowns on 297 carries to earn Rookie of the Year honors … His 1,168 yards rushing was the fourth-best single season total in franchise history … His 297 carries was second only to Jim Nance's 299 in 1966 (that total has since been eclipsed by Leonard Russell and Curtis Martin) … Combined with Perryman, the rushing tandem combined for 1,616 of the team's 2,120 total rushing yards.

1987 (12/12): Started all 12 games at right tackle during the strike-shortened season … Named Patriots' Rookie of the Year by the 1776 Quarterback Club of New England and was selected on virtually every all-rookie team … Named co-winner (with Garin Veris) of the Jim Lee Hunt Award, which is presented annually to the club's top interior lineman as selected by the coaches … First rookie to start on the club's offensive line since John Hannah in 1973 … Played entire season with a special shoulder harness, which was required after he injured it during both mini-camp and training camp … Underwent shoulder surgery on Dec. 30, 1987 to repair the damage.

College: Made the transition from tight end to left tackle three days into spring drills during his junior season in 1985 upon coach Howard Schnellenberger's urging … Started that fall and did not allow a sack in his last seven games, despite playing the position at only 240 pounds … Did not allow a sack during his senior campaign … Played in the Senior Bowl after being selected a first-team All-South Independent by Associated Press … Voted the team's Outstanding Offensive Lineman in 1986 … Originally recruited to Louisville as a tight end in 1983 and caught seven passes for 103 yards in five starts that season … In 1984, he started all 11 games at tight end and finished second on the team with 26 receptions for 289 yards and three touchdowns.

Personal: Bruce Charles Armstrong was born on Sept. 7, 1965 in Miami, Fla. … He earned All-American honorable mention and all-county acclaim as a tight end at Central High in Miami, Fla. … Named school's top scholar-athlete as a senior … High school coach, Rudy Barber, played for the Miami Dolphins in 1968 … Lettered three times in track and football … Majored in political science at Louisville … His wife, Melinda Yvette Armstrong, recently bought and now operates a salon in Alpharetta, Ga. … The Armstrongs have two children — Candace Lynne (4/12/84) and Nicholas Charles (5/8/95).

ADDITIONAL STATISTICS

Special Teams Tackles (1) - 1989 (1)
Misc. Tackles (6) - 1993 (1); 1994 (1); 1995 (2); 1996 (1); 1997 (1)
Fumbles Recovered (5) - 1990 (2 for 4 yards); 1992 (1-0); 1993 (1-0); 1995 (1-0)

86 MIKE BARTRUM TE/LS

career GP/GS

	Season	Playoffs
1993*	3/0	1/0
1995**	4/0	—
1996	16/0	3/0
1997	9/0	0/0
Totals	**32/0**	**4/0**

*season with Kansas City

** season with Green Bay

out takes

★ Mike played on the same Division I-AA title team as WR Troy Brown at Marshall.

★ Mike was a three-sport prep all-state selection at Meigs High in Pomeroy, Ohio. He excelled at football, basketball and baseball.

★ Mike has taught special education classes in Louisburg (Kan.) since his 1995 offseason. He has taught at the elementary and high school levels.

HEIGHT: 6-5 | **WEIGHT:** 245

YEAR: 5TH | **YRS/PAT:** 3RD

ACQUIRED: TRADE (G.B.) '96

SCHOOL: MARSHALL

MAJOR: ELEM. EDUCATION

BORN: JUNE 23, 1970 GALLIAPOLIS, OHIO

Career Transactions

Mike Bartrum was acquired by the Patriots along with defensive end Walter Scott via a trade with the Green Bay Packers for past considerations (8/25/96) ... Originally signed by Kansas City as a non-drafted free agent (5/5/93) ... Released by Chiefs (8/30/93) and re-signed to practice squad (8/31/93) ... Activated (10/27/93) ... Released by Chiefs (8/23/94) ... Signed by Green Bay (1/20/95) ... Placed on injured reserve with a broken arm (10/11/95; out for remainder of season) ... Traded by Green Bay to the Patriots (8/25/96) ... Fractured his left forearm (11/2/97) and was placed on injured reserve (11/10/97) ... Re-signed (4/7/98).

Career Highlights (GP/GS: 32/0, 4/0)

- Bartrum's first career reception was a 1-yard touchdown pass from quarterback Drew Bledsoe in a 46-38 victory over the Ravens in Baltimore on Oct. 6, 1996.
- Forced his first career fumble on a punt coverage team at Indianapolis (10/20/96), which was recovered by Marrio Grier and converted into a Curtis Martin touchdown in a 27-9 victory.
- Recovered a fumble caused by Marty Moore in a 20-6 AFC Championship victory over Jacksonville (1/12/97).
- Bartrum has been one of the premier long snappers in his two seasons with the Patriots, delivering long snaps with precision on both punting and kicking units.

Seasonal Reviews

1997 (9/0, 0/0): Appeared in the first nine games of the season as the Patriots' long snapper on punt, field goal and PAT units, a role he has perfected during his four-year career ... Recorded three special teams tackles on coverage units ... Suffered a season-ending injury when he fractured his left forearm at Minnesota (11/2) ... He had surgery the following day (11/3), but remained on the roster for another week ... He was reported

among the team's inactives prior to the Buffalo game (11/9) ... Placed on injured reserve the following day (11/10).

1996 (16/0, 3/0): Bartrum was acquired by the Patriots in the final week of the preseason and immediately assumed the long-snapping responsibilities ... Proved to be a tremendous special teams asset with his precision snapping for punting and placement kicking ... Played in every game, including each of the Patriots' playoff games, handling all of the team's long-snapping chores ... Saw only limited playing time as a reserve tight end ... Totaled six special teams tackles and forced two fumbles during the season, adding four special teams tackles and a fumble recovery in the playoffs ... Recorded his first career reception on a 1-yard touchdown pass from quarterback Drew Bledsoe in a 46-38 victory over the Ravens in Baltimore (10/6) ... It was his only reception of the season ... Forced his first career fumble on a punt coverage team at Indianapolis (10/20), which was recovered by Marrio Grier and converted into a Curtis Martin touchdown in a 27-9 victory ... Recovered a fumble caused by Marty Moore in a 20-6 AFC Championship victory over Jacksonville (1/12/97).

1995 (4/0-Green Bay): Opened the season as Green Bay's third tight end, but was the top long-snapper on punts until suffering a broken left arm at Jacksonville (9/24) ... Placed on injured reserve for the remainder of the season ... Subbed in each of the first four games and recorded one special teams tackle vs. the N.Y. Giants (9/17) ... Played in two-tight end sets at Chicago (9/11) after starter Mark Chmura went down with an ankle injury.

1994 (0/0): Spent the 1994 season out of football after being released by Kansas City (8/23).

1993 (3/0, 1/0-Kansas City): Saw limited action in three regular season games and one playoff game as a rookie after being activated from the team's practice squad (10/26) ... Signed as non-drafted free agent (5/5) and released (8/30) on the team's final cuts ... Re-signed to the Chiefs practice squad (8/31).

College: Two-year starter and three-year letterman (1989, 1991-92) at Marshall University in Huntington, W.V. ... Totalled 109 career receptions for 1,187 yards (10.9 avg.) and 10 touchdowns ... Earned consensus All-Southern Conference honors as a senior when he caught 62 passes for 680 yards and nine touchdowns, guiding Marshall to a Division I-AA national title ... Missed the entire 1990 season with a knee injury suffered in spring practice ... Redshirted in 1988 ... Lettered in baseball as a relief pitcher as a junior (1991)

Personal: Michael Weldon Bartrum was born June 23, 1970 in Galliapolis, Ohio ... He attended Meigs High in Pomeroy, Ohio, where he was a three-sport letterman and all-state selection ... He was a four-year letterman in baseball, three-year letterman in football and two-year letterman in basketball ... Passed for 1,900 yards and 24 touchdowns as a quarterback his junior and senior seasons ... Earned a B.A. degree in elementary and special education at Marshall ... He has been teaching 4th and 5th grade special education classes at Louisburg (Kan.) Elementary School since his 1995 offseason ... Also taught at Louisburg High School in the fall of '95 after being placed on injured reserve ... Mike enjoys playing golf ... Mike and his wife, Jennifer, keep an off-season residence in Overland Park, just outside of Kansas City and are expecting their first child this year.

MIKE BARTRUM'S NFL RECEIVING STATISTICS

Regular Season Receiving Statistics

Year	Team	G/S	No	Yds	Avg	Lg	TD
1993	Chiefs	3/0	0	0	0.0	0	0
1994				Out of Football			
1995	Packers	4/0	0	0	0.0	0	0
1996	Patriots	16/0	1	1	1.0	1t	1
1997	Patriots	9/0	0	0	0.0	0	0
Totals 4-years		**32/0**	**1**	**1**	**1.0**	**1t**	**1**

Additional Statistics
Special Teams Tackles—1995 (1), 1996 (6), 1997 (3)
Special Teams Forced Fumbles—1996 (2)

Postseason Receiving Statistics

G/S	No	Yds	Avg	Lg	TD
1/0	0	0	0.0	0	0
-	-	-	-	-	-
3/0	0	0	0.0	0	0
-	-	-	-	-	-
4/0	**0**	**0**	**0.0**	**0**	**0**

Additional Postseason Statistics
Special Teams Tackles—1996 (4)
Special Teams Fumbles Recovered—1996 (1)

11 DREW BLEDSOE QB

PRO BOWL 1994 1996 1997

career GP/GS

	Season	Playoffs
1993	13/12	—
1994	16/16	1/1
1995	15/15	—
1996	16/16	3/3
1997	16/16	2/2
Totals	76/75	6/6

out takes

★Drew's grandfather, Stu, was a Top Gun fighter pilot during World War II.

★Tommy Knecht is the only QB to have started ahead of Drew for an entire season- in the 7th grade at Pioneer Junior High (Walla Walla, Wash.) In 1984. Drew was moved to tight end.

★Drew enjoys playing golf during the off-season.

Career Transactions

The Patriots selected Bledsoe with the first overall pick in the 1993 NFL draft (4/25/93) ... Signed with the Patriots on July 6, 1993 ... Signed a seven-year contract extension on July 20, 1995.

Career Highlights (GP/GS: 76/75; 6/6)

- In 1997, Bledsoe led the Patriots to their second consecutive division title for the first time in franchise history and took the Patriots into the playoffs for the third time in four years.
- Including postseason, Bledsoe has established a 45-36 overall record (.556 winning percentage) in games he has started and boasts a 36-15 overall record (.706) at Foxboro Stadium.
- His 2,901 pass attempts in five seasons is more than any other quarterback has thrown during any five-year period in NFL history.
- He enters the 1998 season ranked second among the Patriots' all-time passing leaders with 2,901 career pass attempts, 1,624 completions and 18,348 yards and ranked third in franchise history in touchdown passes (108) and completion percentage (.560).
- Since entering the league in 1993, only Brett Favre (80 games) and John Elway (77) have quarterbacked their teams in more games than Bledsoe (76) and only Favre (93 consecutive starts) and Trent Dilfer (47) have started more consecutive games at quarterback than Bledsoe (44).
- In the past four seasons, he has missed just one game (due to a separated shoulder). In fact, he has only missed four games in his NFL career, three as a rookie in 1993 and one in 1995.
- In 1996, just his fourth NFL season, Bledsoe guided the Patriots to an AFC Championship and took the Patriots to their second Super Bowl in franchise history.
- In 1994, he set franchise single-season passing records for attempts (691), completions (400) and yards passing (4,555).
- His 691 pass attempts in 1994 remains an NFL record. He also set NFL records for

HEIGHT: 6-5	WEIGHT: 233
YEAR: 6TH	YRS/PAT: 6TH
ACQ: D1 (1ST) '93	
SCHOOL: WASHINGTON STATE	
MAJOR: EDUCATION	
BORN: FEB. 14, 1972 ELLENSBURG, WA	

attempts (70) and completions (45) in a game (vs. Minnesota on 11/13/94).

• In that game vs. Minnesota, he exploded for a franchise record by completing 45 of 70 passes for 421 yards and three touchdowns. Trailing 20-0 with 58 seconds remaining in the first half, he completed four consecutive passes to lead the Patriots on a seven-play, 48-yard drive to position Matt Bahr for a 38-yard field goal as time expired. In the second half, Bledsoe turned in what has already become a legendary performance by completing 37 of 53 attempts (.698) for 354 yards and three touchdowns, without an interception, a sack or a penalty called against him.

• He has employed 19 different receivers for his 108 career touchdown passes, of whom Ben Coates has been his favorite target with 37 career touchdown receptions (34.3 percent).

• In 1995, he set a franchise record by attempting 179 consecutive passes without an interception (10/23/95 to 11/26/95).

• At the age of 23, he became the youngest player in NFL history to surpass the 10,000-yard passing plateau when he connected with Ben Coates on a 6-yard completion just before the half vs. the Jets (12/10/95).

• He is expected to eclipse the 20,000-yard passing plateau this season at the age of 26.

• He is one of four players in NFL history to eclipse the 4,000-yard passing plateau multiple times, joining Dan Marino (6 seasons), Warren Moon (4) and Dan Fouts (3).

• He has now eclipsed the 3,500-yard passing plateau in each of the last four seasons. No quarterback in franchise history had ever reached that plateau before Bledsoe.

• He has eclipsed a quarterback rating of 100.0 in 15 games during his career, including four in 1997. The Patriots are 15-0 in those games.

• At the age of 21, he became the youngest player in franchise history and just the second rookie quarterback in team history to start in his NFL debut (Jim Plunkett started in his NFL debut in 1971).

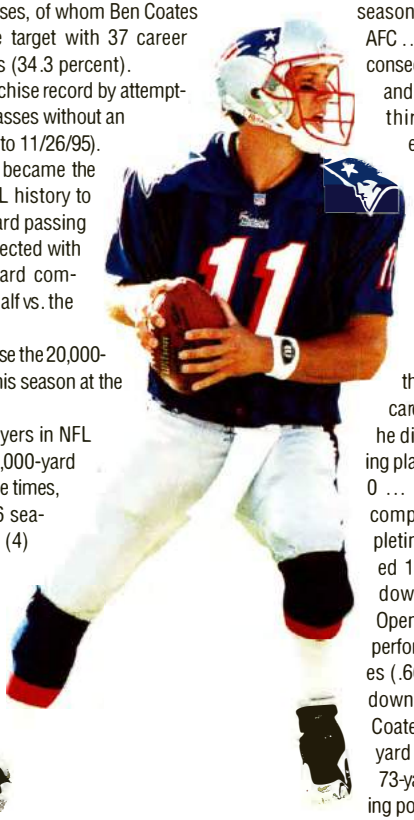

Seasonal Reviews

1997 (16/16, 2/2): Bledsoe extended his consecutive-games starting streak to 44 games — which ranks third among NFL quarterbacks and leads the AFC … He was once again among the league leaders in most passing categories … He completed 314 (2nd in the NFL) of 522 passes (3rd) for 3,706 yards (4th) and 28 touchdowns (3rd) … His touchdown-to-interception ratio of +13 ranked third in the league and his 87.7 quarterback rating set a single-season career high and ranked third in the AFC … He led the Patriots to their second consecutive division title – a franchise first- and guided them to the playoffs for the third time in four seasons … He eclipsed the 3,500-yard passing plateau for the fourth consecutive season and earned his third trip to the Pro Bowl … Entering the 1997 season, Bledsoe had completed four passes of 50 yards or more … In 1997, he completed seven passes of 50 yards or more, including three to Troy Brown … He threw just 15 interceptions, tying a career low … In seven games in which he didn't throw an interception (including playoffs) in 1997, the Patriots were 7-0 … He led the league in third down completion percentage (.600) by completing 102 of 170 attempts … Recorded 10 of his 28 touchdowns on third downs, which also led the league … Opened the season with a near flawless performance, completing 26 of 39 passes (.667) for 340 yards and four touchdowns vs. San Diego (8/31) … Ben Coates was on the receiving end of a 4-yard touchdown pass to cap a 10-play, 73-yard scoring drive on the game's opening possession — which proved to be the first touchdown in the league in 1997 … Gained an extra 8 yards on two carries and made two big blocks for Curtis Martin on off-tackle runs … Earned Miller Lite Player of the Game and Staples Star of the Game honors for his efforts … Recorded a quarterback rating of 128.2 — the fourth highest single-game

rating of his career ... Scorched the Chargers secondary by employing eight different receivers in the game and completing four touchdown passes — tying a single game career-high ... Only Steve Grogan and Vito Parilli, who have each completed five touchdown passes in a game, have thrown more ... Bledsoe was not sacked or intercepted in the game for the 11th time of his career (the Patriots are 10-1 in those games) ... It was his 14th career 300-yard game and his 12th game with more than three touchdown passes ... The following week at Indianapolis (9/7), where he completed 15 of 25 passes for 267 yards and four touchdowns to earn Staples Star of Game and Miller Lite Player of the Game honors for the second straight week ... He finished with a 149.9 quarterback rating- the second highest rating of his career (record is 185.0 vs. Indianapolis on 12/26/93) ... Became the first player in NFL history to throw at least four touchdown passes in each of the first two weeks of the season ... His eight touchdown passes in two games is the highest two-game total of his career ... Even more remarkable, his eight touchdown passes were spread to eight different receivers ... It wasn't until the third week of the season vs. the N.Y. Jets (9/14) that he threw his first interception of the season ... The interception by Mo Lewis was returned 43-yards for a touchdown in the third quarter to give the Jets their first lead of the game, but a 10-yard touchdown pass to Lovett Purnell helped the Patriots regain the lead and claim an overtime victory ... It gave the Patriots their first 3-0 start since 1974 ...Bledsoe led the Patriots to their fourth consecutive victory to open the season with a 31-3 thrashing of the Chicago Bears (9/21) ...

TOUCHDOWN TWINS

Drew Bledsoe connected with his favorite touchdown target, Ben Coates, for eight scores in 1997. The tandem now has 37 career touchdowns between them, which ranks fourth in the NFL among active touchdown tandems. The league's top five are listed below:

Career

TDs	Tandem
75	Steve Young and Jerry Rice
45	Troy Aikman and Michael Irvin
41	Jeff Blake and Carl Pickens
37	**Drew Bledsoe and Ben Coates**
34	Scott Mitchell and Herman Moore

NFL IRONMEN

Quarterback Drew Bledsoe has been incredibly durable during his five-year career with the Patriots. Entering the 1998 season, he has played in 44 consecutive games, tops in the AFC and the third longest streak in the league. He has only missed four games out of a possible 80 due to injury. Only two other quarterbacks have played in more games over the same period of time — Brett Favre and John Elway. Both marks are listed below:

QBS GAMES PLAYED SINCE 1993

Player	Games
Brett Favre	80
John Elway	77
Drew Bledsoe	**76**
Troy Aikman	75

QBS CONSECUTIVE GAMES PLAYED SINCE 1993

Player	Total
Brett Favre	93
Trent Dilfer	47
Drew Bledsoe	**44***

*-leads AFC

He completed 64.9 percent of his passes (24 of 37) and passed for over 300 yards (301) for the second time in four games .... He operated out of shotgun formation for the first extended period of time in his career and completed 4 of 7 passes for 28 yards and one sack ... The Patriots first loss came in a Monday Night contest at Denver (10/6) ... He completed passes to eight different receivers, but completed only 20 of 41 attempts for 234 yards ... He fumbled once but recovered his own fumble ... He converted a key 4th-and-1 with a quarterback sneak for 3 yards ... Rebounded with a 33-6 victory vs. Buffalo (10/12) ... He connected with Coates for a 20-yard touchdown to cap a 63-yard opening drive ... It was the fourth consecutive time that Bledsoe had converted an opening drive into a touchdown completion at Foxboro Stadium ... At the N.Y. Jets (10/19), he completed passes for 294 yards, including a season-long 67-yard completion to Troy Brown ... He added a pair of touchdown passes to give him 17 through the first seven games, which surpassed his season totals in 1993 (15) and 1995 (13) ... He was sacked for 100th time in his

67th career game — an average of 1.5 a game for his career … He had a season-high 17 yards rushing, including a season-long run of 8 yards … Threw a season-high three interceptions in a Monday Night contest vs. Green Bay (10/27), including one on a Hail Mary attempt as time expired in the first half … Completed his longest pass of the season at Minnesota (11/2) — a 76-yard completion to Shawn Jefferson … It was the second longest completion of is career (Ben Coates 84-yard touchdown vs. Miami 11/3/96) … Completed his 100th career touchdown pass — a 3-yard pass to Terry Glenn … Set season-highs with 42 attempts and 27 completions to earn Miller Lite Player of the Game honors for the third time … His 313 yards moved him ahead of Vito "Babe" Parilli into second place among the Patriots' all-time leading passers … He did not throw an interception in a victory over Buffalo (11/9) and extended his consecutive game touchdown streak to 11 games … Posted his third game of the year with a quarterback rating over 100.0 … After a disastrous game at Tampa Bay (11/16) in which he had a season-low quarterback rating of 31.6, Bledsoe rebounded to guide the Patriots to victories in four of their next five games and claim back-to-back division titles for the first time in franchise history … That streak started with a 27-24 victory over Miami (11/23) … He earned Staples Star of the Game for his performance vs. Indianapolis (11/30) when he passed for two touchdowns without an interception to claim a 20-17 victory … He completed a season-high 74.3 percent of his passes (26 of 35) the following week at Jacksonville (12/7) … It was the second-highest single-game completion percentage of his career and once again helped him earn Staples Star of the Game honors … He was stopped for no gain on a quarterback sneak — his first failed attempt for a first down of the season … He had a streak of 120 consecutive attempts without an interception snapped vs. Pittsburgh (12/13) … His second interception of the game was returned 36 yards by Kevin Henry to set up a game tying Steeler touchdown late in the fourth quarter … He set a single-season career best with his 28th touchdown pass of the year when he connected with David Meggett for a 49-yard score … A 14-12 victory over Miami (12/22) in the season finale set up a Wild-Card rematch in Foxboro … He completed 18 of 26 passes (.692), his second-highest completion percentage of the season … He did not complete a touchdown pass for just the third time all season, but two short touchdown runs were enough to secure the win … The season-ending victory propelled the Patriots into the playoffs for the third time in four years and earned the Patriots their second consecutive division title and a rematch with the Dolphins in the first round of the playoffs (12/28) … In the playoff game, Bledsoe connected with Troy Brown for a 24-yard touchdown, his first touchdown against the Dolphins in 1997 … His passing totals were a rather modest 16 of 32 for 139 yards, but he did not throw an interception and his touchdown pass to Brown proved to be enough to secure a victory, as the defense limited Miami to just a field goal in a 17-3 game … It was the Patriots' second victory over Miami in a week, their third of the season, and earned them a place in the NFL annals as they became just the sixth team in NFL history to record a three-game sweep of another opponent in a single season … In the divisional playoff game at Pittsburgh (1/3/98), he passed for 264 yards — a postseason career-high- while completing 23 of 44 attempts (.523), but was intercepted twice and fumbled due to a blindside hit while attempting to pass on the team's final possession … The Patriots were unable to compensate for the loss of running back Curtis Martin, generating just 36 yards on 19 carries …

HOMEFIELD ADVANTAGE

Drew Bledsoe is now 9-2 as a starter for the Patriots at Foxboro Stadium in the month of December.

HOW'S THAT FOR STARTERS

In 1994, Drew Bledsoe started all 16 games for the Patriots and set an NFL record by attempting 691 passes. In doing so, he became the first quarterback to start every game for the Patriots in 15 years. Steve Grogan was the last quarterback to start every game for the Patriots, back in 1979. Thirteen different quarterbacks had split time between 1976 and 1994. In 1996, Bledsoe started 19 games, including each of the three playoff games. No other quarterback in franchise history had ever started 19 games in one season. Since Nov. 21, 1993, Bledsoe has started 70 of 71 possible regular season games and all six Patriots playoff games.

In addition, they lost wide receiver Terry Glenn and tight end Ben Coates to injuries during the game, yet were still in contention for a game-winning drive on their final possession.

1996 (16/16, 3/3): Bledsoe started all 19 games for the Patriots, including playoffs, the most single-season starts by a Patriots quarterback in franchise history ... For the second time in three seasons, he eclipsed the 4,000-yard passing plateau and earned a return trip to the Pro Bowl ... He led the league in pass attempts (623) for the third consecutive season and in completions (373) for the second time in three years ... His 4,086 yards, 27 touchdowns and 2.4% interception ratio totals were each ranked third in the league ... He set a personal single-season best with a quarterback rating of 83.7, fifth in the AFC ... After an 0-2 start, he guided the team to victories in 11 of the next 14 games to claim the AFC East Title ... The Patriots then defeated the Pittsburgh Steelers and Jacksonville Jaguars to claim the AFC Championship and advance to Super Bowl XXXI ... He opened the season at Miami (9/1) and moved ahead of Tony Eason into third place on the Patriots' all-time passing list with his performance ... The Patriots were without WRs Terry Glenn and Vincent Brisby and they lost Shawn Jefferson during the game with a concussion ... Bledsoe employed seven different receivers in the game, but was sacked four times in a 24-10 season-opening loss to the Dolphins ... Sacked four times the following week in a losing effort at Buffalo (9/8), but did complete a 37-yard touchdown pass to rookie wide out Terry Glenn, his first career touchdown reception ... Earned Miller Lite Player of the Game honors for his performance in the 1996 home opener, a 31-0 blanking of Arizona (9/15) ... He completed 21 of 35 attempts (.600) for 221 yards and three touchdowns without an interception, but it was his pickup of a first down on 4th-and-1 when he jumped over a defender for a 1-yard gain that will be most remembered ... He completed his first eight pass attempts vs. Jacksonville (9/22) the following week and led the Patriots on a 49-yard drive to set up the game-winning kick in an overtime victory over the Jaguars ... Earned Miller Lite Player of the Game and Staples Star of the Game honors the following week at Baltimore (10/6) when he threw for a season-high and single-game career-tying four touchdown passes in a 46-38 victory over the Ravens ... He completed 25 of 39 attempts (.641) for 310 yards and finished with a quarterback rating of 122.8 ... It marked the 10th 300-yard game of his young career ... He attempted a season-high 48 attempts in a losing effort vs. Washington (10/13) ... He completed 14 of 24 attempts for 142 yards in a 27-9 victory over Indianapolis, his lowest passing totals since Dec. 12, 1993 (vs. Cincinnati) ... Completed 11 of his first 12 attempts and earned Miller Lite Player of the Game honors for his nationally televised Sunday night performance against Buffalo (10/27) ... He finished the game completing a season-high 32 of 45 attempts (.711) for 373 yards and a touchdown ... Earned Staples Star of the Game honors the following week vs. Miami (11/3) when he completed 30 of 41 attempts (.732) for a season-high 419 yards and a career-long 84-yard touchdown pass ... His 419 yards passing was the second-highest single-game passing total in franchise history (426 vs. Minnesota on Nov. 13, 1994) ... His 84-yard touchdown completion to Ben Coates was the fourth-longest in franchise history ... Had a streak of 87 consecutive attempts without an interception snapped when Terrell Buckley picked off a pass in the first quarter ... Earned Staples Star of the Game honors for the third consecutive week at the Jets (11/10) ... Despite opening the game 0-for-4 with an interception and a lost fumble, he still finished with 297 yards (24-of-34) and three touchdowns in a dramatic 31-27 come-from-behind victory ... Completed nine of his first 11 attempts for 123 yards and two touchdowns vs. Indianapolis (11/24) and finished the game with 242 yards passing in a 27-13 victory ... Earned Miller Lite Player of the Game honors the following week for his performance in a 45-7 victory over San Diego (12/1) ... He completed nine of his first 11 attempts for the second consecutive week, this time for three touchdowns, to give the Patriots a quick lead in the nationally televised contest ... He finished the game completing 19 of 29 attempts (.655) for 232 yards and four touchdowns ... It was his fourth 4-touchdown game of his career, the second of the season and marked the 12th time that he had thrown for three or more touchdowns in a single game ... He eclipsed the 14,000-yard plateau the following week vs. the Jets (12/8) when he threw for 251 yards (24-of-42) ... Had his worst performance of the season at Dallas (12/15) when he completed 20 of 40 passes for just 178 yards and threw three interceptions for a quarterback rating of just 31.0 ... Rebounded the following week with his fourth 300-yard game of the season and the 13th of his career at the Giants (12/21) ... Finished the game with 301 yards and a pair of touchdowns, including the game-winning touchdown pass to Ben Coates with just 1:32

remaining in the game ... Eclipsed the 4,000-yard passing plateau for the second time in three seasons to become just the fourth quarterback in NFL history to post multiple 4,000-yard passing seasons ... The victory gave the Patriots an 11-5 regular season record, which tied a franchise record for wins in a season, and secured a first-round playoff bye for the division champs ... He completed 14 of 24 attempts for 164 yards and a touchdown in a 28-3 victory over Pittsburgh (1/5/97) ... He connected on 20 of 33 attempts for 172 yards in the AFC Championship Game victory over Jacksonville (1/12/97) ... He closed out the season by throwing for 253 yards and a pair of touchdowns in Super Bowl XXXI vs. Green Bay (1/26/97).

1995 (15/15): For the second straight season, Bledsoe attempted (636) and completed (323) more passes for more yards (3,507) than any other quarterback in Patriots history ... Amazingly, he did so in just 15 games ... Contrary to his 1994 record-setting season (when the Patriots all but abandoned the run and relied on Bledsoe's passing to guide the offense) the Patriots stayed committed to their running game throughout the year and produced the franchise's all-time single-season rushing leader when Curtis Martin rushed for 1,487 yards ... Bledsoe had a streak of 23 consecutive starts snapped when he missed a game at Atlanta (10/1) while recovering from a separated left (non-throwing) shoulder injury, suffered in the third week of the season at San Francisco (9/17) ... He started 15 games for the Patriots and completed 323 of his 636 attempts (.508) for 3,507 yards and 13 touchdowns ... He trimmed 11 interceptions off his 1994 total, finishing with just 16 miscues all season ... For the second consecutive year, he attempted more passes than any other NFL quarterback and ranked second in the AFC in pass completions ... He finished fourth in the AFC in passing yards - 12th overall ... Tied another franchise record during a seven-game stretch (10/15 to 11/26) at midseason when he attempted 179 consecutive passes without an interception (tying Tony Eason) ... His record-breaking 180th pass attempt was intercepted by Buffalo's Bryce Paup (11/26) on the Bills' goal line ... Opened the season vs. Cleveland (9/3) and helped guide the Patriots to a come-from-behind 17-14 victory over the Browns ... Trailing 14-9 with just 4:29 remaining in the game, Bledsoe led the Patriots on a 14-play, 85-yard drive which was capped by a Curtis Martin game-winning touchdown run with just 19 seconds remaining in the game ... It was Bledsoe's sixth come-from-behind victory of his career and the second over the Browns ... He finished the day completing 30 of 47 attempts for 302 yards and did not throw an interception in the game ... His 302 yards represented a third of a "milestone trifecta," which included Curtis Martin's 102 yards rushing and Ben Coates' 106 yards receiving ... It was just the fourth "milestone trifecta" in Patriots history ... Attempted 51 passes in back-to-back losses vs. Miami (9/10) and at San Francisco (9/17) - his sixth and seventh 50-attempt games of his young career ... Received a devastating hit, delivered by LB Ken Norton late in the first quarter at San Francisco and was

PASSING FANCY

In 1995, Drew Bledsoe set a Patriots record for consecutive pass attempts without an interception. During a seven-game span, Bledsoe threw 179 passes without throwing an interception, breaking Tony Eason's franchise record set in 1986. Bledsoe's 180th pass attempt was intercepted by Bryce Paup on the Buffalo Bills goal line. It was Bledsoe's first of three interceptions that day, but the Patriots prevailed 35-25.

YOUNG GUNS

At the age of 23, Drew Bledsoe became the youngest player in NFL history to reach the 10,000-yard passing plateau, surpassing the pace set by Dan Marino in 1985. The youngest quarterbacks to reach the 10,000-yard passing milestone are listed below.

Quarterback, Team	Age	Date	Games
Drew Bledsoe, Patriots	**23 yrs, 299 days**	**12/10/95**	**42**
Dan Marino, Miami	24 yrs, 63 days	11/17/85	38
Bernie Kosar, Cleveland	25 yrs, 9 days	12/04/88	48
Brett Favre, Green Bay	25 yrs, 69 days	12/18/94	48

forced to leave the game with a separated left shoulder ... Showed tremendous will and determination when he re-entered the game early in the second quarter and played through the pain after missing just one offensive series ... Played the remainder of the game, but could not ignite a spark as the Patriots lost 28-3 ... Finished the game completing just 21 of 51 attempts for 241 yards and threw three interceptions ... Missed the following game at Atlanta (10/1) following the Patriots' bye week while still recovering from the injury ... Returned to the starting lineup and attempted 56 passes the following week vs. Denver (10/8), but could not generate an offensive touchdown despite penetrating the "red zone" on four occasions ... Threw his first touchdown pass of the season at Kansas City (10/15) when he connected with Vincent Brisby for a 22-yard score in the third quarter ... Added a fourth quarter touchdown pass when Will Moore scored his first NFL touchdown on a 6-yard reception ... Finished the game completing 25 of 47 passes for 237 yards, including the two touchdowns, but the Patriots could not pull out their second victory of the season and fell to 1-5 ... The Patriots hosted their first Monday Night Football game in 14 years and scored an impressive 27-14 victory over the Bills (10/23) ... Threw for 262 yards and a touchdown while completing 23 of 40 attempts in that game ... Connected with Brisby on his longest pass completion of the season when Brisby scored on a 47-yard reception in a 34-17 victory over Miami (11/12) ... It was the first of two touchdown passes in the game ... Threw for three touchdowns in a 35-25 victory over Buffalo (11/26), completing the first series sweep of the Bills since 1987 ... Hit rookie wide out Hason Graham in stride for a 37-yard touchdown vs. New York (12/10) to help the Patriots to a 31-28 victory to complete a series sweep over the Jets ... Sustained a contusion to his right shoulder in the first quarter at Pittsburgh (12/16) on a hit by Greg Lloyd - yet finished the game with a season-high performance completing 39 of 60 passes for 336 yards and three touchdowns to earn Staples Star of the Game honors ... Closed out the season completing just 17 of 37 passes for 186 yards in a 7-10 loss at Indianapolis (12/23) ... Scored the only touchdown of the game on a 31-yard pass to Hason Graham.

1994 (16/16, 1/1): Bledsoe threw more times (691) and completed more passes (400) for more yards (4,555) than any other quarterback in 1994 ... His 691 attempts set an NFL record ... He finished fourth in the league with 25 touchdown passes, trailing only Steve Young (35), Brett Favre (33) and Dan Marino (30) ... He guided the top-rated passing offense in the NFL, averaging 277.8 yards per game ... Earned Patriots' Miller Lite Player of the Game a total of four times, weeks 1, 2, 11 and 16 ... Selected the NFL's Miller Lite Player of the Week — as selected by a national media panel - and AFC Player of the Week by the NFL for his performances against Green Bay 10/2 (53-29-334-2 tds-1 int) and Minnesota 11/13 (70-45-426-3 tds-0 ints) ... He completed over 50 passes to five different targets - Ben Coates (96), Michael Timpson (74), Leroy Thompson (65), Vincent Brisby (58), and Kevin Turner (52) - for the first time in NFL history ... Became the youngest quarterback (22-years old) to play in the Pro Bowl in the history of the game ... He was a UPI second-team All-AFC selection ... Set three NFL passing records - most attempts in a season (691), most attempts in a game (70) and most completions in a game (45) ... Came within four pass completions to establish a fourth NFL record - his 400 completions rank second only to Warren Moon who completed 404 passes for Houston in 1991 ... Set eight franchise passing records - most attempts in a season (691), most attempts in a game (70), most completions in a season (400), most completions in a game (45), most passing yardage in a season (4,555), most passing yardage in a game (426), most consecutive 300-yard games (4) and most 300-yard games in one season (6) ... In 1994 alone, Bledsoe attempted more passes (691), completed more passes (400) and threw for more yards (4,555) than 31 of his 36 predecessors had accomplished during their Patriots' careers ... Bledsoe started every game in 1994 to become the first Patriots quarterback to do so since Steve Grogan started every game in 1975 ... Among NFL quarterbacks, only Dan Marino, who threw for 5,084 yards in 1984, had a more spectacular sophomore season than Bledsoe ... He opened the season at Miami (9/4) and set a Patriots passing

A CAREER YEAR

In 1994 alone, Drew Bledsoe attempted more passes (691), with more completions (400) for more yards (4,555) than 31 of the franchise's 36 predecessors had accomplished in their Patriots careers. Only Steve Grogan, Babe Parilli, Tony Eason and Jim Plunkett recorded better numbers during their careers than Bledsoe did in 1994.

ALL-TIME SINGLE-GAME PASSING LEADERS

ATTEMPTS

70	**Drew Bledsoe**	**1994**
68	George Blanda	1964
66	Chris Miller	1989
63	Rich Gannon	1989
62	Randall Cunningham	1989
62	Steve Dills	1981
62	Phil Simms	1985
62	Joe Namath	1970
61	Tommy Kramer	1979
61	Neil Lomax	1987
60*	**Drew Bledsoe**	**1995**

(* Tied with seven others)

COMPLETIONS

45	**Drew Bledsoe**	**1994**
42	Richard Todd	1980
41	Warren Moon	1991
40	Ken Anderson	1982
40	Phil Simms	1985
39	**Drew Bledsoe**	**1995**
39	Dan Marino	1986

record by throwing for 421 yards (which he broke nine games later) in just his 13th NFL start ... In that season-opener, he completed 32 of 51 passes while throwing four touchdowns ... It was the second time in his short career that he had thrown for four touchdowns in a game ... Connected with Ben Coates on a 62-yard touchdown strike - the longest completion of Bledsoe's career ... Earned Patriots' Miller Lite Player of the Game honors, as voted by a local media panel, for his performance ... Nearly duplicated his performance the following week in the home opener vs. Buffalo (9/11) ... Completed 26 of 42 passes (.619) for 380 yards and three touchdowns to earn consecutive Patriots' Miller Lite Player of the Game honors ... Passed for over 300 yards in five of his first six games of the season ... Trailing 20-19 in the third quarter at Cincinnati (9/18), Bledsoe led the Patriots 80 yards on eight plays, capped by a 34-yard touchdown pass to Michael Timpson to take a 25-20 lead ... Put the game out of reach on the following possession with

ONE FOR THE BOOKS!

As fans left Foxboro Stadium on Nov. 13, 1994, in celebration of the greatest come-from-behind victory in Patriots history, many realized they had just witnessed a legendary passing performance. Below is a breakdown of Drew Bledsoe's record-setting performance in the Patriots' 26-20 overtime upset over the Minnesota Vikings.

Passing	**Att**	**Comp**	**Yds**	**Pct**	**TD**	**Int**	**Lg**	**Sacks**	**Rating**
1st Half Passing	17	8	72	47.0	0	0	20	0	58.9
2nd Half Passing	53	37	354	69.8	3	0	31t	0	107.0
Passing Total	***70**	***45**	**426**	**64.3**	**3**	**0**	**31t**	**0**	**95.3**

* denotes all-time NFL record

Passing	**Att**	**Comp**	**Yds**	**Pct**	**TD**	**Int**	**Lg**	**Sacks**	**Rating**
1st Quarter Passing	3	1	7	33.3	0	0	7	0	39.6
2nd Quarter Passing	14	7	65	50.0	0	0	20	0	63.1
3rd Quarter Passing	20	13	127	65.0	1	0	31t	0	99.4
4th Quarter Passing	27	18	171	66.7	1	0	25	0	96.4
Overtime Passing	6	6	56	100.0	1	0	15	0	179.9
First 29 minutes	11	4	21	36.4	0	0	8	0	40.3
Final 34:10	59	41	402	69.5	3	0	31t	0	105.3

a 61-yard scoring drive to give the Patriots a 31-20 lead in the 31-28 victory ... Bledsoe finished the game with 365 yards and a touchdown, completing 30 of 50 pass attempts (.600) in the Patriots' first victory of the season ... with a 10-7 lead and just under six minutes remaining in the second quarter at Detroit (9/25), Bledsoe guided a 14-play, 69-yard scoring drive capped by a 7-yard touchdown pass to Ben Coates with just 21 seconds remaining to take a 17-7 lead in the 23-17 victory ... He completed 21 of 33 attempts (.636) for 251 yards and a touchdown ... Trailing 16-14 with 1:14 remaining in the game vs. Green Bay (10/2), Bledsoe directed the Patriots on an 11-play, 45-yard drive which set up the game-winning field goal by Matt Bahr (33 yards) with just :04 remaining in the game - the Patriots won 17-16 ... Threw for over 300 yards for the fifth time in six weeks when he completed 23 of 55 passes for 321 yards and two touchdowns in a 21-17 loss vs. the Raiders (10/9) ... Threw for 242, 125 and 166 yards in three consecutive losses before exploding for a franchise record by completing 45 of 70 passes for 421 yards and three touchdowns vs. Minnesota (11/13) ... Trailing 20-0 with 58 seconds remaining in the first half, he completed four consecutive passes to lead the Patriots on a seven-play, 48-yard drive to position Matt Bahr for a 38-yard field goal as time expired ... In the second half, Bledsoe turned in what has already become a legendary performance by completing 37 of 53 attempts (.698) for 354 yards and three touchdowns, without an interception, a sack or a penalty called against him ... Connected with Ray Crittenden on a 31-yard touchdown on the opening drive of the second half ... Pulled to within three (20-17) with a 5-yard touchdown pass to Leroy Thompson with 2:27 remaining in the game ... with just 1:51 remaining in the game, Bledsoe converted a 4th-and-10 with a 25-yard completion to Vincent Brisby ... Completed his next four attempts to take the Patriots to the five-yard line, where Matt Bahr kicked the game-tying field goal with just 14 seconds remaining to send the game into overtime ... He completed his first five attempts of the overtime period and won the game (26-20) with a 14-yard touchdown strike to Kevin Turner in the corner of the end zone ... The 26 unanswered points in a 26-20 overtime victory over the Vikings ignited a seven-game win streak to close the season ... Trailing 9-10 at Indianapolis (11/27) with 3:13 remaining in the game, Bledsoe directed his third 4th-quarter comeback of the season with a 12-play, 55-yard drive to position Bahr for his second game-winning field goal (42 yards) of the season ... Finished the game completing 26 of 36 attempts for a season-high 72.2% completion percentage ... Ended the season with consistency, throwing for 277, 276 and 277 yards respectively in the last three regular season games ... Recorded a nearly flawless day at Buffalo (12/18) by completing 22 of 31 attempts (.710) for 276 yards and three touchdowns without an interception or a sack in a 41-17 victory at Buffalo ... Clinched the Patriots' first playoff berth in eight seasons with a 13-3 victory at Chicago (12/24) ... Completed just over 60 percent of his attempts (23 of 38) for 277 yards and secured the victory with a 3-yard touchdown pass to Leroy Thompson with 2:32 remaining in the game ... Attempted 50 passes for the sixth time of the season in the Patriots 20-13 wild-card playoff loss at Cleveland (1/1/95).

1993 (13/12): Led a Patriots' offense that improved from its 27th ranking in '92 to 12th in '93 ... Led a passing attack that jumped 14 places in the NFL rankings, from 26th to 12th ... Opened his rookie season as the starting quarterback until a midseason injury sidelined him for three games ... At the age of 21, he became the youngest player in franchise history and just the second rookie quarterback in team history to start

BLEDSOE'S PASSING RECORDS

NFL Individual Passing Records Set

Pass Attempts in a Single Season - 691 (1994)
Pass Attempts in a Game - 70 (11/13/94)
Pass Completions in a Game - 45 (11/13/94)

Team Passing Records Set

Pass Attempts in a Single Season - 691 (1994)
Pass Attempts in a Game - 70 (11/13/94)
Pass Completions in a Game - 45 (11/13/94)
Passing Yardage in a Single Season - 4,555 (1994)
Passing Yardage in a Game - 426 (11/13/94)
Consecutive 300-Yard Games - 4 (1/2/94 thru 9/18/94)
300-Yard Passing Games in a Season - 6 (1994)
300-Yard Passing Games in a Career - 16 (1993-97)
400-Yard Passing Games in a Season - 2 (1994)
400-Yard Passing Games in a Career - 3 (1993-97)
50+ Pass Attempt Games in One Season - 5 (1994)
50+ Pass Attempt Games in a Career - 10 (1993-97)
Pass Attempts Without an Interception - 179 (1995)
Most Seasons Leading the League in Attempts - 3 (1994-97)
Most Seasons Leading the League in Comp. - 2 (1994, 1996)
Most Seasons Leading the League in Yards - 1 (1994)

in his NFL debut (Jim Plunkett started in his NFL debut in 1971) ... His first career completion was thrown to fullback Sam Gash for a gain of seven yards (9/5) ... His first touchdown was thrown to Ben Coates, who caught a pass on a crossing pattern and ran 54 yards for a touchdown — Bledsoe's longest completion of the season ... He rewrote the Patriots rookie passing records by finishing the season with 214 completions on 429 attempts for 2,494 yards and 15 touchdowns ... Voted Rookie of the Year by the Patriots' Quarterback Club ... His 2,494 yards ranked fourth all-time on the NFL's rookie quarterback list and was 10th all-time among the Patriots' career passing leaders ... His 429 passing attempts was the fourth-highest for a single season in team history while his 214 completions was fifth ... Saved his best game for the season finale, throwing for a season-high 329 yards, completing 27 of 43 passes, including four touchdowns in a 33-27 overtime victory vs. Miami (1/2/94) ... Named Miller Lite Player of the Game for his efforts vs. Miami ... He became the first Patriots quarterback since Hugh Millen (12/8/91) to throw for 300 yards in a game ... Teamed with Michael Timpson on the 36-yard touchdown pass that won the game in overtime ... Threw eight touchdowns and only two interceptions during the four-game win streak that ended the season ... He was sacked only 16 times all season, including one streak of 14 quarters without a sack ... Threw for second highest total of the season, 296 yards, completing 18 of 48 passes, in 17-14 heartbreaking loss at Pittsburgh (12/5) ... The Patriots had a chance to win on their final possession, but could not break the goalline on a QB sneak ... Inac-

DREW BLEDSOE'S NFL STATISTICS

Regular Season Passing Statistics

Year	Team	G/S	Att	Cmp	Yds	Yds/Att	Pct	TD	Int	Int%	Lg	Sacks	Rating
1993	Patriots	13/12	429	214	2494	5.81	49.9	15	15	3.5	54t	16/99	65.0
1994	Patriots	16/16	691	400	4555	6.59	57.9	25	27	3.9	62t	22/139	73.6
1995	Patriots	15/15	636	323	3507	5.51	50.8	13	16	2.5	47t	23/170	63.7
1996	Patriots	16/16	623	373	4086	6.56	59.9	27	15	2.4	84t	30/190	83.7
1997	Patriots	16/16	522	314	3706	7.10	60.2	28	15	2.9	76	30/258	87.7
Totals-5 years		**76/75**	**2901**	**1624**	**18348**	**6.32**	**56.0**	**108**	**88**	**3.0**	**84t**	**121/856**	**74.9**

		Regular Season Rushing Statistics					Miscellaneous Stats			
Year	Team	No	Yds	Avg	Lg	TD	Fum	Lost	Rec	Yds
1993	Patriots	32	82	2.6	15	0	8	4	5	-23
1994	Patriots	44	40	0.9	7	0	9	4	3	-5
1995	Patriots	20	28	1.4	15	0	11	6	1	-8
1996	Patriots	24	27	1.1	8	0	9	3	1	-2
1997	Patriots	28	55	2.0	8	0	4	1	3	-4
Totals-5 years		**148**	**232**	**1.6**	**15**	**0**	**41**	**18**	**13**	**-42**

Additional Regular Season Statistics

Receptions—1995 (1 for -9 yards off his own pass deflection)
Misc. Tackles—1994 (1), 1997 (1)

Postseason Passing Statistics

Year	Team	G/S	Att	Cmp	Yds	Yds/Att	Pct	TD	Int	Int%	Lg	Sacks	Rating
1994	Patriots	1/1	50	21	235	4.7	42.0	1	3	6.0	21	1/10	38.3
1996	Patriots	3/3	105	59	595	5.7	56.2	3	7	6.7	53	9/71	54.3
1997	Patriots	2/2	76	39	403	5.3	51.3	1	2	2.6	39	5/39	60.4
Totals-3 years		**6/6**	**231**	**119**	**1233**	**5.3**	**51.5**	**5**	**12**	**5.2**	**53**	**15/120**	**52.8**

		Postseason Rushing Statistics					Miscellaneous Stats			
Year	Team	No	Yds	Avg	Lg	TD	Fum	Lost	Rec	Yds
1994	Patriots	2	2	1.0	2	0	0	0	0	0
1996	Patriots	2	3	1.5	4	0	2	1	0	0
1997	Patriots	4	0	0.0	4	0	2	2	0	0
Totals—3 years		**8**	**5**	**0.6**	**4**	**0**	**4**	**3**	**0**	**0**

tive for three games (vs. Houston 10/17, at Seattle 10/24 and at Indianapolis 10/31) after injuring his left knee just before halftime of the 23-21 victory at Phoenix (10/10) ... Completed a season-high 28 passes on 49 attempts for 239 yards in a 19-16 overtime loss vs. Detroit (9/12).

College: Despite only starting 28 games during his collegiate career (1990-92), he left the school ranked second on the all-time passing list with 7,373 yards, topped only by Jack Thompson's 7,818 yards (44 games) ... Upon his departure, his 46 touchdowns and 532 completions ranked second on WSU's career lists behind Thompson's 53 scores and 601 completions. **1992**: Named All-Pac-10 and was ninth in the nation in total offense averaging 247.0 yards per game ... Started every game, completing 211 of 386 passes for 2,770 yards and 18 touchdowns as a junior ... Hit on 37 of 66 passes for a school-record 413 yards against Montana ... Selected Pac-10 Player of the Week after hitting on 18 of 30 passes for 259 yards and a touchdown in blizzard-like conditions against Washington ... Broke his own school-record by throwing for 476 yards (30 of 46) and tied another record with an 87-yard pass, as the Cougars rolled up 636 total yards in a Copper Bowl victory over Utah. **1991**: Earned All-Pac-10 conference second-team honors as a sophomore after completing 199 of 358 passes (.556) for 2,741 yards ... His 2,647 yards in total offense ranked fourth-best in school history. **1990:** He won the starting quarterback position to become the first true freshman to start at the position for Washington State in over 30 years.

Personal: Drew Bledsoe was born the son of Mac and Barbara Bledsoe on Feb. 14, 1972 in Ellensburg, Wash. ... Selected first-team all-state by the *Tacoma News Tribune* after senior year at Walla Walla (Wash.) High ... Named on numerous local and regional all-star teams, including the Western 100, Northwest Nugget, *Super Prep's* Far West Offensive Player of the Year, *Long Beach Press Telegram* "Best of the West," *Seattle Times* Blue Chip and Washington State Player of the Year honors ... Also lettered in basketball ... Majored in education at Washington State ... Established the Albert S. "Stu" Bledsoe Endowed Football Scholarship, a $150,000 endowment to his alma mater, in the name of his grandfather ... Drew and his wife Maura celebrated the birth of their first child, Stuart, on Oct. 16, 1997.

DREW BLEDSOE'S 1993 GAME-BY-GAME PASSING TOTALS

Date		Opponent	Att	Cmp	Yards	Pct	TD	Lg	Int	S	Yds	Rating	W/L	Score
09/05	at	Buffalo	30	14	148	46.7	2	54t	1	3	13	69.9	L	14-38
09/12		Detroit	49	28	239	57.1	1	38	1	2	8	68.3	Lot	16-19
09/19		Seattle	44	20	238	45.5	1	25	2	2	15	51.1	L	14-17
09/26	at	NY Jets	42	19	195	45.2	0	44	2	3	15	39.3	L	7-45
10/10	at	Phoenix*	17	8	85	47.1	1	20	0	2	18	81.7	W	23-21
10/17		Houston	Inactive (left knee strain)										L	14-28
10/24	at	Seattle	Inactive (left knee strain)										L	9-10
10/31	at	Indianapolis	Inactive (left knee strain)										L	6-9
11/07		Buffalo**	16	8	96	50.0	0	26	0	1	9	68.8	Lot	10-13
11/21	at	Miami	42	23	275	54.8	1	40t	1	2	14	73.0	L	13-17
11/28		NY Jets	18	10	134	55.6	0	24	1	0	0	56.3	L	0-6
12/05	at	Pittsburgh	48	18	296	37.5	1	48	5	0	0	22.6	L	14-17
12/12		Cincinnati	22	11	106	50.0	1	18	0	0	0	79.0	W	7-2
12/19	at	Cleveland	47	19	210	40.4	1	24	1	1	7	52.6	W	20-17
12/26		Indianapolis	11	9	143	81.8	2	30	0	0	0	185.0	W	38-0
01/02		Miami	43	27	329	62.8	4	42	1	0	0	107.6	Wot	33-27
1993		**Season Totals**	**429**	**214**	**2494**	**49.9**	**15.0**	**54t**	**15**	**16**	**99**	**65.0**	**5-11**	

* sustained a left knee strain and did not return in the second half

** did not start, but played in relief of Scott Secules

DREW BLEDSOE'S 1994 GAME-BY-GAME PASSING TOTALS

Date		Opponent	Att	Cmp	Yards	Pct	TD	Lg	Int	S	Yds	Rating	W/L	Score
09/04	at	Miami	51	32	421	62.7	4	62t	2	1	3	98.6	L	35-39
09/11		Buffalo	42	26	380	61.9	3	32	2	2	9	95.3	L	35-38
09/18	at	Cincinnati	50	30	365	60.0	1	34t	2	0	0	72.5	W	31-28
09/25	at	Detroit	33	21	251	63.6	1	43	0	1	6	96.9	W	23-17
10/02		Green Bay	53	29	334	54.7	2	37t	1	2	22	78.7	W	17-16
10/09		L.A. Raiders	55	23	321	41.8	2	26	3	3	16	50.6	L	17-21
10/16	at	N.Y. Jets	41	22	242	53.7	1	39	1	3	22	69.4	L	17-24
10/30		Miami	33	16	125	48.5	0	15	3	2	11	20.4	L	3-23
11/06	at	Cleveland	43	20	166	46.5	0	20	4	2	7	18.2	L	6-13
11/13		Minnesota	70	45	426	64.3	3	31t	0	0	0	95.3	Wot	26-20
11/20		San Diego	36	21	224	58.3	1	27t	2	1	7	62.7	W	23-17
11/27	at	Indianapolis	36	26	271	72.2	0	37	1	2	14	82.1	W	12-10
12/04		N.Y. Jets	34	19	199	55.9	1	20	1	1	8	70.6	W	24-13
12/11		Indianapolis	45	25	277	55.6	2	43	4	0	0	51.8	W	28-13
12/18	at	Buffalo	31	22	276	71.0	3	34	0	0	0	130.6	W	41-17
12/24	at	Chicago	38	23	277	60.5	1	37	1	2	14	80.7	W	13-3
1994		**Season Totals**	**691**	**400**	**4555**	**57.9**	**25**	**62t**	**27**	**22**	**139**	**73.6**	**10-6**	
01/01	at	Cleveland	50	21	235	42.0	1	21	3	1	10	38.3	L	13-20

DREW BLEDSOE'S 1995 GAME-BY-GAME PASSING TOTALS

Date		Opponent	Att	Cmp	Yards	Pct	TD	Lg	Int	S	Yds	Rating	W/L	Score
09/03		Cleveland	47	30	302	63.8	0	32	0	0	0	82.0	W	17-14
09/10		Miami	51	25	267	49.0	0	33	2	1	14	48.4	L	3-20
09/17	at	San Francisco	51	21	241	41.2	0	31	3	4	22	31.6	L	3-28
10/01	at	Atlanta			Inactive (separated shoulder)								L	17-30
10/08		Denver	56	24	248	42.9	0	33	0	2	23	56.3	L	3-37
10/15	at	Kansas City	47	25	237	53.2	2	22t	1	3	24	72.7	L	26-31
10/23		Buffalo	40	23	262	57.5	1	35	0	0	0	85.6	W	27-14
10/29		Carolina	44	22	228	50.0	0	21	0	0	0	65.3	L ot	17-20
11/05	at	N.Y. Jets	27	13	173	48.1	0	35	0	0	0	68.9	W	20-7
11/12	at	Miami	25	14	209	56.0	2	47t	0	1	4	110.3	W	34-17
11/19		Indianapolis	39	20	180	51.3	0	19	0	5	29	64.0	L	10-24
11/26	at	Buffalo	45	21	263	46.7	3	22	3	1	6	59.8	W	35-25
12/03		New Orleans	31	18	197	58.1	0	27	2	2	6	50.1	L	17-31
12/10		N.Y. Jets	36	11	178	30.6	1	43	1	1	11	45.8	W	31-28
12/16	at	Pittsburgh	60	39	336	65.0	3	25	1	2	14	89.3	L	27-41
12/23	at	Indianapolis	37	17	186	45.9	1	31t	3	1	17	36.5	L	7-10
1995		**Season Totals**	**636**	**323**	**3507**	**50.8**	**13**	**47t**	**16**	**23**	**170**	**63.7**	**6-10**	

DREW BLEDSOE'S 1996 GAME-BY-GAME PASSING TOTALS

Date		Opponent	Att	Cmp	Yards	Pct	TD	Lg	Int	S	Yds	Rating	W/L	Score
09/01	at	Miami	38	19	221	50.0	1	29	2	4	21	54.8	L	10-24
09/08	at	Buffalo	46	21	210	45.7	1	37t	0	4	31	66.4	L	10-17
09/15		Arizona	35	21	221	60.0	3	23	0	2	5	107.0	W	31-0
09/22		Jacksonville	44	27	255	61.4	1	32	1	4	25	75.5	W	28-25
10/06	at	Baltimore	39	25	310	64.1	4	35	0	0	0	122.8	W	46-38
10/13		Washington	48	23	222	47.9	0	34	1	2	17	52.6	L	22-27
10/20	at	Indianapolis	24	14	142	58.3	1	24	0	0	0	89.2	W	27-9
10/27		Buffalo	45	32	373	71.1	1	42	0	2	15	103.3	W	28-25
11/03		Miami	41	30	419	73.2	3	84t	2	1	10	109.7	W	42-23
11/10	at	NY Jets	34	24	297	70.6	3	31	2	2	22	102.2	W	31-27
11/17		Denver	41	22	212	53.7	0	39	1	2	11	58.2	L	8-34
11/24		Indianapolis	30	21	242	70.0	2	28	0	2	8	116.3	W	27-13
12/01	at	San Diego	29	19	232	65.5	4	25	0	2	3	136.0	W	45-7
12/08		NY Jets	42	24	251	57.1	1	19	1	1	3	72.6	W	24-10
12/16	at	Dallas	40	20	178	50.0	0	29	3	0	0	31.0	L	6-12
12/21	at	NY Giants	47	31	301	66.0	2	38	2	2	19	80.2	W	23-22
1996		**Season Totals**	**623**	**373**	**4086**	**59.9**	**27**	**84t**	**15**	**30**	**190**	**83.7**	**11-5**	
01/05		Pittsburgh	24	14	164	58.3	1	53	2	2	15	58.3	W	28-3
01/12		Jacksonville	33	20	178	60.6	0	38	1	2	17	62.4	W	20-6
01/26		Green Bay	48	25	253	52.1	2	44	4	5	39	46.6	L	21-35
1996		**Playoff Totals**	**105**	**59**	**595**	**56.2**	**3**	**53**	**7**	**9**	**71**	**54.3**	**2-1**	

DREW BLEDSOE'S 1997 GAME-BY-GAME PASSING TOTALS

Date		Opponent	Att	Cmp	Yds	Pct	TD	Lg	Int	S	Yds	Rating	W/L	Score
08/31		San Diego	39	26	340	.667	4	40	0	0	0	128.2	W	41-7
09/07	at	Indianapolis	25	15	267	.600	4	64	0	1	7	149.9	W	31-6
09/14		NY Jets	34	16	162	.471	2	32	2	0	0	56.3	Wot	27-24
09/21		Chicago	37	24	301	.649	2	52	1	2	19	96.8	W	31-3
10/06	at	Denver	41	20	234	.488	1	44	1	3	23	64.5	L	13-34
10/12		Buffalo	27	14	181	.519	2	30	1	1	10	82.5	W	33-6
10/19	at	NY Jets	38	24	294	.632	2	67	1	3	27	93.5	L	19-24
10/27		Green Bay	36	20	268	.556	1	50	3	2	13	53.9	L	10-28
11/02	at	Minnesota	42	27	313	.643	2	76	1	3	20	92.7	L	18-23
11/09	at	Buffalo	22	15	200	.682	1	50	0	3	36	111.9	W	31-10
11/16	at	Tampa Bay	25	13	117	.520	0	21	2	5	58	31.6	L	7-27
11/23		Miami	26	15	207	.577	0	51	0	1	8	83.3	W	27-24
11/30		Indianapolis	33	20	204	.606	2	28	0	2	17	98.5	W	20-17
12/07	at	Jacksonville	35	26	234	.743	2	27	0	2	7	110.9	W	26-20
12/13		Pittsburgh	36	21	211	.583	3	49	2	0	0	79.7	Lot	21-24
12/22	at	Miami	26	18	173	.692	0	22	1	2	13	71.5	W	14-12
1997		**Season Totals**	**522**	**314**	**3706**	**.602**	**28**	**76**	**15**	**30**	**258**	**87.7**	**10-6**	
12/28		Miami	32	16	139	.500	1	24	0	3	19	72.3	W	17-3
01/03	at	Pittsburgh	44	23	264	.523	0	39	2	2	20	51.7	L	6-7
1997		**Playoff Totals**	**76**	**39**	**403**	**.513**	**1**	**39**	**2**	**5**	**39**	**60.4**	**1-1**	

ALL-TIME NFL SINGLE-SEASON PASSING LEADERS

Attempts

#	Player	Year
691	**Drew Bledsoe**	**1994**
655	Warren Moon	1991
636	**Drew Bledsoe**	**1995**
623	**Drew Bledsoe**	**1996**
623	Dan Marino	1986
615	Dan Marino	1994

Completions

#	Player	Year
404	Warren Moon	1991
400	**Drew Bledsoe**	**1994**
385	Dan Marino	1994
378	Dan Marino	1986
377	Warren Moon	1995
373	**Drew Bledsoe**	**1996**

TOP SINGLE-SEASON PASSING PERFORMANCES IN NFL HISTORY

	Yards	Player	Year	Att	Comp	Pct	TD	Int
1.	5,084	Dan Marino	1984	564	362	64.2	48	17
2.	4,802	Dan Fouts	1981	609	360	59.1	33	17
3.	4,746	Dan Marino	1986	623	378	60.7	44	23
4.	4,715	Dan Fouts	1980	589	348	59.1	30	24
5.	4,690	Warren Moon	1991	655	404	61.7	23	21
6.	4,689	Warren Moon	1990	584	362	62.0	33	13
7.	4,614	Neil Lomax	1984	560	345	61.6	28	16
8.	**4,555**	**Drew Bledsoe**	**1994**	**691**	**400**	**57.9**	**25**	**27**
9.	4,458	Lynn Dickey	1983	484	289	59.7	32	29
10.	4,453	Dan Marino	1994	615	385	62.6	30	17
11.	4,434	Dan Marino	1988	606	354	58.4	28	23
12.	4,413	Brett Favre	1995	570	359	63.0	38	13
13.	4,367	Mark Brunell	1996	557	353	63.4	19	20
14.	4,348	Bill Kenney	1983	603	346	57.4	24	18
15.	4,338	Scott Mitchell	1995	583	346	59.3	32	12
16.	4,318	Don Majkowski	1989	599	353	58.9	27	20
17.	4,310	Jim Everett	1989	518	304	58.7	29	17
18.	4,264	Warren Moon	1994	601	371	61.7	18	19
19.	4,228	Warren Moon	1995	606	377	62.2	33	14
20.	4,177	Vinny Testaverde	1996	549	325	59.2	33	19
21.	4,143	Jeff George	1995	557	336	60.3	24	11
22.	4,137	Dan Marino	1985	567	336	59.3	30	21
23.	4,132	Brian Sipe	1980	554	337	60.8	30	14
24.	4,116	Dan Marino	1992	554	330	59.6	24	16
25.	4,109	Jay Schroeder	1986	541	276	51.0	22	22
26.	**4,086**	**Drew Bledsoe**	**1996**	**623**	**373**	**59.9**	**27**	**15**

GAMES WITH MORE THAN 30 PASS COMPLETIONS

Date		Opponent	Att	Cmp	Yards	Pct	TD	Lg	Int	W/L	Score
11/13/94		Minnesota	70	45	426	64.3	3	31t	0	W	ot 26-20
12/16/95	at	Pittsburgh	60	39	336	65.0	3	25	1	L	27-41
10/27/96		Buffalo	45	32	373	71.1	1	42	0	W	28-25
09/04/94	at	Miami	51	32	421	62.7	4	62t	2	L	35-39
12/21/96	at	NY Giants	47	31	301	66.0	2	38	2	W	23-22
11/03/96		Miami	41	30	419	73.2	3	84t	2	W	42-23
09/18/94	at	Cincinnati	50	30	365	60.0	1	34t	2	W	31-28
09/03/95		Cleveland	47	30	302	63.8	0	32	0	W	17-14

GAMES WITH MORE THAN 50 PASS ATTEMPTS

Date		Opponent	Att	Cmp	Yards	Pct	TD	Lg	Int	W/L	Score
11/13/94		Minnesota	70	45	426	64.3	3	31t	0	W	ot 26-20
12/16/95	at	Pittsburgh	60	39	336	65.0	3	25	1	L	27-41
10/08/95		Denver	56	24	248	42.9	0	33	0	L	3-37
10/09/94		L.A. Raiders	55	23	321	41.8	2	26	3	L	17-21
10/02/94		Green Bay	53	29	334	54.7	2	37t	1	W	17-16
09/17/95	at	San Francisco	51	21	241	41.2	0	31	3	L	3-28
09/10/95		Miami	51	25	267	49.0	0	33	2	L	3-20
09/04/94	at	Miami	51	32	421	62.7	4	62t	2	L	35-39
09/18/94	at	Cincinnati	50	30	365	60.0	1	34t	2	W	31-28
01/01/95	at	Cleveland*	50	21	235	42.0	1	21	3	L	13-20

* Playoff Games

70% COMPLETION PERCENTAGE GAMES

Date		Opponent	Att	Cmp	Yards	Pct	TD	Lg	Int	W/L	Score
12/26/93		Indianapolis	11	9	143	81.8	2	30	0	W	38-0
12/07/97	at	Jacksonville	35	26	234	74.3	2	27	0	W	26-20
11/03/96		Miami	41	30	419	73.2	3	84t	2	W	42-23
11/27/94	at	Indianapolis	36	26	271	72.2	0	37	1	W	12-10
10/27/96		Buffalo	45	32	373	71.1	1	42	0	W	28-25
12/18/94	at	Buffalo	31	22	276	71.0	3	34	0	W	41-17
11/10/96	at	NY Jets	34	24	297	70.6	3	31	2	W	31-27
11/24/96		Indianapolis	30	21	242	70.0	2	28	0	W	27-13

300-YARD GAMES

Date		Opponent	Att	Cmp	Yards	Pct	TD	Lg	Int	W/L	Score
11/13/94		Minnesota	70	45	426	64.3	3	31t	0	W	26-20 (OT)
09/04/94	at	Miami	51	32	421	62.7	4	62t	2	L	35-39
11/03/96		Miami	41	30	419	73.2	3	84t	2	W	42-23
09/11/94		Buffalo	42	26	380	61.9	3	32	2	L	35-38
10/27/96		Buffalo	45	32	373	71.1	1	42	0	W	28-25
09/18/94	at	Cincinnati	50	30	365	60.0	1	34t	2	W	31-28
08/31/97		San Diego	39	26	340	66.7	4	40	0	W	41-7
12/16/95	at	Pittsburgh	60	39	336	65.0	3	25	1	L	27-41
10/02/94		Green Bay	53	29	334	54.7	2	37t	1	W	17-16
01/02/93		Miami	43	27	329	62.8	4	42	1	W	33-27(OT)
10/09/94		L.A. Raiders	55	23	321	41.8	2	26	3	L	17-21
11/02/97	at	Minnesota	42	27	313	64.3	2	76	1	L	18-23
10/06/96	at	Baltimore	39	25	310	64.1	4	35	0	W	46-38
09/03/95		Cleveland	47	30	302	63.8	0	32	0	W	17-14
09/21/97		Chicago	37	24	301	64.9	2	52t	1	W	31-3
12/21/96	at	NY Giants	47	31	301	66.0	2	38	2	W	23-22

3+ TOUCHDOWN GAMES

Date		Opponent	Att	Cmp	Yards	Pct	TD	Lg	Int	W/L	Score
09/07/97	at	Indianapolis	25	15	267	60.0	4	64	0	W	31-6
08/31/97		San Diego	39	26	340	66.7	4	40	0	W	41-7
12/01/96	at	San Diego	29	19	232	65.5	4	25	0	W	45- 7
10/06/96	at	Baltimore	39	25	310	64.1	4	35	0	W	46-38
09/04/94	at	Miami	51	32	421	62.7	4	62t	2	L	35-39
01/02/94		Miami	43	27	329	62.8	4	42	1	W	ot 33-27
12/13/97		Pittsburgh	36	21	211	58.3	3	49	2	L	ot 21-24
11/10/96	at	NY Jets	34	24	297	70.6	3	31	2	W	31-27
11/03/96		Miami	41	30	419	73.2	3	84t	2	W	42-23
12/18/94	at	Buffalo	31	22	276	71.0	3	34	0	W	41-17
12/16/95	at	Pittsburgh	60	39	336	65.0	3	25	1	L	27-41
11/26/95	at	Buffalo	45	21	263	46.7	3	22	3	W	35-25
11/13/94		Minnesota	70	45	426	64.3	3	31t	0	W	ot 26-20
09/11/94		Buffalo	42	26	380	61.9	3	32	2	L	35-38

NO INTERCEPTION & NO SACK GAMES

Date		Opponent	Att	Cmp	Yards	Pct	TD	Lg	Int	W/L	Score
08/31/97		San Diego	39	26	340	66.7	4	40	0	W	41-7
10/20/96	at	Indianapolis	24	14	142	58.3	1	24	0	W	27-9
10/06/96	at	Baltimore	39	25	310	64.1	4	35	0	W	46-38
11/05/95	at	N.Y. Jets	27	13	173	48.1	0	35	0	W	20-7
10/29/95		Carolina	44	22	228	50.0	0	21	0	L	17-20 (OT)
10/23/95		Buffalo	40	23	262	57.5	1	35	0	W	27-14
09/03/95		Cleveland	47	30	302	63.8	0	32	0	W	17-14
12/18/94	at	Buffalo	31	22	276	71.0	3	34	0	W	41-17
11/13/94		Minnesota	70	45	426	64.3	3	31t	0	W	26-20 (OT)
12/26/93		Indianapolis	11	9	143	81.8	2	30	0	W	38-0
12/12/93		Cincinnati	22	11	106	50.0	1	18	0	W	7-2

Note: Patriots are 22-5 in games Bledsoe is not intercepted and 14-5 in games he has not been sacked.

GAMES WITH LESS THAN 25 PASS ATTEMPTS

Date		Opponent	Att	Cmp	Yards	Pct	TD	Lg	Int	W/L	Score
12/26/93		Indianapolis	11	9	143	81.8	2	30	0	W	38-0
11/07/93		Buffalo*	16	8	96	50.0	0	26	0	L	ot 10-13
10/10/93	at	Phoenix*	17	8	85	47.1	1	20	0	W	23-21
11/28/93		NY Jets	18	10	134	55.6	0	24	1	L	0-6
11/09/97	at	Buffalo	22	15	200	68.2	1	50	0	W	31-10
12/12/93		Cincinnati	22	11	106	50.0	1	18	0	W	7-2
10/20/96	at	Indianapolis	24	14	142	58.3	1	24	0	W	27-9
01/05/97		Pittsburgh	24	14	164	58.3	1	53	2	W	28-3

* played just one half

THE RATING GAME

The Patriots are 15-0 when Drew Bledsoe has a quarterback rating above 100.0 in a game. Eleven of those 15 games have come in the last two years.

Date	Opponent	Att	Comp.	Yds	TD	Int	Rating	Score
12/26/93	Indianapolis	11	9	143	2	0	185.0	38- 0
09/07/97	at Indianapolis	25	15	267	4	0	149.9	31- 6
12/01/96	at San Diego	29	19	232	4	0	136.0	45- 7
12/18/94	at Buffalo	31	22	276	3	0	130.6	41-17
08/31/97	San Diego	39	26	340	4	0	128.2	41-7
10/06/96	at Baltimore	39	25	310	4	0	122.8	46-38
11/24/96	Indianapolis	30	21	242	2	0	116.3	27-13
11/09/97	at Buffalo	22	15	200	1	0	111.9	31-10
12/07/97	at Jacksonville	35	26	234	2	0	110.9	26-20
11/12/95	at Miami	25	14	209	2	0	110.3	34-17
11/03/96	Miami	41	30	419	3	2	109.7	42-23
01/02/94	Miami	43	27	329	4	1	107.6	33-27
09/15/96	Arizona	35	21	221	3	0	107.0	31- 0
10/27/96	Buffalo	45	32	373	1	0	103.3	28-25
11/10/96	at NY Jets	34	24	297	3	2	102.2	31-27

GAMES WITH LESS THAN 15 PASS COMPLETIONS

Date		Opponent	Att	Cmp	Yards	Pct	TD	Lg	Int	W/L	Score
11/07/93		Buffalo*	16	8	96	50.0	0	26	0	L	ot 10-13
10/10/93	at	Phoenix*	17	8	85	47.1	1	20	0	W	23-21
12/26/93		Indianapolis	11	9	143	81.8	2	30	0	W	38-0
11/28/93		NY Jets	18	10	134	55.6	0	24	1	L	0-6
12/10/95		NY Jets	36	11	178	30.6	1	43	1	W	31-28
12/12/93		Cincinnati	22	11	106	50.0	1	18	0	W	7-2
11/05/95	at	NY Jets	27	13	173	48.1	0	35	0	W	20-7
11/16/97	at	Tampa Bay	25	13	117	52.0	0	21	2	L	7-27
10/12/97		Buffalo	27	14	181	51.9	2	30	1	W	33-6
01/05/97		Pittsburgh	24	14	164	58.3	1	53	2	W	28-3
10/20/96	at	Indianapolis	24	14	142	58.3	1	24	0	W	27-9
11/12/95	at	Miami	25	14	209	56.0	2	47t	0	W	34-17
09/05/93	at	Buffalo	30	14	148	46.7	2	54t	1	L	14-38

* played just one half

GAMES WITH COMPLETION PERCENTAGE UNDER 45%

Date		Opponent	Att	Cmp	Yards	Pct	TD	Lg	Int	W/L	Score
12/10/95		NY Jets	36	11	178	30.6	1	43	1	W	31-28
12/05/93	at	Pittsburgh	48	18	296	37.5	1	48	5	L	14-17
12/19/93	at	Cleveland	47	19	210	40.4	1	24	1	W	20-17
09/17/95	at	San Francisco	51	21	241	41.2	0	31	3	L	3-28
10/09/94		L.A. Raiders	55	23	321	41.8	2	26	3	L	17-21
01/01/95	at	Cleveland	50	21	235	42.0	1	21	3	L	13-20
10/08/95		Denver	56	24	248	42.9	0	33	0	L	3-37

GAMES WITH LESS THAN 150 YARDS PASSING

Date		Opponent	Att	Cmp	Yards	Pct	TD	Lg	Int	W/L	Score
10/10/93	at	Phoenix*	17	8	85	47.1	1	20	0	W	23-21
11/07/93		Buffalo*	16	8	96	50.0	0	26	0	L	ot 10-13
12/12/93		Cincinnati	22	11	106	50.0	1	18	0	W	7-2
11/16/97	at	Tampa Bay	25	13	117	52.0	0	21	2	L	7-27
10/30/94		Miami	33	16	125	48.5	0	15	3	L	3-23
11/28/93		NY Jets	18	10	134	55.6	0	24	1	L	0-6
12/28/97		Miami	32	16	139	50.0	1	24	0	W	17-3
10/20/96	at	Indianapolis	24	14	142	58.3	1	24	0	W	27-9
12/26/93		Indianapolis	11	9	143	81.8	2	30	0	W	38-0
09/05/93	at	Buffalo	30	14	148	46.7	2	54t	1	L	14-38

* played just one half

NO PEER PRESSURE

In the 28 years since the 1970 AFL-NFL merger, only nine quarterbacks have been selected first overall in the annual NFL draft. Bledsoe was the eighth to join that elite class in 1993. Below is a comparison of how each of the quarterbacks fared in their first five years. They are listed in order of total passing yards:

Quarterback	Years	G	Att	Comp	Pct	Yards	TD	Int	Rating
Drew Bledsoe	**1993-97**	**76**	**2901**	**1624**	**56.0**	**18348**	**108**	**88**	**74.9**
John Elway	1983-87	70	2158	1168	54.1	14835	85	77	74.1
Troy Aikman	1989-93	68	1920	1191	62.0	13627	69	66	81.0
Jeff George	1990-94	68	2056	1196	58.2	13258	65	64	75.0
Vinny Testaverde	1987-91	62	1802	920	51.1	12266	63	96	62.4
Jim Plunkett	1971-75	61	1503	729	48.5	9932	62	87	59.7
Steve Bartkowski	1975-79	52	1260	627	49.8	8102	47	75	58.0
Terry Bradshaw	1970-74	59	1227	589	48.0	7524	48	81	53.2

DREW BLEDSOE'S SINGLE GAME PERFORMANCES VS. NFL OPPONENTS

Date	Opponent	Att	Cmp	Yards	Pct	TD	Lg	Int	W/L	Score
10/01/95	at Atlanta				Inactive				L	17-30
10/06/96	at Baltimore	39	25	310	64.1	4	35	0	W	46-38
10/29/95	Carolina	44	22	228	50.0	0	21	0	L	ot 17-20
12/15/96	at Dallas	40	20	178	50.0	0	29	3	L	06-12
10/17/93	Houston				Inactive				L	14-28
10/15/95	at Kansas City	47	25	237	53.2	2	22t	1	L	26-31
10/09/94	L.A. Raiders	55	23	321	41.8	2	26	3	L	17-21
12/03/95	New Orleans	31	18	197	58.1	0	27	2	L	17-31
12/21/96	at NY Giants	47	31	301	66.0	2	38	2	W	23-22
09/17/95	at San Francisco	51	21	241	41.2	0	31	3	L	03-28
09/19/93	Seattle	44	20	238	45.5	1	25	2	L	14-17
11/16/97	at Tampa Bay	25	13	117	52.0	0	21	2	L	7-27
10/13/96	Washington	48	23	222	47.9	0	34	1	L	22-27

Teams Bledsoe has yet to compete against: Atlanta, Nashville, Philadelphia and St. Louis.

DREW BLEDSOE'S MULTIPLE GAME PERFORMANCES VS. NFL OPPONENTS

Date	Opponent	Att	Cmp	Yards	Pct	TD	Lg	Int	W/L	Score
10/10/93	at Phoenix*	17	8	85	47.1	1	20	0	W	23-21
09/15/96	Arizona	35	21	221	60.0	3	23	0	W	31-0
2-Game Totals		**52**	**29**	**306**	**55.8**	**4**	**23**	**0**		**2-0**

* missed second half due to injury

Date	Opponent	Att	Cmp	Yards	Pct	TD	Lg	Int	W/L	Score
12/24/94	at Chicago	38	23	277	60.5	1	37	1	W	13-3
09/21/97	Chicago	37	24	301	64.9	2	52	1	W	31-3
2-Game Totals		**75**	**47**	**578**	**62.7**	**3**	**52**	**2**		**2-0**

Date	Opponent	Att	Cmp	Yards	Pct	TD	Lg	Int	W/L	Score
12/12/93	Cincinnati	22	11	106	50.0	1	18	0	W	7- 2
09/18/94	at Cincinnati	50	30	365	60.0	1	34t	2	W	31-28
2-Game Totals		**72**	**41**	**471**	**56.9**	**2**	**34t**	**2**		**2-0**

Date	Opponent	Att	Cmp	Yards	Pct	TD	Lg	Int	W/L	Score
09/03/95	Cleveland	47	30	302	63.8	0	32	0	W	17-14
11/06/94	at Cleveland	43	20	166	46.5	0	20	4	L	6-13
12/19/93	at Cleveland	47	19	210	40.4	1	24	1	W	20-17
01/01/95	at Cleveland+	50	21	235	42.0	1	21	3	L	13-20
4-Game Totals		**187**	**90**	**913**	**48.1**	**2**	**32**	**8**		**2-2**

\+ playoff game

Date	Opponent	Att	Cmp	Yards	Pct	TD	Lg	Int	W/L	Score
10/08/95	Denver	56	24	248	42.9	0	33	0	L	3-37
11/17/96	Denver	41	22	212	53.7	0	39	1	L	8-34
10/06/97	at Denver	41	20	234	48.8	1	44	1	L	13-34
3-Game Totals		**138**	**66**	**694**	**47.8**	**1**	**44**	**2**		**0-3**

Date	Opponent	Att	Cmp	Yards	Pct	TD	Lg	Int	W/L	Score
09/25/94	at Detroit	33	21	251	63.6	1	43	0	W	23-17
09/12/93	Detroit	49	28	239	57.1	1	38	1	L	16-19 (OT)
2-Game Totals		**82**	**49**	**490**	**59.8**	**2**	**43**	**1**		**1-1**

Date	Opponent	Att	Cmp	Yards	Pct	TD	Lg	Int	W/L	Score
10/02/94	Green Bay	53	29	334	54.7	2	37t	1	W	17-16
01/26/96	Green Bay+	48	25	253	52.1	2	44	4	L	21-35
10/27/97	Green Bay	36	20	268	55.6	1	50	3	L	10-28
3-Game Totals		**137**	**74**	**855**	**54.0**	**5**	**50**	**8**		**1-2**

\+ Super Bowl

Date	Opponent	Att	Cmp	Yards	Pct	TD	Lg	Int	W/L	Score
09/22/96	Jacksonville	44	27	255	61.4	1	32	1	W	28-25(OT)
01/12/96	Jacksonville+	33	20	178	60.6	0	38	1	W	20- 6
12/07/97	at Jacksonville	35	26	234	74.3	2	27	0	W	26-20
3-Game Totals		**112**	**73**	**667**	**65.2**	**3**	**38**	**2**		**3-0**

\+ playoff game

Date	Opponent	Att	Cmp	Yards	Pct	TD	Lg	Int	W/L	Score
11/13/94	Minnesota	70	45	426	64.3	3	31t	0	W	26-20 (OT)
11/02/97	at Minnesota	42	27	313	64.3	2	76	1	L	18-23
2-Game Totals		**112**	**72**	**739**	**64.3**	**5**	**76**	**1**		**1-1**

Date	Opponent	Att	Cmp	Yards	Pct	TD	Lg	Int	W/L	Score
12/05/93	at Pittsburgh	48	18	296	37.5	1	48	5	L	14-17
12/16/95	at Pittsburgh	60	39	336	65.0	3	25	1	L	27-41
01/05/97	Pittsburgh+	24	14	164	58.3	1	53	2	W	28- 3
1/3/98	at Pittsburgh	44	23	264	52.3	0	39	2	L	6-7
12/13/97	Pittsburgh+	36	21	211	58.3	3	49	2	L	21-24 (OT)
5-Game Totals		**212**	**115**	**1271**	**54.2**	**8**	**53**	**12**		**1-4**

\+ playoff games

Date	Opponent	Att	Cmp	Yards	Pct	TD	Lg	Int	W/L	Score
11/20/94	San Diego	36	21	224	58.3	1	27t	2	W	23-17
12/01/96	at San Diego	29	19	232	65.5	4	25	0	W	45- 7
08/31/97	San Diego	39	26	340	66.7	4	40	0	W	41-7
3-Game Totals		**104**	**66**	**796**	**63.5**	**9**	**40**	**2**		**3-0**

DREW BLEDSOE'S GAME-BY-GAME VS. THE AFC EAST

BUFFALO BILLS (6-4)

Date	Opponent	Att	Cmp	Yards	Pct	TD	Lg	Int	W/L	Score
09/05/93	at Buffalo	30	14	148	46.7	2	54t	1	L	14-38
11/07/93	Buffalo	16	8	96	50.0	0	26	0	L	ot 10-13
09/11/94	Buffalo	42	26	380	61.9	3	32	2	L	35-38
12/18/94	at Buffalo	31	22	276	71.0	3	34	0	W	41-17
10/23/95	Buffalo	40	23	262	57.5	1	35	0	W	27-14
11/26/95	at Buffalo	45	21	263	46.7	3	22	3	W	35-25
09/08/96	at Buffalo	46	21	210	45.7	1	37t	0	L	10-17
10/27/96	Buffalo	45	32	373	71.1	1	42	0	W	28-25
10/12/97	Buffalo	27	14	181	51.9	2	30	1	W	33-6
11/09/97	at Buffalo	22	15	200	68.2	1	50	0	W	31-10
10-Game Totals		**344**	**196**	**2389**	**57.0**	**17**	**54t**	**7**	**6-4**	
Average Per Game		**34**	**20**	**239**	—	**2**	—	**1**	—	

INDIANAPOLIS COLTS (7-2)

Date	Opponent	Att	Cmp	Yards	Pct	TD	Lg	Int	W/L	Score
12/26/93	Indianapolis	11	9	143	81.8	2	30	0	W	38-0
11/27/94	at Indianapolis	36	26	271	72.2	0	37	1	W	12-10
12/11/94	Indianapolis	45	25	277	55.6	2	43	4	W	28-18
11/19/95	Indianapolis	39	20	180	51.3	0	19	0	L	10-24
12/23/95	at Indianapolis	37	17	186	45.9	1	31t	3	L	7-10
10/20/96	at Indianapolis	24	14	142	58.3	1	24	0	W	27-9
11/24/96	Indianapolis	30	21	242	70.0	2	28	0	W	27-13
09/07/97	at Indianapolis	25	15	267	60.0	4	64	0	W	31-6
11/30/97	Indianapolis	33	20	204	60.6	2	28	0	W	20-17
9-Game Totals		**280**	**167**	**1912**	**59.6**	**14**	**64**	**8**	**7-2**	
Average Per Game		**31**	**19**	**212**	—	**2**	-	**1**	-	

MIAMI DOLPHINS (6-5)

Date	Opponent	Att	Cmp	Yards	Pct	TD	Lg	Int	W/L	Score
11/21/93	at Miami	42	23	275	54.8	1	40t	1	L	13-17
01/02/94	Miami	43	27	329	62.8	4	42	1	W	33-27
09/04/94	at Miami	51	32	421	62.7	4	62t	2	L	35-39
10/30/94	Miami	33	16	125	48.5	0	15	3	L	3-23
09/10/95	Miami	51	25	267	49.0	0	33	2	L	3-20
11/12/95	at Miami	25	14	209	56.0	2	47t	0	W	34-17
09/01/96	at Miami	38	19	221	50.0	1	29	2	L	10-24
11/03/96	Miami	41	30	419	73.2	3	84t	2	W	42-23
11/23/97	Miami	26	15	207	57.7	0	51	0	W	27-24
12/22/97	at Miami	26	18	173	69.2	0	22	1	W	14-12
12/28/97	Miami+	32	16	139	50.0	1	24	0	W	17-3
11-Game Totals		**408**	**235**	**2785**	**57.6**	**16**	**84t**	**14**	**6-5**	
Average Per Game		**37**	**21**	**253**	—	**1**	-	**1**	-	

+ playoff game

NEW YORK JETS (6-4)

Date	Opponent	Att	Cmp	Yards	Pct	TD	Lg	Int	W/L	Score
09/26/93	at N.Y. Jets	42	19	195	45.2	0	44	2	L	7-45
11/28/93	N.Y. Jets	18	10	134	55.6	0	24	1	L	0-6
10/16/94	at N.Y. Jets	41	22	242	53.7	1	39	1	L	17-24
12/04/94	N.Y. Jets	34	19	199	55.9	1	20	1	W	24-13
11/05/95	at N.Y. Jets	27	13	173	48.1	0	35	0	W	20- 7
12/10/95	N.Y. Jets	36	11	178	30.6	1	43	1	W	31-28
11/10/96	at N.Y. Jets	34	24	297	70.6	3	31	2	W	31-27
12/08/96	N.Y. Jets	42	24	251	57.1	1	19	1	W	34-10
09/14/97	N.Y. Jets	34	16	162	47.1	2	32	2	W	ot 27-24
10/19/97	at N.Y. Jets	38	24	294	63.2	2	67	1	L	19-24
10-Game Totals		**346**	**182**	**2125**	**51.8**	**11**	**67**	**12**	**6-4**	
Average Per Game		**35**	**18**	**213**	—	**1**	-	**1**	-	

DREW BLEDSOE'S MISCELLANEOUS CAREER PASSING TOTALS

Home & Away

	G	Att	Comp	Yards	Pct	TD	Lg	Int	Sack	W-L
Home	39	1509	846	9502	56.1	52	84t	41	51-349	23-16
Away	37	1392	778	8846	55.9	56	76	47	70-507	19-18

By Division

Division	G	Att	Comp	Yards	Pct.	TD	Lg	Int	S-Yds	W-L
AFC East	39	1346	764	9072	56.8	57	84t	41	59-427	24-15
AFC Central	11	471	266	2791	56.5	17	49	16	11-60	7-4
AFC West	9	388	200	2286	51.5	15	44	10	18-122	3-6
AFC Totals	59	2205	1230	14149	55.8	89	84t	67	88-609	34-25
NFC East	6	231	125	1235	54.1	6	38	6	8-59	3-3
NFC Central	9	383	230	2526	60.1	13	76	10	19-160	5-4
NFC West	2	82	39	438	47.6	0	31	5	6-28	0-2
NFC Totals	17	696	394	4199	56.6	19	76	21	23-247	8-9

By Month

Month	G	Att	Comp	Yards	Pct	TD	Lg	Int	S-Yds	W-L
August	1	39	26	340	66.7	4	40	0	0-0	1-0
September	18	749	409	4684	54.6	27	64	23	36-213	8-10
October	17	684	364	4106	53.2	21	67	16	30-241	7-10
November	20	691	408	4628	59.0	23	84t	20	36-280	12-8
December	19	695	390	4261	56.1	29	49	28	19-122	13-6
January	1	43	27	329	62.8	4	42	1	0-0	1-0

YOUNGEST PRO BOWL QUARTERBACKS

Although Dan Marino holds the distinction of being the youngest quarterback selected to the Pro Bowl, Drew Bledsoe is the youngest quarterback to have actually played in a Pro Bowl. Marino, who was voted to start for the AFC squad as a rookie following the 1983 season, missed the game due to a knee injury. The 10 youngest quarterbacks selected to play in the Pro Bowl are listed below. The year represents the year of the Pro Bowl game, not of the previously concluded season.

Quarterback, Team	Year	Age
Dan Marino, Miami*	1984	22 yrs., 4 months, 14 days
Drew Bledsoe, Patriots	**1995**	**22 yrs., 11 months, 22 days**
Brett Favre, Green Bay	1993	23 yrs., 3 months, 28 days
Dan Marino, Miami	1985	23 yrs., 4 months, 12 days
Bernie Kosar, Cleveland#	1988	24 yrs., 2 months, 13 days
Brett Favre, Green Bay	1994	24 yrs., 3 months, 27 days
Mike Boryla, Philadelphia	1976	24 yrs., 10 months, 20 days
Pat Haden, L.A. Rams	1978	25 years to the date
Greg Landry, Detroit	1972	25 yrs., 1 month, 5 days
Ken O'Brien, N.Y. Jets	1986	25 yrs., 2 months, 6 days

* did not play due to an injury

\# named to squad by AFC coaching staff as a "need" player

DREW BLEDSOE'S LONGEST COMPLETIONS

In his first four years in the league, Bledsoe completed four passes of 50 yards or more. In 1997 alone, Bledsoe completed seven passes of 50 yards or more. His career completions of 35 yards or more are listed below.

Distance	Receiver	Opponent	Date
84 td	Ben Coates	Miami	11/03/96
76	Shawn Jefferson	at Minnesota	11/02/97
67	Troy Brown	at N.Y. Jets	10/19/97
64	Shawn Jefferson	at Indianapolis	09/07/97
62 td	Ben Coates	at Miami	09/04/94
54 td	Ben Coates	at Buffalo	09/05/93
53 td	Terry Glenn	Pittsburgh	01/05/97
52 td	Troy Brown	Chicago	09/21/97
51	Keith Byars	Miami	11/23/97
50	Troy Brown	at Buffalo	11/09/97
50	Terry Glenn	Green Bay	10/27/97
49 td	David Meggett	Pittsburgh	12/13/97
49	Terry Glenn	Green Bay	10/27/97
48	Michael Timpson	at Pittsburgh	12/05/93
47 td	Vincent Brisby	at Miami	11/12/95
44	Keith Byars	Denver	10/06/97
44	Ray Crittenden	at N.Y. Jets	09/26/93
43	Vincent Brisby	N.Y. Jets	12/10/95
43	Vincent Brisby	Indianapolis	12/11/94
43	Vincent Brisby	at Detroit	09/25/94
42	Shawn Jefferson	Buffalo	10/27/96
42	Ben Coates	Miami	01/02/94
41	Curtis Martin	Miami	11/03/96
40	Terry Glenn	at Buffalo	11/09/97
40	Terry Glenn	San Diego	08/31/97
40 td	Ray Crittenden	at Miami	11/21/93
39	Shawn Jefferson	Denver	11/17/96
39	Ben Coates	at N.Y. Jets	10/16/94
38	Shawn Jefferson	Jacksonville	01/12/97
38	Leonard Russell	Detroit	09/12/93
37 td	Terry Glenn	at Buffalo	09/08/96
37 td	Hason Graham	N.Y. Jets	12/10/95
37	Michael Timpson	at Chicago	12/24/94
37	Ben Coates	Indianapolis	12/11/94
37	Michael Timpson	at Indianapolis	11/27/94
37 td	Vincent Brisby	Green Bay	10/02/94
36 td	Michael Timpson	Miami	01/02/94
35	Ben Coates	San Diego	08/31/97
35	Shawn Jefferson	San Diego	08/31/97
35 td	Shawn Jefferson	at Baltimore	10/06/96
35	Vincent Brisby	at N.Y. Jets	11/05/95
35	Ben Coates	Buffalo	10/23/95

DREW BLEDSOE'S CAREER RECORD AS A STARTER WHEN ...

Including Playoff Games

Overall:	45-37
Home:	26-16
Away:	19-20
Neutral:	0-1
On Grass:	34-25
On Turf:	11-12
Indoor:	4-3
Outdoor:	41-34
vs. AFC:	37-27
vs. NFC:	8-10
vs. Playoff Teams:	18-24

Pass Attempts

Less than 20:	2-2
20-29 attempts:	11-1
30-39 attempts:	18-9
40-49 attempts:	11-18
50 or more:	3-7

Completions

Less Than 10:	2-1
10-19 completions:	16-9
20-29 completions:	21-25
30 or more:	6-2

Yards

Less Than 200:	13-11
200-299 yards:	21-21
300-399 yards:	9-4
400 or more:	2-1

Touchdowns

None:	6-16
1 touchdown:	7-11
2 touchdowns:	11-6
3 or more:	11-4

Interceptions

None:	3-5
1 interception:	13-12
2 interceptions:	7-10
3 or more:	2-10

Sacks

None:	14-5
1 sack:	12-5
2 sacks:	16-13
3 or more sacks:	3-14

DREW BLEDSOE'S TOUCHDOWN TARGETS

Drew Bledsoe's 108 career touchdown passes have been distributed to 19 different receivers. Of those, Ben Coates has been on the receiving end of 37 touchdown passes.

Pos	Receiver	TDs
TE	Ben Coates	37
WR	Vincent Brisby	12
WR	Terry Glenn	8
WR	Shawn Jefferson	6
WR	Troy Brown	5
RB	Curtis Martin	5
FB	Sam Gash	5
FB	Keith Byars	5
WR	Michael Timpson	5
RB	Leroy Thompson	5
WR	Ray Crittenden	4
FB	Kevin Turner	3
WR	Hason Graham	2
TE	Lovett Purnell	1
TE	Mike Bartrum	1
WR	Will Moore	1
TE	Marv Cook	1
WR	Greg McMurtry	1
RB	David Meggett	1

NOW THERE'S A FIRST

Drew Bledsoe's career firsts are listed below:

NFL Start	9/593 at Buffalo (Season Opener)
Attempt	9/5/93 at Buffalo (Incomplete - L. Russell)
Completion	9/5/93 at Buffalo (Sam Gash 7 yards)
Touchdown Pass	9/5/93 at Buffalo (Ben Coates 54 yards)
2 Touchdown Game	9/5/93 at Buffalo (30-14-148-2 tds-1 int)
3 Touchdown Game	1/2/94 vs. Miami (43-27-329-4 tds-1 int)
4 Touchdown Game	1/2/94 vs. Miami (43-27-329-4 tds-1 int)
Interception	9/5/93 at Buffalo (J. Williams 6-yard return)
2 Interception Game	9/19/93 vs. Seattle (44-20-238-1 td-2 ints)
3 Interception Game	12/5/93 at Pittsburgh (48-18-296-1 td-5 ints)
Sack	9/5/93 at Buffalo (C. Bennett 6-yard loss)
2 Sack Game	9/5/93 at Buffalo (3 for 13 yards)
200-yard game	9/12/93 vs. Detroit (28-24-239-1 td-1 int)
300-yard game	1/2/94 vs. Miami (43-27-329-4 tds-1 int)
400-yard game	9/4/94 at Miami (51-32-421-4 tds-2 ints)
Rush	9/5/93 at Buffalo (6 yards)
Touchdown Run	none

NFL ALL-TIME PASSING LEADERS AND THEIR 5-YEAR COMPARISONS

Statistically, Drew Bledsoe is off to one of the fastest starts in NFL history. Among the NFL's all-time top 10 passing leaders, only Dan Marino passed for more yards in his first five years than Drew Bledsoe. The NFL's all-time passing leaders (by yards) and their totals after five years are listed below:

Top-10 All-Time Passing Leaders

Rk	Quarterback	Yards
1	Dan Marino*	55,416
2	John Elway*	48,669
3	Warren Moon*	47,465
4	Fran Tarkenton	47,003
5	Dan Fouts	43,040
6	Joe Montana	40,551
7	Johnny Unitas	40,239
8	Dave Krieg*	37,948
9	Boomer Esiason	37,920
10	Jim Kelly	35,467

* indicates active players

5-Year Passing Comparisons

Quarterback	Yards
Dan Marino*	19,422
Drew Bledsoe*	**18,348**
Jim Kelly	15,730
John Elway*	14,835
Boomer Esiason	14,825
Warren Moon*	14,669
Johnny Unitas	12,053
Fran Tarkenton	12,018
Joe Montana	11,979
Dan Fouts	7,658
Dave Krieg*	7,154

PATRIOTS ALL-TIME PASSING LEADERS

Att	Player	Years
3,593	Steve Grogan	1975-90
2,901	**Drew Bledsoe**	**1993-97**
2,413	Vito Parilli	1961-67
1,503	Jim Plunkett	1971-75
1,500	Tony Eason	1983-89

Comp	Player	Years
1,879	Steve Grogan	1975-90
1,624	**Drew Bledsoe**	**1993-97**
1,140	Vito Parilli	1961-67
876	Tony Eason	1983-89
729	Jim Plunkett	1971-75

Yards	Player	Years
26,886	Steve Grogan	1975-90
18,348	**Drew Bledsoe**	**1993-97**
16,747	Vito Parilli	1961-67
10,732	Tony Eason	1983-89
9,932	Jim Plunkett	1971-75

TDs	Player	Years
182	Steve Grogan	1975-90
132	Vito Parilli	1961-67
108	**Drew Bledsoe**	**1993-97**
62	Jim Plunkett	1971-75
60	Tony Eason	1983-89

PATRIOTS' ALL-TIME LEADING PASSERS

Bledsoe became only the second Patriot to eclipse the 18,000-yard passing plateau, finishing his fifth NFL season with a total of 18,348 yards. He ranks second on the Patriots' all-time list behind Steve Grogan who has 26,886 yards. The Patriots' top five career passing leaders (based on passing yards) are listed below:

Passing	Year	Att	Comp	Yards	Pct	TD	Int	Rating
1. Steve Grogan	1975-90	3,593	1,879	26,886	52.2	182	208	69.6
2. Drew Bledsoe	**1993-97**	**2,901**	**1,624**	**18,348**	**55.9**	**108**	**89**	**74.4**
3. Babe Parilli	1961-67	2,413	1,140	16,747	47.2	132	138	64.8
4. Tony Eason	1983-89	1,500	876	10,732	58.4	60	48	80.6
5. Jim Plunkett	1971-75	1,503	729	9,932	48.5	62	87	59.7

PATRIOTS SINGLE-SEASON PASSING LEADERS

The Patriots' top single-season passing performances are listed below:

Attempts

Att.	Player	Year
691	**Drew Bledsoe**	**1994**
636	**Drew Bledsoe**	**1995**
626	**Drew Bledsoe**	**1996**
522	**Drew Bledsoe**	**1997**
473	Babe Parilli	1964
448	Tony Eason	1986
431	Tony Eason	1984
429	**Drew Bledsoe**	**1993**
426	Babe Parilli	1965

Completions

Comp.	Player	Year
400	**Drew Bledsoe**	**1994**
373	**Drew Bledsoe**	**1996**
323	**Drew Bledsoe**	**1995**
314	**Drew Bledsoe**	**1997**
276	Tony Eason	1986
259	Tony Eason	1984
246	Hugh Millen	1991
228	Babe Parilli	1964
214	**Drew Bledsoe**	**1993**

Yards

Yards	Player	Year
4,555	**Drew Bledsoe**	**1994**
4,086	**Drew Bledsoe**	**1996**
3,706	**Drew Bledsoe**	**1997**
3,507	**Drew Bledsoe**	**1995**
3,465	Babe Parilli	1964
3,328	Tony Eason	1986

Touchdowns

TDs	Player	Year
31	Babe Parilli	1964
28	**Drew Bledsoe**	**1997**
28	Steve Grogan	1979
27	**Drew Bledsoe**	**1994**
25	**Drew Bledsoe**	**1994**
23	Tony Eason	1984

4TH QUARTER COMEBACKS

Date	Opponent	Deficit	Att	Cmp	Yds	Td	Int	Final
12/19/93	at Cleveland	13-17	12	4	38	0	1	20-17
01/02/94	Miami	20-24	18	12	170	2	1	ot 33-27*
10/02/94	Green Bay	14-16	18	8	94	1	0	17-16*
11/13/94	Minnesota	17-20	33	24	227	2	0	ot 26-20 *
11/27/94	at Indianapolis	9-10	8	7	56	0	0	12-10
09/03/95	Cleveland	6-14	17	10	108	0	0	14-17*
11/26/95	at Buffalo	13-25	11	7	71	2	0	25-35*
12/10/95	N.Y. Jets	17-21	3	1	4	0	0	31-28
11/10/96	N.Y. Jets	17-24	11	13	115	2	0	31-27
12/21/96	N.Y. Giants	3-22	12	18	156	2	0	22-23*

*** indicates overcoming a deficit with less than two minutes remaining in the game.**



82 VINCENT BRISBY WR

career GP/GS

	Season	Playoffs
1993	16/12	—
1994	14/11	1/1
1995	16/16	—
1996	3/0	3/0
1997	16/4	2/0
Totals	**65/43**	**6/1**

out takes

★ When he's not diving for footballs, Vincent enjoys deep sea diving.

★ Vincent sponsors a Pop Warner football league and a youth basketball league in his hometown of Lake Charles, La.

★ Vincent played high school ball with fellow NFL wide out Eddie Kennison.

★ In his youth, Vincent used to play the drums.

Career Transactions

Vincent Brisby was selected by the Patriots with the final pick in the second round of the 1993 NFL Draft (58th overall) … The Patriots owned the first pick in the third round — 59th overall pick — but moved into the 58th slot after the Raiders' time expired with the last pick in the second round … Signed with the Patriots (7/30/93) … Granted free agency (2/16/96) … Re-signed (5/31/96).

Career Highlights (GP/GS: 65/43; 6/1)

- Totaled 169 receptions for 2,504 yards (14.8 avg.) and 10 touchdowns as a starter in his first three seasons, but was sidelined most of the 1996 season with a nagging hamstring injury.
- Started every game for the Patriots in 1995, despite breaking one finger and dislocating another on his left hand during a game vs. Carolina (10/29/95).
- Led the team in receiving yards (974) and ranked second behind Ben Coates (84) with 66 receptions in 1995. Both totals set career-highs.
- Caught a 72-yard pass from Scott Zolak at Atlanta (10/1/95), the longest reception of his career.
- Scored on a 47-yard pass from Drew Bledsoe at Miami (11/12/95), the longest touchdown reception of his career.
- Topped the 100-yard plateau in three games during the 1995 season, another career-high.
- Helped form the quintet of Patriots receivers who set an NFL record by each catching over 50 passes in 1994 when he caught 58 passes for 904 yards.
- Scored his first career touchdown in his second NFL game on a 2-yard toss from Bledsoe vs. Detroit (9/12/93). The touchdown tied the game with only :02 remaining to send the game to overtime.
- Started in his NFL debut in the 1993 season opener at Buffalo (9/5/93).

HEIGHT: 6-3 | **WEIGHT:** 193
YEAR: 6TH | **YRS/PAT:** 6TH
ACQUIRED: D2C (58TH) '93
SCHOOL: N.E. LOUISIANA
MAJOR: BUSINESS
BORN: JANUARY 25, 1971
HOUSTON, TEXAS

1997 (16/4, 2/0): Played in every game for the Patriots after missing most of the 1996 season due to injuries ... Started four games, including three starts as a third receiver ... Finished sixth on the team in receiving with 23 catches for 276 yards (12.0 avg.) and two touchdowns ... Recorded his first regular season reception since the 1995 season finale (12/23/95) in a season opening victory over the Chargers (8/31) and finished the game with three receptions for 51 yards ... A 6-yard touchdown reception at Indianapolis (9/7) was one of three receptions on the day and his first touchdown since Nov. 12, 1995 at Miami ...Started his first game of the season in place of an injured Terry Glenn vs. the Jets (9/14) and caught a pair of passes for 15 yards ... Started in a three wide receiver set and scored his second touchdown of the season on the opening drive vs. Chicago (9/21) and finished the game with three receptions for 29 yards in a decisive 31-3 victory ... Grabbed a reception in each of his next three games, extending his consecutive game reception streak to seven games ... Registered his only tackle of the season vs. Green Bay (10/27) after a Drew Bledsoe interception ... Started at Minnesota (11/2) and caught one pass for 10 yards ... Posted season highs with four receptions and 58 yards (14.5 avg.) in a 26-20 victory at Jacksonville (12/7) ... Played in both playoff games ... Caught three passes for 37 yards, including a 20-yard reception, the longest of his six-game postseason career.



1996 (3/0, 3/0): Listed among the Patriots inactives prior to 13 games ... Played in just three regular season games for the Patriots, but did not record a reception ... Saw action in each of the Patriots' playoff games, registering his first and second receptions of the season in Super Bowl XXXI ... Finished the game with two receptions for 12 yards ... Strained a hamstring in the first preseason game at Green Bay (8/2) and did not return until the 11th game of the season vs. Denver (11/17) ... Saw limited action as a third and fourth receiver vs. Denver, the Jets (12/8) and at Dallas (12/15).

1995 (16/16): Started every game for the Patriots, despite breaking one finger and dislocating another on his left hand during a game vs. Carolina (10/29) ... Still led the team in receiving yards (974) and ranked second behind Ben Coates (84) with 66 receptions (14.8 avg.) ... Both totals set career-highs for the third-year veteran ... He also recorded his two longest receptions of his career — a 72-yard pass and run from Scott Zolak at Atlanta (10/1) and a 47-yard touchdown reception from Drew Bledsoe at Miami (11/12) ... Topped the 100-yard plateau in three games, another career high ... Finished the season with just three touchdowns, down from his five scores in 1994 ... Opened the season with seven receptions in a 17-14 victory over Cleveland (9/3) ... Became the favorite target for Scott Zolak at Atlanta (10/1) when he caught nine passes for 161 yards, including a 72-yard completion in the first quarter which set up a Curtis Martin touchdown run ... Each of those game totals set new single-game career highs for Brisby ... Caught six passes for 59 yards and a touchdown in a 27-14 victory over Buffalo (10/23) on Monday Night Football ... Broke his middle finger and dislocated the small digit on his left hand vs. Carolina (10/29), yet finished the game and totaled 62 yards on five receptions ... Had only three receptions the following week at New York (11/5), but finished with 74 yards, setting a career-high with a 24.7 yard average per catch ... Grabbed six passes for 118 yards, including his 47-yard touchdown in a 37-14 victory over Miami (11/12) ... Gained 101 yards on six receptions in a game at Buffalo (11/26) ... Nearly topped the 100-yard plateau for the fourth time in '95 at Pittsburgh (12/16), but fell one yard shy with 99 yards on seven catches.

1994 (14/11, 1/1):

Started 11 games at wide out ... Missed two games due to a hamstring pull suffered at the New York Jets on Oct. 16 ... Still finished the season with 58 receptions for 904 yards and five touchdowns ... His 904 yards ranked third on the team and 11th in the AFC ... His 58 receptions were fourth on the team and ranked 17th in the AFC ... Helped form the quintet of Patriots receivers who set an NFL record by each catching over 50 passes in one season ... Caught at least a pair of receptions in each of the 14 games he played ... Opened the season with five receptions for 66 yards at Miami (9/4) ... Caught three passes for 67 yards, including a season-long 43-yarder at Detroit (9/25) ... Registered his first professional 100-yard game vs. Green Bay (10/2) with six catches for a career-high 117 yards and scored on touchdowns of 10 and 37 yards in the 17-16 victory ... Recorded a career high with eight receptions for 90 yards, including a 16-yard touchdown in a 24-13 victory over the Jets (12/4) ... Caught four passes for 75 yards, including a 43-yard catch, to tie his season long, in a 28-13 victory vs. Indianapolis (12/11) ... Grabbed four passes for 38 yards and two touchdowns in a 41-17 triumph over the Buffalo Bills (12/18) ... Closed out the regular season with his second-best single-game performance of his career with six receptions for 115 yards in the playoff-clinching 13-3 victory over Chicago (12/24) ... Led the Patriots with 83 yards on six catches in the Patriots' playoff game at Cleveland (1/1/95).

1993 (16/12): Participated in all 16 games, starting 12 at wide receiver ... Emerged as a steady, reliable receiver over the course of his rookie season ... Named to the Pro Football Writers Association and *Football News'* all-rookie teams ... Finished second on the team with 45 catches for 626 yards and two touchdowns ... Led all rookie wide receivers with 45 receptions ... Finished second among all NFL rookies with 45 catches trailing Miami's rookie running back Terry Kirby's 75 ... His 45 receptions ranked third in Patriots' history among rookie wide receivers (behind Randy Vataha's 51 in 1971 and Hart Lee Dykes' 49 in 1989) ... Recorded a season-high with six catches for 86 yards at Miami (11/21) ... Scored his first career touchdown in the second week of the season on a 2-yard grab vs. Detroit (9/12) to tie the game with only :02 remaining in the game ... Started in his NFL debut in the season opener at Buffalo (9/5) ... He caught his first professional pass, a 16-yard toss from Bledsoe, at Buffalo (9/5) in his NFL debut.

College: Three-year letterman at Northeast Louisiana ... Set a school record for career touchdown receptions with 17 ... Finished his career with 97 catches for 1,864 yards, ranking seventh and fourth, respectively, on the Indians' all-time receiving list ... Rated the best receiver in the country at the Division I-AA level and named to the "Super Sleeper Team" by *The Poor Man's Guide to the NFL Draft* ... Earned First-Team All-America acclaim from Associated Press and *The NFL Draft Report* as a senior ... Snared 56 passes for 1,050 yards (18.8 avg.) and nine touchdowns, setting school records for yards and tying another for touchdown receptions ... Named National Offensive Player of the Week by *The Poor Man's Guide* after making 10 receptions for a school-record 227 yards, including a 51-yard touchdown and a two-point conversion vs. Southwestern Louisiana ... Garnered First-Team All-Southland honors and received All-American honorable mention from *The Poor Man's Guide*, despite starting only three games at split end during his junior year ... Finished season with 33 receptions for a league-leading 699 yards (21.2 avg.) ... Saw limited action in three games, totaling eight receptions for 115 yards (14.4 avg.) ... did not play during his freshman campaign.

Personal: Vincent Cole Brisby was born on Jan. 25, 1971, in Houston, Texas, and raised by his mother and stepfather, Helen and Albert London ... He garnered first-team all-state honors as a wide receiver at Washington-Marion High School in Lake Charles, La. with 52 receptions for 925 yards and 17 touchdowns ... Was voted the district's Outstanding Offensive Player while leading his team to the state championship game ... Received all-state acclaim in track as a member of the relay team ... He became a member of Phi Beta Sigma at Northeast Louisiana ... He majored in business administration, earning his bachelor's degree in 1993 ... He supports a number of charities, including those which benefit his high school alma mater and Mt. Tabor Missionary Baptist Church ... He is the youngest of three children ... His brother, Andre, is a social worker and his sister, Charlotte, is a nurse ... Vincent has one son, Donovan Cole Brisby.

VINCENT BRISBY'S NFL STATISTICS

Regular Season Receiving Statistics

Year	Team	G/S	No	Yds	Avg	Lg	TD
1993	Patriots	16/12	45	626	13.9	39	2
1994	Patriots	14/11	58	904	15.6	43	5
1995	Patriots	16/16	66	974	14.8	72	3
1996	Patriots	3/0	0	0	0.0	0	0
1997	Patriots	16/4	23	276	12.0	31	2
Totals-5 years		**65/43**	**192**	**2,780**	**14.5**	**72**	**12**

Additional Statistics

Misc. Tackles—1993 (4), 1995 (5), 1996 (1), 1997 (1)
Fumbles/Lost/Rec.—1993 (1/0/1), 1994 (1/1/0)

Postseason Receiving Statistics

Year	Team	G/S	No	Yds	Avg	Lg	TD
1994	Patriots	1/1	6	83	13.8	18	0
1996	Patriots	3/0	2	12	6.0	7	0
1997	Patriots	2/0	3	37	12.3	20	0
Totals-3 years		**6/1**	**11**	**132**	**12.0**	**20**	**0**

Regular Season Single-Game Career Highs

Receptions— 9 at Atlanta (10/1/95)
Yards —161 at Atlanta (10/1/95)
Average— 24.7 at New York Jets (11/5/95)
Longest—72 at Atlanta (10/1/95)
TDs—2 (twice) Most recent at Buffalo (12/18/94)

VINCENT BRISBY'S 1993 GAME-BY-GAME RECEIVING

1993	Opponent	Starts	No	Yds	Avg	Lg	TD	W/L	Score
9/05	at Buffalo	S	1	16	16.0	16	0	L	14-38
9/12	Detroit	S	5	52	10.4	14	1	L	16-19 (OT)
9/19	Seattle	p	3	39	13.0	20	0	L	14-17
9/26	at NY Jets	S	2	15	7.5	9	0	L	7-45
10/10	at Phoenix	S	3	65	21.7	39	0	W	23-21
10/17	Houston	S	3	36	12.0	15	0	L	14-28
10/24	at Seattle	p	2	18	9.0	14	0	L	9-10
10/31	at Indianapolis	S	-	-	-	-	-	L	6-9
11/07	Buffalo	p	2	39	19.5	22	0	L	10-13 (OT)
11/21	at Miami	S	6	86	14.3	29	0	L	13-17
11/28	NY Jets	S	2	43	21.5	23	0	L	0-6
12/05	at Pittsburgh	S	2	43	21.5	31	0	L	14-17
12/12	Cincinnati	p	2	28	14.0	18	0	W	7-2
12/19	at Cleveland	S	6	77	12.8	22	0	W	20-17
12/26	Indianapolis	S	-	-	-	-	-	W	38-0
1/02	Miami	S	6	69	11.5	14	1	W	33-27 (OT)
1993	**Season Totals**	**16/12**	**45**	**626**	**13.9**	**39**	**2**	**5-11**	

VINCENT BRISBY'S 1994 GAME-BY-GAME RECEIVING

1994	Opponent	Starts	No	Yds	Avg	Lg	TD	W/L	Score
9/04	at Miami	S	5	66	13.2	21	0	L	35-39
9/11	Buffalo	S	3	42	14.0	18	0	L	35-38
9/18	at Cincinnati	S	3	47	15.7	18	0	W	31-28
9/25	at Detroit	S	3	67	22.3	43	0	W	23-17
10/02	Green Bay	p	6	117	19.5	37t	2	W	17-16
10/09	L.A. Raiders	S	3	56	18.7	26	0	L	17-21
10/16	atN.Y. Jets	S	2	38	19.0	26	0	L	17-24
10/30	Miami			inactive				L	3-23
11/06	at Cleveland			inactive				L	6-13
11/13	Minnesota	S	5	68	13.6	25	0	W	26-20 (OT)
11/20	San Diego	S	2	27	13.5	18	0	W	23-17
11/27	at Indianapolis	S	4	58	14.5	27	0	W	12-10
12/04	N.Y. Jets	S	8	90	11.3	16t	1	W	24-13
12/11	Indianapolis	p	4	75	18.8	43	0	W	28-18
12/18	at Buffalo	S	4	38	9.5	14	2	W	41-17
12/24	at Chicago	p	6	115	19.2	32	0	W	13-3
1994	**Season Totals**	**14/11**	**58**	**904**	**15.6**	**43**	**5**	**10-6**	
1/01	at Cleveland	S	6	83	13.8	18	0	L	13-20

VINCENT BRISBY'S 1995 GAME-BY-GAME RECEIVING

1995	Opponent	Starts	No	Yds	Avg	Lg	TD	W/L	Score
9/03	Cleveland	S	7	58	8.3	17	0	W	17-14
9/10	Miami	S	5	77	15.4	20	0	L	3-20
9/17	at San Francisco	S	4	37	9.3	12	0	L	3-28
10/01	at Atlanta	S	9	161	17.9	72	0	L	17-30
10/08	Denver	S	0	0	0.0	0	0	L	3-37
10/15	at Kansas City	S	3	48	16.0	22t	1	L	26-31
10/23	Buffalo	S	6	59	9.8	15	1	W	27-14
10/29	Carolina	S	5	62	12.4	21	0	L	17-20 (OT)
11/05	at N.Y. Jets	S	3	74	24.7	35	0	W	20-7
11/12	at Miami	S	6	118	19.7	47t	1	W	34-17
11/19	Indianapolis	S	1	7	7.0	7	0	L	10-24
11/26	at Buffalo	S	6	101	16.8	22	0	W	35-25
12/03	New Orleans	S	0	0	0.0	0	0	L	17-31
12/10	N.Y. Jets	S	3	60	20.0	43	0	W	31-28
12/16	at Pittsburgh	S	7	99	14.1	25	0	L	27-41
12/23	at Indianapolis	S	1	13	13.0	13	0	L	7-10
1995	**Season Totals**	**16/16**	**66**	**974**	**14.8**	**72**	**3**	**6-10**	

VINCENT BRISBY'S 1996 RECEIVING TOTALS

1996	Opponent	Starts	No	Yds	Avg	Lg	TD	W/L	Score
11/17	Denver	p	0	0	0.0	0	0	L	8-34
12/08	NY Jets	p	0	0	0.0	0	0	W	31-27
12/15	at Dallas	p	0	0	0.0	0	0	L	6-12
1996	**Season Totals***	**3/0**	**0**	**0**	**0.0**	**0**	**0**	**11-5**	
1/05/97	Pittsburgh	p	0	0	0.0	0	0	W	28-3
1/12/97	Jacksonville	p	0	0	0.0	0	0	W	20-6
1/26/97	Green Bay	p	2	12	6.0	7	0	L	21-35
1996	**Playoff Totals**	**3/0**	**2**	**12**	**6.0**	**7**	**0**	**2-1**	

***inactive for 13 games due to a hamstring injury**

VINCENT BRISBY'S 1997 RECEIVING TOTALS

Date	Opponent	P/S	No	Yds	Avg	Lg	TD	W/L	Score
08/31	San Diego	p	3	51	17.0	24	0	W	41-7
09/07	at Indianapolis	p	3	46	15.3	31	1	W	31-6
09/14	New York Jets	S	2	15	7.5	8	-	W (OT)	27-24
09/21	Chicago	S	3	29	9.7	12	1	W	31-3
10/06	at Denver	p	1	5	5.0	5	0	L	13-34
10/12	Buffalo	p	1	11	11.0	11	0	W	33-6
10/19	at New York Jets	p	1	8	8.0	8	0	L	19-24
10/27	Green Bay	p	-	-	-	-	-	L	10-28
11/02	at Minnesota	S	1	10	10.0	10	0	L	18-23
11/09	at Buffalo	p	-	-	-	-	-	W	31-10
11/16	at Tampa Bay	S	-	-	-	-	-	L	7-27
11/23	Miami	p	-	-	-	-	-	W	27-24
11/30	Indianapolis	p	2	25	12.5	17	0	W	20-17
12/07	at Jacksonville	p	4	58	14.5	26	0	W	26-20
12/13	Pittsburgh	p	1	9	9.0	9	0	L (OT)	21-24
12/22	at Miami	p	1	9	9.0	9	0	W	14-12
1997	**Season Totals**	**16/4**	**23**	**276**	**12.0**	**31**	**2**	**10-6**	
12/28	Miami	p	-	-	-	-	-	W	17-3
01/03	at Pittsburgh	p	3	37	12.3	20	0	L	6-7
1997	**Playoff Totals**	**2/0**	**3**	**37**	**12.3**	**20**	**0**	**1-1**	

80 TROY BROWN WR

career GP/GS

	Season	Playoffs
1993	12/0	—
1994	9/0	1/0
1995	16/0	—
1996	16/0	2/0
1997	16/6	2/0
Totals	**69/6**	**5/0**

out takes

★ Troy was a multiple scoring threat at Marshall. In 1992, he caught 16 touchdown passes and rushed for two more (including a 63-yard run). In two years, he totaled 31 touchdowns, averaging one score every eight times he touched the ball.

H Troy would like to pursue a career in coaching after his playing career.

Career Transactions

Troy Brown was selected by the Patriots in the eighth round of the 1993 NFL draft (198th overall) ... Placed on injured reserve (quadriceps) on Dec. 31, 1993 ... Waived on Aug. 28, 1994 ... Re-signed on October 19, 1994 ... Re-signed as a restricted free agent on Feb. 2, 1996 ... Re-signed as an unrestricted free agent on March 10, 1997.

Career Highlights (GP/GS: 69/6; 5/0)

- Troy Brown has been an extremely versatile role player for the Patriots since joining the team as an eighth-round draft choice in 1993 —making significant contributions as a reserve wide receiver and special teams return man.
- He enters the 1998 season ranked seventh among the Patriots all-time leading kick returners (1,563 yards) and eighth among the franchise's all-time leading punt returners (426 yards).
- Had a career year in 1997, starting six games at wide receiver for an injured Terry Glenn. He finished the year ranked third on the team with 41 receptions for 607 yards. His six touchdown receptions ranked second on the team.

HEIGHT: 5-10	**WEIGHT:** 190
YEAR: 6TH	**YRS/PAT:** 6TH
ACQ: D8 (198TH) '93	
SCHOOL: MARSHALL	
MAJOR: COMPUTER SCIENCE	
BORN: JULY 2, 1971 BARNWELL, SC	

- Earned Staples Star of the Game and Miller Lite Player of the Game honors at the New York Jets (10/19/97) when he recorded a career-high 125 yards and a touchdown on just five receptions (112 of those yards came on three third quarter receptions). On a career-long 67-yard reception, he shook off three would-be tacklers and was highlighted on ESPN for the "Hardest Working Play of the Week."
- Earned Staples Star of the Game and Miller Lite Player of the Game honors vs. Chicago (9/21/97) when he led the team with six receptions for 124 yards, including a 52-yard touchdown.
- Led the team with two 100-yard receiving games in 1997.

• In the 1996 season finale against the Giants (12/21), he made one of the most acrobatic receptions of the season when he snared a 13-yard pass from Bledsoe on 3rd-and-13, extending a drive which led to the game-winning touchdown in a 23-22 come-from-behind victory.
• Scored his first career touchdown on one of the most unusual plays of the 1995 season when he picked up a David Meggett fumble on a kick return vs. the New York Jets (12/10) and raced down the sideline for a 75-yard touchdown.
• He was the first Marshall University product to play for the Patriots.

Seasonal Reviews

1997 (16/6; 2/0): In his fifth NFL season, Brown earned his first career starting assignment as a replacement for an injured Terry Glenn and recorded career-highs with 41 receptions (third on the team) for 607 yards (third) and six touchdowns (second) … His six touchdown receptions were second only to tight end Ben Coates (8) … Posted career-highs with a 67-yard reception and a 125-yard receiving day against the Jets (10/19) … He was the only Patriot receiver to post multiple 100-yard receiving games in 1997 … Scored a career-long 52-yard touchdown vs. Chicago (9/21) — one of three receptions of 50 yards or more … Opened the season as a reserve and caught four passes for 24 yards vs. San Diego (8/31) … Made his NFL starting debut at Indianapolis (9/7) and caught three passes for 35 yards and scored his first career touchdown reception on a 21-yard pass from Bledsoe … Earned Staples Star of the Game and Miller Lite Player of the Game honors vs. Chicago (9/21) when he led the team with six receptions for 124 yards, including a 52-yard touchdown … It was the longest play of his five-year career, eclipsing a 51-yard kickoff return in 1996 … He became the first Patriot receiver to eclipse the 100-yard plateau … He was caught for an 18-yard loss on a reverse at Denver (10/6) — his first career rush attempt … Earned Staples Star of the Game and Miller Lite Player of the Game honors at the New York Jets (10/19) when he recorded a career-high with 125 yards and a touchdown on just five receptions … 112 of those yards came on three third quarter receptions … Posted a career-long 67-yard reception — a reception in which he shook off three would-be tacklers and was highlighted on ESPN as the "Hardest Working Play of the Week" … Made his 22nd reception of the season in the ninth game of the year at Minnesota (11/2), eclipsing his previous single-season career high … Led the team with 61 yards receiving at Buffalo (11/9) and recorded his third reception of 50 yards or more … Started his second game of the season and led all Patriots receivers with five catches for 58 yards at Tampa Bay (11/16) … Started vs. Miami (11/23) and posted 46 yards on three receptions, including a 35-yard touchdown pass from David Meggett — Brown's fourth touchdown of the season … Started vs. Indianapolis (11/30) and caught three passes for 35 yards, including his fifth touchdown reception of the season … Scored a touchdown in his third consecutive game at Jacksonville (12/7) … Caught two passes for 32 yards, including a 24-yard touchdown in a 17-3 wildcard victory over Miami (12/28).

1996 (16/0, 2/0): Played in every regular season game and each of the first two playoff games, but was inactive for Super Bowl XXXI due to a hernia injury ... Shared in the kickoff return duties, handling 29 returns for a career-high 21.9-yard average ... Also registered a career-high with 21 receptions for 222 yards (10.6) and a long of 38 yards ... Registered a career-long with a 51-yard kickoff return at Baltimore (10/6), which set up a Ben Coates touchdown in a 46-38 victory ... Totaled a career-high 104 yards on four kickoff returns (26.2 avg.) in that game ... Averaged 26.5 yards on two returns vs. Indianapolis (10/20) ... Saw extensive action at wide receiver during the final minutes vs. Buffalo (10/27), totaling three receptions for 43 yards (14.3 avg.) and adding 56 yards on three kickoff returns ... 20 of his 21 receptions came in the final nine games of the regular season, topped by a career-high effort in the season finale when he grabbed seven receptions for 75 yards, including a career-long of 38 yards at the New York Giants (12/21) ... Made one of the most dramatic receptions of the season against the Giants when he snared a 13-yard pass from Bledsoe on 3rd-and-13, extending a drive which led to the game-winning touchdown in a 23-22 come-from-behind victory ... The "circus catch" was made while lying on his back as he extended to make the reception ... The victory secured the AFC East title and first-round playoff bye for the Patriots.

1995 (16/0): He played in every game and finished the season with 14 receptions for 159 yards (11.4 avg.) ... Set a career high with 31 kickoff returns for 672 yards and a 21.7-yard average ... Scored his first career touchdown on one of the most unusual plays of the 1995 season when he picked up a David Meggett fumble on a kick return vs. the New York Jets (12/10) and raced

down the sideline for a 75-yard touchdown ... Emerged as the Patriots' third receiver early in the season and recorded a season high with five receptions for 72 yards (14.4 avg.) and returned two kicks for 61 yards (30.5 avg.) at San Francisco (9/17) to earn his first career Miller Lite Player of the Game honors ... Followed that performance with four receptions for 44 yards (11.0 avg.) at Atlanta (10/1) ... Grabbed three passes for 25 yards vs. Denver (10/8) and followed with two receptions for 18 yards at Kansas City (10/15) ... Returned four kicks in games at Kansas City (10/15) and at Pittsburgh (12/16) for 107 and 83 yards, respectively.

1994 (9/0, 1/0): Re-signed with the Patriots at midseason after his preseason release and led the team with 24 punt returns for 202 yards ... His 8.4-yard punt return average ranked ninth in the AFC ... Returned a punt 38 yards vs. Indianapolis (12/11) and finished the day with a career-high four returns for 62 yards (15.5 avg.) ... Returned one kickoff for 14 yards at Cleveland (11/6).

1993 (12/0): Played in 12 games during his rookie season and was used exclusively as a kickoff and punt return specialist ... Led the team and finished seventh in the league with a 9.0-yard average on 25 punt returns (224 yards) ... Finished second on the team with 15 kickoff returns for 243 yards (16.2 avg.) ... Caught two passes for 22 yards ... Inactive for three games before being placed on injured reserve with a quadriceps injury on (12/31)

College: Sensational all-around player at Marshall and was considered the most dangerous scoring threat in all I-AA football during his final two seasons (1991-92) ... Averaged a touchdown every eight times he touched the ball (31 tds-250 att.) ... Tied the NCAA record for the most touchdowns on kick returns in a single season with four and became the NCAA's all-time leader in kickoff return average with a regular season net of 29.69 yards per return (32 for 950 yards) ... Ranks eighth all-time for all-purpose yardage, averaging 148.3 yards per game ... Associated Press first-team All-American selection and first-team all-conference selection as a wide receiver ... Earned second-team all-conference honors as a kick returner ... Finished senior season with 101 receptions for 1,654 yards and 16 touchdowns, added 158 yards and two rushing touchdowns, returning 20 punts for a 10-yard average and 27 kickoffs for a 23.3-yard average ... Transferred to Marshall from Lees-McRae J.C. prior to the 1991 season.

Personal: Troy Fitzgerald Brown was born on July 2, 1971 in Barnwell, S.C. ... Attended Blackville-Hilda High in Blackville, S.C. and lettered in football and track ... Played on state championship team, which finished 14-1 in 1988 ... Caught 46 passes for 707 yards and 10 touchdowns that year ... Majored in computer science at Marshall ... Troy and his wife, Kimberly, celebrated the birth of their first child in June of '98.

TROY BROWN'S NFL STATISTICS

Regular Season Statistics

			——Receiving——					——Kick Returns——				
Year	**Team**	**G/S**	**No**	**Yds**	**Avg**	**Lg**	**TD**	**No**	**Yds**	**Avg**	**Lg**	**TD**
1993	Patriots	12/0	2	22	11	14	0	15	243	16.2	29	0
1994	Patriots	9/0	0	0	0	0	0	1	14	14.0	14	0
1995	Patriots	16/0	14	159	11.4	31	0	31	672	21.7	38	0
1996	Patriots	16/0	21	222	10.6	38	0	29	634	21.9	51	0
1997	Patriots	16/6	41	607	14.8	67	6	0	0	0.0	0	0
Totals-5 years		**69/6**	**78**	**1010**	**12.9**	**67**	**6**	**76**	**1563**	**20.6**	**51**	**0**

		——Punt Returns——					
Year	**Team**	**No**	**FC**	**Yds**	**Avg**	**Lg**	**TD**
1993	Patriots	25	9	224	9.0	19	0
1994	Patriots	24	10	202	8.4	38	0
1995	Patriots	0	0	0	0.0	0	0
1996	Patriots	0	0	0	0.0	0	0
1997	Patriots	0	0	0	0.0	0	0
Totals-5 years		**49**	**19**	**426**	**8.7**	**38**	**0**

TROY BROWN'S NFL STATISTICS

Additional Regular Season Statistics

Fumbles/Lost/Rec – Career (5/1/2); 1993 (2/1/1), 1994 (2/0/2), 1995 (1/0/1) recovered a fumble on a kickoff return and returned it 75 yards for a TD.
Miscellaneous Tackles – Career (4); 1994 (1), 1995 (1), 1997 (2)
Special Teams Tackles – Career (12); 1995 (1), 1996 (6), 1997 (5)

Postseason Statistics

		Receiving						Kickoff Returns				
Year	Team	G/S	No	Yds	Avg	Lg	TD	No	Yds	Avg	Lg	TD
1994	Patriots	1/0	0	0	0.0	0	0	0	0	0.0	0	0
1996	Patriots	2/0	0	0	0.0	0	0	2	54	27.0	29	0
1997	Patriots	2/0	3	38	12.7	24t	1	0	0	0.0	0	0
Totals-3 years		**5/0**	**1/3**	**38**	**12. 7**	**24t**	**1**	**2**	**54**	**27.0**	**29**	**0**

		Punt Returns						
Year	Team	G/S	No	FC	Yds	Avg	Lg	TD
1994	Patriots	1/0	2	0	5	2.5	5	0
1996	Patriots	2/0	0	0	0	0	0	0
1997	Patriots	2/0	1	2	0	0	0	0
Totals-3 years		**5/0**	**3**	**2**	**5**	**1.7**	**5**	**0**

Additional Postseason Statistics

Fumbles/Lost/Own Rec. – 1997 (0/0/1)
Special Teams Fumbles Recovered – 1997 (1)

Single-Game Career Highs

Regular Season

Receptions – 7 at New York Giants (12/21/96)
Yards – 125 at New York Jets (10/19/97)
Average – 25.0 at New York Jets (10/19/97)
Longest Reception – 67 at New York Jets (10/19/97)
Kick Returns – 4 (five times, most recent vs. Denver 11/17/96)
Return Yards – 104 at Baltimore (10/6/96)
Longest Return – 51 at Baltimore (10/6/96)
Punt Returns – 5 (twice, most recent vs. New York Jets 12/4/94)
Return Yards – 62 vs. Indianapolis (12/11/94)
Longest Return – 38 vs. Indianapolis (12/11/94)

Postseason

Receptions – 2 vs. Miami (12/28/97)
Yards – 32 vs. Miami (12/28/97)
Average – 16.0 vs. Miami (12/28/97)
Long – 24 vs. Miami (12/28/97)
Touchdowns – 1 vs. Miami (12/28/97)

TROY BROWN'S 1993 STATISTICS

		Kick Returns					Punt Returns					
Date	Opponent	No	Yds	Avg	Lg	TD	No	FC	Yds	Avg	LG	TD
09/05	at Buffalo	1	29	29.0	29	2	2	1	14	7.0	17	0
09/12	Detroit (ot)	4	80	20.0	28	0	2	0	27	13.5	16	0
09/19	Seattle	1	16	16.0	16	0	1	1	0	0.0	0	0
09/26	at New York Jets	2	20	10.0	14	0	1	0	10	10.0	10	0
10/10	at Phoenix	-	-	-	-	-	4	1	32	8.0	11	0
10/17	Houston	3	26	8.7	14	0	2	0	13	6.5	10	0
10/24	at Seattle	1	15	15.0	15	0	5	3	54	10.8	19	0
10/31	at Indianapolis	1	20	20.0	20	0	0	2	0	0.0	0	0
11/07	Buffalo	1	27	27.0	27	0	3	0	38	12.7	15	0
11/21	at Miami	1	10	10.0	10	0	3	1	21	7.0	15	0
11/28	New York Jets	-	-	-	-	-	2	0	15	7.5	15	0
1993	**Season Totals**	**15**	**243**	**16.2**	**29**	**0**	**25**	**9**	**224**	**9.0**	**19**	**0**

		Receiving				
1993						
Date	Opponent	No	Yds	Avg	Lg	TD
10/10	at Phoenix	1	8	8.0	8	0
10/17	Houston	1	14	14.0	14	0
1993	**Season Totals**	**2**	**22**	**11.0**	**14**	**0**

TROY BROWN'S 1994 STATISTICS

		Kick Returns					Punt Returns					
Date	Opponent	No	Yds	Avg	Lg	TD	No	FC	Yds	Avg	LG	TD
10/30	Miami	-	-	-	-	-	2	2	29	14.5	16	0
11/06	at Cleveland	1	14	14.0	14	0	3	0	8	2.7	8	0
11/13	Minnesota	-	-	-	-	-	3	0	24	8.0	12	0
11/20	San Diego	-	-	-	-	-	2	1	10	5.0	7	0
11/27	atIndianapolis	-	-	-	-	-	3	1	19	6.3	12	0
12/04	New York Jets	-	-	-	-	-	5	1	36	7.2	14	0
12/11	Indianapolis	-	-	-	-	-	4	0	62	15.5	38	0
12/18	at Buffalo	-	-	-	-	-	2	1	14	7.0	12	0
12/24	at Chicago	-	-	-	-	-	0	4	0	0.0	0	0
1994	**Season Totals**	**1**	**14**	**14.0**	**14**	**0**	**24**	**10**	**202**	**8.4**	**38**	**0**

TROY BROWN'S 1995 STATISTICS

		Receiving					Kickoff Returns				
Date	Opponent	No	Yds	Avg	Lg	TD	No	Yds	Avg	LG	TD
09/03	Cleveland	-	-	-	-	-	3	39	13.0	19	0
09/10	Miami	-	-	-	-	-	0	0	0.0	0	0
09/17	at San Francisco	5	72	14.4	25	0	2	61	30.5	35	0
10/01	at Atlanta	4	44	11.0	31	0	0	0	0.0	0	0
10/08	Denver	3	25	8.3	11	0	3	65	21.7	31	0
10/15	at Kansas City	2	18	9.0	13	0	4	107	26.8	36	0
10/23	Buffalo	-	-	-	-	-	2	41	20.5	25	0
10/29	Carolina	-	-	-	-	-	1	2	2.0	2	0
11/05	at New York Jets	-	-	-	-	-	1	31	31.0	31	0
11/12	at Miami	-	-	-	-	-	1	24	24.0	24	0
11/19	Indianapolis	-	-	-	-	-	2	33	16.5	26	0
11/26	at Buffalo	-	-	-	-	-	4	76	19.0	22	0
12/03	New Orleans	-	-	-	-	-	2	50	25.0	34	0
12/10	New York Jets	-	-	-	-	-	0	0	0.0	0	0
12/16	at Pittsburgh	-	-	-	-	-	4	83	20.8	38	0
12/23	at Indianapolis	-	-	-	-	-	2	60	30.0	33	0
1995	**Season Totals**	**14**	**159**	**11.4**	**31**	**0**	**31**	**672**	**21.7**	**38**	**0**

TROY BROWN'S 1996 STATISTICS

		Receiving					Kickoff Returns				
Date	**Opponent**	**No**	**Yds**	**Avg**	**Lg**	**TD**	**No**	**Yds**	**Avg**	**LG**	**TD**
09/01	at Miami	-	-	-	-	-	1	20	20.0	20	0
09/08	at Buffalo	-	-	-	-	-	1	17	17.0	17	0
09/15	Arizona	-	-	-	-	-	0	0	0.0	0	0
09/22	Jacksonville	-	-	-	-	-	4	80	20.0	33	0
10/06	at Baltimore	-	-	-	-	-	4	105	26.3	51	0
10/13	Washington	1	9	9.0	9	0	2	41	20.5	22	0
10/20	at Indianapolis	-	-	-	-	-	2	53	26.5	34	0
10/27	Buffalo	3	43	14.3	27	0	3	56	18.7	22	0
11/03	Miami	3	30	10.0	12	0	0	0	0.0	0	0
11/10	at New York Jets	1	16	16.0	16	0	1	28	28.0	28	0
11/17	Denver	2	14	7.0	10	0	4	83	20.8	29	0
11/24	Indianapolis	3	26	8.7	12	0	2	56	28.0	30	0
12/01	at San Diego	-	-	-	-	-	2	38	19.0	26	0
12/08	New York Jets	-	-	-	-	-	1	15	15.0	15	0
12/15	at Dallas	1	9	9.0	9	0	0	0	0.0	0	0
12/21	at N.Y. Giants	7	75	10.7	38	0	2	42	21.0	28	0
1996	**Season Totals**	**21**	**222**	**10.6**	**38**	**0**	**29**	**634**	**21.9**	**51**	**0**
01/05	Pittsburgh	-	-	-	-	-	-	-	-	-	-
01/12	Jacksonville	-	-	-	-	-	-	-	-	-	-
1/26	vs Green Bay		inactive					inactive			

TROY BROWN'S 1997 STATISTICS

		Receiving				
Date	**Opponent**	**No**	**Yds**	**Avg**	**Lg**	**TD**
08/31	San Diego	4	24	6.0	8	0
09/07	at Indianapolis	3	35	11.7	21	1
09/14	New York Jets	1	-6	-6.0	-6	0
09/21	Chicago	6	124	20.7	52	1
10/06	at Denver	1	10	10.0	10	0
10/12	Buffalo	-	-	-	-	-
10/19	at New York Jets	5	125	25.0	67	1
10/27	Green Bay	-	-	-	-	-
11/02	at Minnesota	2	37	18.5	26	0
11/09	at Buffalo	2	61	30.5	50	0
11/16	at Tampa Bay	5	58	11.6	21	0
11/23	Miami	3	46	15.3	35	1
11/30	Indianapolis	3	35	11.7	18	1
12/07	at Jacksonville	3	26	8.7	11	1
12/13	Pittsburgh	3	32	10.7	13	0
12/22	at Miami	-	-	-	-	-
1997	**Season Totals**	**41**	**607**	**14.8**	**67**	**6**
12/28	Miami	2	32	16.0	24	1
01/03	at Pittsburgh	1	6	6.0	6	0
1997	**Postseason Totals**	**3**	**38**	**12.7**	**24**	**1**

Rushing				
No	**Yds**	**Avg**	**Lg**	**TD**
1	-18	-18.0	-18	0

Punt Returns				
No	**Yds**	**Avg**	**Lg**	**TD**
1	2	2.0	2	0
-	-	-	-	-
1	**2**	**2.0**	**2**	**0**

54 TEDY BRUSCHI OLB

career GP/GS

	Season	Playoffs
1996	16/0	3/0
1997	16/1	2/0
Totals	32/1	5/0

out takes

★Tedy scored his first career touchdown when he recovered a blocked punt at Baltimore (10/6/96) and returned it 4 yards for a touchdown. It was the first touchdown he had ever scored at any level.

★Tedy tied Derrick Thomas' all-time NCAA Division I-A record with 52 career quarterback sacks while leading Arizona's "Desert Swarm" defense.

★Tedy enjoys playing the saxophone.

★Tedy grew up a Celtics fan.

Career Transactions

Tedy Bruschi was drafted by the Patriots in the third round (86th overall) of the 1996 NFL Draft … The selection was obtained from Detroit along with a 1996 fourth- (Chris Sullivan) and sixth-round (Marrio Grier) selection in exchange for New England's 1996 third-round selection (76th overall — Ryan Stewart) … Signed July 17, 1996.

Career Highlights (GP/GS: 32/1; 5/0)

- The NCAA's all-time sack leader has provided eight sacks in two seasons as a Patriots pass rush specialist. In the seven regular season games in which Bruschi has recorded at least one sack, the Patriots are 7-0. Recorded two sacks in Super Bowl XXXI vs. Green Bay — one shy of the Super Bowl record.
- Credited with two defensive tackles, two special teams tackles, two passes defensed and recorded his first career interception late in the fourth quarter of the AFC Championship Game to secure a 20-6 victory over Jacksonville (1/12/97).
- Scored his first career touchdown (at any level of competition) at Baltimore (10/6/96) when he picked up a loose ball after Larry Whigham blocked a punt and returned it 4 yards for a touchdown.
- Credited with a pair of sacks and forced his first career fumble at Baltimore (10/6/96).

HEIGHT: 6-1	**WEIGHT:** 245
YEAR: 3RD	**YRS/PAT:** 3RD
ACQUIRED: D3 (86TH) '96	
SCHOOL: ARIZONA	
MAJOR: COMMUNICATION	
BORN: JUNE 9, 1973 SAN FRANCISCO, CALIF.	

Seasonal Reviews

1997 (16/1; 2/0): Saw action in every game for the second consecutive season … Posted 30 defensive tackles, including four sacks, and added 13 special teams stops … His four sacks and 13 special teams tackles each ranked third on the team … Forced two fumbles, recovered one … Knocked Stan Humphries from the game in the season opening victory over San Diego (8/31) with a hit that split the quarterback's lip — Bruschi was not penalized for the hit, but did draw a fine

from the league … Made his NFL starting debut as a linebacker at Indianapolis (9/7) and was credited with his first sack of the season (-7 yards) and recovered a fumble … Collected four tackles, including his second sack of the season, vs. Chicago (9/21) … Recorded his third sack of the season two weeks later vs. Buffalo (10/12) … Selected as special teams captain vs. Green Bay (10/27) and recorded a season-high five defensive tackles … Left the game early due to a sprained ankle at Jacksonville (12/7) after recording two solo stops, including his fourth sack of the season … Collected three tackles in each of the Patriots' playoff games, vs. Miami (12/28) and at Pittsburgh (1/3).

1996 (16/0; 3/0): Played in every game as a rookie, filling a role as a pass rush specialist and playing on many special teams units … Finished the season with 11 tackles, including four sacks … Ranked third on the team with 17 special teams tackles … Scored his first career touchdown at Baltimore (10/6) when he picked up a loose ball after Larry Whigham blocked a punt and returned it 4 yards for a touchdown … It was his first touchdown scored at any level of competition … Also recorded two sacks and forced his first career fumble at Baltimore (10/6) … Registered a season-high with three special teams tackles at Indianapolis (10/20) and at New York Giants (12/21) … Recorded a season-high with three solo tackles vs. the Jets (12/8) … Excelled in the playoffs, totaling seven tackles, two sacks, two passes defensed, an interception and four special teams tackles in three games … Made two defensive stops and assisted on a special teams tackle in the divisional playoff game vs. Pittsburgh (1/5/97) … Credited with two defensive tackles, two special teams tackles, two passes defensed and grabbed his first career interception late in the fourth quarter of the AFC Championship Game to secure a 20-6 victory over Jacksonville (1/12/97) … Closed out his rookie campaign with three tackles, including two sacks in a 35-21 loss to Green Bay in Super Bowl XXXI (1/26/97) … His two sacks set a team Super Bowl record and was just one shy of the all-time Super Bowl record.

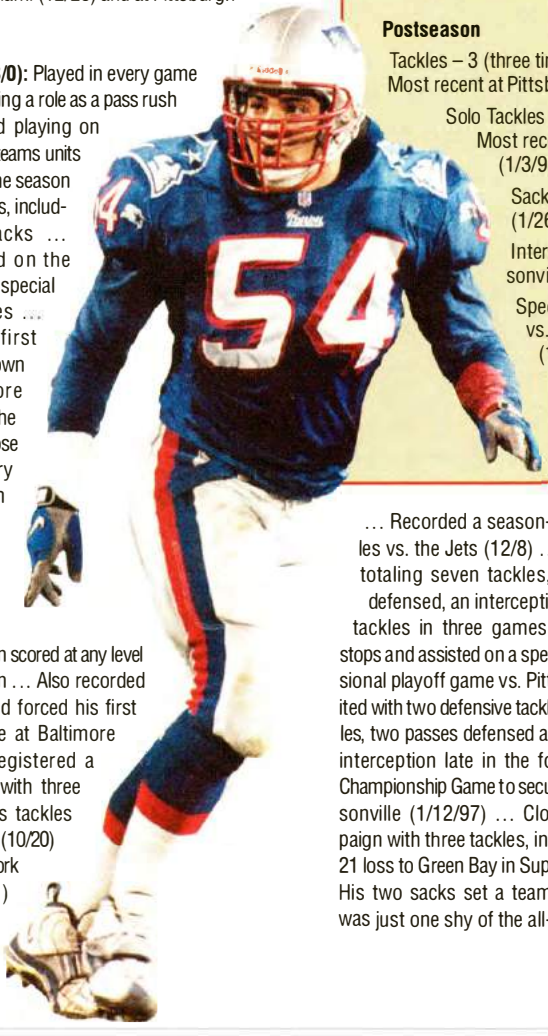

SINGLE-GAME CAREER HIGHS

Regular Season

Tackles – 5 vs. Green Bay (10/27/97)

Solo Tackles – 4 (three times)
Most recent vs. Green Bay (10/27/97)

Sacks – 2 at Baltimore (10/6/96)

Interceptions – none

Special Teams Tackles – 3 twice,
most recent at Giants (12/21/96)

Postseason

Tackles – 3 (three times)
Most recent at Pittsburgh (1/3/98)

Solo Tackles – 2 (five times)
Most recent at Pittsburgh (1/3/98)

Sacks – 2 vs. Green Bay (1/26/97)

Interceptions – 1 vs. Jacksonville (1/12/97)

Special Teams Tackles – 2 vs. Jacksonville (1/12/97)

College: Bruschi tied the NCAA Division I-A career sack record with 52.0 quarterback sacks, equaling the mark set by former Alabama All-American Derrick Thomas, now an All-Pro performer for the Kansas City Chiefs ... Bruschi graduated with 74 tackles for losses, which ranked sixth in Division I-A history ... Compiled 185 total tackles (137 solos), forced six fumbles and recovered five others during his collegiate career. **1995:** Consensus All-American and All-Pacific-10 selection his senior year ... Totaled 56 tackles (44 solos), including 14.5 sacks (96 yards) and 19.5 tackles for losses of 110 yards ... His sack total ranked third in the nation ... Added four pass deflections and forced one fumble. **1994:** Earned consensus All-America honors and was one of four finalists for the Lombardi Award, given annually to the top lineman in the nation ... He was also a finalist for *Football News'* National Defensive Player of the Year award ... Totaled 39 tackles, including 10 sacks for 65 yards and 15 tackles for losses. **1993:** Earned Second-Team All-America honors after setting an all-time school record with 19 sacks (143 yards) as a sophomore, breaking the previous record of 15 (Steve Boadway in 1984) ... Earned first-team All-Pac-10 honors and was named the team's Most Valuable Player ... His 27.5 tackles for losses, including 19 sacks were each career highs. **1992:** Played strongside outside linebacker prior to his transition to the defensive line in 1993 ... Started just one of 12 games and still managed to post 4.5 sacks for the season. **1991:** Missed the first three games of the season due to a pinched nerve in his neck ... Returned and started vs. Long Beach State and Washington as a true freshman, but suffered a broken left thumb and was redshirted.

Personal: Tedy Lacap Bruschi was born the son of Juanita Sandys and Anthony Bruschi Sr. on June 9, 1973 in San Francisco, Calif. ... He is one of five children ... His stepfather, Ron Sandys, was a professional tennis player ... Tedy attended Roseville (Calif.) High, where he lettered twice in football and was a two-year captain, earning all-conference, all-northern California and all-metro honors as a defensive tackle ... He also earned a letter in wrestling and two letters in track, competing in the shot put and discus ... He wrestled in the heavyweight division ... He earned his bachelor's degree in communications at Arizona ... He has worked with a Pop Warner football league in Tucson, Ariz. ... Tedy's wife, Heidi, is a personal trainer and volleyball coach.

TEDY BRUSCHI'S NFL STATISTICS

Regular Season Defensive Statistics

Year	Team	G/S	TT	UT	A	S-Yds	I-Yds	PD	FF	FR	SpT
1996	Patriots	16/0	11	10	1	4-26	0-0	0	1	0	17
1997	Patriots	16/1	30	25	5	4-21	0-0	1	2	1	13
Totals - 2 years		**32/1**	**41**	**35**	**6**	**8-47**	**0-0**	**1**	**3**	**1**	**30**

Postseason Defensive Statistics

Year	Team	G/S	TT	UT	A	S-Yds	I-Yds	PD	FF	FR	SpT
1996	Patriots	3/0	7	7	0	2-14	1-12	2	0	0	4
1997	Patriots	2/0	6	3	3	0-0	0-0	2	0	0	1
Totals - 2 years		**5/0**	**13**	**10**	**3**	**2-14**	**1-12**	**4**	**0**	**0**	**5**

TEDY BRUSCHI'S 1996 DEFENSIVE STATISTICS

Date	Opponent	P/S	TT	UT	A	S	Yds	Int	Yds	PD	FF	FR	SpT	W/L	Score
09/01	at Miami	p	-	-	-	-	-	-	-	-	-	-	-	L	10-24
09/08	at Buffalo	p	-	-	-	-	-	-	-	-	-	-	-	L	10-17
09/15	Arizona	p	1	-	1	-	-	-	-	-	-	-	2	W	31-0
09/22	Jacksonville	p	-	-	-	-	-	-	-	-	-	-	1	W	28-25
10/06	at Baltimore	p	2	2	-	2	9	-	-	-	1	-	1	W	46-38
10/13	Washington	p	-	-	-	-	-	-	-	-	-	-	1	L	22-27
10/20	at Indianapolis	p	1	1	-	-	-	-	-	-	-	-	3	W	27-9
10/27	Buffalo	p	1	1	-	-	-	-	-	-	-	-	-	W	28-25
11/03	Miami	p	-	-	-	-	-	-	-	-	-	-	1	W	42-23
11/10	at New York Jets	p	-	-	-	-	-	-	-	-	-	-	2	W	31-27
11/17	Denver	p	-	-	-	-	-	-	-	-	-	-	-	L	8-34
11/24	Indianapolis	p	1	1	-	-	-	-	-	-	-	-	1	W	27-13
12/01	at San Diego	p	2	2	-	1	9	-	-	-	-	-	-	W	45-7
12/08	New York Jets	p	3	3	-	1	8	-	-	-	-	-	2	W	24-10
12/15	at Dallas	p	-	-	-	-	-	-	-	-	-	-	-	L	6-12
12/21	at New York Giants	p	-	-	-	-	-	-	-	-	-	-	3	W	23-22
1996	**Season Totals**	**16/0**	**11**	**10**	**1**	**4**	**26**	**0**	**0**	**0**	**1**	**0**	**17**	**11-5**	
01/05	Pittsburgh	p	2	2	0	-	-	-	-	-	-	-	1	W	28-3
01/12	Jacksonville	p	2	2	0	-	-	1	12	2	-	-	2	W	20-6
01/26	Green Bay	p	3	3	0	2	14	-	-	-	-	-	1	L	21-35
1996	**Postseason Totals**	**3/0**	**7**	**7**	**0**	**2**	**14**	**1**	**12**	**2**	**0**	**0**	**4**	**2-1**	

TEDY BRUSCHI'S 1997 DEFENSIVE STATISTICS

Date	Opponent	P/S	TT	UT	A	S	Yds	Int	Yds	PD	FF	FR	SpT	W/L	Score
08/31	San Diego	p	4	4	0	-	-	-	-	1	1	-	1	W	41-7
09/07	at Indianapolis	S	4	4	0	1	7	-	-	-	-	1	-	W	31-6
09/14	New York Jets	p	1	1	0	-	-	-	-	-	-	-	1	W	(OT) 27-24
09/21	Chicago	p	4	2	2	1	0	-	-	-	-	-	-	W	31-3
10/06	at Denver	p	0	0	0	-	-	-	-	-	-	-	1	L	13-34
10/12	Buffalo	p	2	2	0	1	9	-	-	-	1	-	2	W	33-6
10/19	atNew York Jets	p	2	1	1	-	-	-	-	-	-	-	1	L	19-24
10/27	Green Bay	p	5	4	1	-	-	-	-	-	-	-	-	L	10-28
11/02	at Minnesota	p	0	0	0	-	-	-	-	-	-	-	1	L	18-23
11/09	at Buffalo	p	4	3	1	-	-	-	-	-	-	-	1	W	31-10
11/16	atTampa Bay	p	0	0	0	-	-	-	-	-	-	-	1	L	7-27
11/23	Miami	p	2	2	0	-	-	-	-	-	-	-	1	W	27-24
11/30	Indianapolis	p	0	0	0	-	-	-	-	-	-	-	1	W	20-17
12/07	atJacksonville	p	2	2	0	1	5	-	-	-	-	-	-	W	26-20
12/13	Pittsburgh	p	0	0	0	-	-	-	-	-	-	-	2	L	(OT) 21-24
12/22	at Miami	p	0	0	0	-	-	-	-	-	-	-	-	W	14-12
1997	**Season Totals**	**16/1**	**30**	**25**	**5**	**4**	**21**	**0**	**0**	**1**	**2**	**1**	**13**	**10-6**	
12/28	Miami	p	3	2	1	-	-	-	-	1	-	-	1	W	17-3
01/03	at Pittsburgh	p	3	2	1	-	-	-	-	-	-	-	-	L	6-7
1997	**Postseason Totals**	**2/0**	**6**	**4**	**2**	**0**	**0**	**0**	**0**	**1**	**0**	**0**	**1**	**1-1**	



26 CHRIS CANTY CB

career GP/GS

	Season	Playoffs
1997	16/1	2/0

out takes

- ★ Chris' first score at Kansas State came on a blocked extra point, which he scooped up and returned 98 yards for a two-point conversion.
- ★ In 1995, Chris allowed just 13 receptions all season (335 plays) to earn All-American honors.
- ★ Chris has donated time and resource to the Special Olympics in Massachusetts and a youth program named S.T.A.R. in Texas.
- ★ Chris enjoys fishing and listening to music in his free time.
- ★ Chris was a Houston Rockets fan growing up.

Career Transactions

Chris Canty was drafted in the first round (29th overall) in the 1997 NFL draft … Signed with Patriots (7/17/97).

Career Highlights (GP/GS: 16/1; 2/0)

- Returned his first career kickoff 63 yards vs. the Jets (9/14/97).
- Led the team with a 28.8-yard average on four kickoff returns in 1997.
- Chris made his NFL starting debut in his ninth game at Minnesota (11/2/97), replacing an injured Jimmy Hitchcock.

Seasonal Reviews

1997 (16/1; 2/0): Played in every game, including one start for the Patriots as a rookie in 1997 … Finished the year with 26 total tackles, including a pair of sacks, five passes defensed and one forced fumble as a reserve defensive back … He also played on a number of special teams units, recording five tackles and recovering two fumbles … He led the team with a 28.8-yard average return on four kickoffs … He was one of four Patriots to record a sack in postseason play, finishing ninth on the team with six postseason tackles, one forced fumble and one special teams tackle … He led the team with a pair of kickoff returns in the postseason for 36 yards (18.0 avg.) … Provided three defensive tackles and batted down a pass in his NFL debut vs. San Diego (8/31) … recovered a fumble while playing special teams at Indianapolis (9/7) … returned his first career kickoff 63 yards in the third game of the season vs. the Jets (9/14) … Recorded his first career special teams tackle vs. Chicago (9/21) … Made his NFL starting debut at Minnesota (11/2) and recorded career highs with four unassisted tackles and two passes defensed … Recorded

HEIGHT: 5-9	**WEIGHT:** 185
YEAR: 2ND	**YRS/PAT:** 2ND
ACQ: D1 (29TH) '97	
SCHOOL: KANSAS STATE	
MAJOR: CRIMINAL JUSTICE	
BORN: MARCH 30, 1976 LONG BEACH, CALIF.	

his first career sack and forced a fumble when he blitzed Tampa Bay's Trent Dilfer (11/16) ... Posted four tackles, a pair of passes defensed and a special teams tackle as a reserve in a victory over Miami (11/23) ... Closed out the regular season with four solo stops, including a sack on Dan Marino, and a special teams tackle in the season finale at Miami (12/22) ... Sacked Marino again the following week in the AFC wildcard game (12/28), forcing a fumble on the play ... Recorded three tackles in each of the Patriots' two playoff games.

College: Enjoyed a sensational three-year career at Kansas State (1994-96) ... The most decorated football player in Kansas State history ... He totaled 169 career tackles, including 123 solo stops ... He added 14 career interceptions for 164 yards (11.7 avg.) and 42 passes defensed ... In addition to being a star cover man, Canty also handled the team's punt return responsibilities and doubled as a wide receiver in a few key games ... As a return man, he averaged 10.8 yards per punt return (32 returns) and 29.4 yards on seven kickoff returns ... He scored six career touchdowns, including four his sophomore season ... His first score came as a freshman when he returned a botched extra point attempt 98 yards for a two-point conversion in a 37-20 victory over Oklahoma ... His 14 interceptions rank second in school history ... He ranks third among Kansas State's all-time leading punt returners with an 11.0 average. **1996 (Junior):** Unanimous first-team All-American and All-Big Twelve Conference selection as a junior ... Finalist for the Thorpe Award, given annually to the nation's top defensive back ... Started all year at strongside cornerback ... Also starred as a return specialist and saw action on offense as a receiver ... Totaled 54 tackles (43 solo), including three tackles for losses of 10 yards ... Forced two fumbles, deflected 13 passes, including five for interceptions which he returned for 47 yards ... Averaged 10.3 yards on 26 punt returns (269 yards) ... Averaged 29.4 yards on seven kickoff returns (206 yards) ... Caught five passes for 78 yards and a long of 26 as a receiver. **1995 (Sophomore):** First-team All-American selection and finalist for the Jim Thorpe Award (only sophomore among the finalists) ... Earned unanimous All-Big Eight Conference first-team honors ... Became KSU's first sophomore to garner national honors ... Co-led the nation with eight interceptions for 117 yards and a pair of touchdowns ... Returned a blocked punt 44 yards for a touchdown to become the first defensive player in school history to score three touchdowns in a season ... Set a KSU season record with 17 pass deflections, the third-best total in Big Eight history ... Starred on a defense which led the nation by allowing a mere 250.8 yards per game and ranked second in scoring, allowing just 13.2 points per game ... Started all year at strongside cornerback and totaled 43 tackles and three tackles for losses. **1994 (Freshman):** Selected as the freshman Defensive Player of the Year by *The NFL Draft Report* ... Earned AP Big Eight Defensive Newcomer of the Year ... He was the only freshman to earn all-conference honors (second-team) ... Started 10 of 11 games at strongside cornerback and totaled 63 tackles and led the team with a dozen pass deflections. **1993 (Redshirt).**

Personal: Christopher Shawn Patrick Canty was born the son of Sylvia Miller Canty and Ronald Canty on March 30, 1976 in Long Beach, Calif. ... His mother works for United Way ... His father is a longshoreman ... He earned prep All-American acclaim as a quarterback and cornerback at Eastern Regional High in Voorhees, N.J. ... Selected first-team All-Northeast Region by Associated Press ... Named the New Jersey and Deleware Valley Player of the Year by the *Philadelphia Inquirer* ... Tabbed the "Most Exciting Player" in New Jersey by the *Inquirer, Star Ledger, Gloucester County Times* and *Burlington County Times* ... Started at cornerback and quarterback in the New Jersey prep all-star game ... Chris is single.

CHRIS CANTY'S NFL STATISTICS

Regular Season Defensive Statistics

Year	G/S	TT	UT	A	S-Yds	Int	Yds	PD	FF	FR	SpT
1997	16/1	26	24	2	2-16	0	0	5	1	2	5

Regular Season Kickoff Returns

Year	G/S	No	Yds	Avg	Lg	TD
1997	16/1	4	115	28.8	63	0

Postseason Defensive Statistics

Year	G/S	TT	UT	A	S-Yds	Int	Yds	PD	FF	FR	SpT
1997	2/0	6	5	1	1-3	0	0	0	1	0	1

Postseason Kickoff Returns

Year	G/S	No	Yds	Avg	Lg	TD
1997	2/0	2	26	18.0	23	0



42 CHRIS CARTER S

career GP/GS

	Season	Playoffs
1997	16/0	2/0

out takes

- ★ Chris earned his undergraduate degree during the 1998 offseason and is preparing for medical school.
- ★ Chris graduated in the top 5 percent of his high school class, while starring in football, basketball and baseball.
- ★ Chris led Texas with 120 tackles in 1996.

HEIGHT: 6-1 **WEIGHT:** 201
YEAR: 2ND **YRS/PAT:** 2ND
ACQ: D3 (89TH) '97
SCHOOL: TEXAS
MAJOR: KINESIOLOGY (PRE-MED)
BORN: SEPT. 27, 1974
TYLER, TEXAS

Career Transactions

Chris Carter was drafted by the Patriots with the 29th selection in the third round (89th overall) … Signed with the Patriots (7/15/97).

Career Highlights (GP/GS: 16/0; 2/0)

- Finished fifth on the team with 11 special teams tackles as a rookie.
- Batted down a Hail Mary attempt by Mark Brunell on the game's final play to preserve a 26-20 victory over the Jaguars (12/7).

Seasonal Reviews

1997 (16/0, 2/0): Chris played in every game as a rookie, playing almost exclusively on special teams … Finished the year ranked

fifth on the team with 11 special teams tackles and made one defensive tackle in a victory over Buffalo (10/12) ... Made his NFL debut vs. San Diego (8/31) and made his first career special teams tackle ... Saw some reserve action at free safety at Denver (10/6), but did not record any defensive statistics ... Batted down Mark Brunell's game-ending Hail Mary to preserve a 26-20 victory at Jacksonville (12/7) ... Added three special teams tackles during the playoffs, but did not record a defensive stop ... Made the team's final cut during the preseason with an impressive performance in the preseason finale in which he posted six tackles and intercepted a pair of passes vs. Philadelphia (8/21) ... Nearly had a third interception, but could not hold on ... Credited with three passes defensed in the game.

College: Carter started 43 of 47 games at the University of Texas (1993-96) and compiled 429 total tackles, including 284 solo stops ... Recorded 32 passes defensed, including 14 career interceptions ... Shattered the school record for interception return yardage with 348 yards, just under 25 yards per return (24.9 avg.) ... His 14 career interceptions ranks fourth in school history ... Averaged 8.3 yards on 21 punt returns with a long of 21 yards. **1996 (Senior):** Started 12 of 13 games and led the team with 120 total tackles (78 solos) ... Had three stops for losses of eight yards ... Deflected eight passes with one interception. **1995 (Junior):** Started every game at free safety and recorded a career-high 135 total tackles ... Picked off a career-high six passes, which he returned 146 yards (24.3 avg.), setting a school record for interception return yards in a season ... Returned nine punts for 92 yards (10.2 avg.), including a career long of 21 yards ... Selected first-team All-Southwest Conference ... Posted double-digit tackle totals in eight games. **1994 (Sophomore):** Started nine of 10 games and compiled 81 total tackles (45 solos) ... Returned 11 punts for 81 yards (7.4 avg.) with a season long of 18 yards ... Missed the first two games of the season recovering from a knee sprain suffered in practice. **1993 (Freshman):** Started nine of 11 games at free safety ... Earned freshman All-American recognition after registering 85 total tackles (55 solos) and a sack as a true freshman ... Deflected seven passes, including four interceptions, which he returned 84 yards (21.0 avg.).

Personal: Christopher Cary Carter was born the son of Clarence Carter and Glendora Hampton on Sept. 27, 1974 in Tyler, Texas ... He attended John Tyler High School in Tyler, Texas, where he earned prep first-team All-America honors as a senior ... Recorded 87 tackles with five interceptions and four fumble recoveries as a free safety and caught 37 passes for 778 yards (21.0 avg.) with eight touchdowns as a receiver his senior year ... Registered 148 tackles and five interceptions as a junior ... Graduated in the top five percent of his class while lettering in football, basketball and baseball ... Science club and National Honor Society member ... Majored in kinesiology at Texas and earned school and conference academic honors.

CHRIS CARTER'S REGULAR SEASON NFL STATISTICS

Year	G/S	TT	UT	A	S-Yds	I-Yds	PD	FF	FR	SpT
1997	16/0	1	1	0	0-0	0-0	0	0	0	11

POSTSEASON STATISTICS

Year	G/S	TT	UT	A	S-Yds	I-Yds	PD	FF	FR	SpT
1997	2/0	0	0	0	0-0	0-0	0	0	0	3

30 TONY CARTER FB

career GP/GS

	Season	Playoffs
1994*	14/0	—
1995*	16/12	—
1996*	16/11	—
1997*	16/10	—
Totals	**62/33**	—

* seasons with Chicago

out takes

- ★ Tony was the recipient of the Chicago Bears Unsung Hero Award in 1997.
- ★ Tony has been very active in the community since entering the league.
- ★ Tony's brother, Rodrigues, was a linebacker at Mankato State in Minnesota.
- ★ Tony was a Lakers fan growing up.

Career Transactions

Tony Carter signed with the Patriots as an unrestricted free agent on Feb. 25, 1998 ... He was originally signed as a non-drafted free agent by the Chicago Bears (4/28/94).

Career Highlights (GP/GS: 62/33; 0/0)

- Scored his first career touchdown vs. Pittsburgh on Nov. 5, 1995.
- As the lead blocker, Tony paved the way to Raymont Harris' first career 1,000-yard season in 1997.
- Posted a career-high with seven receptions at Cincinnati (12/10/95).
- Tony broke through the Saints secondary for a 23-yard run at New Orleans (10/13/96).

Seasonal Reviews

1997 (16/10 - Chicago): Started 10 of the final 13 games at fullback for the Chicago Bears ... Finished the year with nine carries for 56 yards and 24 receptions for 152 yards ... He broke his left thumb during training camp (7/20) and missed most of training camp and the preseason ... Opened the season in a reserve role, backing up fullback Raymont Harris ... Earned his first start at New England (9/21) when Harris was moved to tailback and caught one pass for 1 yard ... He was the lead blocker for Harris' first career 1,000-yard season and helped pave the way to four 100-yard rushing performances ... Posted a season-high with five receptions for 48 yards vs. Washington (11/2) ... Added three receptions for 29 yards the following week at Minnesota (11/9) ... Grabbed four more receptions for 27 yards the very next week vs. the Jets (11/16), giving him a three-game total of 15 receptions for 104 yards ... Tied his season-high with five

HEIGHT: 6-0	**WEIGHT:** 230
YEAR: 4TH	**YRS/PAT:** 1ST
ACQUIRED: UFA (CHI) '98	
SCHOOL: MINNESOTA	
MAJOR: SOCIOLOGY	
BORN: AUGUST 23, 1972 COLUMBUS, OHIO	

receptions for 24 yards vs. Buffalo (12/7) ... Carried the ball three times for 24 yards with a long of 15 at St. Louis (12/14) ... Closed out the season with two carries for 25 yards, including a season-long 16-yarder, and had a pair of receptions for nine yards in the season finale at Tampa Bay (12/21).

1996 (16/11 - Chicago): Started 11 of 16 games for the Bears and finished third on the team with a career-high 41 receptions for 233 yards ... He caught at least three passes in eight different games ... Set single season career highs with 11 carries for 43 yards ... He was the lead blocker for all five 100-yard rushing performances during the season ... Suffered an injured hamstring during the first quarter vs. Minnesota (9/15) ... Grabbed a season-high five passes for 32 yards vs. Oakland (9/29) ... Set career-highs with six carries for 37 yards, including a career-long rush for 23 yards, at New Orleans (10/13) ... Recorded a career-long with a 29-yard reception at Kansas City (11/17) and finished the game with four receptions for 45 yards ... Set a career-high with 49 yards receiving on four catches vs. St. Louis (12/8).

1995 (16/12 - Chicago): Replaced Raymont Harris in the season opener after the fullback suffered a broken collarbone on the second play of the game ... Made his NFL starting debut the following week on Monday Night Football vs. Green Bay (9/11) ... Started 12 of 16 games at fullback ... Did not start at Green Bay (11/12) or at Detroit (12/4) when the Bears opened the game in two-tight end formation ... Did not start in the season finale vs. Philadelphia (12/24) due to a shoulder injury, but did play in the game ... Proved to be a tremendous asset as a receiver out of the backfield ... Finished third on the team (behind Jeff Graham and Curtis Conway) with 40 receptions for 329 yards and a touchdown ... Had four receptions for 35 yards and returned a kickoff 8 yards vs. Carolina (10/8) ... Carried three times for 13 yards at Jacksonville (10/15), single-game highs for the season ... Scored his first career touchdown on a 12-yard reception vs. Pittsburgh (11/5) ... Established a single-game career high with seven receptions for 49 yards at Cincinnati (12/10) ... Injured his shoulder and did not start in the season finale vs. Philadelphia (12/24), but played and contributed a career-long 27-yard reception.

1994 (14/0 - Chicago): Contributed on special teams in 14 games as a rookie, but did not receive significant playing time on offense ... Listed among the Bears inactives prior to both games vs. the Buccaneers, in the season opener (9/4) and again at Tampa Bay (11/6) ... Finished the season with one reception for 24 yards and returned six kicks for 99 yards ... Returned his first career kick 20 yards at Miami (11/13) ... Added a 21-yard return the following week at Arizona (11/27) ... Recorded his first career offensive statistic with a 24-yard reception on the first play from scrimmage at Green Bay (12/11) and returned three kicks for 22 yards ... Returned a kick 26 yards vs. the Rams (12/18) ... Played one offensive series against the Patriots in the season finale (12/24) ... Contributed a 16-yard reception in a playoff victory over Minnesota (1/1/95).

College: Carter was a four-year letterman and an offensive team captain as a senior at Minnesota ... In 1993, he finished the season second on the team in rushing with 442 yards and a touchdown on 103 carries ... He was the 1992 recipient of the Bruce Smith Award, honoring the team's outstanding offensive player ... He led the Gophers in rushing for two consecutive years, 1991-92 ... In 1991, the sophomore rushed for 660 yards and a touchdown on 165 carries (4.0 avg.), including back-to-back 100-yard efforts against Ohio State and Wisconsin ... The following year, he rushed for 593 yards and three touchdowns on 133 carries (4.5 avg.).

Personal: Antonio Marcus Carter was born the son of Phyllis and Willie Carter on Aug. 23, 1972 in Columbus, Ohio ... He is one of four children ... He attended South High in Columbus, Ohio and earned all-state honors in football ... Earned the Paul Giel Award for his unselfish approach to the game at the University of Minnesota ... Tony is single.

TONY CARTER'S NFL STATISTICS

Regular Season Offensive Statistics

			Rushing					Receiving					Kick Returns				
Year	**Team**	**G/S**	**No**	**Yds**	**Avg**	**LG**	**TD**	**No**	**Yds**	**Avg**	**LG**	**TD**	**No**	**Yds**	**Avg**	**LG**	**TD**
1994	Chicago	14/0	0	0	0.0	0	0	1	24	24.0	24	0	6	99	16.5	26	0
1995	Chicago	16/12	10	34	3.4	7	0	40	329	8.2	27	1	3	24	8.0	9	0
1996	Chicago	16/11	11	43	3.9	23	0	41	233	5.7	29	0	0	0	0.0	0	0
1997	Chicago	16/10	9	56	6.2	16	0	24	152	6.3	19	0	2	34	17.0	19	0
Totals-4 years		**62/33**	**30**	**133**	**4.4**	**23**	**0**	**106**	**738**	**7.0**	**29**	**1**	**11**	**157**	**14.3**	**26**	**0**

Single Game Career Highs (Regular Season)

Rushes — 6 at New Orleans (10/13/96)
Yards Rushing — 37 at New Orleans (10/13/96)
Longest Rush — 23 at New Orleans (10/13/96)
Receptions — 7 at Cincinnati (12/10/95)
Yards Receiving — 49 (twice) vs. St. Louis (12/8/96)
Longest Reception — 29 at Kansas City (11/17/96)
Touchdown Reception —1 vs. Pittsburgh (11/5/95)

TONY CARTER'S 1995 STATISTICS

(DUE TO INSUFFICIENT DATA, CARTER'S 1994 GAME-BY-GAME STATISTICS ARE NOT LISTED.)

		— Rushing —					— Receiving —					
Date	**Opponent**	**No**	**Yds**	**Avg**	**Lg**	**TD**	**No**	**Yds**	**Avg**	**LG**	**TD**	**W/L**
09/03	Minnesota	1	1	1.0	1	0	1	15	15.0	15	0	W
09/11	Green Bay	-	-	-	-	-	2	8	4.0	-	0	L
09/17	at Tampa Bay	-	-	-	-	-	-	-	-	-	-	W
09/24	at St. Louis	-	-	-	-	-	3	11	3.7	-	0	L
10/08	Carolina	-	-	-	-	-	4	35	8.8	-	0	W
10/15	at Jacksonville	3	13	4.3	-	0	3	27	9.0	-	0	W
10/22	Houston	-	-	-	-	-	2	22	11.0	-	0	W
10/30	at Minnesota	1	2	2.0	2	0	4	31	7.8	-	0	W
11/05	Pittsburgh	-	-	-	-	-	1	12	12.0	12	0	L
11/12	at Green Bay	-	-	-	-	-	2	23	11.5	-	1	L
11/19	Detroit	1	3	3.0	3	0	1	7	7.0	7	0	L
11/26	at New York	-	-	-	-	-	1	3	3.0	3	0	W
12/04	at Detroit	-	-	-	-	-	4	27	6.8	-	0	L
12/10	at Cincinnati	2	10	5.0	-	0	7	42	6.0	-	0	L
12/17	Tampa Bay	-	-	-	-	-	4	39	9.8	-	0	W
12/24	Philadelphia	2	5	2.5	-	0	1	27	27.0	27	0	W
1995 Season Totals		**10**	**34**	**3.4**	**7**	**0**	**40**	**329**	**8.2**	**29**	**1**	**9-7**

TONY CARTER'S 1996 STATISTICS

		— Rushing —					— Receiving —					
Date	Opponent	No	Yds	Avg	Lg	TD	No	Yds	Avg	LG	TD	W/L
09/02	Dallas	-	-	-	-	-	-	-	-	-	-	W
09/08	at Washington	-	-	-	-	-	1	-9	-9.0	-9	0	L
09/15	Minnesota	-	-	-	-	-	-	-	-	-	-	L
09/22	at Detroit	1	3	3.0	3	0	2	12	6.0	—	0	L
09/29	Oakland	-	-	-	-	-	5	32	6.4	—	0	W
10/06	Green Bay	-	-	-	-	-	3	8	2.7	—	0	L
10/13	at New Orleans	6	37	6.2	23	0	2	12	6.0	—	0	L
10/28	at Minnesota	1	0	0.0	0	0	2	1	0.5	1	0	W
11/03	Tampa Bay	1	0	0.0	0	0	4	6	1.5	—	0	W
11/10	at Denver	1	0	0.0	0	0	4	19	4.8	—	0	L
11/17	at Kansas City	-	-	-	-	-	4	45	11.3	29	0	L
11/24	Detroit	-	-	-	-	-	2	16	8.0	—	0	W
12/01	at Green Bay	-	-	-	-	-	4	21	5.3	—	0	L
12/08	St. Louis	-	-	-	-	-	4	49	12.3	—	0	W
12/15	San Diego	-	-	-	-	-	3	15	5.0	—	0	W
12/22	at Tampa Bay	1	3	3.0	3	0	1	6	6.0	6	0	L
1996 Season Totals		**11**	**43**	**3.9**	**23**	**0**	**41**	**233**	**5.7**	**29**	**0**	**7-9**

TONY CARTER'S 1997 STATISTICS

		— Rushing —					— Receiving —					
Date	Opponent	No	Yds	Avg	Lg	TD	No	Yds	Avg	LG	TD	W/L
09/01	at Green Bay	-	-	-	-	-	-	-	-	-	-	L
09/07	Minnesota	-	-	-	-	-	-	-	-	-	-	L
09/14	Detroit	-	-	-	-	-	-	-	-	-	-	L
09/21	at New England	-	-	-	-	-	1	1	1.0	1	0	L
09/28	at Dallas	-	-	-	-	-	-	-	-	-	-	L
10/05	New Orleans	-	-	-	-	-	-	-	-	-	-	L
10/12	Green Bay	1	2	2.0	2	0	2	4	2.0	5	0	L
10/27	at Miami	1	0	0.0	0	0	-	-	-	-	-	W
11/02	Washington	-	-	-	-	-	5	48	9.6	19	0	L
11/09	at Minnesota	-	-	-	-	-	3	29	9.7	11	0	L
11/16	NY Jets	-	-	-	-	-	4	27	6.8	15	0	L
11/23	Tampa Bay	-	-	-	-	-	1	4	4.0	4	0	W
11/27	at Detroit	1	2	2.0	2	0	1	6	6.0	6	0	L
12/07	Buffalo	1	3	3.0	3	0	5	24	4.8	10	0	W
12/14	at St. Louis	3	24	8.0	15	0	0	0	0.0	0	0	W
12/21	at Tampa Bay	2	25	12.5	16	0	2	9	4.5	5	0	L
1997 Season Totals		**9**	**56**	**6.2**	**16**	**0**	**24**	**152**	**6.3**	**19**	**0**	**4-12**

32 WILLIE CLAY S

career GP/GS

	Season	Playoffs
1992*	6/0	—
1993*	16/1	1/0
1994*	16/16	1/1
1995*	16/16	1/1
1996	16/16	3/3
1997	16/16	2/2
Totals	**86/65**	**8/7**

* seasons with Detroit

out takes

★ In his first visit to Foxboro Stadium (9/12/93), Willie scooped up a fumble on the opening kickoff and returned it 15 yards for a Lions touchdown. It was the quickest score (11 seconds) ever allowed by the Patriots.

★ Willie is the president of a youth organization, Up Inc., which promotes the uplifting of inner city youth.

★ Willie puts on an annual football camp in Pittsburgh, Pa. and raises money for Pittsburgh area charities through an annual celebrity basketball game.

★ Willie has established a $100,000 endowment fund to benefit inner city children who qualify to attend his high school alma mater, Linsly High in Wheeling, W.Va.

★ Willie's brother, Jason, plays football (WR), basketball (point guard) and baseball (centerfielder) at Linsly High School.

Career Transactions

Signed with the Patriots as an unrestricted free agent on March 14, 1996 … Originally drafted by the Detroit Lions in the eighth round of the 1992 NFL Draft (221st pick overall) … Signed by the Lions (7/25/92) … Released by Detroit (9/4/92) and re-signed to the team's practice squad (9/8/92) … Activated (11/20/92) … Granted free agency (2/17/95) … Re-signed (5/16/95) … Granted unconditional free agency (2/16/95).

Career Highlights (GP/GS: 86/65; 8/7)

• Clay is a notorious "Big Play" specialist, hence the nickname. He has great anticipation and ball awareness.

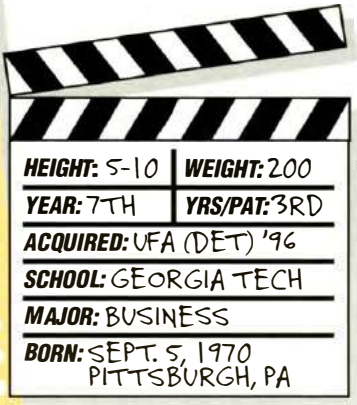

• Led the league with 173 return yards on eight interceptions in 1995. His eight interceptions ranked second in the league and were the most by a Lions player in 14 years. He has registered multiple interceptions in four different games during his career, vs. Buffalo (11/24/94), vs. Green Bay (10/29/95), vs. Tampa Bay (11/12/95) and at Denver (10/6/97).

• Started every game at strong safety in 1994 and at free safety in 1995 for the Lions.

• Intercepted a Jim Everett pass in the 1997 season opener and returned it 53 yards for a touchdown. It was his fourth career touchdown, the second off an interception.

• Enters the 1998 season with a streak of 64 consecutive starts. Started 18 of 19 games at free safety in 1996. Started at cornerback, filling in for the injured Ricky Reynolds at Indianapolis (10/20). In his one game at corner, he made eight tackles and returned a fumble 17 yards to set up a touchdown in a 27-9 victory.

Seasonal Reviews

1997 (16/16, 2/2): Started every game at free safety … Ranked fourth on the team with 95 total tackles (68 solos) … Led the team in interceptions for the second consecutive year with six picks, which he returned for 109 yards … Shared the team lead with 11 passes defensed … Forced one fumble and was credited with two fumble recoveries … Added six tackles in two postseason contests … Intercepted a Jim Everett pass and returned it 53 yards for a touchdown in the season opener vs. San Diego (8/31) … It was his fourth career touchdown, the second off an interception … Picked off a pair of John Elway passes at Denver (10/6) to set up a pair of Patriots scores and finished the game with eight tackles (six solo), three passes defensed and a forced fumble … He was named the Patriots' Miller Lite Player of the Game for his efforts … It was the fourth time in his career that he has intercepted a pair of passes in a game … Intercepted his fourth pass of the season and his third in two weeks in the first quarter vs. Buffalo (10/12) … Led the team with eight tackles at the Jets (10/19) … Recorded a season-high with 10 tackles vs. Green Bay (10/27) … Recorded his fifth interception of the year and the 20th of his career at Buffalo (11/9) … Matched his season high with 10 tackles (8 solos) and forced a fumble at Tampa Bay (11/16) …Recovered a Marshall Faulk fumble in the first quarter vs. Indianapolis (11/30) and finished the game with nine tackles … Named defensive captain vs. Pittsburgh (12/13) and intercepted his sixth pass of the season to set up a Patriots touchdown … Finished the game with eight tackles … Added a pair of tackles in the season finale at Miami (12/22), giving him a career-high 95 stops for the year … Posted three tackles in both of the Patriots' playoff games.

1996 (16/16, 3/3): Started every game for the Patriots, including each of the Patriots' playoff games … Started 18 of those 19 games at free safety and filled in at cornerback for the injured Ricky Reynolds at Indianapolis (10/20) … It was his first appearance at cornerback since making the transition from cornerback to safety in 1993 … Finished second on the team with a single-season career high of 92 total tackles (second only to MLB Ted Johnson) … Led the team with four interceptions, which he returned for 50 yards … Led the team with 13 passes defensed, tying a personal best set in 1995 … Ranked fifth on the team with 14 tackles in the playoffs, including five stops in Super Bowl XXXI, and led the team with two postseason interceptions … Made five hits and forced a fumble in his Patriots debut at Miami (9/1) … Finished with seven tackles (six solos) and intercepted his first pass of the season at Buffalo (9/8) … Intercepted his second pass of the season in a 31-0 shutout of Arizona (9/15), which resulted in a 2-yard touchdown pass from Drew Bledsoe to Ben Coates … Led the team with eight tackles and intercepted his third pass with a pickoff from his own end zone, ending a comeback attempt by the Ravens in a 46-38 victory over Baltimore (10/6) … Recorded six tackles and had an interception negated by penalty vs. Washington (10/13) … Started at right cornerback for the injured Ricky Reynolds and finished with eight tackles and returned a fumble 17 yards to set up a Patriots touchdown in a 27-9 victory over the Colts (10/20) … Made seven tackles at the Jets (11/10) and was credited with three passes defensed, including his fourth interception of the season … His interception came off Jets quarterback Frank Reich, which he returned 35 yards … Broke up a potential touchdown pass from Reich to Keyshawn Johnson in the third quarter … Logged a season-high with nine stops vs. Denver (11/17) … Recorded eight or more tackles in six games, including eight stops in the season finale at the Giants (12/21) … Recorded three tackles and intercepted his first pass of his playoff career with a fourth quarter pickoff from Steelers quarterback Mike Tomczak (1/5/97) … Intercepted a pass in the end zone from Jacksonville quarterback Mark Brunell with just 3:40 remaining in the AFC Championship Game (1/12/97) to help the Patriots secure just their second conference title in franchise history with a 20-6 victory … Added five tackles in Super Bowl XXXI (1/26/97).

1995 (16/16, 1/1-Detroit): Started every game for the Lions at free safety after making the transition from strong safety in 1994 … Finished the year with eight interceptions, more than doubling his career total in his previous three seasons (3) … Led the league with 173 interception return yards, a 21.6-yard average … Ranked second in the NFL with eight interceptions (behind Minnesota's Orlando Thomas' 9 ints.) … His eight picks were the most by a Lion in 14 years (Jimmy Allen's 9 ints. in 1981) … His 173 yards in returns were the most by a Lion since Lem Barney returned 10 interceptions for 232 yards during his All-Pro season … Opened the season with an interception and five total tackles at Pittsburgh (9/3) … Turned in a stellar defensive effort the following week at Minnesota (9/10) when he amassed a season-high 11 tackles (one shy of his career high) … Intercepted Brett Favre on

Green Bay's first two possessions of the game and returned them 29 and 24 yards respectively (10/29) in a 24-16 victory over their divisional rivals … Tied a personal single-game high with his two interceptions (Nov. 24, 1994 vs. Buffalo) … Had another "Big Play Day" two weeks later in a 27-24 victory over Tampa Bay (11/12) when he intercepted another pair of passes and returned them 32 and 11 yards, respectively … He was credited with three total passes defensed and five tackles in the game … Closed out the season with interceptions and at least five tackles in each of the last three games (at Houston, vs. Jacksonville and at Tampa Bay) … Recorded six stops (five solos) and returned an interception for a career long 39 yards vs. Jacksonville (12/17) … His interception streak was nearly broken in the regular-season finale, but he kept it alive when he intercepted a pass on the final play of the game in a 37-10 victory over Tampa Bay (12/23) … The win gave the Lions a 10-6 record and earned them a wild-card playoff berth.

1994 (16/16, 1/1-Detroit): Started every game at strong safety for the Lions and finished the season with 76 tackles (59 solos) and three forced fumbles … Added 10 passes defensed, including three interceptions … Returned three punts for 20 yards, a 6.7 yard average … Earned an opportunity to start at strong safety after a strong showing during the preseason … Forced a fumble at Minnesota (9/11) … Contributed to a defensive effort which yielded just 143 yards passing by San Francisco (10/19), their second-worst performance of the year … Had the best game (statistically) of his career on Thanksgiving Day vs. Buffalo (11/24) when he amassed a career high 12 tackles and intercepted the first two passes of his career, returning the second one for 28 yards and a touchdown to seal the 35-21 win in the final minutes of the game … The following week, he intercepted a Brett Favre pass late in the fourth quarter to end a comeback bid by the Packers (12/4) and secure a 34-31 victory … Forced his third fumble of the season and registered nine hits at Miami (12/25) … Started and recorded five hits in the Lions' wild-card playoff loss to the Packers (12/31).

1993 (16/1, 1/0-Detroit): Made the transition from cornerback to safety in the preseason and played in every game for the Lions … He was used primarily as a nickel or dime back in passing situations and on special teams throughout most of the season … Finished the season with 33 total tackles, including a sack and four passes defensed … He was also credited with a forced fumble and two fumble recoveries … Made his first career NFL start at free safety vs. Minnesota (12/5), replacing Harry Colon who was injured on the opening kickoff … Scored on two fumble recoveries which he returned for touchdowns to become the Lions' first defensive player to score two touchdowns in a season since 1988 (George Jamison) … Recorded eight solo tackles to lead the team and added a special teams stop in the season-opener at Atlanta (9/5) … Scored his first career touchdown the following week at New England (9/12) when he recovered a fumble on the opening kickoff and returned it 15 yards to give the Lions a 7-0 lead with 14:49 remaining in the first quarter … Scored again in a 30-27 victory over Minnesota (10/31) when he returned a fumble 39 yards for a touchdown … Registered the first sack of his career in a 23-0 shutout of Tampa Bay when he caught QB Craig Erickson on a safety blitz … Returned two kickoffs, the only two of his career, for 34 yards and a long of 20 at Chicago (12/26).

1992 (6/0-Detroit): Drafted in the eighth round as a cornerback out of Georgia Tech … Played in the final six games of his rookie season after being activated from the Lions' practice squad on Nov. 20 and recorded six total tackles (four solos) and one pass defensed … He originally survived the mandatory roster reductions during the preseason of his rookie campaign, but was waived (9/4) two days before the season opener … Re-signed with the Lions as a practice squad player … Made his NFL debut at Cincinnati (11/22) and recorded one special teams tackle … Received the most playing time of his rookie campaign in the season finale at San Francisco (12/28) when he recorded a solo stop and knocked down a pass.

College: Clay set Georgia Tech's all-time school record with 16 career pass interceptions, which he returned for 259 yards and one touchdown … Returned punts for the Yellow Jackets and set another school record with 101 career returns … He finished his career ranked second in punt return yardage with 732 yards … Totaled 173 total tackles (103 solo), 16 interceptions and returned 101 punts and nine kickoffs for 162 yards during his collegiate career. 1991: Earned Associated Press, *The Sporting News* and *Football News* Second-Team All-America honors and was an All-ACC first-team selection as a senior … Led the conference and ranked third in the nation with nine interceptions for 66 yards and one touchdown that season … Also returned 48 punts for 431 yards and

one touchdown as a senior.

Personal: Willie James Clay was born the son of Marsha Clay on Sept. 5, 1970 in Pittsburgh, Pa. ... He earned all-state and All-American honorable mention recognition as a senior at Linsly High in Wheeling, W.Va. ... He was a three-sport all-state prep star, lettering four times each in football, basketball and baseball ... He enjoyed all sports growing up and was a fan of the NBA's New York Knicks, the NFL's Pittsburgh Steelers and MLB's Cincinnati Reds ... He majored in business at Georgia Tech and aspires to pursue a career in teaching and/or coaching after his playing career ... Willie has a son, Chad (12/1/96).

WILLIE CLAY'S NFL STATISTICS

Regular Season Defensive Statistics

Year	Team	G/S	TT	UT	A	S-Yds	I-Yds	PD	FF	FR	SpT
1992	Lions	6/0	6	4	2	0-0	0-0	1	0	0	4
1993	Lions	16/1	33	31	2	1-1	0-0	4	1	2	9
1994	Lions	16/16	76	59	17	0-0	3-54	10	3	0	0
1995	Lions	16/16	67	50	17	0-0	8-173	13	0	0	1
1996	Patriots	16/16	92	73	19	0-0	4-50	13	1	1	0
1997	Patriots	16/16	95	68	27	0-0	6-109	11	1	2	0
Totals-6 years		**86/65**	**369**	**285**	**84**	**1-1**	**21-386**	**52**	**6**	**5**	**14**

Regular Season Interceptions Statistics

Year	Team	G/S	No	Yds	Avg	Lg	TD
1992	Lions	6/0	0	0	0.0	0	0
1993	Lions	16/1	0	0	0.0	0	0
1994	Lions	16/16	3	54	18.0	28t	1
1995	Lions	16/16	8	173	21.6	39	0
1996	Patriots	16/16	4	50	12.5	35	0
1997	Patriots	16/16	6	109	18.2	53t	1
Totals-6 years		**86/65**	**21**	**386**	**18.4**	**53t**	**2**

Additional Statistics

Regular Season

Punt Returns—1994 (3 for 20 yards), 1995 (5 for 49 yards)

Kickoff Returns—1993 (2 for 34 yards)

Fumble Returns—1993 (2 for 54 yards, for TDs of 39 and 15 yards), 1996 (1 for 17 yards)

TDs (4)- 1993 (2, both on fumble returns), 1994 (20-yard interception return), 1997 (53-yard interception return)

Postseason Defensive Statistics

Year	Team	G/S	TT	UT	A	S-Yds	I-Yds	PD	FF	FR	SpT
1993	Lions	1/0	1	0	1	0-0	0-0	0	0	0	2
1994	Lions	1/1	5	4	1	0-0	0-0	0	0	0	0
1995	Lions	1/1	1	1	0	0-0	0-0	1	0	0	0
1996	Patriots	3/3	14	7	7	0-0	2-14	2	0	0	0
1997	Patriots	2/2	6	2	4	0-0	0-0	0	0	0	0
Totals-5 years		**8/7**	**27**	**14**	**13**	**0-0**	**2-14**	**3**	**0**	**0**	**2**

Due to incomplete data, Clay's 1992-93 regular season and 1994-95 postseason game-by-game totals were not listed.

WILLIE CLAY'S 1994 DEFENSIVE STATISTICS

Date	Opponent	P/S	TT	UT	A	S	Yds	Int	Yds	PD	FF	FR	TD	W/L	Score
09/04	Atlanta	S	2	1	1	-	-	-	-	-	-	-	-	W	31-28
09/11	at Minnesota	S	4	3	1	-	-	-	-	-	1	-	-	L	3-10
09/19	at Dallas	S	3	3	0	-	-	-	-	-	-	-	-	W	20-17
09/25	New England	S	7	7	0	-	-	-	-	2	-	-	-	L	17-23
10/02	at Tampa Bay	S	4	2	2	-	-	-	-	-	-	-	-	L	14-24
10/09	San Francisco	S	3	2	1	-	-	-	-	-	-	-	-	L	21-27
10/23	Chicago	S	4	1	3	-	-	-	-	-	-	-	-	W	21-16
10/30	at New York Giants	S	5	4	1	-	-	-	-	1	-	-	-	W	28-25
11/06	at Green Bay	S	2	1	1	-	-	0	8	1	1	-	-	L	30-38
11/13	Tampa Bay	S	6	4	2	-	-	-	-	-	-	-	-	W	14-9
11/20	at Chicago	S	6	5	1	-	-	-	-	-	-	-	-	L	10-20
11/24	Buffalo	S	12	9	3	-	-	2	28	2	-	-	1	W	25-21
12/04	Green Bay	S	2	2	0	-	-	1	18	2	-	-	-	W	34-31
12/10	at New York Jets	S	4	4	0	-	-	-	-	-	-	-	-	W	18-7
12/17	Minnesota	S	3	3	0	-	-	-	-	2	-	-	-	W	41-19
12/25	at Miami	S	9	8	1	-	-	-	-	-	1	-	-	L	20-27
1994 Season Totals		**16/16**	**76**	**59**	**17**	**0**	**0**	**3**	**54**	**10**	**3**	**0**	**1**	**9-7**	

WILLIE CLAY'S 1995 DEFENSIVE STATISTICS

Date	Opponent	P/S	TT	UT	A	S	Yds	Int	Yds	PD	FF	FR	TD	W/L	Score
09/03	at Pittsburgh	S	5	2	3	-	-	1	10	1	-	-	-	L	20-23
09/10	at Minnesota	S	11	8	3	-	-	-	-	-	-	-	-	L	10-20
09/17	Arizona	S	4	4	0	-	-	-	-	-	-	-	-	L	17-20
09/25	San Francisco	S	3	3	0	-	-	-	-	-	-	-	-	W	27-24
10/08	Cleveland	S	2	1	1	-	-	-	-	-	-	-	-	W	38-20
10/15	at Green Bay	S	2	2	0	-	-	-	-	-	-	-	-	L	21-30
10/22	at Washington	S	4	4	0	-	-	-	-	-	-	-	-	L	30-36
10/29	Green Bay	S	2	2	0	-	-	2	53	2	-	-	-	W	24-16
11/05	at Atlanta	S	3	3	0	-	-	-	-	2	-	-	-	L	22-34
11/12	Tampa Bay	S	5	3	2	-	-	2	43	3	-	-	-	W	27-24
11/19	at Chicago	S	2	2	0	-	-	-	-	-	-	-	-	W	24-17
11/23	Minnesota	S	4	4	0	-	-	-	-	-	-	-	-	W	44-38
12/04	Chicago	S	4	2	2	-	-	-	-	1	-	-	-	W	27-7
12/10	at Houston	S	5	2	3	-	-	1	17	2	-	-	-	W	24-17
12/17	Jacksonville	S	6	5	1	-	-	1	39	1	-	-	-	W	44-0
12/23	at Tampa Bay	S	5	3	2	-	-	1	11	1	-	-	-	W	37-10
1995	**Season Totals**	**16/16**	**67**	**50**	**17**	**0**	**0**	**8**	**173**	**13**	**0**	**0**	**0**	**10-6**	

WILLIE CLAY'S 1996 DEFENSIVE STATISTICS

Date	Opponent	P/S	TT	UT	A	S	Yds	Int	Yds	PD	FF	FR	TD	W/L	Score
09/01	at Miami	S	5	5	-	-	-	-	-	-	1	-	-	L	10-24
09/08	at Buffalo	S	7	6	1	-	-	1	15	1	-	-	-	L	10-17
09/15	Arizona	S	3	3	-	-	-	1	0	1	-	-	-	W	31-0
09/22	Jacksonville	S	4	3	1	-	-	-	-	-	-	-	-	W	28-25
10/06	at Baltimore	S	8	8	-	-	-	1	0	2	-	-	-	W	46-38
10/13	Washington	S	6	5	1	-	-	-	-	-	-	-	-	L	22-27
10/20	at Indianapolis	S	8	8	-	-	-	-	-	1	-	-	-	W	27-9
10/27	Buffalo	S	5	5	-	-	-	-	-	1	-	-	-	W	28-25
11/03	Miami	S	8	4	4	-	-	-	-	-	-	-	-	W	42-23
11/10	at N. Y. Jets	S	7	6	1	-	-	1	35	3	-	-	-	W	31-27
11/17	Denver	S	9	3	6	-	-	-	-	1	-	-	-	L	8-34
11/24	Indianapolis	S	8	6	2	-	-	-	-	2	-	1	-	W	27-13
12/01	at San Diego	S	-	-	-	-	-	-	-	-	-	-	-	W	45-7
12/08	New York Jets	S	3	3	-	-	-	-	-	-	-	-	-	W	24-10
12/15	at Dallas	S	3	3	-	-	-	-	-	-	-	-	-	L	6-12
12/21	at N. Y. Giants	S	8	5	3	-	-	-	-	1	-	-	-	W	23-22
1996	**Season Totals**	**16/16**	**92**	**73**	**19**	**0**	**0**	**4**	**50**	**13**	**1**	**1**	**0**	**11-5**	
01/05	Pittsburgh	S	3	0	3	-	-	1	14	-	-	-	-	W	28-3
01/12	Jacksonville	S	6	3	3	-	-	1	0	1	-	-	-	W	20-6
01/26	Green Bay	S	5	4	1	-	-	-	-	1	-	-	-	L	21-35
1996	**Postseason Totals**	**3/3**	**14**	**7**	**7**	**0**	**0**	**2**	**14**	**2**	**0**	**0**	**0**	**2-1**	

WILLIE CLAY'S 1997 DEFENSIVE STATISTICS

Date	Opponent	P/S	TT	UT	A	S	Yds	Int	Yds	PD	FF	FR	TD	W/L	Score
08/31	San Diego	S	5	1	4	-	-	1	53t	1	-	-	1	W	41-7
09/07	at Indianapolis	S	3	2	1	-	-	-	-	-	-	-	-	W	31-6
09/14	New York Jets	S	4	4	0	-	-	-	-	-	-	-	-	W	(OT)27-24
09/21	Chicago	S	5	2	3	-	-	-	-	-	-	-	-	W	31-3
10/06	at Denver	S	8	6	2	-	-	2	30	3	1	-	-	L	13-34
10/12	Buffalo	S	5	4	1	-	-	1	26	2	-	-	-	W	33-6
10/19	at New York Jets	S	8	6	2	-	-	-	-	-	-	-	-	L	19-24
10/27	Green Bay	S	10	8	2	-	-	-	-	-	-	-	-	L	10-28
11/02	at Minnesota	S	6	6	0	-	-	-	-	-	-	-	-	L	18-23
11/09	at Buffalo	S	3	3	0	-	-	1	0	2	-	-	-	W	31-10
11/16	at Tampa Bay	S	10	8	2	-	-	-	-	1	-	1	-	L	7-27
11/23	Miami	S	7	5	2	-	-	-	-	-	-	-	-	W	27-24
11/30	Indianapolis	S	9	6	3	-	-	-	-	-	-	1	-	W	20-17
12/07	at Jacksonville	S	2	1	1	-	-	-	-	-	-	-	-	W	26-20
12/13	Pittsburgh	S	8	4	4	-	-	1	0	1	-	-	-	L	(OT)21-24
12/22	at Miami	S	2	2	0	-	-	-	-	1	-	-	-	W	14-12
1997	**Season Totals**	**16/16**	**95**	**68**	**27**	**0**	**0**	**6**	**109**	**11**	**1**	**2**	**1**	**10-6**	
12/28	Miami	S	3	2	1	-	-	-	-	-	-	-	-	W	17-3
01/03	at Pittsburgh	S	1	0	1	-	-	-	-	-	-	-	-	L	6-7
1997	**Postseason Totals**	**2/2**	**4**	**2**	**2**	**0**	**0**	**0**	**0**	**0**	**0**	**0**	**0**	**1-1**	



87 BEN COATES TE

PRO BOWLS 1994, 1995, 1996, 1997

career GP/GS

	Season	Playoffs
1991	16/2	—
1992	16/2	—
1993	16/10	—
1994	16/16	1/1
1995	16/15	—
1996	16/15	3/3
1997	16/16	2/2
Totals	**112/76**	**6/6**

out takes

★ **Ben set a franchise record with 96 receptions in 1994. His total also broke the NFL tight end record of 95, set by Todd Christensen in 1986.**

★ **Ben opted for basketball and track rather than football during his sophomore year at Livingstone College. He returned to football the following year and became the first player in the school's history to be drafted into the NFL.**

★ **Ben enjoys fishing when he is away from football.**

★ **Ben spent the 1998 offseason in the Patriots' conditioning program.**

Career Transactions

Ben Coates was drafted by the Patriots with their second pick in the fifth round of the 1991 NFL Draft (124th player selected) … The Patriots acquired the selection along with a 1992 fourth-round selection (100th overall — traded to Phoenix) from the Los Angeles Raiders in exchange for the Patriots' fourth-round selection in the 1991 Draft (100th overall — Raghib Ismail) … Signed with the Patriots (4/25/91) … Became a restricted free agent (2/17/94) and re-signed with the Patriots (4/2/94) … Signed a three-year extension (5/3/97).

Career Highlights (GP/GS: 112/76; 6/6)

- Ben holds the NFL's single-season reception record for a tight end, which he set in 1994 with 96 receptions. It also established a franchise single-season reception record.
- Ben enters the 1998 season leading all tight ends in receptions (308) and touchdown receptions (30) since 1994.
- He has caught over 50 passes and scored at least five touchdowns in each of his last five seasons — which are each franchise bests.
- He enters the season with 42 career touchdowns (tied for fifth), eight shy of a milestone and second place in the Patriots' record books.
- Set a franchise record with receptions in 63 consecutive games from 1992-96. Entering the 1998 season, he had caught at least one pass in 80 of the previous 81 games.
- Ben has played in every game since being drafted in 1991 (112).
- Ben owns franchise records for most receptions in a season (96), most receptions in a game (12), most consecutive games with a reception (63), and has tied the team record for the most touchdowns in a game (3).
- He enters the 1998 season with 391 career receptions (second in franchise history) for 4,433 yards (fifth) and 42 touchdowns (tied for second).
- He has led the team in touchdown receptions in each of the last five years. He and Drew Bledsoe have combined for 37career touchdown receptions.

HEIGHT: 6-5	**WEIGHT:** 245
YEAR: 8TH	**YRS/PAT:** 8TH
ACQUIRED: DSB (124TH) 1992	
SCHOOL: LIVINGSTONE COLL.	
MAJOR: SPORTS MGMT.	
BORN: AUGUST 16, 1969 GREENWOOD, S.C.	

• Grabbed a short pass and raced 84 yards for a touchdown vs. Miami (11/3/96). It was his longest career reception and Bledsoe's longest career completion.
• Posted a game-high with six receptions for 67 yards in Super Bowl XXXI.

Seasonal Reviews

1997 (16/16, 2/2): Earned his fourth consecutive trip to the Pro Bowl after starting every game for the Patriots and leading the team in receptions for the fourth time in the last five years … Finished the year with 66 receptions for 737 yards (11.2 avg.) and eight touchdowns … His 66 receptions were the third highest single-season total of his career … His eight touchdowns led the team and ranked him second (behind K Adam Vinatieri) in scoring … Earned All-Pro honors from *Sports Illustrated*, All-AFC honors from *Football News* and second-team All-Pro honors from *College and Pro Football Newsweekly*… Finished second in the league in receptions by a tight end, trailing Denver's Shannon Sharpe by six catches, but had five more touchdowns than Denver's All-Pro tight end … Caught a 4-yard touchdown pass from Drew Bledsoe just 5:01 into the season opener in a 41-7 blowout over San Diego (8/31) … His touchdown was the first touchdown scored in the league in 1997 (approx. 1:14 p.m. EDT) … Finished the game with four receptions for 60 yards and a touchdown … Led the team with four receptions for 54 yards in a 31-6 victory at Indianapolis (9/7) … Selected as offensive team captain prior to the Jets game (9/14) and caught a 32-yard touchdown pass in a 27-24 overtime victory … Caught a season-high six passes for 61 yards in a 31-3 victory over Chicago (9/21) … Led the team with five receptions for 65 yards at Denver (10/6) … Capped a game-opening drive with a 20-yard touchdown reception in a 33-6 victory over Buffalo (10/12) … Finished the game with a season-high 92 yards on just four receptions … Scored his fourth touchdown of the season and the 38th of his career at the Jets (10/19) … Caught a touchdown pass for the third consecutive week vs. Green Bay (10/27) … Sustained an injury to his left foot, yet remained in the game and caught five passes for 58 yards at Minnesota (11/2) … Scored his sixth touchdown of the year and moved ahead of Irving Fryar (363 receptions) into second place among the Patriots' all-time leading receivers … Named offensive team captain vs. Miami (11/23) and finished with three catches for 39 yards … Caught six passes for 54 yards and a touchdown in a 26-20 victory at Jacksonville (12/7) … Scored his eighth touchdown of the season and the 42nd of his career vs. Pittsburgh (12/13) and moved into a second-place tie with Gino Cappelletti among the team's all-time leading touchdown reception leaders … Caught four passes for 28 yards in the season finale at Miami (12/22), extending his consecutive game reception streak to 17 games … Sprained his right thumb during the game, but still set a Patriots playoff record vs. Miami (12/28) with his fourth reception of the game-his 20th career postseason reception … Sprained his right knee in the divisional playoff game at Pittsburgh (1/3) and did not return … It was the first postseason game of his career in which he did not record a reception.



1996 (16/15, 3/3): Earned his third consecutive trip to the Pro Bowl after starting 15 of 16 regular

PATRIOTS' SINGLE-SEASON RECEPTION LEADERS

Ben Coates has led the Patriots in receiving four of the last five years and owns two of the top three single-season reception totals in franchise history. In 1994, he set a franchise record with 96 receptions — an NFL record for receptions by a tight end. Below is a list of the top five single-season performances in Patriots history

Reception Leaders

No.	Player	Year
96	**Ben Coates**	**1994**
90	Terry Glenn	1996
84	**Ben Coates**	**1995**
84	Stanley Morgan	1986
82	Marv Cook	1991

1,000-Yard Seasons

Yards	Player	Year
1,491	Stanley Morgan	1986
1,174	**Ben Coates**	**1994**
1,132	Terry Glenn	1996
1,029	Stanley Morgan	1981
1,014	Irving Fryar	1991

season games for the Patriots and totaling 62 receptions for 682 yards and nine touchdowns ... Earned First-Team All-Pro honors by *USA Today* and was selected second-team All-AFC by UPI ... Led the team with nine touchdown receptions ... Finished second on the team with 62 receptions, trailing Terry Glenn's 90 catches, which broke a three-year streak of leading the team in receptions ... His 682 yards receiving ranked third, trailing Glenn (1,132 yards) and Shawn Jefferson (771) ... Led the team in receptions in four games, including the season opener at Miami (9/1) when he caught six passes for 69 yards and a touchdown ... Led the team with six receptions for 61 yards and a touchdown vs. Arizona (9/15) ... Registered a season-high and led the team with seven receptions for 83 yards and a touchdown at Baltimore (10/6), including an acrobatic third down reception to keep the Patriots drive alive in the second quarter ... Earned Miller Lite Player of the Game honors, as voted by the New England media, after catching five passes for 135 yards and two touchdowns, including a career-long 84-yard touchdown reception vs. Miami (11/3) ... It was his first 100-yard game since the 1995 season opener vs. Cleveland (9/3) ... His 84-yard reception was the longest completion of Drew Bledsoe's career and was the fourth longest completion in franchise history ... It was also the third longest completion in the NFL in '96 ... Caught his seventh touchdown pass of the season at the Jets (11/10), a 17-yard toss from Bledsoe which tied the game at 24 ... Converted a first down with a 2-yard reception on fourth-and-two in the fourth quarter, which led to the game-winning touchdown on a 2-yard pass from Bledsoe to Byars to secure the 31-27 victory ... Did not start vs. Indianapolis (11/24), snapping a 22-game starting streak, but did catch one pass in the third quarter to extend his consecutive game reception streak to 61 games ... Led the team in receiving with six catches for 71 yards (11.8 avg.) at San Diego (12/1), including a 22-yard reception to open the game ... Scored his eighth touchdown of the season with a 2-yard reception vs. the Jets (12/8), extending his consecutive game reception streak to a team-record 63 games ... Did not have a reception at Dallas (12/15), snapping his franchise record consecutive game reception streak at 63 games, which began on Dec. 27, 1992 vs. Miami ... Closed out the regular season with three receptions for 19 yards and scored his ninth touchdown of the season at the Giants

TOUCHDOWN TWINS

Drew Bledsoe and Ben Coates connected for 8 more touchdowns in 1997, giving the tandem 37 career touchdowns. Entering the 1998 season, Bledsoe and Coates ranked fourth among active touchdown tandems in the NFL.

No.	Passing Tandem
63	Steve Young and Jerry Rice (1988-97)
42	Troy Aikman and Michael Irvin (1989-97)
41	Jeff Blake and Carl Pickens (1994-97)
37	**Drew Bledsoe and Ben Coates (1993-97)**
34	Scott Mitchell and Herman Moore (1994-97)

PATRIOTS SINGLE-GAME RECEPTION LEADERS

In addition to holding the franchise's single-season reception record, Ben Coates also holds the single-game reception record, which he set with a 12-reception game at Indianapolis on Nov. 27, 1994. Below is a list of the top 10 single-game reception leaders in franchise history:

12 Ben Coates at Indianapolis, Nov. 27, 1994 (119 yards)
11 Ben Coates at Pittsburgh, Dec. 16, 1995 (83 yards)
11 Leroy Thompson vs. Minnesota, Nov. 13, 1994 (74 yards)
11 Tony Collins vs. Philadelphia, Nov. 29, 1987 (100 yards)
11 Art Graham vs. Kansas City, Nov. 20, 1966 (134 yards)
10 Ben Coates vs. Minnesota, Nov. 13, 1994 (74 yards)
10 Michael Timpson vs. Minnesota, Nov. 13, 1994 (113 yards)
10 Tony Romeo vs. Kansas City, Nov. 17, 1963 (149 yards)
10 Tony Collins at L.A. Rams, Nov. 16, 1986 (66 yards)
10 Marv Cook vs. Houston, Sept. 22, 1991 (99 yards)

(12/21) ... Recorded each of his three receptions in the fourth quarter and capped a 23-22 come-from-behind victory with a game-winning touchdown with just 1:32 remaining in the game ... His nine touchdown receptions set a single-season career high and tied him with three others for fourth place among the Patriots' all-time single season touchdown reception leaders ... Grabbed three receptions for 18 yards in the Patriots' 28-3 divisional playoff victory over the Pittsburgh Steelers (1/5/97) ... Caught one pass for five yards in the AFC Championship victory over Jacksonville (1/12/97) ... Recorded a game-high with six receptions for 67 yards and a touchdown in Super Bowl XXXI (1/26/97).

1995 (16/15): Coates led the Patriots in receiving for the third consecutive year and tied Stanley Morgan's 84 reception performance (in 1986) to rank second (behind his own record of 96 receptions) among the franchise's all-time single-season reception leaders ... Finished the year with 84 catches for 915 yards and six touchdowns to lead all NFL tights ends for the second consecutive year, despite drawing multiple defensive coverages designed to stop him ... Earned Associated Press First-Team All-Pro honors and returned to represent the AFC in the Pro Bowl for his second straight season ... Earned numerous postseason awards for his 1995 performance, duplicating many of the honors he received in 1994 ... Ranked fifth in the AFC in receptions (84) and ninth in the conference in receiving yards (915) ... 30 of Coates' 84 receptions and four of his six touchdowns came on third down ... Over 60 percent of his receptions (51 of 84) were good for Patriots first downs ... Opened the season with nine catches for 106 yards vs. Cleveland (9/3), his seventh 100-yard performance of his career ... Became a magnet in the red zone, attracting multiple defenders every time the Patriots penetrated enemy territory ... Recorded his first touchdown of the year in the 10th game of the season at Miami (11/12) ... The 8-yard touchdown was one of just two receptions on the day ... Rebounded with nine receptions for 89 yards vs. Indianapolis (11/19) ... Followed that performance with his first career "hat trick" (three-touchdown game), on just six receptions (60 yards) at Buffalo (11/26) ... Grabbed seven receptions for 90 yards the following week vs. New Orleans (12/3) ... Recorded a season-high with 11 catches for 83 yards and two touchdowns at Pittsburgh (12/16) ... His 11 receptions tied three others (Leroy Thompson, Tony Collins and Art Graham) to rank second among the Patriots' all-time single-game reception leaders ... His two touchdowns at Pittsburgh marked the sixth multiple touchdown

TOP 10 SINGLE-SEASON RECEPTION LEADERS BY A TIGHT END

Rank	No.	Player	Team	Year
1.	**96**	**Ben Coates**	**New England**	**1994**
2.	95	Todd Christensen	Raiders	1986
3.	92	Todd Christensen	Raiders	1983
4.	89	Kellen Winslow	San Diego	1980
5.	89	Ozzie Newsome	Cleveland	1984
6.	89	Ozzie Newsome	Cleveland	1983
7.	88	Kellen Winslow	San Diego	1981
8.	88	Kellen Winslow	San Diego	1983
9.	87	Shannon Sharpe	Denver	1994
10.	84	Ben Coates	New England	1995

PATRIOTS ALL-TIME RECEPTION LEADERS

Ben Coates has led the Patriots in receiving in four of the last five seasons and has captured a number of franchise single-game and single-season individual receiving records. Now entering his eighth season with the Patriots, Coates is threatening many of the Patriots' all-time career receiving records. The Patriots' Top 10 reception and touchdown reception leaders are listed below:

Career Receptions

No.	Receiver	Years
534	Stanley Morgan	1977-89
391	Ben Coates	1991-97
363	Irving Fryar	1984-92
292	Gino Cappelletti	1960-70
283	Jim Colclough	1960-68
261	Tony Collins	1981-87
210	Marv Cook	1989-93
210	Sam Cunningham	1975-79, 1981-82
207	Russ Francis	1975-80, 1987-88
199	Art Graham	1963-68

Career Touchdown Receptions

TDs	Receiver	Years
67	Stanley Morgan	1977-89
42	Ben Coates	1991-97
42	Gino Cappelletti	1960-68
39	Jim Colclough	1960-68
38	Irving Fryar	1984-92
28	Russ Francis	1975-80, 1987-88
26	Larry Garron	1960-68
23	Randy Vataha	1971-76
20	Art Graham	1963-68
18	Harold Jackson	1978-81, '87

performance of his career, with two multiple touchdown outings in each of the last three seasons ... Closed out the season with four receptions for 56 yards at Indianapolis ... 70 of his 84 receptions were caught within 10 yards from the line of scrimmage, yet he averaged over 10 yards per reception, totaling 362 yards after the catch ... Turned a short pass across the middle into a season-long 35-yard reception vs. Buffalo (10/23) ... His longest touchdown reception of the year was 15 yards ... Five of his six touchdowns were scored from within the 10-yard line ... Had just four dropped balls all season.

1994 (16/16, 1/1): Earned First-Team All-Pro honors for his record-breaking performance in 1994 ... Elected to his first Pro Bowl as a starter ... Led the Patriots in receptions (96), receiving yards (1,174), longest reception (62-yard touchdown) and most touchdown receptions (7) ... His 96 catches set an NFL receiving record by a tight end, breaking Todd Christensen's record of 95 receptions in 1986 ... Coates eclipsed the Patriots' reception record of 84 catches set by Stanley Morgan in 1986

PATRIOTS ALL-TIME LEADING SCORERS

Entering the 1998 season, Ben Coates ranks eighth among the franchise's all-time leading scorers. The Top 10 scorers are listed below:

		— Touchdowns —						
Player	**Years**	**TD**	**Ru**	**Pa**	**Rt**	**FG**	**PAT**	**Total**
Gino Cappelletti	1960-70	42	0	42	0	176	342	1,130
John Smith	1974-83	0	0	0	0	128	308	692
Tony Franklin	1984-87	0	0	0	0	93	163	442
Stanley Morgan	1977-89	68	0	67	1	0	0	408
Sam Cunningham	1973-79, 81-82	49	43	6	0	0	0	294
Jim Nance	1965-71	46	45	1	0	0	0	276
Tony Collins	1981-87	44	32	12	0	0	0	264
Ben Coates	**1991-97**	**42**	**0**	**42**	**0**	**0**	**0**	**254**
Larry Garron	1960-68	42	14	26	2	0	0	252
Irving Fryar	1984-92	41	1	37	3	0	0	246

HONORS AND AWARDS

1993 Awards
- 1776 Quarterback Club Offensive Player of the Year

1994 Awards
- Associated Press First-Team All-Pro Selection
- UPI First-Team All-AFC Selection
- First-Team Pro Bowl Selection
- *USA Today* All-Pro Team
- CNN All-Pro Team
- *Pro Football Weekly* All-NFL Team
- *Pro Football Weekly* All-AFC Team
- *Football Digest* First-Team All-Pro Selection
- *College and Pro Football Newsweekly* All-Pro
- *Football News* First-Team All-AFC
- Tom Jackson's Pro Football Update First-Team All-NFL
- 1776 Quarterback Club Co-Offensive Most Valuable Player
- Patriots' Miller Lite Player of the Game — at Indianapolis (11/27/94)
- Staples Star of the Game — vs. Buffalo (9/11/94)
- Staples Star of the Game — at Indianapolis (11/27/94)

1995 Awards
- Associated Press First-Team All-Pro Selection
- UPI First-Team All-AFC Selection
- First-Team Pro Bowl Selection
- Pro Football Writers of America All-Pro Team
- NFL Alumni Tight End of the Year
- *USA Today* All-Pro Team
- *Sports Illustrated* All-NFL Team
- *Pro Football Weekly* All-NFL Team
- *Pro Football Weekly* All-AFC Team
- *The Sporting News* All-Pro Team
- *Football Digest* Second-Team All-Pro Selection
- *College and Pro Football Newsweekly* All-Pro
- *Football News* First-Team All-AFC

1996 Awards
- Second-Team Pro Bowl Selection
- *USA Today* All-Pro Team
- UPI Second-Team All-AFC Selection
- Associated Press Third-Team All Pro
- Patriots' Miller Lite Player of the Game — at Miami (9/1/96)
- Patriots' Miller Lite Player of the Game — vs. Miami (11/3/96)
- Staples Star of the Game — at Miami (9/1/96)

1997 Awards
- Second-Team Pro Bowl Selection
- *Sports Illustrated* All-Pro
- *College & Pro Football Newsweekly*
- Second-Team All-Pro
- *Football News* All-AFC

... Led the AFC in receptions and finished fourth in the NFL following only Minnesota's Cris Carter (122 receptions), San Francisco's Jerry Rice (112) and Atlanta's Terance Mathis (111) ... His 1,174 yards receiving ranked fourth in the AFC and ninth in the NFL ... His 1,174 receiving yards was the second-best single-season performance in franchise history, trailing only Stanley Morgan's 1,491 yards in 1986 ... Eclipsed the 100-yard receiving plateau five times ... Led the team in receptions in eight games ... He caught more passes in 16 games in 1994 (96 total) than he had in his 48 previous games from 1991 through 1993 (83 total receptions) ... Opened the season with a career-high 161-yard effort on eight receptions (20.1 avg.) including touchdowns of two and 62 yards at Miami (9/4) ... His 161 receiving yards ranks sixth in team history ... The 62-yard reception was the longest of the season ... Followed with nine receptions for 124 yards (13.8 avg.) and two touchdowns vs. Buffalo (9/11) ... Two scores vs. Buffalo was the third consecutive two-touchdown effort dating back to the '93 season finale vs. Miami (1/2/94) ... Recorded eight receptions for 108 yards in a 31-28 victory at Cincinnati (9/18), his third consecutive 100-yard game of the season ... Scored on a 7-yard reception with just 27 seconds remaining in the first half in a 23-17 victory over Detroit (9/25) ... Led the Patriots with six catches for 87 yards in a 17-16 victory over Green Bay (10/2) ... Followed with nine receptions for 123 yards vs. the Raiders (10/9) ... Led the team with seven receptions for 92 yards the following week at New York (10/16) ... Set a Patriots record with 12 receptions for 119 yards (9.9 avg.) in a 12-10 victory at Indianapolis (11/27) ... The previous franchise record was 11 receptions in a game, set by Art Graham in 1966 and later tied by Tony Collins (11/29/87), Leroy Thompson (11/13/94) and equaled in 1995 by Coates (12/16/95) ... Led the Patriots receiving efforts in two of the final three games of the season with six grabs and a touchdown vs. Indianapolis (12/11) and five catches and a touchdown at Buffalo (12/18) ... Capped his All-Pro year with six receptions

for 79 yards in the playoff loss at Cleveland (1/1/95) … Caught twice as many passes as the leading receivers on two other teams — Cleveland's Derrick Alexander (48 receptions) and Tampa Bay's Lawrence Dawsey (46).

1993 (16/10): Started 10 of the 16 games he played, including the final seven of the season … Led the team with 53 receptions … Finished the season ranked sixth among NFL tight ends in receptions and second in touchdown receptions with eight … His eight touchdowns led the team and ranked fourth in the AFC … Averaged one touchdown for every 6.6 receptions … Voted the Offensive Player of the Year by the 1776 Quarterback Club of New England … Credited with six special teams tackles and added two tackles after Patriot turnovers … His longest reception of the year was a pass over the middle which he turned into a 54-yard touchdown in the season opener at Buffalo (9/5) … It was the first career touchdown pass thrown by quarterback Drew Bledsoe … Recorded a season-high six receptions on three occasions … Grabbed six aerials for 39 yards in the home opener vs. Detroit (9/12) … Registered his first 100-yard game at Indianapolis (10/31) with six receptions for 108 yards to earn Miller Lite Player of the Game honors, as selected by a local media panel … Added six catches for 95 yards and two touchdowns in the 33-27 OT victory over Miami in the season finale (1/2/94) … Scored two touchdowns on only four catches in the Patriots' first victory of the season, 23-21 at Phoenix (10/10) … Was the only Patriots receiver to top the single-game 100-yard plateau in 1993 … Led the Patriots in receptions in six games and in receiving yards on five occasions.

1992 (16/2): Played in all 16 games with starts vs. San Francisco (10/11) and at Kansas City (12/13) … Caught 20 passes for 171 yards and three touchdowns … Credited with six special teams stops … Had season-high five receptions for 45 yards and a touchdown vs. San Francisco (10/11) … Caught three passes for 35 yards and a touchdown vs. Cleveland (10/25) … Had a 2-yard touchdown reception at Indianapolis (11/15).

1991 (16/2): Played in all 16 games during rookie season … Started two games at tight end when Patriots opened up in a two tight end formation … Finished the season with 10 receptions for 95 yards and a touchdown … Led the team in special teams tackles with 12 … First career reception was a 6-yard pass from Tommy Hodson in the season opener at Indianapolis (9/1) … Caught second pass of his career and added two special teams tackles vs. Minnesota (10/20) … Had a season-high four catches for 41 yards at Buffalo (11/3) … Caught first career touchdown with seven seconds left in regulation to tie the game in a 23-17 overtime victory vs. Indianapolis (12/8).

College: Three-year letterman at Livingstone College in Salisbury, N.C. (1987-88, 1990) … Earned First-Team All-CIAA and Black College Sports All-American honors as a senior after catching 36 passes for 504 yards (14.0 avg.) and nine touchdowns … Played basketball as a junior after sitting out the football season … Finished collegiate career with 103 receptions for 1,228 yards and 18 touchdowns … Took home Livingstone's Most Valuable Player awards in 1987, 1988 and 1990 … Won the Baxter Holman Memorial Award as a freshman and the S.W. Lancaster Award as a sophomore.

Personal: Ben Terrence Coates was born on Aug. 16, 1969 in Greenwood, S.C. … Played only one season of football at Greenwood (S.C.) High and was voted the team's Most Valuable Player … Majored in sports management at Livingstone College … Earned Most Improved Player honors on the Livingstone College track team as a sophomore … Ben is married (Yvette) and has four children: Lauren, Brianna, Brittany and Destiny.

DOUBLE-DIGIT RECEPTION GAMES

Date	Opponent	G	No	Yds	Avg	Lg	TD	W/L	Score
11/27/94	at Indianapolis	S	12	119	9.9	16	0	W	12-10
12/16/95	at Pittsburgh	S	11	83	7.5	13	2	L	27-41
11/13/94	Minnesota	S	10	74	7.4	18	0	W	(OT) 26-20

BEN COATES' NFL STATISTICS

Regular Season Receiving Statistics

Year	Team	G/S	No	Yds	Avg	Lg	TD
1991	Patriots	16/2	10	95	9.5	17	1
1992	Patriots	16/2	20	171	8.9	22t	3
1993	Patriots	16/10	53	659	12.4	54t	8
1994	Patriots	16/16	96	1,174	12.2	62t	7
1995	Patriots	16/15	84	915	10.9	35	6
1996	Patriots	16/15	62	682	11.0	84t	9
1997	Patriots	16/16	66	737	11.2	35	8
Totals-7 years		**112/76**	**391**	**4,433**	**11.3**	**84t**	**42**

Additional Regular Season Statistics

Rushing—1991 (1 for -6 yards), 1992 (1 for 2), 1994 (1 for 0)
Kickoff Returns—1991 (1 for 6 yards), 1997 (1 for 20 yards)
Fumbles/Lost/Recovered/Out of Bounds—1992 (1/1/0/0), 1994 (2/1/2/1), 1995 (4/4/0/0), 1996 (1/1/0/0)
Special Teams Tackles—1991 (12), 1992 (6), 1993 (6)
Miscellaneous Tackles—1993 (2), 1994 (2), 1995 (1), 1997 (3)
Two-point Conversions—1996 (1)

Postseason Receiving Statistics

Season	Team	G/S	No	Yds	Avg	Lg	TD
1994	Patriots	1/1	6	79	13.2	24	0
1996	Patriots	3/3	10	90	9.0	19	1
1997	Patriots	2/2	4	25	6.3	9	0
Totals-3 years		**6/6**	**20**	**194**	**9.7**	**24**	**1**

Additional Playoff Statistics

Misc. Tackles—1994 (1), 1997 (1)

Pro Bowl Receiving Statistics

Season	Team	G/S	No	Yds	Avg	Lg	TD
1994	AFC	1/0	2	12	6.0	11	0
1995	AFC	1/1	5	66	13.2	36	0
1996	AFC	1/0	2	46	23.0	43	0
1997	AFC	1/0	1	8	8.0	8	0

100-YARD RECEIVING GAMES

Date	Opponent	G	No	Yds	Avg	Lg	TD	W/L	Score
09/04/94	at Miami	S	8	161	20.1	62t	2	L	35-39
11/03/96	Miami	S	5	135	27.0	84t	2	W	42-23
09/11/94	Buffalo	S	9	124	13.8	31	2	L	35-38
10/09/94	L.A. Raiders	S	9	123	13.7	26	0	L	17-21
11/27/94	at Indianapolis	S	12	119	9.9	16	0	W	12-10
09/18/94	at Cincinnati	S	8	108	13.5	23	0	W	31-28
10/31/93	at Indianapolis	p	6	108	18.0	45	0	L	6- 9
09/03/95	Cleveland	S	9	106	11.8	19	0	W	17-14

COATES VS. THE NFL

Team	G/S	No	Yds	Avg	Lg	TD	W-L
Arizona	3/1	10	85	8.5	15	3	2-1
Atlanta	2/1	2	7	3.5	4	0	0-2
Baltimore	1/1	7	83	11.9	23	1	1-0
Buffalo	14/8	52	657	12.6	54t	9	7-7
Carolina	1/1	4	41	10.3	17	0	0-1
Chicago	2/2	9	87	9.7	23	0	2-0
Cincinnati	4/2	12	140	11.7	23	1	2-2
Cleveland*	6/4	24	280	11.7	24	1	2-4
Dallas	1/1	0	0	0.0	0	0	0-1
Denver	5/3	17	197	11.6	33	0	0-5
Detroit	2/2	10	88	8.8	21	1	1-1
Green Bay*	3/3	15	168	11.2	26	2	1-2
Houston	2/0	3	68	22.7	39	0	1-1
Indianapolis	14/8	53	608	8.2	45	3	10-4
Jacksonville*	3/3	11	86	7.8	27	2	3-0
Kansas City	2/1	3	34	11.3	18	0	0-2
Miami*	15/12	48	664	13.8	84t	8	6-9
Minnesota	3/2	16	149	9.3	18	0	2-1
N.Y. Giants	1/1	3	19	6.3	13t	1	1-0
N.Y. Jets	14/10	35	379	10.8	39	4	8-6
New Orleans	2/1	8	97	12.1	27	0	0-2
Oakland	1/1	9	123	13.7	26	0	0-1
Pittsburgh*	6/5	22	173	7.9	18	4	1-5
St. Louis	1/0	0	0	0.0	0	0	0-1
San Diego	3/3	12	153	12.8	35	1	3-0
San Francisco	2/2	10	117	11.7	31	1	0-2
Seattle	3/2	8	63	7.9	25	1	0-3
Tampa Bay	1/1	3	27	9.0	11	0	0-1

GAMES AVERAGING 20+ YARDS PER CATCH

Date	Opponent	G	No	Yds	Avg	Lg	TD	W/L	Score
09/05/93	at Buffalo	p	1	54	54.0	54t	1	L	14-38
11/03/96	Miami	S	5	135	27.0	84t	2	W	42-23
10/12/97	Buffalo	S	4	92	23.0	30	1	W	33-6
10/17/93	Houston	p	3	68	22.7	39	0	L	14-28
12/26/93	Indianapolis	S	2	44	22.0	28	0	W	38-0
09/04/94	at Miami	S	8	161	20.1	62t	2	L	35-39
09/14/97	New York Jets	S	2	40	20.0	32	1	W	(OT) 27-24

MULTIPLE TOUCHDOWN GAMES

Date	Opponent	G	No	Yds	Avg	Lg	TD	W/L	Score
11/26/95	at Buffalo	S	6	60	10.0	18	3	W	35-25
11/03/96	Miami	S	5	135	27.0	84t	2	W	42-23
12/16/95	at Pittsburgh	S	11	83	7.5	13	2	L	27-41
09/11/94	Buffalo	S	9	124	13.8	31	2	L	35-38
09/04/94	at Miami	S	8	161	20.1	62t	2	L	35-39
01/02/94	Miami	S	6	95	15.8	42	2	W	(OT) 33-27
10/10/93	at Phoenix	p	4	24	6.0	15	2	W	23-21

1997 NFL TIGHT END RECEPTION LEADERS

Although Shannon Sharpe caught six more passes than Coates in 1997, Coates scored five more touchdowns than his AFC counterpart. The two have represented the AFC in the Pro Bowl following each of the last four seasons. During that time, the two tight ends have dominated their position. Their receiving totals from last year and since 1994 are listed below:

Tight End, Team	No.	Yds	Avg	Lg	TD
Shannon Sharpe, Denver	72	1,107	15.4	68t	3
Ben Coates, New England	**66**	**737**	**11.2**	**35**	**8**
Eric Green, Baltimore	65	601	9.2	37t	5
Frank Wycheck, Tennessee	63	748	11.9	42	4

TOP TIGHT END RECEPTION TOTALS SINCE 1994

Receptions		Yards		Touchdowns	
308	**Ben Coates**	3,935	Shannon Sharpe	**30**	**Ben Coates**
302	Shannon Sharpe	**3,508**	**Ben Coates**	21	Shannon Sharpe
214	Wesley Walls	2,559	Wesley Walls	20	Wesley Walls
171	Brent Jones	2,106	Tony McGee	18	Keith Jackson
167	Tony McGee	2,076	Brent Jones	15	Brent Jones/Tony McGee

PATRIOTS TOP 10 SINGLE-SEASON TOUCHDOWN RECEPTION LEADERS

12	Stanley Morgan 1979	9	Gino Cappelletti.....1965
10	Stanley Morgan.....1986	9	Jim Colclough.....1961
10	Jim Colclough.....1962	9	Jim Colclough.....1960
9	**Ben Coates.....1996**	**8**	**Ben Coates.....1997**
9	Randy Vataha 1971	**8**	**Ben Coates.....1993**

BEN COATES' 1991 GAME-BY-GAME RECEIVING TOTALS

1991	Opponent	P/S	No	Yds	Avg	Lg	TD	W/L	Score
09/01	at Indianapolis	p	1	6	6.0	6	0	W	16-7
09/08	Cleveland	p	-	-	-	-	-	L	0-20
09/15	at Pittsburgh	p	-	-	-	-	-	L	6-20
09/22	Houston	p	-	-	-	-	-	W	24-20
09/29	at Phoenix	p	-	-	-	-	-	L	10-24
10/06	Miami	p	-	-	-	-	-	L	10-20
10/20	Minnesota	p	1	17	17.0	17	0	W	(OT) 26-23
10/27	Denver	p	-	-	-	-	-	L	6-9
11/03	at Buffalo	p	4	41	10.2	17	0	L	17-22
11/10	at Miami	S	-	-	-	-	-	L	20-30
11/17	NY Jets	S	1	7	7.0	7	0	L	21-28
11/24	Buffalo	p	1	11	11.0	11	0	W	16-13
12/01	at Denver	p	-	-	-	-	-	L	3-20
12/08	Indianapolis	p	1	2	2.0	2t	1	W	(OT) 23-17
12/15	at NY Jets	p	-	-	-	-	-	W	6-3
12/22	at Cincinnati	p	1	11	11.0	11	0	L	7-29
1991 Season Totals		**16/2**	**10**	**95**	**9.5**	**17**	**1**	**6-10**	

BEN COATES' 1992 GAME-BY-GAME RECEIVING TOTALS

1992	Opponent	P/S	No	Yds	Avg	Lg	TD	W/L	Score
09/13	at L.A. Rams	p	-	-	-	-	-	L	0-14
09/20	Seattle	p	1	6	6.0	6	0	L	6-10
09/27	Buffalo	p	4	31	7.8	11	0	L	7-41
10/04	at N.Y. Jets	p	3	23	7.7	12	0	L	21-30
10/11	San Francisco	S	5	45	9.0	14	1	L	12-24
10/18	at Miami	p	1	6	6.0	6	0	L	17-38
10/25	Cleveland	p	3	35	11.7	22t	1	L	17-19
11/01	at Buffalo	p	-	-	-	-	-	L	7-16
11/08	New Orleans	p	1	7	7.0	7	0	L	14-31
11/15	at Indianapolis	p	1	2	2.0	2	1	W (OT)	37-34
11/22	N.Y. Jets	p	-	-	-	-	-	W	24-3
11/29	at Atlanta	p	-	-	-	-	-	L	0-34
12/06	Indianapolis	p	-	-	-	-	-	L	0-6
12/13	at Kansas City	S	-	-	-	-	-	L	20-27
12/20	at Cincinnati	p	-	-	-	-	-	L	10-20
12/27	Miami	p	1	16	16.0	16	0	L	13-16
1992 Season Totals		**16/2**	**20**	**171**	**8.9**	**22t**	**3**	**2-14**	

BEN COATES' 1993 GAME-BY-GAME RECEIVING TOTALS

1993	Opponent	P/S	No	Yds	Avg	Lg	TD	W/L	Score
09/05	at Buffalo	p	1	54	54.0	54t	1	L	14-38
09/12	Detroit	S	6	39	6.5	13	0	L (OT)	16-19
09/19	Seattle	S	4	47	11.8	25	1	L	14-17
09/26	at N.Y. Jets	p	1	6	6.0	6	0	L	7-45
10/10	at Phoenix	p	4	24	6.0	15	2	W	23-21
10/17	Houston	p	3	68	22.7	39	0	L	14-28
10/24	at Seattle	S	3	10	3.3	4	0	L	9-10
10/31	at Indianapolis	p	6	108	18.0	45	0	L	6-9
11/07	Buffalo	p	3	22	7.3	12	0	L (OT)	10-13
11/21	at Miami	S	3	32	10.7	13	0	L	13-17
11/28	N.Y. Jets	S	2	20	10.0	17	0	L	0-6
12/05	at Pittsburgh	S	3	33	11.0	16	1	L	14-17
12/12	Cincinnati	S	3	21	7.0	11	1	W	7-2
12/19	at Cleveland	S	3	36	12.0	18	0	W	20-17
12/26	Indianapolis	S	2	44	22.0	28	0	W	38-0
01/02	Miami	S	6	95	15.8	42	2	W (OT)	33-27
1993 Season Totals		**16/10**	**53**	**659**	**12.4**	**54t**	**8**	**5-11**	

BEN COATES' 1994 GAME-BY-GAME RECEIVING TOTALS

1994	Opponent	P/S	No	Yds	Avg	Lg	TD	W/L	Score
09/04	at Miami	S	8	161	20.1	62t	2	L	35-39
09/11	Buffalo	S	9	124	13.8	31	2	L	35-38
09/18	at Cincinnati	S	8	108	13.5	23	0	W	31-28
09/25	at Detroit	S	4	49	12.3	21	1	W	23-17
10/02	Green Bay	S	6	87	14.5	26	0	W	17-16
10/09	L.A. Raiders	S	9	123	13.7	26	0	L	17-21
10/16	at N.Y. Jets	S	7	92	13.1	39	0	L	17-24
10/30	Miami	S	2	17	8.5	9	0	L	3-23
11/6	at Cleveland	S	3	24	8.0	11	0	L	6-13
11/13	Minnesota	S	10	74	7.4	18	0	W (OT)	26-20
11/20	San Diego	S	2	22	11.0	13	0	W	23-17
11/27	at Indianapolis	S	12	119	9.9	16	0	W	12-10
12/4	N.Y. Jets	S	2	21	10.5	13	0	W	24-13
12/11	Indianapolis	S	6	68	11.3	37	1	W	28-18
12/18	at Buffalo	S	5	59	11.8	22	1	W	41-17
12/24	at Chicago	S	3	26	8.7	11	0	W	13-3
1994 Season Totals		**16/16**	**96**	**1174**	**12.2**	**62t**	**7**	**10-6**	
1/1	at Cleveland+	S	6	79	13.2	24	0	L	13-20
1994 Playoff Totals		**1/1**	**6**	**79**	**13.2**	**24**	**0**	**0-1**	

BEN COATES' 1995 GAME-BY-GAME RECEIVING TOTALS

1995	Opponent	P/S	No	Yds	Avg	Lg	TD	W/L	Score
9/03	Cleveland	S	9	106	11.8	19	0	W	17-14
9/10	Miami	S	3	23	7.7	10	0	L	3-20
9/17	at San Francisco	S	5	72	14.4	31	0	L	3-28
10/01	at Atlanta	S	2	7	3.5	4	0	L	17-30
10/08	Denver	S	7	84	12.0	25	0	L	3-37
10/15	at Kansas City	p	3	34	11.3	18	0	L	26-31
10/23	Buffalo	S	5	75	15.0	35	0	W	27-14
10/29	Carolina	S	4	41	10.3	17	0	L (OT)	17-20
11/05	at N.Y. Jets	S	4	35	8.8	13	0	W	20-7
11/12	at Miami	S	2	18	9.0	10	1	W	34-17
11/19	Indianapolis	S	9	89	9.9	19	0	L	10-24
11/26	at Buffalo	S	6	60	10.0	18	3	W	35-25
12/03	New Orleans	S	7	90	12.9	27	0	L	17-31
12/10	N.Y. Jets	S	3	42	14.0	24	0	W	31-28
12/16	at Pittsburgh	S	11	83	7.5	13	2	L	27-41
12/23	at Indianapolis	S	4	56	14.0	28	0	L	7-10
1995 Season Totals		**16/15**	**84**	**915**	**10.9**	**35**	**6**	**6-10**	

BEN COATES' 1996 GAME-BY-GAME RECEIVING TOTALS

1996	Opponent	P/S	No.	Yds	Avg	Lg	TD	W/L	Score
09/01	at Miami	S	6	69	11.5	29	1	L	10-24
09/08	at Buffalo	S	3	31	10.3	12	0	L	10-17
09/15	Arizona	S	6	61	10.2	13	1	W	31-0
09/22	Jacksonville	S	4	27	6.8	14	1	W	28-25
10/06	at Baltimore	S	7	83	11.9	23	1	W	46-38
10/13	Washington	S	5	34	6.8	12	0	L	22-27
10/20	at Indianapolis	S	1	7	7.0	7	0	W	27-9
10/27	Buffalo	S	4	40	10.0	14	0	W	28-25
11/03	Miami	S	5	135	27.0	84t	2	W	42-23
11/10	at N.Y. Jets	S	4	27	6.8	17t	1	W	31-27
11/17	Denver	S	5	48	9.6	13	0	L	8-34
11/24	Indianapolis	p	1	12	12.0	12	0	W	27-13
12/01	at San Diego	S	6	71	11.8	22	0	W	45-7
12/08	New York Jets	S	2	18	9.0	16	1	W	34-10
12/15	at Dallas	S	-	-	-	-	-	L	6-12
12/21	at N.Y. Giants	S	3	19	6.3	13t	1	W	23-22
1996 Season Totals		**16/15**	**62**	**682**	**11.0**	**84t**	**9**	**11-5**	
1/5	Pittsburgh	S	3	18	6.0	8	0	W	28-3
1/12	Jacksonville	S	1	5	5.0	5	0	W	20-6
1/26	vs. Green Bay	S	6	67	11.2	19	1	L	21-35
1996 Postseason Totals		**3/3**	**10**	**90**	**9.0**	**19**	**1**	**2-1**	

BEN COATES' 1997 GAME-BY-GAME RECEIVING TOTALS

Date	Opponent	P/S	No	Yds	Avg	Lg	TD	W/L	Score
08/31	San Diego	S	4	60	15.0	35	1	W	41-7
09/07	at Indianapolis	S	4	54	13.5	21	0	W	31-6
09/14	N.Y. Jets	S	2	40	20.0	32	1	W (OT)	27-24
09/21	Chicago	S	6	61	10.2	23	0	W	31-3
10/06	at Denver	S	5	65	13.0	33	0	L	13-34
10/12	Buffalo	S	4	92	23.0	30	1	W	33-6
10/19	at N.Y. Jets	S	4	48	12.0	31	1	L	19-24
10/27	Green Bay	S	3	14	4.7	11	1	L	10-28
11/02	at Minnesota	S	5	58	11.6	18	0	L	18-23
11/09	at Buffalo	S	3	17	5.7	7	1	W	31-10
11/16	at Tampa Bay	S	3	27	9.0	11	0	L	7-27
11/23	Miami	S	3	39	13.0	18	0	W	27-24
11/30	Indianapolis	S	5	41	8.2	17	0	W	20-17
12/07	at Jacksonville	S	6	54	9.0	27	1	W	26-20
12/13	Pittsburgh	S	5	39	7.8	18	1	L (OT)	21-24
12/22	at Miami	S	4	28	7.0	9	0	W	14-12
1997 Season Totals		**16/16**	**66**	**737**	**11.2**	**35**	**8**	**10-6**	
12/28	Miami	S	4	25	6.3	9	0	W	17-3
01/03	at Pittsburgh	S	-	-	-	-	-	L	6-7
1997 Postseason Totals		**2/0**	**4**	**25**	**6.3**	**9**	**0**	**1-1**	

54 TODD COLLINS OLB

career GP/GS

	Season	Playoffs
1992	10/0	—
1993	16/12	—
1994	7/7	—
1996	16/9	3/3
1997	15/15	2/2
Totals	64/43	5/5

out takes

★Todd was named Tennessee's "Mr. Football" as a prep All-American in 1987, the same title won by his brother, Brent, in 1985.

★That year, he was rated the top prep prospect in the country and earned National Defensive Player of the Year honors from *USA Today*.

★Todd and his wife, Jill, were married last May in the British Virgin Islands.

Career Transactions

Todd Collins was drafted by the Patriots after his junior year with their first of two selections in the third round of the 1992 NFL draft (64th player selected) ... Signed by the Patriots (7/23/92) ... Placed on injured reserve with a neck injury (10/16/92-11/13/92) ... Placed on injured reserve with a knee injury (11/15/94 - for the remainder of the season) ... Became a restricted free agent (2/15/95) and re-signed with the Patriots (4/20/95) ... Did not report to training camp and was placed on a reserved-did not report list ... Missed the entire 1995 season, but filed for reinstatement following the year ... Returned for the 1996 season ... Became an unrestricted free agent after the 1996 season and re-signed with the Patriots (4/4/97).

Career Highlights (GP/GS: 64/43; 5/5)

- Started 17 games for the Patriots in 1997, including both playoff games. His previous single season high was 12 starts in 1993.
- Recorded a career-high 99 tackles (64 solos), including 1.5 sacks. Intercepted a Dan Marino pass and returned it 40 yards for a touchdown in the Patriots' wild-card game victory over the Dolphins (12/28/97).
- Led the team and tied a career-high with 14 tackles (10 solos) vs. Green Bay (10/27).
- Forced his first fumble of the season and just the second of his career at the Patriots' 3-yard line in a 27-24 overtime victory over the Jets (9/14).
- Began his career lined up inside in the Patriots' 3-4 defensive alignment along with former Patriot Vincent Brown. Moved to outside linebacker upon his return in 1996.
- He emerged as a starter in 1993 and finished the season with 92 tackles, including a sack and an interception.
- Started the first seven games of the 1994 season prior to suffering a season-ending knee injury. Rehabilitated the injury in New England during the offseason, but elected to sit out 1995 season.

HEIGHT: 6-2	**WEIGHT:** 248
YEAR: 6TH	**YRS/PAT:** 6TH
ACQ: D3A (64TH) '92	
SCHOOL: CARSON-NEWMAN	
MAJOR: PSYCHOLOGY	
BORN: MAY 27, 1970 NEW MARKET, TN	

Returned to the Patriots in 1996.

Seasonal Reviews

1997 (15/15, 2/2): Started 17 games for the Patriots at strongside linebacker, including both playoff games … He has now played in 36 of 37 potential games since returning to the team after a one-year hiatus in 1995 … Recorded a career-high 99 total tackles (64 solos)-third on the team … Posted 1.5 sacks, forced two fumbles and batted down four pass attempts … Made the season-opening defensive tackle and finished the game with two hits and a pass defensed vs. San Diego (8/31) … Made the season-opening defensive tackle … Pressured Stan Humphries on a play which resulted in a league fine, but did not draw a penalty for the hit … Strained his groin in the game, but did return … The injury caused him to miss the following game at Indianapolis (9/7) … Forced his first fumble of the season and just the second of his career at the Patriots' 3-yard line in a 27-24 overtime victory over the Jets (9/14) … Led the team and tied a career-high with 14 tackles, including 10 solos, vs. Green Bay (10/27) … Shared a sack with Ty Law at Minnesota (11/2), his first of the season … Led the team with six tackles at Buffalo (11/9) … Named defensive team captain the following week at Tampa Bay (11/16) and was credited with 12 tackles … Credited with nine defensive stops and a pass defensed vs. Miami (11/23) … Forced a Marshall Faulk fumble in a 20-17 victory over Indianapolis (11/30) … Posted seven tackles in the season finale at Miami (12/22), including a Dan Marino sack, but came up just one tackle shy of cracking the century mark for the first time of his career and finished the regular season with 99 total tackles … Intercepted a Dan Marino pass in the third quarter of the Patriots wild-card game vs. Miami (12/28) and returned it 40 yards for a touchdown … It was the first touchdown of his career and the first interception returned for a touchdown in Patriots playoff history … Finished second on the team in tackles with eight in the divisional playoff loss at Pittsburgh (1/3).

1996 (16/9, 3/3): Completed an injury-free season, playing in every game at outside linebacker, including nine starts … Opened the season as a defensive substitute who came in during passing situations … Later platooned with Monty Brown at outside linebacker … Elevated to full-time status for the final month of the season and throughout the playoffs after Brown was sidelined for the season with an Achilles injury at San Diego (12/1) … Finished the season ranked sixth on the team with 65 tackles, including 46 solos … Totaled 21 tackles in the postseason, third on the team … Started in the second game of the season at Buffalo (9/8) and recorded two solo tackles … It was his first start since Nov. 13, 1994 vs. Minnesota … Did not start, but filled in for an injured Brown and grabbed the second interception of his career in a 31-0 shutout over Arizona (9/15) … Started the next two games for Brown, totaling six tackles in back-to-back victories over Jacksonville (9/22) and at Baltimore (10/6) … Platooned with Brown at outside linebacker for the next eight games, with three starts … Started vs. Denver (11/17) and led the team with a game-high 12 tackles (9 solos) … Saw reserve action in each of the next two games, vs. Indianapolis (11/24) and at San Diego (12/1), but returned to the starting lineup and led the team with six tackles vs. the Jets (12/8) … Recorded six tackles the following week at Dallas (12/15) and closed out the regular season with four tackles at the Giants (12/21) … Made his NFL postseason debut and totaled six tackles in a 28-6 victory over Pittsburgh (1/5/97) in the divisional playoff game … Led the team with nine stops in the Patriots' AFC Championship victory over Jacksonville (1/12/97) … Closed out the season with 37 tackles in the final six games, including postseason play.

1995 (0/0): Did not report to the team and was placed on the Patriots' reserved-did not report list.

1994 (7/7, 0/0): Suffered a strained left knee in the final preseason game and missed the first three games of the regular season … Returned to the starting lineup to help the Patriots to a 23-17 victory at Detroit (9/25) … Started the next seven games before suffering ligament damage to his right knee vs. Minnesota (11/13), which sidelined him for the remainder of the year … Finished the year with 38 total tackles (26 solos) and one pass defensed … Recorded seven tackles vs. Green Bay (10/2) and vs. Raiders (10/9) … Followed with a five-tackle outing at New York (10/16) before recording a career-high 14 tackles (10 solos) vs. Miami (10/30) … His 14 tackles were the most by a Patriot in 1994 … Started vs. Minnesota (11/13), but sustained a season-ending knee injury.

1993 (16/12): Started the final 12 games of the season at inside linebacker … Finished second on the team with 92 tackles, 57 solo stops including one quarterback sack … Snared his first career interception off Seattle's Rick Mirer (9/19) and returned it 8 yards … Batted down two passes, forced and recovered one fum-

ble ... Added three special teams tackles ... Led the team with 13 tackles vs. Buffalo (11/7) to earn Miller Lite Player of the Game honors ... Added a game-high 12-tackle performance in the season finale vs. Miami (1/2/94) ... Forced a Roosevelt Potts fumble in a 38-0 shutout vs. Indianapolis (12/26) ... Recovered a Tommy Vardell fumble and returned it 2 yards in a 20-17 victory at Cleveland (12/19) ... Totaled four tackles in his first career start in a 23-21 triumph at Phoenix (10/10) ... Recorded his first career sack at Pittsburgh (12/5).

1992 (10/0): Played in 10 games, seeing extensive duty on special teams ... Tied for second on the team with 11 special teams tackles ... Finished the season with only three defensive stops ... Credited with two tackles at linebacker and recovered two fumbles on special teams at NY Jets (10/4) ... Missed four games after being placed on injured reserve (10/16) because of a neck injury.

College: As a senior, he recorded 119 tackles (66 solos), six sacks and 11 stops behind the line of scrimmage ... Returned two interceptions for touchdowns and was credited with 16 quarterback pressures ... Chosen Small College Underclassman of the Year in 1990 despite missing two games with a knee injury ... Finished season with 65 tackles (19 solos), a fumble recovery and a pass deflection ... Played in only five games after suffering a foot injury in the second game of the season as a sophomore ... In 1989, he notched 12 tackles (five solos), two sacks and a pass deflection ... Enrolled at Georgia in 1988 but received a medical redshirt after breaking foot in fall drills ... Transferred to Tennessee but suffered a separated shoulder ... Left the Volunteers that fall and enrolled at Carson-Newman.

Personal: Todd Franklin Collins was born on May 27, 1970 in New Market, Tenn. ... He was one of the most decorated athletes in the history of Jefferson County High in New Market, Tenn. ... Earned *USA Today, SuperPrep* and *Parade Magazine* first-team All-American acclaim as a senior ... Majored in psychology at Carson-Newman ... Todd and his wife, Jill, were married in May of 1998.

TODD COLLINS' NFL STATISTICS

Regular Season Defensive Statistics

Year	Team	G/S	TT	UT	A	S-Yds	I-Yds	PD	FF	FR	SpT
1992	Patriots	10/0	3	3	0	0.0-0	0-0	0	0	2	11
1993	Patriots	16/12	92	57	35	1.0-10	1-8	2	1	1	3
1994	Patriots	7/7	38	26	12	0-0	0-0	1	0	0	0
1995	Patriots	Reserved List - Did Not Report									
1996	Patriots	16/9	65	46	19	0-0	1-7	3	0	0	1
1997	Patriots	15/15	99	64	35	1.5-5.5	0-0	4	2	0	0
Totals-5 years		**64/43**	**297**	**196**	**101**	**2.5-15.5**	**2-15**	**10**	**3**	**3**	**15**

Postseason Defensive Statistics

Year	Team	G/S	TT	UT	A	S-Yds	I-Yds	PD	FF	FR	SpT
1996	Patriots	3/3	21	11	10	0-0	0-0	0	0	0	2
1997	Patriots	2/2	11	7	4	0-0	1-40t	1	0	0	0
Totals-2 years		**5/5**	**32**	**18**	**14**	**0-0**	**1-40t**	**1**	**0**	**0**	**2**

Single-Game Career Highs
Regular Season
Tackles—14 (twice) Most recent vs. Green Bay (10/27/97)
Unassisted—10 (twice) Most recent vs. Green Bay (10/27/97)
Assists—6 at Tampa Bay (11/16/97)
Sacks—1 (twice) Most recent at Miami (12/22/97)
Interceptions— none
Forced Fumbles—1 (three times) Most recent vs. Indianapolis (11/30/97)
Fumbles Recovered—1 (three times) Most recent at Cleveland (12/19/93)

Postseason
Tackles—9 vs. Jacksonville (1/12/97)
Unassisted—5 (twice) Most recent at Pittsburgh (1/3/98)
Assists— 4 vs. Jacksonville (1/12/97)
Sacks—none
Interceptions—1 returned 40 yards for TD vs. Miami (12/28/97)

TODD COLLINS' 1993 GAME-BY-GAME DEFENSIVE TOTALS

Date	Opponent	P/S	TT	UT	A	S	Yds	Int	Yds	PD	FF	FR	SpT	W/L	Score
09/05	at Buffalo	p	1	0	1	-	-	-	-	-	-	-	-	L	14-38
09/12	Detroit	p	1	0	1	-	-	-	-	-	-	-	-	L (OT)	16-19
09/19	Seattle	p	5	3	2	-	-	1	8	1	-	-	1	L	14-17
09/26	at NY Jets	p	2	2	0	-	-	-	-	1	-	-	-	L	7-45
10/10	at Phoenix	S	4	1	3	-	-	-	-	-	-	-	-	W	23-21
10/17	Houston	S	1	0	1	-	-	-	-	-	-	-	1	L	14-28
10/24	at Seattle	S	7	4	3	-	-	-	-	-	-	-	-	L	9-10
10/31	at Indianapolis	S	6	3	3	-	-	-	-	-	-	-	-	L	6-9
11/07	Buffalo	S	13	9	4	-	-	-	-	-	-	-	1	L (OT)	10-13
11/21	at Miami	S	5	4	1	-	-	-	-	-	-	-	-	L	13-17
11/28	NY Jets	S	6	3	3	-	-	-	-	-	-	-	-	L	0- 6
12/05	at Pittsburgh	S	8	7	1	1	10	-	-	-	-	-	-	L	14-17
12/12	Cincinnati	S	8	5	3	-	-	-	-	-	-	-	-	W	7-2
12/19	at Cleveland	S	6	4	2	-	-	-	-	-	-	1	-	W	20-17
12/26	Indianapolis	S	7	4	3	-	-	-	-	-	1	-	-	W	38- 0
01/02	Miami	S	12	8	4	-	-	-	-	-	-	-	-	W (OT)	33-27
1993 Season Totals		**16/12**	**92**	**57**	**35**	**1**	**10**	**1**	**8**	**2**	**1**	**1**	**3**	**5-11**	

TODD COLLINS' 1994 GAME-BY-GAME DEFENSIVE TOTALS

Date	Opponent	P/S	TT	UT	A	S	Yds	Int	Yds	PD	FF	FR	SpT	W/L	Score
09/04	at Miami						inactive							L	35-39
09/11	Buffalo						inactive							L	35-38
09/18	at Cincinnati						inactive							W	31-28
09/25	at Detroit	S	2	2	0	-	-	-	-	1	-	-	-	W	23-17
10/02	Green Bay	S	7	7	0	-	-	-	-	-	-	-	-	W	17-16
10/09	L.A. Raiders	S	7	4	3	-	-	-	-	-	-	-	-	L	17-21
10/16	at N.Y. Jets	S	5	2	3	-	-	-	-	-	-	-	-	L	17-24
10/30	Miami	S	14	10	4	-	-	-	-	-	-	-	-	L	3-23
11/06	at Cleveland	S	3	1	2	-	-	-	-	-	-	-	-	L	6-13
11/13	Minnesota	S	0	0	0	-	-	-	-	-	-	-	-	W (OT)	26-20
	placed on Injured Reserve Nov. 15, 1994														
1994	**Season Totals**	**7/7**	**38**	**26**	**12**	**0**	**0**	**0**	**0**	**1**	**0**	**0**	**0**		**4-6**

TODD COLLINS' 1996 GAME-BY-GAME DEFENSIVE TOTALS

Date	Opponent	P/S	TT	UT	A	S	Yds	Int	Yds	PD	FF	FR	SpT	W/L	Score
09/01	at Miami	p	1	1	-	-	-	-	-	-	-	-	-	L	10-24
09/08	at Buffalo	S	2	2	-	-	-	-	-	-	-	-	-	L	10-17
09/15	Arizona	p	3	2	1	-	-	1	7	1	-	-	-	W	31-0
09/22	Jacksonville	S	5	1	4	-	-	-	-	-	-	-	-	W	28-25
10/06	at Baltimore	S	1	1	0	-	-	-	-	-	-	-	-	W	46-38
10/13	Washington	p	5	3	2	-	-	-	-	-	-	-	-	L	22-27
10/20	at Indianapolis	p	4	4	0	-	-	-	-	-	-	-	-	W	27-9
10/27	Buffalo	p	2	1	1	-	-	-	-	1	-	-	-	W	28-25
11/03	Miami	S	9	7	2	-	-	-	-	-	-	-	-	W	42-23
11/10	at New York Jets	S	3	2	1	-	-	-	-	1	-	-	-	W	31-27
11/17	Denver	S	12	9	3	-	-	-	-	-	-	-	-	L	8-34
11/24	Indianapolis	p	1	0	1	-	-	-	-	-	-	-	-	W	27-13
12/01	atSan Diego	p	1	1	0	-	-	-	-	-	-	-	-	W	45-7
12/08	New York Jets	S	6	3	3	-	-	-	-	-	-	-	-	W	24-10
12/15	at Dallas	S	6	6	-	-	-	-	-	-	-	-	1	L	6-12
12/21	at New York Giants	S	4	3	1	-	-	-	-	-	-	-	-	W	23-22
1996	**Season Totals**	**16/9**	**65**	**46**	**19**	**0**	**0**	**1**	**7**	**3**	**0**	**0**	**1**	**11-5**	
01/05	Pittsburgh	S	6	3	3	-	-	-	-	-	-	-	2	W	28-3
01/12	Jacksonville	S	9	5	4	-	-	-	-	-	-	-	-	W	20-6
01/26	Green Bay	S	6	3	3	-	-	-	-	-	-	-	-	L	21-35
1996	**Postseason Totals**	**3/3**	**21**	**11**	**10**	**0**	**0**	**0**	**0**	**0**	**0**	**0**	**2**	**2-1**	

TODD COLLINS' 1997 GAME-BY-GAME DEFENSIVE TOTALS

Date	Opponent	P/S	TT	UT	A	S	Yds	Int	Yds	PD	FF	FR	SpT	W/L	Score
08/31	San Diego	S	2	2	-	-	-	-	-	1	-	-	-	W	41-7
09/07	at Indianapolis						inactive							W	31-6
09/14	New York Jets	S	5	5	0	-	-	-	-	-	1	-	-	W	27-24 (OT)
09/21	Chicago	S	4	3	1	-	-	-	-	-	-	-	-	W	31-3
10/06	at Denver	S	7	4	3	-	-	-	-	1	-	-	-	L	13-34
10/12	Buffalo	S	5	3	2	-	-	-	-	-	-	-	-	W	33-6
10/19	at New York Jets	S	5	2	3	-	-	-	-	-	-	-	-	L	19-24
10/27	Green Bay	S	14	10	4	-	-	-	-	-	-	-	-	L	10-28
11/02	at Minnesota	S	5	2	3	0.5	2.5	-	-	-	-	-	-	L	18-23
11/09	at Buffalo	S	6	5	1	-	-	-	-	-	-	-	-	W	31-10
11/16	at Tampa Bay	S	12	6	6	-	-	-	-	-	-	-	-	L	7-27
11/23	Miami	S	9	5	4	-	-	-	-	1	-	-	-	W	27-24
11/30	Indianapolis	S	7	6	1	-	-	-	-	-	1	-	-	W	20-17
12/07	at Jacksonville	S	4	2	2	-	-	-	-	1	-	-	-	W	26-20
12/13	Pittsburgh	S	7	3	4	-	-	-	-	-	-	-	-	L	21-24 (OT)
12/22	at Miami	S	7	6	1	1	3	-	-	-	-	-	-	W	14-12
1997	**Season Totals**	**15/15**	**99**	**64**	**35**	**1.5**	**5.5**	**0**	**0**	**4**	**2**	**0**	**0**	**10-6**	
12/28	Miami	S	3	2	1	-	-	1	40t	1	-	-	-	W	17-3
01/03	at Pittsburgh	S	8	5	3	-	-	-	-	-	-	-	-	L	6-7
1997	**Postseason Totals**	**2/2**	**11**	**7**	**4**	**0**	**0**	**1**	**40t**	**1**	**0**	**0**	**0**	**1-1**	



92 FERRIC COLLONS DE

Pronunciation: COLE-enz

career GP/GS

	Season	Playoffs
1992*	0/0	—
1993*	0/0	1/0
1995	16/4	—
1996	15/5	3/3
1997	5/5	—
Totals	**36/14**	**4/3**

* seasons with Raiders

out takes

★ Ferric earned some frequent flyer miles during the summer of 1995, making stops with four NFL teams in four months between May 1 and August 26, 1995. His journey began in Jacksonville and included stops in Atlanta and Green Bay before he made his arrival and found a home in New England.

★ Ferric made his NFL debut in 1993 in a playoff game for the Raiders.

★ Ferric supports the Wheatland School Foundation.

Career Transactions

Ferric Collons was acquired by New England via a trade with the Green Bay Packers for past consideration on Aug. 26, 1995 ... Originally signed by the L.A. Raiders as a rookie free agent (4/92) ... Waived by the Raiders (8/31/92) ... Re-signed to practice squad (9/2/92) ... Granted free agency after 1992 season ... Re-signed by Raiders (2/93) ... Inactive for all 16 games ... Released by Raiders (8/23/94) ... He was one of the first 10 players to be signed by Jacksonville (12/15/94) ... Released by Jaguars (5/1/95) ... Claimed off waivers by Atlanta (5/2/95) ... Traded to Green Bay (5/19/95) ... Traded from Green Bay to New England (8/26/95) ... Became a restricted free agent (2/14/97) ... Tendered an offer sheet from Philadelphia (4/14/97) ... Offer matched by Patriots (4/18/97).

Career Highlights (GP/GS: 36/14; 4/3)

- In 1996, Collons started the final seven games of the year, including each of the Patriots' playoff games.
- Posted a career-high with 4 tackles, including a Brett Favre sack, in Super Bowl XXXI (1/26/97).
- Acquired via trade just before the start of the 1995 season, Collons broke into the starting lineup in just his fourth regular season game. Collons finished the season with four quarterback sacks, tied for second on the team with Chris Slade and Vincent Brown.
- In just his third game with the Patriots, Collons recorded four tackles and two sacks at San Francisco (9/17/95), playing primarily on passing downs.
- Registered four solo tackles and a sack at Indianapolis (9/7/97).
- Recovered a Rick Mirer fumble vs. Chicago (9/21/97) and returned it 5 yards.

HEIGHT: 6-7	**WEIGHT:** 300
YEAR: 4TH	**YRS/PAT:** 4TH
ACQUIRED: TRADE (GB) '95	
SCHOOL: CALIFORNIA	
MAJOR: CRIMINAL JUSTICE	
BORN: DEC. 4, 1969 SCOTT AFB IN BELLEVILLE, ILL.	

Seasonal Reviews

1997 (5/5): Started the first five games of the regular season at

left defensive end, but suffered an injury to his left pectoral muscle and missed the remainder of the season ... Finished the year with 15 tackles (11 solos), including a sack and a fumble recovery before his season-ending injury ... Registered four solo tackles and a sack at Indianapolis (9/7) ... Recovered a Rick Mirer fumble vs. Chicago (9/21) and returned it 5 yards ... Sustained a shoulder injury and was listed among the Patriots' inactives prior to three games (Buffalo, N.Y. Jets and Green Bay) prior to being placed on injured reserve on Oct. 30.

1996 (15/5, 3/3): Saw reserve duty in each of the first 10 games of the season before moving into the starting lineup vs. Denver (11/17) ... Started the final seven games of the year, including each of the Patriots' playoff games ... Tallied 19 total stops, including half a sack, during the regular season ... Added six tackles in the playoffs, including a sack on Brett Favre in Super Bowl XXXI (1/26/97) ... Recorded three tackles (all solos) in the season opener at Miami (9/1), a regular season-high he would match three times during the year, at Indianapolis (10/20), at Dallas (12/15) and at the Giants (12/21) ... Posted a career-high with four tackles vs. Green Bay in Super Bowl XXXI (1/26/97).

1995 (1 6/4): Collons was acquired by the Patriots on Saturday, Aug. 26 and still made his NFL regular season debut in the season opener just eight days later (9/3) ... Played in every game, starting three games at left defensive end and another at right defensive end ... Received most of his playing time on passing situations when he lined up at defensive tackle and Chris Slade and Willie McGinest served as pass-rushing specialists in defensive end alignment ... Collons finished the season with four quarterback sacks, tied for second on the team with Slade and Vincent Brown ... Totaled 21 tackles (18 solo) ... Saw reserve action vs. Miami (9/10) and recorded his first two NFL tackles ... Turned in an outstanding effort the following week at San Francisco (9/17) ... Used primarily on passing downs, he recorded his first two NFL sacks and totaled four tackles ... Started the following game at right defensive end vs. Atlanta (10/1) and registered two tackles ... Registered his third sack of the season in a 27-14 victory over Buffalo (10/23) ... Started three consecutive games at left defensive end at the Jets (11/5), at Miami (11/12) and vs. Indianapolis (11/19) ... Recorded his fourth and final sack of the year in the season finale at Indianapolis (12/23).

1994 (0/0): Out of football for the majority of season after being waived by the Raiders on Aug. 23 ... Signed on with the Jaguars at the end of the season, but was later released on May 1, 1995.

1993 (0/0, 1/0-L.A. Raiders): Spent the season on Raiders roster but was inactive for all 16 regular season games ... Saw action in divisional playoff contest at Buffalo (1/15/94).

1992 (0/0-L.A. Raiders): Signed with the Raiders as a rookie free agent on July 13, but was later waived on Sept. 1, 1992 ... Re-signed to the practice squad the next day, where he spent the entire season.

College: Collons was a tremendous physical specimen, but his potential on the collegiate level was never maximized ... Played sparingly in three games in 1988, but did not letter ... Broke his hand during spring drills in 1989, limiting his opportunity for playing time.

Personal: Ferric Jason Collons was born Dec. 4, 1969 on Scott Air Force Base in Bellville, Ill. ... He earned Superior California, all-city and Delta League honors as a two-way lineman at Jesuit High School in Sacramento, Calif. ... Lettered four years in football and served as team captain his senior year ... Set a school record for sacks that season ... Lettered twice each in football, basketball and track ... Played center for the basketball team and competed in the shot put and discus in track ... Won sectional title in the shot put with a distance of 58'7" ... Majored in criminal justice at California ... Father is an industrial engineer and his mother is a teacher ... Enjoys playing golf, bass fishing and riding his motorcycle ... Ferric has a son, Kori (8/20/96).

FERRIC COLLONS' NFL STATISTICS

Regular Season Defensive Statistics

Year	Team	G/S	TT	UT	A	S-Yds	Int	PD	FF	FR	SpT
1992	Raiders	0/0	Practice Squad								
1993	Raiders	0/0	0	0	0	0.0- 0.0	0	0	0	0	0
1995	Patriots	16/4	21	18	3	4.0- 9.0	0	1	0	0	0
1996	Patriots	15/5	19	15	4	0.5- 3.5	0	1	1	0	0
1997	Patriots	5/5	15	11	4	1.0-1.0	0	0	0	1	0
Totals-3 years		**36/14**	**55**	**44**	**11**	**5.5-13.5**	**0**	**2**	**1**	**1**	**0**

Postseason Defensive Statistics

Year	Team	G/S	TT	UT	A	S-Yds	Int	PD	FF	FR	SpT
1993	Raiders	1/0	0	0	0	0.0- 0.0	0	0	0	0	0
1996	Patriots	3/3	6	5	1	1.0-10.0	0	0	0	0	0
Totals-2 years		**4/3**	**6**	**5**	**1**	**1.0-10.0**	**0**	**0**	**0**	**0**	**0**

Regular Season
Tackles – 4 (three times) Most recent at Denver (10/6/97)
Solo Tackles – 4 (twice) Most recent at Indianapolis (9/7/97)
Sacks – 2 at San Francisco (9/14/95)

Postseason
Tackles – 4 vs. Green Bay in Super Bowl XXXI (1/26/97)
Solo Tackles – 3 vs. Green Bay in Super Bowl XXXI (1/26/97)
Sacks – 1 vs. Green Bay inSuper Bowl XXXI (1/26/97)

FERRIC COLLONS' 1997 GAME-BY-GAME DEFENSIVE TOTALS

Date	Opponent	P/S	TT	UT	A	S	Yds	Int	Yds	PD	FF	FR	SpT	W/L	Score
08/31	San Diego	S	1	1	0	-	-	-	-	-	-	-	-	W	41-7
09/07	at Indianapolis	S	4	4	0	1.0	1.0	-	-	-	-	-	-	W	31-6
09/14	New York Jets	S	3	2	1	-	-	-	-	-	-	-	-	W (OT)	27-24
09/21	Chicago	S	3	1	2	-	-	-	-	-	-	1	-	W	31-3
10/06	at Denver	S	4	3	1	-	-	-	-	-	-	-	-	L	13-34
10/12	Buffalo			inactive										W	33-6
10/19	at New York Jets			inactive										L	19-24
10/27	Green Bay			inactive										L	10-28
				placed on injured reserve 10/30											
1997	**Season Totals**	**5/5**	**15**	**11**	**4**	**1**	**1**	**0**	**0**	**0**	**0**	**1**	**0**	**10-6**	

FERRIC COLLONS' 1996 GAME-BY-GAME DEFENSIVE TOTALS

Date	Opponent	P/S	TT	UT	A	S	Yds	Int	Yds	PD	FF	FR	SpT	W/L	Score
09/01	atMiami	p	3	3	0	-	-	-	-	-	-	-	-	L	10-24
09/08	at Buffalo	p	0	0	0	-	-	-	-	-	-	-	-	L	10-17
09/15	Arizona	p	2	2	0	-	-	-	-	1	-	-	-	W	31-0
09/22	Jacksonville	p	0	0	0	-	-	-	-	-	-	-	-	W	28-25
10/06	at Baltimore	p	0	0	0	-	-	-	-	-	-	-	-	W	46-38
10/13	Washington	p	0	0	0	-	-	-	-	-	-	-	-	L	22-27
10/20	at Indianapolis	p	3	3	0	-	-	-	-	-	1	-	-	W	27-9
10/27	Buffalo	p	0	0	0	-	-	-	-	-	-	-	-	W	28-25
11/03	Miami	p	2	1	1	-	-	-	-	-	-	-	-	W	42-23
11/10	at New York Jets	p	0	0	0	-	-	-	-	-	-	-	-	W	31-27
11/17	Denver	S	1	1	0	-	-	-	-	-	-	-	-	L	8-34
11/24	Indianapolis							inactive						W	27-13
12/01	at San Diego	S	0	0	0	-	-	-	-	-	-	-	-	W	45-7
12/08	New York Jets	S	2	1	1	-	-	-	-	-	-	-	-	W	24-10
12/15	at Dallas	S	3	2	1	1	4	-	-	-	-	-	-	L	6-12
12/21	at New York Giants	S	3	2	1	-	-	-	-	-	-	-	-	W	23-22
1996	**Season Totals**	**15/5**	**19**	**15**	**4**	**1**	**4**	**0**	**0**	**1**	**1**	**0**	**0**		**11-5**
01/05	Pittsburgh	S	1	1	0	-	-	-	-	-	-	-	-	W	28-3
01/12	Jacksonville	S	1	1	0	-	-	-	-	-	-	-	-	W	20-6
01/26	Green Bay	S	4	3	1	1	10	-	-	-	-	-	-	L	21-35
1996	**Postseason Totals**	**3/3**	**6**	**5**	**1**	**1**	**10**	**0**	**0**	**0**	**0**	**0**	**0**		**2-1**

FERRIC COLLONS' 1995 GAME-BY-GAME DEFENSIVE TOTALS

Date	Opponent	P/S	TT	UT	A	S	Yds	Int	Yds	PD	FF	FR	SpT	W/L	Score
09/03	Cleveland	p	0	0	0	-	-	-	-	-	-	-	-	W	17-14
09/10	Miami	p	2	1	1	-	-	-	-	-	-	-	-	L	3-20
09/17	at San Francisco	p	4	4	0	2	3	-	-	-	-	-	-	L	3-28
10/01	at Atlanta	S	2	2	0	-	-	-	-	-	-	-	-	L	17-30
10/08	Denver	p	1	1	0	-	-	-	-	-	-	-	-	L	3-37
10/15	at Kansas City	p	0	0	0	-	-	-	-	-	-	-	-	L	26-31
10/23	Buffalo	p	2	2	0	1	6	-	-	-	-	-	-	W	27-14
10/29	Carolina	p	1	1	0	-	-	-	-	-	-	-	-	L (OT)	17-20
11/05	at N.Y. Jets	S	2	2	0	-	-	-	-	-	-	-	-	W	20- 7
11/12	at Miami	S	1	1	0	-	-	-	-	-	-	-	-	W	34-17
11/19	Indianapolis	S	3	2	1	-	-	-	-	-	-	-	-	L	10-24
11/26	at Buffalo	p	0	0	0	-	-	-	-	1	-	-	-	W	35-25
12/03	New Orleans	p	1	0	1	-	-	-	-	-	-	-	-	L	17-31
12/10	N.Y. Jets	p	0	0	0	-	-	-	-	-	-	-	-	W	31-28
12/16	at Pittsburgh	p	0	0	0	-	-	-	-	-	-	-	-	L	27-41
12/23	at Indianapolis	p	2	2	0	1	0	-	-	-	-	-	-	L	7-10
1995	**Season Totals**	**16/4**	**21**	**18**	**3**	**4**	**9**	**0**	**0**	**1**	**0**	**0**	**0**		**6-10**

99 VERNON CRAWFORD OLB

career GP/GS

	Season	Playoffs
1997	16/0	0/0

out takes

★Vernon became the first Florida State product drafted by the Patriots in 11 years.

★Vernon was prep teammates with Tremain Mack (Bengals), Reggie Rusk (Seahawks) and Frank Middleton (Buccaneers).

HEIGHT: 6-4	**WEIGHT:** 245
YEAR: 2ND	**YRS/PAT:** 2ND
ACQUIRED: DS (159TH) '97	
SCHOOL: FLORIDA STATE	
MAJOR: CRIMINOLOGY	
BORN: JUNE 25, 1974 TEXAS CITY, TX	

Career Transactions

Vernon Crawford was drafted by the Patriots in the fifth round (159th overall) of the 1997 NFL draft … Signed with Patriots (6/19/97).

Seasonal Reviews

1997 (16/0, 0/0): Played in every game as a rookie, but did not start … Used exclusively on special teams units and finished the year with eight special teams tackles … Received honorable mention honors on the 1997 All-Rookie team for his special teams play … Posted a pair of special teams stops in his NFL debut vs. San Diego (8/31) … Credited with two special teams tackles, forced a special teams fumble and recovered another in a 26-20 victory over Jacksonville (12/7) … Listed among the team's inactives prior to both playoff games.

College: Crawford totaled 114 tackles (61 solo) during his two-year Seminole career after transferring from San Francisco City J.C. **1996 (Senior):** Started 10 games at weakside outside linebacker … Totaled 77 tackles (33 solos), including 2.5 sacks and nine stops for losses … recorded a season-high 11 tackles vs. Georgia Tech. **1995 (Junior):** Did not start in his first year with the Seminoles, but played in every game and proved to be a valuable reserve, totaling 37 tackles (28 solos). **1994 (Sophomore):** Attended San Francisco City Junior College … Earned All-American honors from Blue Chip Illustrated … Recorded 75 tackles (34 solos) with two sacks and 11 quarterback pressures … Picked off two passes and recovered a fumble.

Personal: Vernon Crawford Jr. was born the son of Kathryn Crawford and Vernon Sr. on June 25, 1974 in Texas City, Texas … He attended Texas City High and lettered as a linebacker … While at Florida State, he majored in criminology … He was a Cowboys and Lakers fan growing up … Vernon enjoys playing jazz and teams up with teammate Bernard Russ as a regular performer at the End Zone motel in Foxboro … Vernon expects to earn his undergraduate degree in May of 1999 … Vernon has a daughter, Lauren.

VERNON CRAWFORD'S NFL STATISTICS

Year	Team	G/S	TT	UT	A	S-YL	Int	PD	FF	FR	SpT
1997	Patriots	16/0	0	0	0	0-0	0	0	0	1	8

Additional Statistics
Special Teams Forced Fumbles — 1997 (1)

29 DERRICK CULLORS RB

career GP/GS

	Season	Playoffs
1996	0/0	0/0
1997	15/1	2/2
Totals	15/1	2/2

out takes

- ★ Derrick rushed for 1,745 yards as a senior at Murray State and finished second in the nation in rushing (160.45 ypg) and all-purpose yards (207.09 ypg).
- ★ Derrick was prep teammates with Detron Smith (Broncos) and Marcus Coleman (Jets) while playing high school ball in Texas.
- ★ Derrick grew up in Cowboys country and was a Dallas Cowboys fan until joining the Patriots in 1996.

Career Transactions

Derrick Cullors was signed by the Patriots as a free agent (9/18/96) and placed on their practice squad after his release from the Baltimore Ravens … Originally signed with the Ravens as a non-drafted free agent in 1996 … Re-signed with the Patriots as a free agent on Feb. 20, 1997.

Career Highlights (GP/GS: 15/1; 2/2)

- Returned his seventh career kickoff return 86 yards for a touchdown — the first touchdown of his career — at Buffalo (11/9/97). It was the first kickoff return for a touchdown by a Patriot since Jon Vaughn returned a kick 100 yards vs. Cincinnati (12/20/92).
- Earned Miller Lite Player of the Game and Staples Star of the Game honors at Buffalo (11/9/97) for his special teams play. He returned two kicks for 134 yards, including the 86-yard touchdown, and added a special teams tackle in coverage.
- Rushed for a game-high 86 yards on 22 carries (3.9 avg.) in the Patriots' wildcard victory over Miami (12/28).
- Led the team with 17 special teams tackles in 1997.

Seasonal Review

1997 (15/1, 2/2): Played in 15 games for the Patriots … Made his NFL starting debut in the 1997 season finale with the division title on the line at Miami (12/22) … Started both playoff games for the Patriots as well … Finished his first NFL season with 22 carries for 101 yards (4.6 avg.) and a long of 24 yards … Returned 15 kicks for 386 yards (25.7 avg.) and scored his first career touchdown on an 86-yard return at Buffalo (11/9) … His rushing totals ranked second only to Curtis Martin and his kickoff returns were second only to David Meggett … Made his NFL debut on special teams vs. San Diego (8/31) and made one solo tackle … Returned his first NFL kickoff 23 yards the following week at Indianapolis (9/7) … Returned two kicks for 47 yards vs. the Jets (9/14) … Fumbled a kickoff return late in the fourth quarter, which the Jets recovered — his first career turnover … Saw his first offensive action vs. Buffalo (10/12) and carried

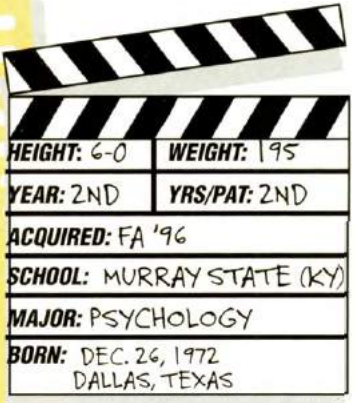

once for 3 yards … He also averaged 30.5 yards per kickoff return on two returns, including a long of 33 yards … Suffered bruised ribs in the game and was reported among the Patriots' inactives at New York (10/19) … Earned Miller Lite Player of the Game and Staples Star of the Game honors at Buffalo (11/9) for his special teams play … He returned two kicks for 134 yards, including an 86-yard touchdown return for a touchdown- his first career touchdown on just his seventh career kickoff return … It was the first kickoff returned for a touchdown by a Patriot in five years (Jon Vaughn at Cincinnati on Dec. 20, 1992) … He was also credited with a special teams tackle in the game … Carried the ball four times for 41 yards at Tampa Bay (10.3 avg.), including a career-long 24-yard run while splitting time with Meggett at running back in place of an injured Martin … Returned one kick 26 yards and recorded a tackle vs. Miami (11/23) … Rushed five times for 19 yards vs. Pittsburgh (12/13) … Made his starting debut in the 1997 season finale at Miami (12/22) and rushed for 29 yards on 10 carries … Started both of the Patriots' playoff games in place of the injured Martin … Led the team with a career-best 86 yards on 22 carries (3.9 avg.) and returned one kickoff for 17 yards in a wild-card victory over Miami (12/28) … Started the divisional playoff game at Pittsburgh (1/3), but carried the ball just seven times for 18 yards in the loss.
1996 (0/0, 0/0): Cullors spent his entire rookie season on the Patriots' practice squad.

College: Played three seasons at Texas Christian (1992-94) before transferring to Murray State in 1995 … Started 12 of 42 games during his collegiate career and totaled 2,832 yards rushing and 24 touchdowns on 473 carries (6.0 avg.) … Added 694 yards and five touchdowns on 53 receptions and returned 28 kicks for 639 yards (22.8 avg.), including a 97-yard touchdown as a sophomore. **1995:** Rushed for a school record 1,745 yards and scored 16 touchdowns on 269 carries (6.6 avg.) as a senior at Murray State … Earned All-Ohio Valley Conference Player of the Year honors … Rushed for over 200 yards in three games and finished second in the nation in rushing (160.45 ypg) and all-purpose yards (207.09 ypg) … Added 21 receptions for 312 yards and four touchdowns for a total of 20 touchdowns — a new single season school record … Finished third in the nation in scoring (10.91 ppg) among Division I-AA ranks. **1994**: Played in nine games as a reserve tailback at TCU and carried the ball 27 times for 149 yards (5.5 avg.) … Caught seven passes for 71 yards. **1993:** Granted a medical redshirt after suffering ligament damage to his left ankle in the season opener. **1992:** Played in 10 games as a reserve tailback, finishing second on the team with 446 yards on 82 carries (5.4 avg.) … Caught four passes for 40 yards and returned nine kickoffs for 231 yards (25.7 avg.). **1991:** Played in 10 games as a true freshman and finished second on the team in rushing with 352 yards and seven touchdowns on 73 carries (4.8 avg.) … His seven rushing touchdowns led the team … Caught 20 passes for 269 yards and a touchdown.

Personal: Derrick Shane Cullors was born the son of Cheryl Cullors on Dec. 26, 1972 in Dallas, Texas … Appeared in just 11 games in two seasons at Lake Highlands (Texas) High, yet earned all-district and all-city honors after rushing for 1,060 yards (9.7 avg.) and 14 touchdowns … Averaged 36.1 yards on 18 kickoff returns as a senior … Attended Sunset High in Dallas, Texas as a freshman and a sophomore … Majored in psychology at Murray State … Derrick has two children, Destiny (9/1/92) and Taylor (8/3/94).

DERRICK CULLORS' NFL STATISTICS

Regular Season Statistics

			Rushing					Receiving				
Year	Team	G/S	No	Yds	Avg	Lg	TD	No	Yds	Avg	Lg	TD
1997	Patriots	15/1	22	101	4.6	24	0	2	8	4.0	6	0

			Kickoff Returns				
Year	Team	G/S	No	Yds	Avg	Lg	TD
1997	Patriots	15/1	15	386	25.7	86t	1

Playoff Statistics

			Rushing					Receiving				
Year	Team	G/S	No	Yds	Avg	Lg	TD	No	Yds	Avg	Lg	TD
1997	Patriots	2/2	29	104	3.6	13	0	2	1	0.5	1	0

			Kickoff Returns				
Year	Team	G/S	No	Yds	Avg	Lg	TD
1997	Patriots	2/2	1	17	17.0	17	0

Additional Postseason Statistics
Special Teams Tackles — 1997 (17)
Fumbles/Lost/Recovered — 1997 (3/1/0)

DERRICK CULLORS' 1997 GAME-BY-GAME STATISTICS

			Rushing					Kickoff Returns						
Date	**Opponent**	**P/S**	**No**	**Yds**	**Avg**	**Lg**	**TD**	**No**	**Yds**	**Avg**	**LG**	**TD**	**W/L**	**Score**
08/31	San Diego	p	-	-	-	-	-	-	-	-	-	-	W	41-7
09/07	at Indianapolis	p	-	-	-	-	-	1	23	23.0	23	0	W	31-6
09/14	New York Jets	p	-	-	-	-	-	2	47	23.5	25	0	W	(OT) 27-24
09/21	Chicago	p	-	-	-	-	-	-	-	-	-	-	W	31-3
10/06	at Denver	p	-	-	-	-	-	-	-	-	-	-	L	13-34
10/12	Buffalo	p	1	3	3.0	3	0	2	61	23.0	33	0	W	33-6
10/19	at New York Jets				inactive					inactive			L	19-24
10/27	Green Bay	p	-	-	-	-	-	-	-	-	-	-	L	10-28
11/02	at Minnesota	p	-	-	-	-	-	1	12	12.0	12	0	L	18-23
11/09	at Buffalo	p	-	-	-	-	-	2	134	23.0	86t	1	W	31-10
11/16	at Tampa Bay	p	4	41	10.3	24	0	1	9	9.0	9	0	L	7-27
11/23	Miami	p	-	-	-	-	-	1	26	26.0	26	0	W	27-24
11/30	Indianapolis	p	-	-	-	-	-	-	-	-	-	-	W	20-17
12/07	at Jacksonville	p	2	9	4.5	5	0	2	30	15.0	15	0	W	26-20
12/13	Pittsburgh	p	5	19	3.8	8	0	2	39	19.5	28	0	L	(OT) 21-24
12/22	at Miami	S	10	29	2.9	6	0	1	5	5.0	5	0	W	14-12
1997	**Season Totals**	**15/1**	**22**	**101**	**4.6**	**24**	**0**	**15**	**386**	**25.7**	**86t**	**1**	**10-6**	
12/28	Miami	S	22	86	3.9	13	0	1	17	17.0	17	-	W	17-3
01/03	at Pittsburgh	S	7	18	2.6	8	0	-	-	-	-	-	L	6-7
1997	**Playoff Totals**	**2/2**	**29**	**104**	**3.6**	**13**	**0**	**1**	**17**	**17.0**	**17**	**0**	**1-1**	

DERRICK COLLORS' CAREER HIGHS

Single-Game Career Highs
Regular Season
Rushing Attempts—10 at Miami (12/22/97)
Rushing Yards—41 at Tampa Bay (11/16/97)
Rushing Average—10.3 per carry at Tampa Bay (11/16/97)
Longest Rush—24 yards at Tampa Bay (11/16/97)
Rushing TDs—none
Kickoff Returns—2 (five times) Most recent vs. Pittsburgh (12/13/97)
Kickoff Return Yardage—134 at Buffalo (11/9/97)
Kickoff Return Average—67.0 at Buffalo (11/9/97)
Longest Kick Return—86t at Buffalo (11/9/97)
Returns for TD–1 at Buffalo (11/9/97)

Postseason
Rushing Attempts—22 vs. Miami (12/28/97)
Rushing Yards—86 vs. Miami (12/28/97)
Rushing Average—3.9 vs. Miami (12/28/97)
Longest Rush–13 yards vs. Miami (12/28/97)
Rushing TDs–none
Kickoff Returns—1 vs. Miami (12/28/97)
Kickoff Return Yardage–17 vs. Miami (12/28/97)
Kickoff Return Average–17.0 vs. Miami (12/28/97)
Longest Kick Return—17 vs. Miami (12/28/97)
Returns for TD—none



61 DAMON DENSON G

career GP/GS

	Season	Playoffs
1997	1/0	0/0

out takes

- ★Damon attended Baldwin High School in Pittsburgh, Pa., Dave Wannstedt's high school alma mater.
- ★Damon has donated his time to Special Olympics.
- ★Damon enjoys reading in his free time.
- ★Growing up in Pittsburgh, Damon was a Steelers and Eagles fan as a kid.

HEIGHT: 6-4	**WEIGHT:** 305
YEAR: 2ND	**YRS/PAT:** 2ND
ACQUIRED: D4A (91ST) '97	
SCHOOL: MICHIGAN	
MAJOR: PHYSICAL EDUCATION	
BORN: FEB. 8, 1975 PITTSBURGH, PA	

Career Transactions

Damon Denson was selected by the Patriots with the first of two picks in the fourth round (91st overall) of the 1997 NFL draft … The selection was acquired from the New York Jets along with their third-round selection (Sedrick Shaw—61st overall) in the 1997 draft, their second-round pick in 1998 (Tony Simmons—52nd overall) and their first-round pick in 1999 as compensation for the loss of Bill Parcells … Signed by the Patriots (7/16/97).

Seasonal Reviews

1997 (1/0, 0/0): Denson was active for two games during his rookie campaign, at Indianapolis (9/7) and at Buffalo (11/9), but did not play at Buffalo … Made his NFL debut at Indianapolis, but saw limited playing time on special teams.

College: Denson was a four-year letterman at Michigan (1993-96) … He is a former defensive lineman who switched to offense during his junior season … Recorded 20 tackles in his 19 games as a defender. **1996:** Denson earned second-team All-Big Ten Conference honors … Recorded 45 pancake blocks and seven touchdown blocks … Manned the left guard position, helping an offense that averaged 167.9 yards per game rushing. **1995:** Shared left offensive guard duties with Zach Adami, making his first start on offense vs. Illinois. **1994:** Played behind Trent Zenkewicz at weakside defensive tackle … Recorded 13 tackles (9 solo) … Recorded a season-high six tackles vs. Wisconsin. **1993:** Played in eight games, starting the final four contests at left defensive tackle … Recorded seven tackles (6 solo).

Personal: Damon Michael Denson was born the son of Madlyne and Marvin Denson on Feb. 8, 1975 in Pittsburgh, Pa. … Attended Baldwin High in Aliquippa, Pa. and earned second-team All-American honors by *USA Today* as an offensive lineman … Added All-Western Conference honors and was rated one of the top five offensive line prospects in the state by *G&W Recruiting Report* … Rated as the sixth-best defensive lineman in the country by the *Prep Football Report* … Played in the "Big 33" all-star game … He lists the Special Olympics as one of his favorite charities … Damon, who is single, majored in physical education at Michigan.

90 CHAD EATON DT

career GP/GS

	Season	Playoffs
1995	0/0	—
1996	4/0	3/0
1997	16/1	2/0
Totals	**20/1**	**5/0**

out takes

★ **Chad was a college teammate of Drew Bledsoe at WSU. As a senior, he earned the Morris Trophy, awarded annually to the Pac-10s top defensive lineman.**

★ **He enjoys playing golf and has been very active in the community since joining the Patriots in 1996.**

HEIGHT: 6-5	**WEIGHT:** 300
YEAR: 2ND	**YRS/PAT:** 2ND
ACQUIRED: FA '96	
SCHOOL: WASHINGTON STATE	
MAJOR: BUSINESS ADMINISTRATION	
BORN: APRIL 6, 1972 EXETER, N.H.	

Career Transactions

Chad Eaton was signed by the Patriots (8/27/96) and placed on their practice squad … Activated from practice squad (11/28/96) … Re-signed with Patriots (7/10/97) … Originally drafted by the Arizona Cardinals in the seventh round (241st overall) of the 1995 NFL Draft … Signed with Cardinals (7/24/95) … Waived (8/14/95) … Claimed off waivers by Jets (8/15/95) and waived (8/28/95) … Signed to the Cleveland Browns' practice squad (9/29/95) … Activated (12/12/95) … Cleveland franchise moved to Baltimore and re-named Ravens (3/11/96) … Released by Ravens (8/19/96).

Career Highlights (GP/GS: 20/1; 5/0)

- Chad spent most of his first two seasons in the league on the practice squads of the Cleveland Browns and New England Patriots before getting his chance to play in 1996.
- Saw action in the last four regular season games for the Patriots in 1996.
- Made his NFL starting debut at left defensive tackle in the 1997 season finale at Miami (12/28) with the divisional title on the line.
- Recorded a career-high with six tackles and a pass defensed vs. Pittsburgh (12/13).
- His first career tackle came on a 4-yard sack of quarterback Sean Salisbury in his NFL debut at San Diego (12/1/96). Shot past All-Pro guard Nate Newton to drop Emmitt Smith for a 2-yard loss at Dallas (12/15).

Seasonal Reviews

1997 (16/1, 2/0): Played in every game at defensive tackle and made his NFL starting debut at left defensive tackle in the 1997 season finale at Miami (12/28) … Totaled 21 tackles, including a sack, and batted down three pass attempts … His sack was one of three tackles at Indianapolis (9/7) … Named special teams captain vs. Indianapolis (11/30) … Recorded a career-high with six tackles and a pass defensed vs. Pittsburgh (12/13) … Earned his first career start at Miami the following week (12/22) and registered three defensive tackles and one pass defensed … Saw reserve action in both playoff games, providing a tackle in each game.

1996 (4/0, 3/0): Eaton was activated from the Patriots' practice squad on Nov. 28, 1996 … He played a key reserve role, rotating with Patriots starters Mark Wheeler and Pio Sagapolutele in each of the final four regular season games and three playoff games … He contributed four tackles (3 solos), including a sack for 4 yards and batted down two passes at the line of scrimmage … Added three tackles, including half a sack, in the postseason … Made his NFL debut at San Diego (12/1) … His first career tackle came on a 4-yard sack of quarterback Sean Salisbury in the fourth quarter of a lopsided 45-7 victory over the Chargers … Shot past All-Pro guard Nate Newton to drop Emmitt Smith for a 2-yard loss at Dallas (12/15) for his only tackle … Totaled two tackles, sharing a sack with Mike Jones, in the Patriots' 28-6 victory over Pittsburgh in the AFC divisional playoff game (1/5/97).

1995 (0/0): Activated off the Browns practice squad for the final two games of the season, but was listed among the team's inactives prior to each of the final two games of the season.

College: Started 23 of 35 games at Washington State (1991-94) and totaled 146 tackles (104 solos) … Compiled 30.5 tackles for losses, including 11.5 sacks for -80 yards … Recovered three fumbles. **1994:** Earned first-team All-Pac 10 honors after starting every game and totaling 69 tackles and 4.5 sacks as a senior … Deflected two passes and blocked two kicks … Totaled five tackles, including half a sack in his final collegiate game, limiting Baylor to just three points in a 10-3 victory in the Alamo Bowl. **1993:** Earned second-team all-conference honors after starting every game and totaling 62 tackles and six sacks for the Cougars … Recovered a pair of fumbles and batted down a pass. **1992**: Played in every game, but did not start … Finished the season with 15 tackles and one sack. **1991**: Redshirted as a freshman.

Personal: Chad Everett Eaton was born the son of Warren and Nancy Eaton on April 6, 1972 in Exeter, N.H. … His family moved to Puyallup, Wash. when he was 3 years old … Attended Rogers High in Puyallup and earned first-team all-state honors as a two-way lineman … Selected as Prep Lineman of the Year by the Washington State Sportswriters Association as a senior … Earned league Most Valuable Offensive and Defensive Lineman accolades … A blue chip selection by the *Seattle Times* and the *Tacoma News Tribune* … Majored in business administration at Washington State … Chad donates his time and resources to the Jimmy Fund … Chad and his wife, Tina, celebrated the birth of their first child, Daniel Chad Eaton, on April 2, 1998.

CHAD EATON'S NFL STATISTICS

Regular Season Defensive Statistics

Year	Team	G/S	TT	UT	A	S-Yds	Int	PD	FF	FR	SpT
1995	Browns	0/0	Practice Squad								
1996	Patriots	4/0	4	3	1	1-4	0	2	0	0	0
1997	Patriots	16/1	21	13	8	1-4	0	3	0	0	0
Totals - 2 years		**20/1**	**25**	**16**	**9**	**2-8**	**0**	**5**	**0**	**0**	**0**

Postseason Defensive Statistics

Year	Team	G/S	TT	UT	A	S-Yds	Int	PD	FF	FR	SpT
1996	Patriots	3/0	3	2	1	0.5-4.0	0	0	0	0	0
1997	Patriots	2/0	2	1	1	0-0	0	0	0	0	0
Totals - 2 years		**5/0**	**5**	**3**	**2**	**0.5-4.0**	**0**	**0**	**0**	**0**	**0**

Single Game Career Highs

Regular Season

Tackles - 6 vs. Pittsburgh (12/13/97)
Solo Tackles - 3 (twice) Most recent vs. Pittsburgh (12/13/97)
Sacks - 1 (twice) Most recent at Indianapolis (9/7/97)

Postseason

Tackles - 2 vs. Pittsburgh (1/5/97)
Solo Tackles - 1 (3 times) Most recent vs. Miami (12/28/97)
Sacks - 0.5 vs. Pittsburgh (1/5/97)

66 ED ELLIS T



career GP/GS

	Season	Playoffs
1997	1/0	0/0

out takes

★Ed attended his first game at Foxboro as a fan while he was in high school.

★Ed attended Hamden High in Connecticut and led the team to three district titles.

Career Transactions

Ed Ellis was drafted with the Patriots' own selection in the fourth round (125th overall) of the 1997 NFL draft.

Seasonal Reviews

1997 (1/0, 0/0): Ellis spent his rookie campaign developing his technique as he makes the transition from small college to the NFL ... He made his NFL debut vs. Buffalo (10/12) when he replaced Zefross Moss (back spasms) at right tackle ... Listed among the Patriots inactives in every other game, including both playoff games.

College: Ellis was a three-year starter at Buffalo (1994-96). **1996 (Senior):** First-team All-American selection by *The Gridiron Report* ... Lined up at left tackle and made 60 knockdown blocks. **1995 (Junior):** All-Independent selection by *The Sporting News* ... Started every game at left tackle, registering 51 knockdowns as the ground game averaged 149.6 yards. **1994 (Sophomore):** Started every game at right tackle ... Finished with 38 knockdowns as the team averaged 276.1 yards per game. **1993 (Freshman):** Started five of seven games at right tackle.

HEIGHT: 6-7	**WEIGHT:** 340
YEAR: 2ND	**YRS/PAT:** 2ND
ACQUIRED: D4B (125TH) '97	
SCHOOL: BUFFALO	
MAJOR: EARLY CHILDHOOD EDUCATION	
BORN: OCT. 13, 1975 HAMDEN, CONN.	

Personal: Edward Ellis was born the son of Randolph & Bobbie Ellis on Oct. 13, 1975 in Hamden, Conn. ... He attended Hamden (Conn.) High and earned three varsity letters in football ... Led his prep football team to three district titles ... Underwent surgery to repair a cracked patella on his right knee, which caused him to miss his entire junior season ... Majored in early childhood education at Buffalo ... Single.

17 TONY GAITER WR

career GP/GS

	Season	Playoffs
1997	1/0	1/0

out takes

- Tony played just one year as a wide receiver at Miami and averaged a touchdown for every four receptions during the season (28 rec., 7 tds).
- Tony was a three-time 200-meter state champion in high school.
- Tony was the Dade County Athlete of the Year as a senior after rushing for 1,011 yards and 19 TDs at Killian High in Miami.

HEIGHT: 5-8	**WEIGHT:** 170
YEAR: 1ST	**YRS/PAT:** 1ST
ACQUIRED: DG (192ND) '97	
SCHOOL: MIAMI (FLA.)	
MAJOR: CRIMINAL JUSTICE	
BORN: JULY 15, 1974 MIAMI, FLA	

Career Transactions

Tony Gaiter was drafted in the sixth round (192nd overall) of the 1997 Draft … Signed by the Patriots (7/16/97) … Waived (8/24/97) … Re-signed to practice squad (8/26/97) … Activated (11/28/97).

Seasonal Reviews

1997 (1/0, 0/0): Gaiter spent the first 13 weeks of the regular season on the Patriots' practice squad … Activated (11/28) and made his NFL debut vs. Indianapolis (11/30) … He remained on the 53-man roster, but was reported among the team's inactives prior to each of the final three regular-season games and both playoff games.

College: Gaiter was a three-year letterman at Miami (1994-96), after transferring from San Bernardino (Calif.) J.C. … Started his career as a tailback and moved to wide receiver for his senior season. **1996:** Started five of nine games and caught 27 passes for 540 yards (21.1 avg.) and seven touchdowns … Caught four passes for 135 yards, including 19-, 24- and 85-yard scores in a 45-0 rout of Pittsburgh … His 85-yard touchdown grab was fourth longest in Hurricane history. **1995:** Participated as a reserve tailback and contributed on special teams … Returned nine punts for 79 yards (8.8 avg.) and a touchdown and added 192 yards on nine kickoff returns (21.3 average) … Returned a punt 46 yards for a touchdown vs. Florida A&M. **1994:** Appeared in seven games, gaining 61 yards on 15 runs (4.1 avg.). **1993:** Transferred to Miami (Fla.) and redshirted. **1992:** Started at tailback for San Bernardino (Calif.) College and was voted the team's Most Valuable Player … Carried 62 times for 522 yards (8.4 avg.) and three touchdowns … Led the conference with 1,392 all-purpose yards … Named MVP of the Southern California Bowl after gaining 112 yards on 17 attempts, including three scores.

Personal: Tony Bernard Gaiter was born the son of Elbre Bernard Gaiter III and Mary Gaiter Fitts on July 15, 1974 in Miami, Fla. … He attended Killian High in Miami and earned Blue Chip All-American recognition and all-state honors … He was a member of the University of Miami's track team, competing in the 100- and 400-meter dashes, 4x100m and 4x400m relay teams … Finished fourth in the Florida State Track Championships in the 100-meters with a time of 10.44 … Tony enjoys fishing and going to the movies … Tony has a son, Elbre Bernard Gaiter IV.



88 TERRY GLENN WR

career GP/GS

	Season	Playoffs
1996	15/15	3/3
1997	9/9	2/2
Total	24/24	5/5

out takes

★ As a youngster, one of Glenn's first jobs was to sell sodas at Ohio State games.

★ Despite scholarship offers from other schools, the Columbus native elected to stay home and walk-on at Ohio State.

★ Terry caught nine passes for 253 yards and touchdowns of 75, 12, 36 and 61 yards in his third college start at Pittsburgh (9/23/95).

Career Transactions

Terry Glenn was drafted in the first round (7th overall) in the 1996 NFL draft ... He was the second wide receiver selected in the draft after Keyshawn Johnson ... Signed with the Patriots on July 12, 1996.

Career Highlights (GP/GS: 24/24; 5/5)

- Glenn missed the season opener of his rookie campaign, but still established an NFL rookie reception record with 90 catches in 1996. His 90 receptions rank second among the Patriots' all-time single season reception leaders. Only Ben Coates caught more passes in a single season (96).
- Earned *Sports Illustrated* Rookie of the Year honors.
- Registered a season-high with 10 receptions for 112 yards vs. Miami (11/3/96), including a 15-yard reception with :24 remaining in the first half which led to a Martin 1-yard touchdown run to tie the game at 14 in a 42-23 victory
- Earned Miller Lite Player of the Game and Staples Star of the Game honors when he caught seven passes for a career-high 163 yards, including a career-long 50-yard reception, vs. Green Bay (10/27/97).
- Glenn set postseason career highs with five receptions for 96 yards in the divisional playoff game at Pittsburgh (1/3/98) before leaving the game with a broken clavicle.

HEIGHT: 5-11 | **WEIGHT:** 185
YEAR: 3RD | **YRS/PAT:** 3RD
ACQUIRED: D1 (7TH) '96
SCHOOL: OHIO STATE
MAJOR: HISTORY
BORN: JULY 23, 1974 COLUMBUS, OH

Seasonal Reviews

1997 (9/9, 2/2): Despite starting nine games for the Patriots, Glenn participated in less than half of the Patriots' offensive plays in 1997 due to an injury-plagued season ... Caught passes in just seven games, yet finished the season with 27 catches for 431 yards (16.0 avg.) and two touchdowns ... Opened the season with three catches for 74 yards in the first half vs. San Diego (8/31), but he suffered a twisted ankle at the end of a 40-yard reception when he was

GLENN SHATTERS NFL ROOKIE RECEPTION RECORD

Terry Glenn missed the 1996 season opener, yet still broke an NFL rookie reception record which had stood for 16 seasons. The previous record of 83 receptions had been held by Earl Cooper, a FB/TE for the San Francisco 49ers. Glenn eclipsed the mark with eight receptions in the final week of the season at the New York Giants to finish with 90 receptions for the season. The NFL's all-time rookie reception leaders are listed below:

Rec	Player (Pos), Team	Year
90	**Terry Glenn (WR), New England**	**1996**
83	Earl Cooper (FB), San Francisco	1980
81	Keith Jackson (TE), Philadelphia	1988
75	Terry Kirby (RB), Miami	1993
72	Gary Clark (WR), Washington	1985
72	Bill Groman (WR), Houston	1960

tackled by Charger CB Mark Montreuil ... The injury sidelined him for the next series ... He returned to catch a 25-yard touchdown pass, but was once again forced to the sidelines after aggrevating the injury ... He missed the next two games due to the ankle sprain ... Returned to the starting lineup vs. Chicago (9/21), but did not play after the first series and did not make a reception ... Caught two passes the following week at Denver (10/6) ... Lost his first career fumble after a 19-yard reception on the first series of the game ... Earned Miller Lite Player of the Game and Staples Star of the Game honors when he caught seven passes for a career-high 163 yards, including a career-long 50-yard reception, vs. Green Bay (10/27) ... Added a 49-yard reception as well ... His 163 yards vs. Green Bay was just 1 yard shy of his season total (164) through the first seven games ... His 163 yards receiving was the fifth-highest single-game total in franchise history ... It was the first 100-yard game of the season and just the third of his career ... The following week at Minnesota (11/2), he was forced from the game after being poked in the eye ... Missed nearly half the game, but returned in the fourth quarter with an eye shield over his facemask ... Finished the game with five catches for 45 yards and a touchdown ... Caught three passes for 59 yards, including a 40-yarder, at Buffalo (11/9) before leaving the game with a hamstring injury ... Missed the next five games due to the hamstring injury ... Returned to the starting lineup at Miami (12/22) in the season finale, but re-aggravated the injury early in the game and did not return ... Started the following week and led the team with four catches for 57 yards in a playoff victory over the Dolphins (12/28) ... Caught five passes for 96 yards in the divisional playoff game at Pittsburgh (1/3), but left the game with a broken collarbone, ending an injury-plagued season.

1996 (15/15, 3/3): Glenn missed the opening game of the 1996 season recovering from a hamstring injury which sidelined him for the entire preseason, yet started each of the remaining 18 games for the Patriots, including each of the three playoff games ... Despite missing the season opener, he still recorded a team-leading 90 receptions, which broke a 16-year NFL rookie receiving record of 83, set by San Francisco's Earl Cooper in 1980 ... Completed his rookie season with 90 receptions for 1,132 yards (12.6 avg.) and six touchdowns, one of which was for a season-long of 37 yards ... His 90 receptions ranked second only to Carl Pickens' 100 catches in the AFC and ranked seventh overall ... His 1,132 yards ranked fifth in the AFC and 11th overall ... He finished as the runner-up for the Associated Press' Rookie of the Year honors, which was awarded to his former college teammate Eddie George (Houston Oilers) ... Selected Rookie of the Year by *Sports Illustrated* and AFC Rookie of the Year by UPI ... One of three Patriots selected by Gordon Forbes for the *USA Today* All-Pro Team, joining tight end Ben Coates and linebacker Ted Johnson ... Garnered first-team All-AFC honors from UPI and was a second alternate for the AFC in the 1997 Pro Bowl ... He was a consensus All-Rookie Team selection by publications nationwide ... Strained a hamstring muscle two days before the first preseason game (7/31) and missed the next five weeks rehabilitating, including the season opener at Miami (9/1) ... Made his NFL debut in the second game of the season at Buffalo (9/8) and finished with a team-high six catches for 76 yards and a touchdown to earn Patriots' Miller Lite Player of the Game and Staples Star of the Game honors ... His first career reception came on a 9-yard pass from Drew Bledsoe in the second quarter ... His first career touchdown reception was made on a diving effort at the 1-yard line, which he then took into the end zone for a 37-yard touchdown ... It was also his longest reception of the season ... He led the team in receptions and receiving yardage in nine of 15 games during the regular season ... He eclipsed the 100-yard plateau twice; once vs. Miami (11/3) and then again in the season finale at the Giants (12/21) ... Caught

1996 ROOKIE OF THE YEAR RUNNER-UP

Terry Glenn finished second to former Ohio State teammate Eddie George in the Associated Press balloting for Offensive Rookie of the Year. Despite missing the season opener with a lingering hamstring injury, Glenn made his NFL debut in a starting role in the second week of the season and still set an NFL rookie reception record with 90 catches.

five passes for a game-high 66 yards in a 31-0 shutout victory over Arizona (9/15), including a 23-yard reception on a flea-flicker, which set up a 1-yard touchdown run by Curtis Martin ... Led the team with six receptions (tied) for 89 yards in a 28-25 overtime victory vs. Jacksonville (9/22) ... Caught a 32-yard pass to set up the game-winning field goal in overtime ... Led the team with seven receptions for 84 yards vs. Washington (10/13), including a long of 33 yards, which he advanced to the 2-yard line to set up a Curtis Martin touchdown late in the fourth quarter ... Caught his second touchdown pass of the season with an 8-yard connection from Bledsoe at Indianapolis (10/20) ... Registered a season-high with 10 receptions for 112 yards vs. Miami (11/3), including a 15-yard reception with :24 remaining in the first half which led to a Martin 1-yard touchdown run to tie the game at 14 in a 42-23 victory ... Caught his third touchdown of the season on a 26-yard strike from Bledsoe and gained 26 yards on a reverse which led to another Martin 1-yard touchdown in a 31-27 victory over the Jets (11/10) ... Suffered a concussion vs. Denver (11/17) and was forced to leave the game after catching just two passes for 22 yards ... Recorded another game-high with seven catches for 82 yards and a touchdown vs. Indianapolis (11/24) ... Earned Staples Star of the Game honors at San Diego (12/1) after grabbing five receptions for 53 yards, including an 8-yard touchdown ... Set a new NFL rookie receiving record with his 66th reception of the season, surpassing Bill Brooks (1986) on the all-time list ... Grabbed another team-high seven receptions for 66 yards vs. the Jets (12/8) ... Had a game-high eight catches for 83 yards at Dallas (12/15) ... Earned Miller Lite Player of the Game honors after setting an NFL rookie reception record with his 90th catch in the season finale at the Giants (12/21) ... Closed out the regular season with a game-high eight catches for a season-high 124 yards (15.5 avg.) and a touchdown ... His 90 receptions ranks second on the Patriots' single-season reception list, trailing Ben Coates' 96 in 1994 ... Led the team with 12 receptions for 164 yards (13.7 avg.) in the postseason ... Blew past All-Pro cornerback Rod Woodson on the first play of the game and caught a career-long 53-yard pass from Bledsoe to set up a 2-yard touchdown run by Martin in the divisional playoff game vs. Pittsburgh (1/5/97) ... Caught a team-high five receptions for 33 yards in the AFC Championship Game vs. Jacksonville (1/12/97) ... Closed out his sensational rookie campaign with four receptions for 62 yards in Super Bowl XXXI vs. Green Bay (1/26/97).

College: As a sophomore in 1994, Glenn played behind two of the top college receivers in the nation; Joey Galloway (Seattle) and Chris Sanders (Houston), who were each drafted in the 1995 NFL draft ... In 1995, the junior wide out returned to accept the starting assignment and quickly established himself as one of the greatest Buckeye receivers of all-time. **1995:** Received the Fred Biletnikoff Award, given annually to the nation's top wide receiver ... Selected first-team All-American by Associated Press, Football Writers Association, Walter Camp and *Football News* ... Was a unanimous All-Big Ten receiver following his record-breaking performance ... Set single-season reception records for Ohio State with 1,411 yards and 17 touchdowns, breaking the previous records of 1,127 yards and 11 touchdowns set by Cris Carter in 1986 and the 11 touchdowns by Joey Galloway in 1993 ... Glenn's 64 receptions ranks second in Buckeye history behind Carter's 69 receptions in 1986 ... His 22.0 yard average per catch is the highest for any player with more than 20 receptions in a season ... He added 33 yards on four carries (8.3 avg.) and 158 yards on eight kickoff returns (19.8 avg.) ... He started 12 of 13 games for the Buckeyes, missing the Minnesota (11/4) contest due to a shoulder separation ... Also missed the second half of the Iowa (10/28) game due to a stomach virus ... Set a single-game school record at Pittsburgh (9/23) when he caught nine passes for 253 yards (28.1 avg.) and four touchdowns ... He also had 17 yards rushing, 16 yards in punt returns and 29 yards on a kickoff return for a total of 315 all-purpose yards in a 54-14 trouncing of Pittsburgh. **1994:** Played in 10 games as a reserve flanker and totaled

seven receptions for 110 yards (15.7 avg.). **1993:** Saw limited action in 10 games playing behind Chris Sanders at flanker ... Missed the final two games of the season due to a knee injury ... Finished the year with eight catches for 156 yards (19.5 avg.) and returned 10 kickoffs for 241 yards (24.1 avg.). **1992:** Joined the team as a walk-on and redshirted as a freshman ... Earned a scholarship in spring drills the following season.

Personal: Terry Glenn was born on July 23, 1974 in Columbus, Ohio ... His mother, Denetta, was murdered when Terry was just 13 ... As a teenager, he was raised by Charles and Mary Henley of Columbus, Ohio - his legal guardians ... The Henley's son, June, was drafted by the Kansas City Chiefs in the 1996 NFL draft ... Glenn attended Brookhaven High in Columbus, where he lettered in football and basketball ... As team co-captain on the football team, he led Brookhaven to an 11-2 record and a chance to compete in the state playoffs as a senior ... He finished the year with 416 yards and four touchdowns on just 14 receptions (29.7 avg.) ... Handled the team's kick return responsibilities and earned second-team all-district honors ... Majored in history at Ohio State ... Terry has a son, Terry Jr.

TERRY GLENN'S NFL STATISTICS

Regular Season Offensive Statistics

				Receiving				Rushing				
Year	**Team**	**G/S**	**No**	**Yds**	**Avg**	**Lg**	**TD**	**No**	**Yds**	**Avg**	**Lg**	**TD**
1996	Patriots	15/15	90	1,132	12.6	37t	6	5	42	8.4	26	0
1997	Patriots	9/9	27	431	16.0	50	2	0	0	0.0	0	0
Totals-2 years		**24/24**	**117**	**1,563**	**13.4**	**50**	**8**	**5**	**42**	**8.4**	**26**	**0**

Additional Regular Season Statistics

Misc. Tackles—1996 (3)
Fumbles/Lost/Recovered/Out of Bounds—1996 (1/0/0/1), 1997 (1/1/0/0)
Forced Fumbles—1996 (1)

Postseason Offensive Statistics

				Receiving				Rushing				
Year	**Team**	**G/S**	**No**	**Yds**	**Avg**	**Lg**	**TD**	**No**	**Yds**	**Avg**	**Lg**	**TD**
1996	Patriots	3/3	12	164	13.7	53	0	0	0	0.0	0	0
1997	Patriots	2/2	9	153	17.0	39	0	0	0	0.0	0	0
Totals-2 years		**5/5**	**21**	**317**	**15.3**	**53**	**0**	**0**	**0**	**0.0**	**0**	**0**

Single-Game Career Highs

Regular Season

Receptions – 10 vs. Miami (11/3/96)
Yards – vs. Green Bay (10/27/97)
Average – 24.7 vs. San Diego (8/31/97)
Longest – 50 vs. Green Bay (10/27/97)
Touchdowns – 1 (8 times) Most recent at Minnesota (11/2/97)

Postseason

Receptions – 5 at Pittsburgh (1/3/98)
Yards – 96 at Pittsburgh (1/3/98)
Average – 23.0 vs. Pittsburgh (1/5/97)
Longest – 53 vs. Pittsburgh (1/5/97)
Touchdowns – none

TERRY GLENN'S 1996 GAME-BY-GAME RECEIVING TOTALS

Date	Opponent	No	Yds	Avg	Lg	TD	W/L	Score
09/01	at Miami			inactive			L	10-24
09/08	at Buffalo	6	76	12.7	37t	1	L	10-17
09/15	Arizona	5	66	13.2	23	0	W	31-0
09/22	Jacksonville	6	89	14.8	32	0	W	28-25
10/06	at Baltimore	6	88	14.7	28	0	W	46-38
10/13	Washington	7	84	12	33	0	L	22-27
10/20	at Indianapolis	3	29	9.7	14	1	W	27-9
10/27	Buffalo	4	65	16.3	28	0	W	28-25
11/03	Miami	10	112	11.2	20	0	W	42-23
11/10	at New York Jets	6	83	13.8	28	1	W	31-27
11/17	Denver	2	22	11	12	0	L	8-34
11/24	Indianapolis	7	82	11.7	19	1	W	27-13
12/01	at San Diego	5	63	12.6	25	1	W	45-7
12/08	New York Jets	7	66	9.4	25	0	W	34-10
12/15	at Dallas	8	83	10.4	29	0	L	6-12
12/21	at NY Giants	8	124	15.5	31	1	W	23-22
1996	**Season Totals**	**90**	**1132**	**12.6**	**37t**	**6**	**11-5**	
01/05	Pittsburgh	3	69	23.0	53	0	W	28-3
01/12	Jacksonville	5	33	6.6	11	0	W	20-6
01/26	Green Bay	4	62	15.5	44	0	L	21-35
1996	**Postseason Totals**	**12**	**164**	**13.7**	**53**	**0**	**2-1**	

TERRY GLENN'S 1997 GAME-BY-GAME RECEIVING TOTALS

Date	Opponent	No	Yds	Avg	Lg	TD	W/L	Score
08/31	San Diego	3	74	24.7	40	1	W	41-7
09/07	at Indianapolis			inactive			W	31-6
09/14	New York Jets	-	-	-	-	-	W	(OT) 27-24
09/21	Chicago	-	-	-	-	-	W	31-3
10/06	at Denver	2	27	13.5	19	0	L	13-34
10/12	Buffalo	4	50	12.5	22	0	W	33-6
10/19	at New York Jets	3	13	4.3	12	0	L	19-24
10/27	Green Bay	7	163	23.3	50	0	L	10-28
11/02	at Minnesota	5	45	9.0	15	1	L	18-23
11/09	at Buffalo	3	59	19.7	40	0	W	31-10
11/16	at Tampa Bay			inactive			L	7-27
11/23	Miami			inactive			W	27-24
11/30	Indianapolis			inactive			W	20-17
12/07	at Jacksonville			inactive			W	26-20
12/13	Pittsburgh			inactive			L	(OT) 21-24
12/22	at Miami	-	-	-	-	-	W	14-12
1997	**Season Totals**	**27**	**431**	**16.0**	**50**	**2**	**10-6**	
12/28	Miami	4	57	14.3	24	0	W	17-3
01/03	at Pittsburgh	5	96	19.2	39	0	L	6-7
1997	**Playoff Totals**	**9**	**153**	**17.0**	**63**	**0**	**1-1**	

1,000-YARD SEASONS BY ROOKIE RECEIVERS

Terry Glenn became just the 11th rookie receiver in NFL history to eclipse the 1,000-yard plateau. Former college teammate Joey Galloway was the 10th to qualify (in 1995). Glenn's 124 yards receiving in the 1996 regular season finale moved him ahead of Bill Brooks and into third place on the rookie receiving list. The NFL's top 11 rookie receivers (by yardage) are listed below:

Year	Player, Team	No	Yds	Avg	Lg	TD
1960	Bill Groman, Houston	72	1472	20.5	92	12
1952	Bill Howton, Green Bay	53	1231	23.2	90	13
1996	**Terry Glenn, Patriots**	**90**	**1132**	**12.6**	**37t**	**6**
1986	Bill Brooks, Indianapolis	65	1131	17.4	84	8
1954	Harlon Hill, Chicago	45	1124	25.0	76	12
1961	Mike Ditka, Chicago	56	1076	19.2	76	12
1986	Ernest Givins, Houston	61	1062	17.4	60	3
1995	Joey Galloway, Seattle	67	1039	15.5	59t	7
1981	Cris Collinsworth, Cincy	67	1009	15.1	74	8
1965	Bob Hayes, Dallas	46	1003	21.8	82	12

TERRY GLENN'S HONORS AND AWARDS

1997 Honors

- **Miller Lite Player of the Game — Week 9**
- **Staples Star of the Game — Week 9**

1996 Honors

- ***Sports Illustrated* Rookie of the Year**
- **UPI AFC Rookie of the Year**
- **Associated Press Rookie of the Year Runner-Up**
- **AFC Pro Bowl Second Alternate**
- **UPI All-AFC First Team**
- ***USA Today* All-Pro Team**
- ***College & Pro Football Newsweekly* All-Rookie Team**
- ***Football News* All-Rookie Team**
- **Miller Lite Player of the Game - Weeks 2 & 17**
- **Staples Star of the Game - Weeks 2 and 14**

MILESTONE ACCOMPLISHMENT

In the first 36-years of the franchise, the Patriots have had eight 1,000-yard rushing seasons and four seasons with at least one 1,000-yard receiver, but never before had the franchise ever had a 1,000-yard rusher and a 1,000-yard receiver in the same season until Curtis Martin and Terry Glenn accomplished the feat in 1996.

35 MARRIO GRIER FB

career GP/GS

	Season	Playoffs
1996	16/0	3/0
1997	16/0	2/0
Totals	32/0	5/0

out takes

- ★ Marrio is a distant relative of Darius Rucker of "Hootie and the Blowfish."
- ★ Marrio enjoys playing golf during his leisure time.
- ★ Marrio scored 18 TDs as a senior in high school.

HEIGHT: 5-10	**WEIGHT:** 229
YEAR: 3RD	**YRS/PAT:** 3RD
ACQUIRED: D6B (195TH) '96	
SCHOOL: TENNESSEE-CHATTANOOGA	
MAJOR: INDUSTRIAL EDUCATION	
BORN: DEC. 5, 1971 CHARLOTTE, N.C.	

Career Transactions

Marrio Grier was drafted by the Patriots in the sixth round (195th overall) of the 1996 NFL draft ... the pick was obtained from Detroit along with a third- (Tedy Bruschi - 86th overall) and a fourth-round selection (Chris Sullivan — 119th overall) in exchange for the Patriots' third round pick (76th overall) ... Signed with the Patriots July 9, 1996.

Career Highlights (GP/GS: 32/0; 5/0)

- Grier has played in every game for the Patriots since being drafted in the sixth round of the 1996 NFL draft, including all five playoff games.
- Scored his first career touchdown from 1-yard out in a 34-10 victory over the Jets (12/8/96) and finished the game with 19 yards on seven carries.
- Scored his first touchdown of the season in the season finale at Miami (12/22/97) on his only carry of the game. It gave the Patriots a 7-6 lead in a 14-12 victory over the Dolphins, which secured the Patriots' second consecutive division title.
- He has delivered 20 special teams hits in two years, including a dozen as a rookie in 1996.

Seasonal Reviews

1997 (16/0, 2/0): Grier played in every game, seeing extensive duty on special teams and some limited playing time at running back ... Finished the season with 33 carries for 75 yards (2.3 avg.) and one touchdown ... Had a season-long 12-yard carry vs. Chicago (9/21) ... Carried the ball eight times for a season-high 24 yards vs. Buffalo (10/12) ... Named special teams captain at Tampa Bay (11/16) ... Posted a season-high with 10 carries (20 yards) at Jacksonville (12/7) ... Scored his first touchdown of the season in the season finale at Miami (12/22) on his only carry of the game ... It gave the Patriots a 7-6 lead in a 14-12 victory over the Dolphins, which secured the Patriots' second consecutive division title.

1996 (16/0, 3/0): Grier played in every game during his rookie campaign, contributing on special teams and in reserve duty to spell Patriots Pro Bowl running back Curtis Martin ... Fin-

ished third on the team in rushing with 105 yards and a touchdown on 27 carries (3.9 avg.) ... Added one reception for 8 yards ... Was one of five Patriots to total double-digit special teams tackles (12) and recovered a fumble on a special teams coverage play ... Relieved Martin for a series vs. Arizona and rushed five times for 28 yards (5.6 avg.) ... Had three carries for 35 yards (11.7 avg.) vs. Indianapolis (11/24) ... Carried the ball 12 times for 23 yards (1.9 avg.) the following week in a 45-7 victory at San Diego (12/1) ... Scored his first career touchdown from 1-yard out in a 34-10 victory over the Jets (12/8) and finished the game with 19 yards on seven carries ... Added 7 yards on five carries in the Patriots' divisional playoff victory over the Pittsburgh Steelers (1/5/97).

College: Grier was originally recruited to Clemson, but transferred to Tennessee-Chattanooga in 1993 ... Rushed for 1,410 yards and 11 touchdowns on 304 carries (4.6 avg.) during his collegiate career ... Added 427 yards on 57 receptions. **1995:** Started every game for the Moccasins and led the team with 743 yards rushing and seven touchdowns on 161 carries (4.6 avg.) ... Finished third on the team with 26 receptions for 192 yards (7.4 avg.) and two touchdowns. **1994:** Started every game and led the team in rushing with 544 yards and two touchdowns on 111 carries (4.9 avg.) ... Added 28 receptions for 204 yards and a touchdown ... Returned seven kickoffs for 82 yards (11.7 avg.). **1993:** Saw limited playing time in four games during his first year with UTC ... Picked up 38 yards on seven carries (5.4 avg.). **1992:** Played in 11 games at Clemson, starting at fullback vs. Florida State and Ball State ... Picked up 85 yards and a pair of touchdowns on 25 carries as a red-shirt freshman. **1991:** Redshirted as a freshman. **1990:** Signed a letter of intent at Clemson, but attended Valley Forge Prep instead.

Personal: Mario Darnell Grier was born on December 5, 1971 in Charlotte, N.C. ... Earned third-team All-American acclaim by *Blue Chip Magazine* as a senior at Independence High in Charlotte, N.C. ... Also earned first-team all-conference honors that year after rushing for 960 yards and 15 touchdowns ... Played in the 1989 Shrine game ... Rushed for 2,712 yards and 42 touchdowns during a standout three-year prep career ... Lettered and earned both all-county and all-conference honors in football and track ... Majored in industrial education at Tennessee-Chattanooga ... Single.

MARRIO GRIER'S NFL STATISTICS

Regular Season Offensive Statistics

			Rushing					Receiving				
Year	Team	G/S	No	Yds	Avg	Lg	TD	No	Yds	Avg	Lg	TD
1996	Patriots	16/0	27	105	3.9	26	1	1	8	8.0	8	0
1997	Patriots	16/0	33	75	2.3	12	1	0	0	0.0	0	0
Totals-2 years		**32/0**	**60**	**180**	**3.0**	**26**	**2**	**1**	**8**	**8.0**	**8**	**0**

Additional Regular Season Statistics
Special Teams Tackles—1996 (12), 1997 (8)
Special Teams Fumbles Recovered—1996 (1)
Passing—1996 (0 for 1)

Additional Postseason Statistics
Special Teams Tackles—1997 (4)

Postseason Offensive Statistics

			Rushing					Receiving				
Year	Team	G/S	No	Yds	Avg	Lg	TD	No	Yds	Avg	Lg	TD
1996	Patriots	3/0	5	7	1.4	4	0	0	0	0.0	0	0
1997	Patriots	2/0	6	16	2.7	10	0	0	0	0.0	0	0
Totals-2 years		**5/0**	**11**	**23**	**2.1**	**10**	**0**	**0**	**0**	**0.0**	**0**	**0**

Single-Game Career Highs

Regular Season
Rushing Attempts – 12 at San Diego (12/1/96)
Rushing Yards – 35 vs. Indianapolis (11/24/96)
Longest Rush – 26 vs. Indianapolis (11/24/96)

Postseason
Rushing Attempts – 6 vs. Miami (12/28/97)
Rushing Yards – 16 vs. Miami (12/28/97)
Longest Rush – 10 vs. Miami (12/28/97)

63 HEATH IRWIN G/C

career GP/GS

	Season	Playoffs
1996	0/0	0/0
1997	16/1	2/0
Totals	16/1	2/0

out takes

- ★ Heath is the nephew of Hale Irwin of PGA fame.
- ★ Heath's father, Phil, was a standout linebacker at Colorado (1968-70) and was the first CU athlete to appear on the cover of *Sports Illustrated* (following an upset victory over Penn State in 1970).
- ★ Heath was a part of an offensive line which helped pave the way for Rashaan Salaam's Heisman Trophy performance in 1994.
- ★ Heath became the first Colorado offensive lineman to score in 25 years when he recovered a fumble in the end zone vs. Nebraska (10/28).
- ★ Heath's brother, Blake, was signed by the Patriots as a non-drafted rookie free agent in April.

Career Transactions

Heath Irwin was drafted by the Patriots with the first of three fourth-round (101st overall) selections in the 1996 NFL draft ... Signed with the Patriots (7/17/96).

Career Highlights (GP/GS: 16/1; 2/0)

• Irwin did not allow a sack in his only professional start and helped the Patriots to a 31-10 victory over Buffalo (11/9/97).

Seasonal Reviews

1997 (16/1, 2/0): Irwin played in every game for the Patriots in 1997 and made his NFL starting debut at left guard at Buffalo (11/9) ... Saw limited playing time behind left guard Max Lane, but did play on field goal and PAT units ... Received his first extensive playing time at left guard at Minnesota (11/2) when Zefross Moss left the game due to back spasms and Max Lane was moved from left guard to right tackle ... He was also called upon to handle the long-snapping responsibilities after Mike Bartrum left the game with a broken arm ... Started the following week at Buffalo (11/9) ... Moss returned to the starting lineup at Tampa Bay (11/16) and Irwin returned to reserve duty ... Appeared in both playoff games on special teams.

1996 (0/0, 0/0): Irwin gained valuable experience backing up veteran left guard William Roberts during his rookie campaign, but did not see any playing time ... He was listed among the team's inactives prior to every regular season and playoff game.

HEIGHT: 6-4	**WT:** 300
YEAR: 3RD	**YRS/PAT:** 3RD
ACQUIRED: D4A (101ST) '96	
COLLEGE: COLORADO	
MAJOR: CRIMINAL JUSTICE	
BORN: JUNE 27, 1973 BOULDER, CO	

College: Irwin was a three-year letterman at Colorado (1993-95) ... Started the last three seasons at left guard for Colorado. **1995:** Earned first-team All-American honors by Associated Press and received honorable mention recognition from UPI ... Also a

first-team all-conference selection ... Received the Trainers' Inspiration Award ... Participated in 742 plays, more than any other player on the team, and did not get called for a penalty or allow a sack ... Started every game at left guard and saw action on CU's defensive line in goal-line situations (six plays) ... Became the first Colorado offensive lineman to score in 25 years when he recovered a fumble in the end zone vs. Nebraska (10/28). **1994:** Earned honorable mention All-American recognition and second-team all-conference honors as a junior ... Started every game, including the Fiesta Bowl, at left guard ... Participated in 721 plays from scrimmage (third on the team) ... Allowed just two pressures and one sack all season ... Helped pave the way for an offensive unit which set a school record by gaining 5,448 net yards. **1993:** Started all 12 game at left guard and allowed only one sack ... Led the team with 808 plays and finished the year with nine pancake blocks and 11 touchdown blocks. **1992:** Plans for a redshirt season were cancelled after six games when injuries at the guard position forced Irwin into active duty ... Played in the final five games of the season, but did not receive enough playing time to earn a letter.

Personal: Heath Irwin was born the son of Phil and Sue Irwin on June 27, 1973 in Boulder, Colo. ... Phil was a standout linebacker at Colorado (1968-70) ... Uncle, Hale, was an All-American defensive back at Colorado (1964-66) and was the 1967 NCAA golf champion ... Heath attended Boulder (Colo.) High where he earned first-team All-American honors from *Super Prep* and Tom Lemming's *Prep Football Report* as a senior ... Also earned all-state, all-county and all-conference honors playing offensive guard and defensive tackle ... Lettered in track, competing in the shot put and discus ... Majored in criminology at Colorado and earned "academic starters" honors ... Heath and his wife Molly are expecting their first child at season's end.

21 STEVE ISRAEL CB

career GP/GS

	Season	Playoffs
1992*	16/2	—
1993*	16/12	—
1994*	10/2	—
1995+	8/0	0/0
1996+	14/2	2/0
1997	5/0	2/0
Totals	**69/18**	**4/0**

* seasons with Rams

\+ seasons with 49ers

Career Transactions

Steve Israel signed with the Patriots as an unrestricted free agent from San Francisco on March 24, 1997 ... Originally drafted by the L.A. Rams in the second round (30th pick overall) of the 1992 NFL draft ... Signed with Rams (8/23/92) ... Waived by Rams (8/6/95) and claimed off waivers by the Green Bay Packers (8/7/95) ... Released (8/25/95) ... Signed with the 49ers (10/3/95) ... Granted unconditional free agency (2/16/96) ... Re-signed by 49ers (3/1/96) ... Granted unconditional free agency (2/14/97).

HEIGHT: 5-11 | **WEIGHT:** 194
YEAR: 7TH | **YRS/PAT:** 2ND
ACQUIRED: UFA (SF) '97
SCHOOL: PITTSBURGH
MAJOR: ECONOMICS
BORN: MARCH 16, 1969
LAWNSIDE, NJ

out takes

- Steve participated in the NFL's Fastest Man Competition in 1993. While at Pitt, he was clocked running a 4.26 in the 40.
- Steve was inducted into the Hall of Fame at his high school alma mater at Hadon Heights in 1996.
- Steve was presented the Alumni Distinction Award by the Boston Area Pitt Club in June of 1998.
- Steve is very active in the community and works closely with the Fellowship of Christian Athletes, the Lawnside Youth Association and Special Olympics.
- Steve founded the Steve Israel Fund, which raises funds to benefit numerous youth centers.

Career Highlights (GP/GS: 69/18; 4/0)

- Israel possesses tremendous speed. He has seen extensive playing time at nickel back as an extra cover corner on passing downs.
- Sacked Jacksonville quarterback Mark Brunell and forced a fumble in a 26-20 victory over the Jaguars (12/7) — the first sack and forced fumble of his career.
- Intercepted his first pass as a Patriot in the divisional playoff game at Pittsburgh (1/3/98) with a diving grab just inches off the turf. It was his first postseason interception.
- Registered a career-high with nine tackles in the season opener vs. Arizona (9/4/94).

Seasonal Reviews

1997 (5/0, 2/0): A torn patella tendon in Israel's left knee, which he suffered during training camp, sidelined the veteran cornerback for most of the season … He returned in time to help the Patriots during the final month of the season … He saw limited playing time in just five games and finished the season with nine tackles, including a sack … He batted down two pass attempts, forced a fumble and was credited with a special teams tackle … He saw his first action of the season as a nickel back vs. the Jets (9/14) after missing the entire preseason and the first two regular season games … He was listed among the Patriots inactives for the next eight games … He was activated vs. Miami (11/23), but did not play … Appeared in just his second game of the season in the 14th week of the season vs. Indianapolis (11/30) … Sacked Jacksonville quarterback Mark Brunell and forced a fumble in a 26-20 victory over the Jaguars (12/7) -the first sack and forced fumble of his career … Recorded three tackles for the second consecutive week vs. Pittsburgh (12/13) … Batted down a pass in each of his final four games, including both playoff games … Intercepted his first pass as a Patriot in the divisional playoff game at Pittsburgh (1/3/98) with a diving grab just inches off the turf … It was his first postseason interception.

1996 (14/2, 2/0 - San Francisco): Israel saw extensive playing time as the 49ers' nickel back and finished the season with a career-high 40 tackles (36 solos) ... Knocked away seven passes and grabbed his first career interception ... Listed among the 49ers inactives at Houston (10/27) and at New Orleans (11/3) due to injury ... Recorded three solo stops and recovered a fumble vs. Baltimore (11/17) ... Made a season-high six hits at Pittsburgh (12/15).

1995 (8/0, 0/0 - San Francisco): Signed with the 49ers as a free agent (10/3) and contributed extensively on special teams ... Received limited playing time in the 49ers secondary ... Finished the season with just one defensive stop ... Made his 49ers debut on special teams at Indianapolis (10/15) ... Listed among the 49ers inactives vs. New Orleans (10/29), vs. Carolina (11/5), vs. St. Louis (11/26) and in the NFC divisional playoff game (1/6/96) ... Credited with a special teams tackle at Dallas (11/12) ... Recorded two defensive stops at Miami (11/20) ... Registered a special teams tackle vs. Buffalo (12/3), Carolina (12/10) and had two hits vs. Minnesota (12/18).

1994 (10/2 - L.A. Rams): Opened the season as the Rams' starting right corner, but suffered a knee injury in the second game of the season and missed the next four weeks ... He was off to best start of his career before the injury, totaling 17 tackles in the first two games ... Registered a career-high with nine tackles in the sea-

son opener vs. Arizona (9/4) ... Posted eight solos stops the following week at Atlanta (9/11) ... Missed the next four games due to injury and returned to action as a reserve ... Finished the year with 22 solo tackles and three passes defensed.

1993 (16/12-L.A. Rams): Moved into the starting lineup for the final 11 games of the season and compiled 35 defensive stops and 12 passes defensed ... Recorded a season-high with five tackles vs. Cleveland (12/26).

1992 (16/2 - L.A. Rams): Played in every game as a rookie, including two starts ... Used primarily on special teams and as an extra back in nickel coverages ... Started two games in nickel coverage, both against Atlanta's run-and-shoot offense ... Finished his rookie campaign with 27 total tackles (25 solos).

College: Israel was a second-team All-American and first-team All-Big East selection as a senior at the University of Pittsburgh ... Intercepted six passes and was credited with 11 pass deflections as a senior ... Averaged 24.0 yards per return on 24 kickoffs ... Earned MVP honors in the 1992 Hula Bowl ... He also played in the East/West Shrine game ... Missed 13 games during the 1989-90 seasons due to a right knee injury.

Personal: Steven Douglas Israel was born the son of James and Patricia Israel on March 16, 1969 in Lawnside, N.J. ... He is the middle of five children ... His youngest brother, Ronald, plays cornerback at Notre Dame ... Attended Haddon Heights (N.J.) High and lettered in football (3 years), and track (2) ... Rushed for 800 yards and 13 TDs and caught 27 passes for 486 yards as a senior to earn all-state and All-Deleware Valley honors ... Graduated from Pittsburgh with a degree in economics in 1992 ... In his leisure time, Steve enjoys reading and playing chess ... He was a Dallas Cowboys and Philadelphia 76ers fan growing up ... Steve and his wife, Lorae, have two daughters, Averi Lorae (11/1/91) and Ashley Shardae (4/8/95).

STEVE ISRAEL'S NFL STATISTICS

Regular Season Defensive Statistics

Year	Team	G/S	TT	UT	A	S-Yds	I-Yds	PD	FF	FR	SpT
1992	Rams	16/2	27	25	2	0-0	0-0	0	0	1	7
1993	Rams	16/12	35	31	4	0-0	0-0	12	0	0	3
1994	Rams	10/2	22	22	0	0-0	0-0	3	0	0	4
1995	49ers	8/0	8	7	1	0-0	0-0	0	0	0	7
1996	49ers	14/2	40	36	4	0-0	1-3	7	0	1	8
1997	Patriots	5/0	9	9	0	1-7	0-0	2	1	0	1
Totals-6 years		**69/18**	**141**	**130**	**11**	**1-7**	**1-3**	**24**	**1**	**2**	**30**

Additional Regular Season Statistics
Kickoff Returns—1992 (1 for -3 yards), 1993 (5 for 92 yards)

Postseason Defensive Statistics

Year	Team	G/S	TT	UT	A	S-Yds	I-Yds	PD	FF	FR	SpT
1995	49ers	0/0				inactive					
1996	49ers	2/0	3	3	0	0-0	0-0	0	0	0	1
1997	Patriots	2/0	3	1	2	0-0	1-0	2	0	0	0
Totals-3 years		**4/0**	**6**	**4**	**2**	**0-0**	**1-0**	**2**	**0**	**0**	**1**

Single-Game Career Highs

Regular Season
Total Tackles—9 vs. Arizona (9/4/94)
Solo Tackles—8 at Atlanta (9/11/94)
Sacks—1 at Jacksonville (12/7/97)
Interceptions—1 (3 yards)

Postseason
Total Tackles—2 at Pittsburgh (1/3/98)
Interceptions—1 at Pittsburgh (1/3/98)



84 SHAWN JEFFERSON WR

career GP/GS

	Season	Playoffs
1991*	16/3	—
1992*	16/1	2/0
1993*	16/4	—
1994*	16/16	3/3
1995*	16/15	1/1
1996	15/15	3/3
1997	16/14	2/2
Totals	**111/68**	**11/9**

* Seasons with San Diego

out takes

- ★ **Shawn is a member of "Ducks Unlimited" and a strong supporter of land conservation.**
- ★ **Shawn is also an avid duck hunter and enjoys skeet shooting. He is a complete outdoorsman, who enjoys hunting, fishing and other wildlife excursions.**
- ★ **Shawn worked an offseason internship at Mellon Bank in Boston in 1998.**

Career Transactions

Shawn Jefferson signed with the Patriots on March 14, 1996 as a veteran free agent after his release from the San Diego Chargers … He was originally drafted by the Houston Oilers in the ninth round (240th pick overall) in the 1991 NFL Draft … Signed with the Oilers (7/15/91) … Packaged in a trade along with a first-round draft choice in 1992 (Chris Mims) to San Diego in exchange for DL Lee Williams (8/22/91) … Granted restricted free agency (3/1/93) and re-signed with the Chargers (7/15/93) … Granted free agency (2/17/94) and re-signed with the Chargers (7/15/94) … Chargers released his rights (along with Natrone Means) to free room under the salary cap when they signed free agent defensive end Marco Coleman (2/29/96).

Career Highlights (GP/GS: 111/68; 11/9)

- Jefferson has played in 111 of 112 possible games since entering the league in 1991. The only game he missed was at Buffalo (9/8/96) due to a concussion he suffered the previous week. It snapped his consecutive games played streak at 81.
- Jefferson is one of the fastest players in the NFL and helped form one of the most dangerous receiving tandems in the NFL when he joined the Patriots in 1996 to start opposite Terry Glenn.
- His statistics have steadily improved each year in the league. Last year, he established a new single-season personal best with 54 receptions for 841 yards (15.6 avg.).
- Earned Staples Star of the Game honors at Minnesota (11/2) after he caught four passes for 108 yards, including a career-long 76-yard touchdown strike. His 108-yard game was the second-best single game performance of his career.
- Posted a career-high with nine receptions and totaled 104 yards in the Patriots' divisional playoff game at Pittsburgh (1/3/98).
- Opened the 1995 season with 120 yards on six catches (20.0

HEIGHT: 5-11	**WEIGHT:** 180
YEAR: 8TH	**YRS/PAT:** 3RD
ACQUIRED: FA '96	
SCHOOL: CENTRAL FLORIDA	
MAJOR: BUSINESS ADMINISTRATION	
BORN: FEB. 22, 1969 JACKSONVILLE, FLA.	

avg.). The 120 yards remains his personal career-high.
• Caught four passes for 88 yards, including touchdown receptions of 7 and 35 yards at Baltimore (10/6/96). It was the first multiple touchdown performance of his career.
• Made quite a splash in his rookie debut by catching three passes for 23 yards and scoring his first career touchdown in a 26-20 loss at Pittsburgh (9/1/91).

Seasonal Reviews

1997 (16/14, 2/2): Started 14 of 16 regular season games at wide receiver and both playoff games for the Patriots … Did not start at Indianapolis (9/7) and at Denver (10/6) when the Patriots opened in a double tight end formation … Led the Patriots and set a career-high with 841 yards receiving … Ranked second on the team with 54 receptions … He was on the receiving end of the longest pass of the season, a 76-yarder from Drew Bledsoe … Led the team with five receptions for 82 yards (16.4 avg.) in the season opener against San Diego (8/31) … Scored his first touchdown of the season on a 34-yard pass in the first quarter at Indianapolis (9/7) … Added a 64-yard reception and finished the game with 98 yards and a touchdown on just two catches … Led the team with five receptions for 63 yards in a 27-24 overtime victory over the Jets (9/14) … Caught five passes for 55 yards, but lost a fumble at the Chicago 2-yard line vs. the Bears (9/21) … Appeared in his 100th career game at Denver and caught three passes for 45 yards … Earned Staples Star of the Game honors at Minnesota (11/2) after he caught four passes for 108 yards, including a career-long 76-yard touchdown strike … It was his second 100-yard game of his career … Led the team with 71 yards on four receptions vs. Miami (11/23) … Led the team with 74 yards on four receptions the following week vs. Indianapolis (11/30) … Led the team again with seven receptions for 76 yards in the season finale at Miami (12/22) … Recorded single-season career highs in each of the following categories: receptions (54), yards (841), average (15.6) and longest reception (76t) … Had just one reception in the Patriots wildcard victory over Miami (12/28) … He saved his best for last with a spectacular performance in the divisional game at Pittsburgh (1/3/98) when he posted a career-high nine receptions for 104 yards.

1996 (15/15, 3/3): Made an immediate impact at wide receiver for the Patriots, stepping into the starting lineup in his Patriots debut and starting 18 of the 19 games, including each of the team's three playoff games … Missed the second game of the season at Buffalo (9/8) after suffering a concussion in the season opener at Miami (9/1) … Snapped his streak of consecutive games played at 81 … Had a career-year with the Patriots, eclipsing his own single-season totals in every receiving category … Finished the year with 50 receptions for 771 yards (15.4 avg.) and four touchdowns … Added one rush for 6 yards … His 50 receptions ranked third on the team, while his 771 yards finished second … Added 10 receptions in the playoffs … He led the team in receptions in two games and in receiving yardage in five games … Opened the season with five catches for 48 yards at Miami (9/1) before being forced from the game with a concussion … Returned to the starting lineup vs. Arizona (9/15) and caught one pass for 19 yards … Led the team with six receptions for 57 yards vs. Jacksonville (9/22) … Caught four passes for 88 yards, including touchdown receptions of 7 and 35 yards at Baltimore (10/6) … It was the first multiple touchdown performance of his career … Led the team with five receptions for 79 yards at Indianapolis (10/20) … Led the team with 95 yards on just four receptions (23.8 avg.), including a season-long of 42 yards, vs. Buffalo (10/27) to earn Staples Star of the Game honors … Pulled a pass from the clutches of a defender to convert a 3rd-and-11 and finished the day with three receptions for 42 yards

in a dramatic come-from-behind victory over the Jets (11/10) … Led the team with 56 yards on just two catches (28.0 avg.) vs. Denver (11/17) … Caught his third touchdown of the season on a 13-yard completion from Drew Bledsoe vs. Indianapolis (11/24) … Grabbed four passes for 52 yards and a touchdown at San Diego (12/1) … Finished with a game-high 91 yards on five grabs (18.2 avg.) vs. the Jets (12/8) … Started each of the Patriots' playoff games … Caught three passes for 18 yards vs. Pittsburgh (1/5/97) and turned in another game-high 91-yard effort on just four receptions in the AFC Championship Game victory over Jacksonville (1/12/97) … Caught three passes for 34 yards (11.3 avg.) and a long of 14 yards in Super Bowl XXXI vs. Green Bay (1/26/97).

1995 (16/15, 1/1-San Diego): Started every game except the Sept. 17 game at Philadelphia when the Chargers opened up in a two-tight end formation … Ranked third on the team with 48 receptions … Totaled 621 yards receiving, just six yards shy of his professional high and added two touchdowns to his career totals … He dropped just five passes all season … He is a threat to go deep on any defensive back, but makes most of his receptions within 10 yards of the line of scrimmage … 31 of his 48 receptions were between 1-10 yards and he averaged 10.3 yards after the catch … Both of his touchdown receptions were over 30-yard gains … Opened the season with the best single-game performance of his young career at Oakland (9/3) … Totaled 120 yards on six catches (20.0 avg.) and scored the only touchdown of the game for the Chargers on a 39-yard reception in a 17-7 loss … Did not start, but was still the No. 2 receiver at Philadelphia (9/17) and caught four passes for 67 yards, including a 38-yard touchdown reception in a 27-21 victory … Registered five receptions for 81 yards at Pittsburgh (10/1) and another five for 50 yards in a losing effort at Denver (11/19) … He caught at least one pass in every game, extending his regular season consecutive game reception streak to 28 at season's end … Added three receptions for 33 yards and a touchdown in the Chargers' playoff loss vs. Indianapolis (1/7/96).

1994 (16/16, 3/3-San Diego): Started 16 regular season games and three postseason games for the Chargers, including Super Bowl XXIX … Compiled 627 yards receiving and three touchdowns on 43 receptions … Added 40 yards rushing on three carries and a long of 22 yards … Caught seven passes for 75 yards and added two carries for 13 yards in the postseason … Opened the season with three receptions for 79 yards and scored on a 47-yard reception in a 37-34 victory at Denver (9/4) … Followed with four receptions for 64 yards vs. Cincinnati (9/11) … Scored on a 52-yard reception at Kansas City (11/13) to help capture a come-from-behind 14-13 victory … Recorded a season-high with six receptions (64 yards) at New England (11/20) … Had mirror-image performances when he caught four passes for 53 yards in consecutive games vs. San Francisco (12/11) and at the New York Jets (12/18) … Caught three passes for 44 yards in their divisional playoff victory over Miami (1/8) … Added two receptions for 16 yards the following week in their AFC Championship victory over Pittsburgh (1/15) … Capped the year with two catches for 15 yards in Super Bowl XXIX.

1993 (16/4-San Diego): Played in every game, making four starts … Ranked fourth on the Chargers in receptions with 30 and totaled 391 yards … Rushed for 53 yards on just five carries (10.6 avg.) … Also contributed on special teams … Caught at least one

GO DEEP

In 1997, Jefferson fielded the two longest receptions of his career — 76 and 64 yards, respectively. In just two years with the Patriots, he already has eight receptions of 34 yards or more, giving him 15 for his career. Below is a look at his career receptions of 34 yards or more:

Yds	Opponent
76	**at Minnesota (11/2/97)**
64	**at Indianapolis (9/7/97)**
52t	at Kansas City (11/13/94)
51	at Kansas City (11/1/93)
47t	at Denver (9/4/94)
45	at Kansas City (10/9/95)
42	**Buffalo (10/27/96)**
39	**Denver (11/17/96)**
39t	at Oakland (9/3/95)
39t	at Indianapolis (11/29/93)
38	**Jacksonville (1/12/97)**
38t	at Philadelphia (9/17/95)
35t	**at Baltimore (10/6/96)**
35	**San Diego (8/31/97)**
34t	**at Indianapolis (9/7/97)**

bold indicates receptions as a Patriot

pass in 14 of the Chargers' 16 games ... Logged a season-high 64 yards, including a 39-yard touchdown, on just three catches (21.3 avg.) at Indianapolis (11/29) ... Recorded a season-high four receptions on two occasions; vs. Chicago (11/14) and vs. Denver (12/5) ... Rushed for a personal long 33-yard gain at the Los Angeles Raiders (10/31) on a crucial third down play, which set up the game-tying touchdown ... His only reception at Minnesota (11/7) was an 18-yard touchdown in a 30-17 victory over the Vikings ... Closed out the year with 47 yards on just three receptions at Tampa Bay (1/2).

1992 (16/1, 2/0-San Diego): Played in every game, including one start, and caught a pass in 13 of the 16 regular season games ... Finished the season with 29 catches for 377 yards and two touchdowns ... Played in both of the Chargers' playoff games and was credited with a reception for 10 yards ... Opened the season with 13 receptions in the month of September ... Recorded a season-high with five receptions (39 yards) at Houston (9/27) ... Caught just one pass at Kansas City (11/1), but made it a memorable one as he raced down field for a 51-yard gain ... The 51-yard reception was his longest of the season.

1991 (16/3-San Diego): Played in every game as a rookie and earned three starts ... Caught passes in seven of the 16 games and finished the year with 12 receptions for 125 yards (10.4 avg.) and one touchdown ... Made quite a splash in his rookie debut by catching three passes for 23 yards and scoring his first career touchdown in a 26-20 loss at Pittsburgh (9/1) ... His first career NFL touchdown reception was a 5-yard pass from John Friesz ... Rushed the ball once for 27 yards on a reverse vs. Atlanta (9/15) ... He had eight receptions for 59 yards and a score after just four games, but caught just four more passes in the final 12 games ... Made his first career NFL start in just his fourth game of the season Sept. 22 at Denver ... Also started at the Los Angeles Rams (10/13) and against Denver (12/22) ... Recorded his longest reception of the year, a 29-yard pass, in the next-to-last game of the season vs. Miami (12/15) on a crucial third-and-19 situation in the fourth quarter to help secure a 38-30 victory.

College: Jefferson was a three-year letterman at Central Florida who starred as a wide receiver and return specialist ... Completed his collegiate career with 1,087 yards and 11 touchdowns on 67 receptions ... Picked up an additional 26 yards of offense on six rushing attempts (4.3 avg.) ... Returned 39 kickoffs for 782 yards (20.1 avg.) but did not return any for touchdowns during his career.

Personal: Vanchi LaShawn Jefferson was born February 22, 1969 in Jacksonville, Fla. ... Attended Raines High in Jacksonville and earned letters in football, track and basketball ... Majored in business administration at Central Florida ... Has donated a considerable amount of time to the Boys Clubs of Jacksonville ... Shawn and the former Marla Davis were married in June of 1998 ... Shawn has two children: Paige and Shawn Jr.

SHAWN JEFFERSON'S NFL STATISTICS

Regular Season Offensive Statistics

				Receiving				Rushing				
Year	**Team**	**G/S**	**No**	**Yds**	**Avg**	**Lg**	**TD**	**No**	**Yds**	**Avg**	**Lg**	**TD**
1991	Chargers	16/3	12	125	10.4	29	1	1	27	27.0	27	0
1992	Chargers	16/1	29	377	13.0	51	2	0	0	0.0	0	0
1993	Chargers	16/4	30	391	13.0	39t	2	5	53	10.6	33	0
1994	Chargers	16/16	43	627	14.6	52t	3	3	40	13.3	22	0
1995	Chargers	16/15	48	621	12.9	45	2	2	1	0.5	11	0
1996	Patriots	15/15	50	771	15.4	42	4	1	6	6.0	6	0
1997	Patriots	16/14	54	841	15.6	76	2	0	0	0.0	0	0
Totals - 7 years		**111/68**	**266**	**3753**	**14.1**	**76**	**16**	**12**	**127**	**10.6**	**33**	**0**

Additional Regular Season Statistics
Special Teams Tackles - 1992 (3)
Misc. Tackles - 1996 (1), 1997 (1)
Fumbles/Lost/Recovered/Out of Bounds - 1996 (2/2/0/0), 1997 (2/2/0/0)

SHAWN JEFFERSON'S NFL STATISTICS (cont.)

Postseason Offensive Statistics

			Receiving					Rushing			
Year	Team	G/S	No	Yds	Avg	Lg	TD	No	Yds	Avg	Lg	TD
1992	Chargers	2/0	1	10	10.0	10	0	0	0	0.0	0	0
1994	Chargers	3/3	7	75	10.7	16	0	2	13	6.5	10	0
1995	Chargers	1/1	3	33	11.0	12	1	0	0	0.0	0	0
1996	Patriots	3/3	10	143	14.3	38	0	0	0	0.0	0	0
1997	Patriots	2/2	10	111	11.1	19	0	0	0	0.0	0	0
Totals - 5 years		**11/9**	**31**	**372**	**12.0**	**38**	**1**	**2**	**13**	**6.5**	**10**	**0**

SINGLE-GAME CAREER HIGHS

Regular Season

Receptions - 7 at Miami (12/22/97)
Receiving Yards - 120 at Oakland (9/3/95)
Highest Game Average (Min. 2 rec.) - 49.0 at Indianapolis (9/7/97)
Longest Reception - 76 at Minnesota (11/2/97)
Touchdown Receptions - 2 at Baltimore (10/6/96)
Rushing Attempts - 1 (12 times) Most recent at Miami (9/1/96)
Rushing Yards - 33 at L.A. Raiders (10/31/93)

Postseason

Receptions - 9 at Pittsburgh (1/3/98)
Receiving Yards - 104 at Pittsburgh (1/3/98)
Highest Game Average (Min. 2 rec.) - 22.8 vs. Jacksonville (1/12/97)
Longest Reception - 38 vs. Jacksonville (1/12/97)
Touchdown Receptions - 1 vs. Indianapolis (12/31/95)

SHAWN JEFFERSON'S 1991 GAME-BY-GAME RECEIVING STATISTICS

Date	Opponent	G/S	No	Yds	Avg	Lg	TD	W/L	Score
09/01	at Pittsburgh	p	3	23	7.7	14	1	L	20-26
09/08	at San Francisco	p	1	11	11.0	11	0	L	14-34
09/15	Atlanta	p	2	12	6.0	9	0	L	10-13
09/22	at Denver	S	2	13	6.5	7	0	L	19-27
09/29	Kansas City	p	0	0	0.0	0	0	L	13-14
10/06	at L.A. Raiders	p	0	0	0.0	0	0	W	21-13
10/13	at L.A. Rams	S	1	13	13.0	13	0	L	24-30
10/20	Cleveland	p	2	24	12.0	17	0	(OT) L	24-30
10/27	at Seattle	p	0	0	0.0	0	0	L	9-20
11/10	Seattle	p	0	0	0.0	0	0	W	17-14
11/17	New Orleans	p	0	0	0.0	0	0	W	24-21
11/24	at N.Y. Jets	p	0	0	0.0	0	0	L	3-24
12/01	L.A. Raiders	p	0	0	0.0	0	0	L	7-9
12/08	at Kansas City	p	0	0	0.0	0	0	(OT) L	17-20
12/15	Miami	p	1	29	29.0	29	0	W	38-30
12/22	Denver	S	0	0	0.0	0	0	L	14-17
1991	**Season Totals**	**16/3**	**12**	**125**	**10.4**	**29**	**1**	**4-12**	

SHAWN JEFFERSON'S 1992 GAME-BY-GAME RECEIVING STATISTICS

Date	Opponent	G/S	No	Yds	Avg	Lg	TD	W/L	Score
09/06	Kansas City	p	1	13	13.0	13	0	L	10-24
09/13	at Denver	p	3	25	8.3	14	0	L	13-21
09/20	Pittsburgh	p	4	45	11.2	35	0	L	6-23
09/27	at Houston	p	5	39	7.8	14	0	L	0-27
10/04	Seattle	p	0	0	0.0	0	0	W	17-6
10/11	at Indianapolis	p	0	0	0.0	0	0	W	34-14
10/18	Denver	p	0	0	0.0	0	0	W	24-21
10/25	Indianapolis	p	1	7	7.0	7	0	W	26-0
11/01	at Kansas City	p	1	51	51.0	51	0	L	13-14
11/08	at Cleveland	p	1	26	26.0	26t	1	W	14-13
11/15	Tampa Bay	p	2	24	12.0	15	0	W	29-14
11/22	L.A. Raiders	p	2	30	15.0	15t	1	W	27-3
11/27	at Phoenix	p	2	20	10.0	10	0	W	27-21
12/13	Cincinnati	p	2	38	19.0	20	0	W	27-10
12/20	at L.A. Raiders	p	3	29	9.7	13	0	W	26-14
12/27	at Seattle	S	2	30	15.0	19	0	W	31-14
1992	**Season Totals**	**16/1**	**29**	**377**	**13.0**	**51**	**2**	**11-5**	
01/02	Kansas City	p	0	0	0.0	0	0	W	17-0
01/10	Miami	p	1	10	10.0	10	0	L	0-31
1992	**Playoff Totals**	**2/0**	**1**	**10**	**10.0**	**10**	**0**	**1-1**	

SHAWN JEFFERSON'S 1993 GAME-BY-GAME RECEIVING STATISTICS

Date	Opponent	G/S	No	Yds	Avg	Lg	TD	W/L	Score
09/05	Seattle	p	1	14	14.0	14	0	W	18-12
09/12	at Denver	p	0	0	0.0	0	0	L	17-34
09/19	Houston	p	1	16	16.0	16	0	W	18-17
10/03	at Seattle	p	2	8	4.0	5	0	L	14-31
10/10	at Pittsburgh	S	1	7	7.0	7	0	L	3-16
10/17	Kansas City	p	1	22	22.0	22	0	L	14-17
10/31	at L.A. Raiders	p	2	23	11.5	19	0	W	30-23
11/07	at Minnesota	p	1	18	18.0	18t	1	W	30-17
11/14	Chicago	S	4	45	11.2	16	0	L	13-16
11/21	L.A. Raiders	S	1	12	12.0	12	0	L	7-12
11/29	at Indianapolis	S	3	64	21.3	39t	1	W	31-0
12/05	Denver	p	4	46	11.5	14	0	W	13-10
12/12	Green Bay	p	3	42	14.0	14	0	L	13-20
12/19	at Kansas City	p	0	0	0.0	0	0	L	24-28
12/27	Miami	p	3	27	9.0	12	0	W	45-20
01/02	at Tampa Bay	p	3	47	15.7	29	0	W	32-17
1993	**Season Totals**	**16/4**	**30**	**391**	**13.0**	**39t**	**2**	**8-8**	

SHAWN JEFFERSON'S 1994 GAME-BY-GAME RECEIVING STATISTICS

Date	Opponent	Starts	No	Yds	Avg	Lg	TD	W/L	Score
09/04	at Denver	S	3	79	26.3	47t	1	W	37-34
09/11	Cincinnati	S	4	64	16.0	26	0	W	27-10
09/18	at Seattle	S	3	31	10.3	12	0	W	24-10
09/25	at L.A. Raiders	S	0	0	0.0	0	0	W	26-24
10/09	Kansas City	S	2	28	14.0	15	0	W	20-6
10/16	at New Orleans	S	2	30	15.0	18	0	W	36-22
10/23	Denver	S	1	5	5.0	5	0	L	15-20
10/30	Seattle	S	2	29	14.5	17	0	W	35-15
11/06	at Atlanta	S	1	16	16.0	16	0	L	9-10
11/13	at Kansas City	S	2	60	30.0	52t	1	W	14-13
11/20	atNew England	S	6	64	10.7	15	0	L	17-23
11/27	L.A. Rams	S	3	39	13.0	17	0	W	31-17
12/05	L.A. Raiders	S	3	58	19.3	29t	1	L	17-24
12/11	San Francisco	S	4	53	13.2	20	0	L	15-38
12/18	at N.Y. Jets	S	4	53	13.2	16	0	W	21-6
12/24	Pittsburgh	S	3	18	6.0	10	0	W	37-34
1994	**Season Totals**	**16/16**	**43**	**627**	**14.6**	**52t**	**3**	**11-5**	
01/8	Miami	S	3	44	14.7	16	0	W	22-21
01/15	at Pittsburgh	S	2	16	8.0	11	0	W	17-13
01/29	vs San Francisco	S	2	15	7.5	9	0	L	26-49
1994	**Playoff Totals**	**3/3**	**7**	**75**	**10.7**	**16**	**0**	**2-1**	

SHAWN JEFFERSON'S 1995 GAME-BY-GAME RECEIVING STATISTICS

Date	Opponent	Starts	No	Yds	Avg	Lg	TD	W/L	Score
09/03	at Oakland	S	6	120	20.0	39T	1	L	7-17
09/10	Seattle	S	3	31	10.3	12	0	W	14-10
09/17	at Philadelphia	p	4	67	16.8	38T	1	W	27-21
09/24	Denver	S	4	36	9.0	11	0	W	17-6
10/01	at Pittsburgh	S	5	81	16.2	21	0	L	16-31
10/09	at Kansas City	S	3	64	21.3	45	0	(OT) L	23-29
10/15	Dallas	S	4	30	7.5	14	0	L	9-23
10/22	at Seattle	S	1	13	13.0	13	0	W	35-25
11/05	Miami	S	2	8	4.0	7	0	L	14-24
11/12	Kansas City	S	1	11	11.0	11	0	L	7-22
11/19	at Denver	S	5	50	10.0	19	0	L	27-30
11/27	Oakland	S	4	55	13.8	35	0	W	12-6
12/03	Cleveland	S	2	23	11.5	12	0	W	31-13
12/09	Arizona	S	1	6	6.0	6	0	W	28-25
12/17	at Indianapolis	S	1	9	9.0	9	0	W	27-24
12/23	at N.Y. Giants	S	2	17	8.5	9	0	W	27-17
1995	**Season Totals**	**16/15**	**48**	**621**	**12.9**	**45**	**2**	**9-7**	
12/31	Indianapolis	S	3	33	11.0	12	1	L	20-35
1995	**Playoff Totals**	**1/1**	**3**	**33**	**11.0**	**12**	**1**	**0-1**	

SHAWN JEFFERSON'S 1996 GAME-BY-GAME RECEIVING STATISTICS

1996	Opponent	G/P	No	Yds	Avg	Lg	TD	W/L	Score
09/01	at Miami	S	5	47	9.4	15	0	L	10-24
09/08	at Buffalo				Inactive			L	10-17
09/15	Arizona	S	1	19	19.0	19	0	W	31-0
09/22	Jacksonville	S	6	57	9.5	13	0	W	28-25
10/06	at Baltimore	S	4	88	22.0	35	2	W	46-38
10/13	Washington	S	4	69	17.3	34	0	L	22-27
10/20	at Indianapolis	S	5	79	15.8	24	0	W	27-9
10/27	Buffalo	S	4	95	23.8	42	0	W	28-25
11/03	Miami	S	2	13	6.5	7	0	W	42-23
11/10	at New York Jets	S	3	42	14.0	18	0	W	31-27
11/17	Denver	S	2	56	28.0	39	0	L	8-34
11/24	Indianapolis	S	2	20	10.0	13t	1	W	27-13
12/01	at San Diego	S	4	52	13.0	23	1	W	45-7
12/08	New York Jets	S	5	91	18.2	29	0	W	34-10
12/15	at Dallas	S	2	21	10.5	15	0	L	6-12
12/21	at N.Y. Giants	S	1	22	22.0	22	0	W	23-22
1996	**Season Totals**	**15/15**	**50**	**771**	**15.4**	**42**	**4**	**11-5**	
01/05	Pittsburgh	S	3	18	6.0	9	0	W	28-3
01/12	Jacksonville	S	4	91	22.8	38	0	W	20-6
01/26	vs. Green Bay	S	3	34	11.3	14	0	L	21-35
1996	**Playoff Totals**	**3/3**	**10**	**143**	**14.3**	**38**	**0**	**2-1**	

SHAWN JEFFERSON'S 1997 GAME-BY-GAME RECEIVING STATISTICS

Date	Opponent	No	Yds	Avg	Lg	TD	W/L	Score
08/31	San Diego	5	82	16.4	35	0	W	41-7
09/07	at Indianapolis	2	98	49.0	64	1	W	31-6
09/14	New York Jets	5	63	12.6	20	0 (OT)	W	27-24
09/21	Chicago	5	55	11.0	15	0	W	31-3
10/06	at Denver	3	45	15.0	19	0	L	13-34
10/12	Buffalo	1	13	13.0	13	0	W	33-6
10/19	at New York Jets	1	11	11.0	11	0	L	19-24
10/27	Green Bay	3	18	6.0	12	0	L	10-28
11/02	at Minnesota	4	108	27.0	76	1	L	18-23
11/09	at Buffalo	2	33	16.5	18	0	W	31-10
11/16	at Tampa Bay	2	28	14.0	15	0	L	7-27
11/23	Miami	4	71	17.8	25	0	W	27-24
11/30	Indianapolis	4	74	18.5	28	0	W	20-17
12/07	at Jacksonville	1	9	9.0	9	0	W	26-20
12/13	Pittsburgh	5	57	11.4	17	0 (OT)	L	21-24
12/22	at Miami	7	76	10.9	22	0	W	14-12
1997	**Season Totals**	**54**	**841**	**15.6**	**76**	**2**	**10-6**	
12/28	Miami	1	7	7.0	7	0	W	17-3
01/03	at Pittsburgh	9	104	11.6	19	0	L	6-7
1997	**Postseason Totals**	**10**	**111**	**11.1**	**19**	**0**	**1-1**	



83 DIETRICH JELLS WR

career GP/GS

	Season	Playoffs
1996	7/1	0/0
1997	11/0	0/0
Totals	**18/1**	**0/0**

out takes

- ★ Dietrich starred in both football and track at Pittsburgh.
- ★ He set career receiving records with 160 catches for 3,003 yards (18.8 avg.) and 24 touchdowns in four years at Pitt.
- ★ During his sophomore year in 1992, he became the first player in school history to eclipse the 1,000-yard receiving plateau.

HEIGHT: 5-10 | **WEIGHT:** 185
YEAR: 3RD | **YRS/PAT:** 3RD
ACQUIRED: CW (K.C.) '96
SCHOOL: PITTSBURGH
MAJOR: BUSINESS
BORN: APRIL 11, 1972 BROOKLYN, N.Y.

Career Transactions

Dietrich Jells was claimed by the Patriots off waivers (8/21/96) from the Kansas City Chiefs ... He was originally drafted by the Chiefs in the sixth round (176th overall) of the 1996 NFL Draft ... Signed by the Chiefs (7/26/96).

Career Highlights (GP/GS: 18/1; 0/0)

- Received most of his playing time on special teams and finished fifth on the team with 11 tackles.
- He started in his NFL debut at Buffalo (9/8/96) when he replaced Shawn Jefferson in the starting lineup, less than three weeks after being claimed off waivers.
- He played in six of the first seven games of his career and caught one pass for 5 yards vs. Arizona (9/15/96).

Seasonal Reviews

1997 (11/0, 0/0): Jells appeared in 11 games for the Patriots and caught one pass for 9 yards ... Listed among the Patriots' inactives prior to five regular season games — San Diego (8/31), Green Bay (10/27), at Buffalo (11/9), Indianapolis (11/30) and at Miami (12/22) — and both playoff games ... Caught his only pass (9 yards) of the season at Tampa Bay (11/16) ... Contributed extensively on special teams and finished fifth (tie) on the team with 11 special teams tackles.

1996 (7/1, 0/0): Jells joined the Patriots at the end of the 1996 preseason, yet made his Patriots debut in a starting role in the second game of the season at Buffalo (9/8) ... Played in six of the first seven games and caught one pass for 5 yards ... He was listed among the Patriots' inactives prior to 12 games for the Patriots, including each of the playoff games ... Saw limited playing time as a reserve vs. Arizona (9/15), Jacksonville (9/22), at Baltimore (10/6), vs.

Washington (10/13), at Indianapolis (10/20) and in the season finale at the Giants (12/21) … Registered his first career reception and made a special teams tackle vs. Arizona in the third game of the season.

College: Jells was a standout wide receiver at the University of Pittsburgh (1991-95), setting career receiving records with 160 catches for 3,003 yards (18.8 avg.) and 25 touchdowns … Returned 38 kickoffs for 831 yards (21.9 avg.) … Started 31 of 46 games and totaled 3,903 all-purpose yards during his collegiate career. **1995:** Started nine of 10 games and led the Panthers with 48 receptions for 789 yards (16.4 avg.) with eight touchdowns … Earned honorable mention All-America honors and was selected first-team All-Big East by the *Football News* … Added 29 yards on six rushes and returned 10 kickoffs for 206 yards (20.6 avg.). **1994:** Ranked second on the team with 35 receptions for 613 yards (17.5 avg.) and four touchdowns … Carried the ball nine times for 22 yards and returned three kicks for 83 yards (27.7 avg.). **1993:** Started three games and caught 10 passes for 171 yards and a touchdown before being granted a medical redshirt after suffering a partial tear of his medial meniscus in his right knee vs. Ohio State … Returned 18 kickoffs for 399 yards (22.2 avg.) with a long of 66 yards prior to the injury. **1992:** Set a single-season receiving record in just his sophomore season at Pittsburgh, catching 55 passes for 1,091 yards and eight touchdowns … It was the first 1,000-yard receiving effort in school history … He was on the receiving end of a 91-yard touchdown pass vs. Rutgers, the longest pass play in Pitt history, and finished the game with 184 yards on eight catches. **1991:** Played in 10 games as a freshman, totaling 339 yards on just 12 catches (28.3 avg.).

Personal: Dietrich Jells was born the son of Dora Jells on April 11, 1972 in Brooklyn, N.Y. … He has six siblings — three brothers and three sisters … He attended Tech Memorial High in Erie, Pa. where he earned *Parade* All-America recognition as a wide receiver and kick returner … Caught 26 passes for 625 yards (24.0 avg.) and eight touchdowns as a senior … Also lettered in track and basketball … Was a three-year letterman on Pitt's track team … Won the Big East 100-meter dash outdoor title in 1994 and 1995 … Qualified for the NCAA Outdoor finals in the 100- and 200-meter sprints in 1995 … Captured the conference title as a member of the Panthers' 4x400-meter relay team … Graduated from Pitt with a degree in business… He was a fan of the Dallas Cowboys, San Francisco 49ers and the New York Yankees while growing up … He enjoys reading and playing computer games … He lists the YMCA, Boys Club and Headstart among his favorite charities … Dietrich is single.

DIETRICH JELLS' NFL STATISTICS

Regular Season Offensive Statistics

				—— Receiving ——			
Year	**Team**	**G/S**	**No**	**Yds**	**Avg**	**Lg**	**TD**
1996	Patriots	7/1	1	5	5.0	5	0
1997	Patriots	11/0	1	9	9.0	9	0
Totals-2 years		**18/1**	**2**	**14**	**7.0**	**9**	**0**

Additional Regular Season Statistics
Special Teams Tackles—1996 (1), 1997 (11)



52 TED JOHNSON MLB

career GP/GS

	Season	Playoffs
1995	12/12	—
1996	16/16	3/3
1997	16/16	2/2
Totals	**44/44**	**5/5**

out takes

★ **Ted is a certified scuba diver and dreams of one day owning a diving shop somewhere in the Caribbean.**

★ **In addition to scuba diving, Ted also enjoys skiing, playing golf and reading.**

Career Transactions

Ted Johnson was drafted by the Patriots with their own selection in the second round (57th player selected) of the 1995 NFL Draft … Signed by the Patriots July 18, 1995.

Career Highlights (GP/GS: 44/44; 5/5)

- Johnson enters the 1998 season with 42 consecutive starts at linebacker and has started every game he has played.
- Johnson led the team in tackles in each of the last two seasons. He logged 115 total tackles in 1996 and improved to a personal-high 127 tackles in 1997.
- Posted six tackles, including a pair of sacks, and forced a fumble vs. the Jets (9/14/97).
- He was credited with a season-high 13-tackles in back-to-back games at Tampa Bay (11/16/97) and vs. Miami (11/23/97).
- Led the Patriots with nine defensive stops, including his first career postseason sack, in a playoff victory over the Dolphins (12/28/97).
- Provided a game-high 11 stops in the AFC Championship Game victory over Jacksonville (1/12/97), limiting Natrone Means to just 43 yards rushing in the game.
- He spearheaded an inspired defensive unit which did not allow a touchdown in either of their two home playoff games in 1996.
- Registered a career-high 14 tackles (9 solos), including one for a loss of 7 yards, vs. Washington (10/13/96).
- Forced his first career fumble when he stripped Colts WR Sean Dawkins of the ball vs. Indianapolis (11/24/96) for one of five tackles.
- Reported a team-high six solo stops and intercepted his first career pass at San Diego (12/1/1996).
- Johnson made the transition from college to pro in his first NFL season with relative ease, starting each of the 12 games he played as a rookie and earning all-rookie team hon-

HEIGHT: 6-3	**WEIGHT:** 240
YEAR: 4TH	**YRS/PAT:** 4TH
ACQ: D2 (57TH) '95	
SCHOOL: COLORADO	
MAJOR: COMMUNICATIONS	
BORN: DEC. 4, 1972 ALAMEDA, CALIF.	

ors from *Pro Football Weekly*, *College and Pro Football Newsweekly* and the *Football News*.

• Made his NFL debut in the 1995 season-opener and combined with Reggie White on a sack of Vinny Testaverde in a 17-14 come-from-behind victory over Cleveland (9/3/95).

• In 1996, he made the transition from inside linebacker in the 3-4 defense to middle linebacker in the 4-3 and led the team in tackles.

Seasonal Reviews

1997 (16/16, 2/2): Started every game at middle linebacker for the Patriots and finished the season with a career-high 127 total tackles (95 solos), including a career-high four sacks ... He was selected as a Pro Bowl alternate ... With 127 tackles, he led the team for the second consecutive season ... Posted six tackles, including a pair of sacks, and forced a fumble vs. the Jets (9/14) ... Had eight first half tackles and finished the game with nine vs. Chicago (9/21) ... Led the team with nine tackles vs. Buffalo (10/12) ... Credited with nine tackles at Minnesota (11/2) ... Limited to just three tackles in a victory at Buffalo (11/9) ... Responded with a season-high 13-tackle game at Tampa Bay (11/16) ... Posted 13 tackles again the following week vs. Miami (11/23) — the best back-to-back performance of his career ... Eclipsed the 100-tackle plateau with an 11-tackle outing vs. Indianapolis (11/30) ... Named defensive captain at Jacksonville (12/7) and responded with a team-high nine tackles and a sack ... Posted 11 tackles vs. Pittsburgh (12/13) — his fourth double digit performance in five games ... During that five-game span, he totaled 57 tackles ... Named defensive team captain for the season finale at Miami (12/22) and throughout the playoffs ... Earned Staples Star of the Game honors when he registered seven solo stops, including his fourth sack of the season with the division title clinching victory over the Dolphins (12/22) ... Led the Patriots with nine defensive stops, including his first career postseason sack, in a playoff victory over the Dolphins (12/28) ... Closed out the season with six tackles in the divisional playoff loss at Pittsburgh (1/3/98) ... Finished with a team-high 15 postseason tackles, including a sack.



1996 (16/16, 3/3): Johnson started every game, including each of the Patriots' playoff games and led the Patriots with 115 defensive stops, including 87 solos ... He knocked down four passes, including his first career interception, and was credited with a forced fumble and a fumble recovery ... Selected first-team All-Pro by *USA Today* ... Opened the season with a team-high six solo tackles at Miami (9/1) in his debut at mid-

dle linebacker ... Co-led the team with seven tackles at Buffalo (9/8) ... Dropped Leeland McElroy for a 2-yard loss in the opening possession, setting an early tone in a 31-0 shutout victory over Arizona (9/15) ... Registered a career-high with 14 tackles (9 solos), including one for a loss of 7 yards, vs. Washington (10/13) ... Led the team with 10 tackles vs. Buffalo (10/27) ... Forced his first career fumble when he stripped Colts WR Sean Dawkins of the ball vs. Indianapolis (11/24) for one of five tackles ... Reported a team-high six solo stops and intercepted his first career pass at San Diego (12/1) ... The interception came off a deflected pass from defensive end Ferric Collons ... Dropped Adrian Murrell for a 3-yard loss vs. the Jets (12/8) ... Posted 11 stops (9 solos), including three for losses, at Dallas (12/15) ... His nine solo stops tied a career-high ... Concluded the regular season with nine solos tackles at the Giants (12/21) ... Helped the Patriots dominate both the Steelers and the Jaguars in the playoffs, allowing just nine points combined, en route to the Super Bowl ... Totaled eight tackles vs. Pittsburgh (1/5/97), including his first career postseason sack on Kordell Stewart ... Added a game-high 11 stops in the AFC Championship Game victory over Jacksonville (1/12/97), limiting Natrone Means to just 43 yards rushing in the game ... Spearheaded an inspired defensive unit which did not allow a touchdown in either of their two home playoff games ... Made 10 stops, including nine solo hits in Super Bowl XXXI vs. Green Bay (1/26/97).

1995 (12/12): Started every game he played in and earned all-rookie team honors from *Pro Football Weekly, College and Pro Football Newsweekly* and the *Football News* ... Opened the season as the Patriots' starting right inside linebacker, opposite Vincent Brown, but missed four games early in the season due to a knee sprain ... Finished seventh on the team with 69 tackles (41 solo), despite missing those four games ... Added two special teams tackles ... Credited with two passes defensed and two fumble recoveries ... Opened the season with six tackles (three solo) and recorded his first career sack when he combined with Reggie White on a sack of Vinny Testaverde in a 17-14 come-from-behind victory over Cleveland (9/3) ... Picked up four more tackles the following week vs. Miami (9/10) before a knee sprain sidelined him for the next four games ... Listed among the Patriots' inactives from Sept. 17 through Oct. 15 while he rehabilitated the knee ... Returned to the starting lineup and registered four stops vs. Buffalo (10/8) ... Averaged nine tackles per game during the next four-game stretch, including 10 tackles vs. Carolina (10/29) and a season-high 13 stops vs. Indianapolis (11/19) ... He was credited with his first career pass defensed when he knocked down a Kerry Collins pass vs. Carolina ... Registered four tackles and recorded his first and second NFL fumble recovery in a 31-28 victory over the New York Jets (12/10).

College: Johnson was a four-year letterman at Colorado (1991-94), where he finished second in school history (to Barry Remington's 493 stops) with 471 total tackles ... Earned All-American first-team honors and was a consensus All-Big Eight Conference first-team selection as a senior. **1994:** He led the team with 147 tackles (92 solos), including four sacks for minus 15 yards and six tackles for losses of 9 yards ... His 147 tackles was a career high and ranks sixth on Colorado's all-time list ... Recorded nine tackles or more in each of his 12 games ... Tied his career-high total with 20 tackles (13 solos), a sack and a pair of third-down stops vs. Nebraska (10/29/94) ... Closed out his collegiate career with 18 tackles (eight solos), a four-yard sack, a seven-yard interception return and a deflected pass in a 41-24 victory over Notre Dame in the Fiesta Bowl. **1993:** He led the team with 131 tackles (83 solos), including three sacks and five tackles for losses to earn AP all-conference honors. **1992:** Started nine of 11 games at inside linebacker as a sophomore and recorded 78 tackles (41 solos), including a sack and two tackles for losses. **1991:** Started the final six games as a freshman and recorded 53 tackles (37 solos).

Personal: Ted Curtis Johnson was born the son of Ted and Patrice Johnson on Dec. 4, 1972 in Alameda, Calif. ... He earned All-CIF, All-North County, All-Avocado League and Prep Football Report All-West selection as an inside linebacker at Carlsbad (Calif.) High ... Recorded 130 tackles, 12 sacks, seven forced fumbles and two interceptions as a senior ... Played tight end on offense ... Earned All-League honorable mention in his junior campaign after recording 82 tackles with seven sacks ... Lettered twice in basketball and baseball during his freshman and sophomore years ... Majored in communications at Colorado ... His hobbies include skiing, scuba diving and golf ... Ted is single.

TED JOHNSON'S NFL STATISTICS

Regular Season Defensive Statistics

Year	Team	G/S	TT	UT	A	S-Yds	I-Yds	PD	FF	FR	SpT
1995	Patriots	12/12	69	41	28	0.5-2	0-0	2	0	2	2
1996	Patriots	16/16	115	87	28	0-0	1-0	4	1	1	0
1997	Patriots	16/16	127	95	32	4.0-30	0-0	1	1	0	0
Totals-3 years		**44/44**	**311**	**223**	**88**	**4.5-32**	**1-0**	**7**	**2**	**3**	**2**

Postseason Defensive Statistics

Year	Team	G/S	TT	UT	A	S-Yds	I-Yds	PD	FF	FR	SpT
1996	Patriots	3/3	29	22	7	1-5	0-0	0	0	0	0
1997	Patriots	2/2	15	11	4	1-7	0-0	0	0	0	0
Totals-2 years		**5/5**	**44**	**33**	**11**	**2-12**	**0-0**	**0**	**0**	**0**	**0**

Single-Game Career Highs
Regular Season
Total Tackles — 14 vs. Washington (10/13/96)
Solo Tackles — 13 vs. Miami (11/23/97)
Assists — 7 (twice) Most recent vs. Indianapolis (11/30/97)
Sacks — 2 vs. New York Jets (9/14/97)
Fumbles Recovered — 2 vs. New York Jets (12/10/95)

Postseason
Total Tackles — 11 vs. Jacksonville (1/12/97)
Solo Tackles — 9 vs. Green Bay (1/26/97)
Assists — 3 (three times) Most recent vs. Miami (12/28/97)
Sacks —1 (twice) Most recent vs. Miami (12/28/97)

TED JOHNSON'S 1995 GAME-BY-GAME DEFENSIVE STATISTICS

Date	Opponent	G/S	TT	UT	A	S	Yds	Int	Yds	PD	FF	FR	W/L	Score
090/3	Cleveland	S	6	3	3	0.5	2	0	0	0	0	0	W	17-14
09/10	Miami	S	4	3	1	0	0	0	0	0	0	0	L	3-20
09/17	at San Francisco					Inactive							L	3-28
10/01	at Atlanta					Inactive							L	17-30
10/08	Denver					Inactive							L	3-37
10/15	at Kansas City					Inactive							L	26-31
10/23	Buffalo	S	4	3	1	0	0	0	0	0	0	0	W	27-14
10/29	Carolina	S	10	4	6	0	0	0	0	1	0	0(OT)	L	17-20
11/05	at N.Y. Jets	S	4	4	0	0	0	0	0	0	0	0	W	20-7
11/12	at Miami	S	9	8	1	0	0	0	0	0	0	0	W	34-17
11/19	Indianapolis	S	13	6	7	0	0	0	0	0	0	0	L	10-24
11/26	at Buffalo	S	6	2	4	0	0	0	0	0	0	0	W	35-25
12/03	New Orleans	S	2	1	1	0	0	0	0	0	0	0	L	17-31
12/10	N.Y. Jets	S	4	3	1	0	0	0	0	0	0	2	W	31-28
12/16	at Pittsburgh	S	3	2	1	0	0	0	0	0	0	0	L	27-41
12/23	at Indianapolis	S	4	2	2	0	0	0	0	0	0	0	L	7-10
1995	**Season Totals**	**12/12**	**69**	**41**	**28**	**0.5**	**2**	**0**	**0**	**1**	**0**	**2**	**6-10**	

TED JOHNSON'S 1996 GAME-BY-GAME DEFENSIVE STATISTICS

Date	Opponent	G/S	TT	UT	A	S	Yds	Int	Yds	PD	FF	FR	W/L	Score
09/01	at Miami	S	6	6	0	0	0	0	0	0	0	0	L	10-24
09/08	at Buffalo	S	7	4	3	0	0	0	0	0	0	0	L	10-17
09/15	Arizona	S	5	3	2	0	0	0	0	0	0	0	W	31-0
09/22	Jacksonville	S	4	3	1	0	0	0	0	1	0	0	W	28-25
10/06	at Baltimore	S	5	5	0	0	0	0	0	0	0	0	W	46-38
10/13	Washington	S	14	9	5	0	0	0	0	0	0	0	L	22-27
10/20	at Indianapolis	S	4	3	1	0	0	0	0	0	0	0	W	27-9
10/27	Buffalo	S	10	8	2	0	0	0	0	0	0	0	W	28-25
11/03	Miami	S	9	3	6	0	0	0	0	0	0	1	W	42-23
11/10	at New York Jets	S	9	7	2	0	0	0	0	0	0	0	W	31-27
11/17	Denver	S	8	7	1	0	0	0	0	0	0	0	L	8-34
11/24	Indiana napolis	S	5	2	3	0	0	0	0	0	1	0	W	27-13
12/01	at San Diego	S	6	6	0	0	0	1	0	1	0	0	W	45-7
12/8	New York Jets	S	3	3	0	0	0	0	0	1	0	0	W	34-10
12/15	at Dallas	S	11	9	2	0	0	0	0	0	0	0	L	6-12
12/21	at New York Giants	S	9	9	0	0	0	0	0	1	0	0	W	23-22
1996	**Season Totals**	**115**	**87**	**28**	**0**	**0**	**1**	**0**	**4**	**1**	**1**	**0**	**11-5**	
01/05	Pittsburgh	S	8	5	3	1	5	0	0	0	0	0	W	28-3
01/12	Jacksonville	S	11	8	3	0	0	0	0	0	0	0	W	20-6
01/26	Green Bay	S	10	9	1	0	0	0	0	0	0	0	L	21-35
1996	**Postseason**	**3/3**	**29**	**22**	**7**	**1**	**5**	**0**	**0**	**0**	**0**	**0**	**2-1**	

TED JOHNSON'S 1997 GAME-BY-GAME DEFENSIVE STATISTICS

Date	Opponent	P/S	TT	UT	A	S	Yds	Int	Yds	PD	FF	FR	W/L	Score
08/31	San Diego	S	4	4	0	-	-	-	-	-	-	-	W	41-7
09/07	at Indianapolis	S	7	6	1	-	-	-	-	-	-	-	W	31-6
09/14	New York Jets	S	6	4	2	2	15	-	-	-	1		-(OT) W	27-24
09/21	Chicago	S	9	7	2	-	-	-	-	-	-	-	W	31-3
10/06	at Denver	S	4	2	2	-	-	-	-	-	-	-	L	13-34
10/12	Buffalo	S	9	8	1	-	-	-	-	-	-	-	W	33-6
10/19	at New York Jets	S	6	5	1	-	-	-	-	-	-	-	L	19-24
10/27	Green Bay	S	6	4	2	-	-	-	-	-	-	-	L	10-28
11/02	at Minnesota	S	9	7	2	-	-	-	-	-	-	-	L	18-23
11/09	at Buffalo	S	3	3	0	-	-	-	-	-	-	-	W	31-10
11/16	at Tampa Bay	S	13	11	2	-	-	-	-	-	-	-	L	7-27
11/23	Miami	S	13	10	3	-	-	-	-	-	-	-	W	27-24
11/30	Indianapolis	S	11	4	7	-	-	-	-	1	-	-	W	20-17
12/07	at Jacksonville	S	9	5	4	1	5	-	-	-	-	-	W	26-20
12/13	Pittsburgh	S	11	8	3	-	-	-	-	-	-		-(OT) L	21-24
12/22	at Miami	S	7	7	0	1	10	-	-	-	-	-	W	14-12
1997	**Season Totals**	**16/16**	**127**	**95**	**32**	**4**	**30**	**0**	**0**	**1**	**1**	**0**	**10-6**	
12/28	Miami	S	9	6	3	1	7	-	-	-	-	-	W	17-3
01/03	at Pittsburgh	S	6	5	1	-	-	-	-	-	-	-	L	6-7
1997	**Postseason**	**2/2**	**15**	**11**	**4**	**1**	**7**	**0**	**0**	**0**	**0**	**0**	**1-1**	

96 MIKE JONES DE



career GP/GS

	Season	Playoffs
1991*	16/1	—
1992*	15/15	—
1993*	16/3	—
1994	16/16	1/1
1995	13/3	—
1996	16/12	3/0
1997	16/7	2/0
Totals	**108/57**	**6/1**

* seasons with Cardinals

out takes

★Mike played quarterback, tight end and linebacker at C.A. Johnson High School in Columbia, S.C. His prep coach was his father, Dave.

★While in college at N.C. State, Mike met and had lunch with one of his childhood idols- Rosie Grier.

★Mike founded and sponsors the Mike Jones All-Star Football Camp in Columbia, SC.

★He lists the Boys & Girls Clubs of Massachusetts and South Carolina as his favorite charities.

★Mike enjoys fishing and water sports. He also participates in a number of charity softball games during the off-season.

Career Transactions

Mike Jones signed with the New England Patriots as a veteran free agent on June 7, 1994 ... He was originally drafted by the Phoenix Cardinals in the second round of the 1991 NFL draft (32nd player selected) ... Signed with the Cardinals (7/15/91) ... Granted free agency (2/17/94) ... Signed with the Patriots (6/7/94) ... Granted unconditional free agency Feb. 14, 1997 and re-signed with the Patriots (3/10/97).

Career Highlights (GP/GS: 108/57; 6/1)

- In the 1997 season opener vs. San Diego (8/31), Jones made three tackles, including a pair of sacks in a 41-7 victory—the first two-sack performance of his career
- Blocked a John Hall field goal attempt at the end of regulation vs. the Jets (9/14/97) to send the game into overtime. The Patriots prevailed in OT, 27-24.
- Jones has started 38 of 61 games since joining the Patriots as a free agent in 1994. He has totaled 134 tackles and 15 sacks as a Patriot, playing defensive end, defensive tackle and nose tackle during his tenure. Combined for a sack in the Patriots divisional playoff victory over Pittsburgh (1/5/97).
- Started every game for the Patriots in 1994 and registered career-high totals in tackles (45) and sacks (6). His six sacks were second only to Chris Slade, who led the team with 9.5.

HEIGHT: 6-4	**WEIGHT:** 280
YEAR: 8TH	**YRS/PAT:** 5TH
ACQUIRED: FA '94	
SCHOOL: N.C. STATE	
MAJOR: BUSINESS	
BORN: AUG. 25, 1969 COLUMBIA, SC	

Seasonal Reviews

1997 (16/7, 2/0): Jones started seven games for the Patriots and a was a regular in the rotation of defensive linemen used throughout the season ... He started two games at right defensive end for Willie McGinest and four games at left defensive end in place of Ferric Collons ...Showing his versatility, he also started at left defensive tackle in place of Mark

Wheeler vs. Pittsburgh (12/13) late in the season … Finished the year with 30 total tackles, including four sacks and a fumble recovery … He did not start the season opener, but was a regular among the defensive line rotation and made three tackles, including a pair of sacks in a 41-7 victory over San Diego (8/31) — the first two-sack performance of his career … Blocked a John Hall field goal attempt at the end of regulation vs. the Jets (9/14/97) to send the game into overtime … The Patriots prevailed in OT, 27-24 … Started at right defensive end the following week vs. Chicago (9/21), replacing McGinest, who was sidelined with an injury … Started again at Denver (10/6) and registered four defensive tackles … Moved to left defensive end for the next four games after Collons suffered a season-ending shoulder injury … Posted six tackles during that span … He returned to his role in the defensive line rotation at Buffalo (11/9) … He was credited with 6-yard sacks vs. Miami (11/23) and Indianapolis (11/30) … He stepped in for Wheeler at left defensive tackle in the 16th week of the season vs. Pittsburgh (12/13) and turned in a season-high five tackles … Combined for four tackles in the postseason, with three in the divisional playoff game at Pittsburgh (1/3/98).

SINGLE-GAME CAREER HIGHS

Regular Season

Tackles—6 (4 times)
Most recent vs. Denver (11/17/96)

Solo Tackles—4 (3 times)
Most recent vs. Washington (10/13/96)

Assists—4 vs. Indianapolis (12/11/94)

Sacks—2 vs. San Diego (8/31/97)

Postseason

Tackles—3 at Pittsburgh (1/3/98)

Solo Tackles—1 (3 times)
Most recent at Pittsburgh (1/3/98)

Assists—2 (twice)
Most recent at Pittsburgh (1/3/98)

Sacks—0.5 vs. Pittsburgh (1/5/97)

1995 (13/3): Played in a reserve role in 10 of the first 13 games of the season and found himself listed among the Patriots' inactives prior to games vs. Miami (9/10), at San Francisco (9/17) and at Atlanta (10/1) ... Finished the season ranked 13th in tackles with 23 (17 solo) and fifth in sacks with three ... Added two passes defensed and a forced fumble ... Recorded a season-high with four tackles in games vs. Denver (10/8) and vs. N.Y. Jets (12/10) ... Recorded solo sacks at Kansas City (10/15) and twice against the Jets, first at New York (11/5) and then in Foxboro (12/10) ... In his NFL debut at nose tackle, he finished with four tackles (three solo), including his third sack of the season vs. New York (12/10) ... Started each of the final three games at nose tackle and totaled 10 tackles and a sack in those games.

1994 (16/16, 1/1): Started every game at right defensive end and finished the year with 45 total tackles (26 solos), six quarterback sacks, two passes defensed and a fumble recovery, each of which either tied or set career highs for the four-year veteran ... His six sacks ranked second on the team, trailing only the 9.5 sacks turned in by teammate Chris Slade ... His 45 tackles ranked ninth on the team ... Played defensive end in 3-4 alignment and moved inside to defensive tackle when the Patriots used a four-man front in passing situations ... Dropped David Klingler for a seven-yard loss for his first sack of the year (9/18) ... Assisted in sacks vs. Green Bay (10/2), at New York Jets (10/16) and vs. San Diego ... Recorded a season-high six tackles vs. Miami (10/30) ... Equaled that total vs. Indianapolis (12/11) with six tackles and 1.5 sacks in the game ... It was his first career multiple sack game ... Collected his sixth sack of the season the following week at Buffalo when he dropped Frank Reich for an 11-yard loss ... Closed out the season with one unassisted tackle in the Patriots' playoff game at Cleveland (1/1/95).

1993 (16/3-Phoenix): Started three games at defensive end for the Cardinals ... Finished the season ranked fourth on the team with three sacks, despite limited playing time

1996 (16/12, 3/0): Played in every game, including each of the Patriots' playoff games ... Started the first 12 games of the season, seven at left defensive end, three at right defensive end, once at left defensive tackle and once at right defensive tackle ... Served as a reserve in each of the last seven games of the season, including each of the playoff games ... Opened the season with four solo tackles at Miami (9/1) ... Registered five stops, including four solo tackles vs. Washington (10/13) ... Credited with three tackles, including a sack for 5 yards at Indianapolis (10/20) ... Recorded a season-high six tackles vs. Denver (11/17) ... Posted a pair of tackles in the season finale, including his second sack of the season, at the Giants (12/21) ... Combined for a sack in the divisional playoff game vs. Pittsburgh (1/5/97).

and only 24 total tackles on the season ... Credited with eight quarterback hurries and two passes batted away at the line of scrimmage ... He forced one fumble.

1992 (15/15-Phoenix): Started 11 games at right defensive end and four at left defensive end ... Totaled 37 tackles, including 26 solo stops ... Opened the season with a pair of tackles and a sack in each of the first two games - at Tampa Bay (9/6) and vs. Philadelphia (10/11) ... Recorded a season-high of six tackles at Atlanta (11/15) ... Collected five tackles and a sack at the N.Y. Giants (10/11) ... Repeated that performance two weeks later at Philadelphia (10/25) ... Played nearly every down of the Washington (11/29) and San Diego (12/5) contests, despite having a sore knee that required draining before each game ... Finished the season listed among the Cardinals inactives (knee) vs. Tampa Bay (12/27).

1991 (16/1-Phoenix): Played in every game during his rookie campaign and had one starting assignment ... He made his starting debut at nose guard in Denver (12/15) ... Despite playing out of position, he finished his first game with seven tackles, including a batted pass that a teammate snared for an interception, which set up a third quarter field goal ... Registered two tackles and a quarterback hurry in the season finale vs. New Orleans (12/22).

College: A four-year letterman at North Carolina State (1987-90) ... Totaled 152 tackles, 21 quarterback sacks, 43 quarterback pressures and 28 tackles for loss during his collegiate career ... Led the Wolfpack with 10 tackles and 20 pressures as an All-Atlantic Coast Conference selections as a senior.

Personal: Michael David Jones was born the son of David and Annie Jones on Aug. 25, 1969 in Columbia, S.C. ... He is the oldest of three children ... His father, Dave, was his high school coach at C.A. Johnson High in Columbia, S.C. ... Amassed 160 tackles and four interceptions at linebacker and registered 42 pass receptions for 460 yards (10.9-yard average) as an All-South Carolina tight end ... Also lettered in track and field, where he won the district title in the shot put ... Majored in economics and business at N.C. State ... Mike was a fan of the L.A. Lakers and the Miami Dolphins when he was growing up ... Mike and his wife, Javonda, celebrated the birth of their first child, Courtney Michaela Ann Jones on Jan. 4, 1998 ... They are expecting their second child in January.

MIKE JONES' NFL STATISTICS

Regular Season Defensive Statistics

Year	Team	G/S	TT	UT	A	S-Yds	I-Yds	PD	FF	FR
1991	Cardinals	16/1	21	13	8	0-0	0-0	1	0	0
1992	Cardinals	15/15	37	26	11	6-47	0-0	0	1	0
1993	Cardinals	16/3	24	13	11	3-14	0-0	2	1	0
1994	Patriots	16/16	45	26	19	6-45	0-0	2	0	1
1995	Patriots	13/3	23	17	6	3-16	0-0	2	1	0
1996	Patriots	16/12	36	28	8	2-14	0-0	2	0	1
1997	Patriots	16/7	30	22	8	4-34	0-0	0	0	1
Totals - 7 years		**108/57**	**226**	**145**	**71**	**24-170**	**0-0**	**9**	**3**	**3**

Additional Regular Season Statistics
Blocked Kicks: 1997 (1 FGA)

Postseason Defensive Statistics

Year	Team	G/S	TT	UT	A	S-Yds	I-Yds	PD	FF	FR
1994	Patriots	1/1	1	1	0	0-0	0-0	0	0	0
1996	Patriots	3/0	4	3	1	0.5-3.5	0-0	0	0	0
1997	Patriots	2/0	4	2	2	0-0	0-0	1	0	0
Totals - 3 years		**6/1**	**9**	**6**	**3**	**0.5-3.5**	**0-0**	**1**	**0**	**0**

Due to incomplete data, Jones' 1991-93 regular season game-by-game totals were not listed.

MIKE JONES' 1994 GAME-BY-GAME DEFENSIVE TOTALS

Date	Opponent	P/S	TT	UT	A	S	Yds	Int	Yds	PD	FF	FR	SpT	W/L	Score
09/04	at Miami	S	1	0	1	-	-	-	-	-	-	1	-	L	35-39
09/11	Buffalo	S	4	1	3	-	-	-	-	-	-	-	-	L	35-38
09/18	at Cincinnati	S	2	2	0	1	7	-	-	-	-	-	-	W	31-28
09/25	at Detroit	S	2	2	0	-	-	-	-	-	-	-	-	W	23-17
10/02	Green Bay	S	3	0	3	0.5	5	-	-	-	-	-	-	W	17-16
10/09	L.A. Raiders	S	3	3	0	-	-	-	-	-	-	-	-	L	17-21
10/16	at N.Y. Jets	S	3	2	1	0.5	3	-	-	-	-	-	-	L	17-24
10/30	Miami	S	6	4	2	-	-	-	-	-	-	-	-	L	3-23
11/06	at Cleveland	S	2	1	1	1	4	-	-	-	-	-	-	L	6-13
11/13	Minnesota	S	1	1	0	-	-	-	-	-	-	-	-	W	26-20 (OT)
11/20	San Diego	S	2	0	2	0.5	6.5	-	-	-	-	-	-	W	23-17
11/27	at Indianapolis	S	3	2	1	-	-	-	-	-	-	-	-	W	12-10
12/04	New York Jets	S	3	3	0	-	-	-	-	1	-	-	-	W	24-13
12/11	Indianapolis	S	6	2	4	1.5	8.5	-	-	1	-	-	-	W	28-13
12/18	at Buffalo	S	3	3	0	1	11	-	-	-	-	-	-	W	41-17
12/24	at Chicago	S	1	0	1	-	-	-	-	-	-	-	-	W	13-3
1994	**Season Totals**	**16/16**	**45**	**26**	**19**	**6**	**45**	**0**	**0**	**2**	**0**	**1**	**0**	**10-6**	
01/01	at Cleveland	S	1	1	0	-	-	-	-	-	-	-	-	L	13-20

MIKE JONES' 1995 GAME-BY-GAME DEFENSIVE TOTALS

Date	Opponent	P/S	TT	UT	A	S	Yds	Int	Yds	PD	FF	FR	SpT	W/L	Score
09/03	Cleveland	p	0	0	0	-	-	-	-	-	-	-	-	W	17-14
09/10	Miami		inactive											L	3-20
09/17	at S.F.		inactive											L	3-28
10/01	at Atlanta		inactive											L	17-30
10/08	Denver	p	4	2	2	-	-	-	-	-	-	-	-	L	3-37
10/15	at K.C.	p	1	1	0	1	5	-	-	-	-	-	-	L	26-31
10/23	Buffalo	p	1	1	0	-	-	-	-	-	-	-	-	W	27-14
10/29	Carolina	p	3	2	1	-	-	-	-	-	-	-	-	L	17-20 (OT)
11/05	at N.Y. Jets	p	2	2	0	1	4	-	-	-	-	-	-	W	20-7
11/12	at Miami	p	1	1	0	-	-	-	-	1	-	-	-	W	34-17
11/19	Indianapolis	p	1	1	0	-	-	-	-	-	-	-	-	L	10-24
11/26	at Buffalo	p	0	0	0	-	-	-	-	-	-	-	-	W	35-25
12/03	New Orleans	p	0	0	0	-	-	-	-	-	-	-	-	L	17-31
12/10	N.Y. Jets	S	4	3	1	1	7	-	-	-	-	-	-	W	31-28
12/16	at Pittsburgh	S	3	2	1	-	-	-	-	1	-	-	-	L	27-41
12/23	at Indianapolis	S	3	2	1	-	-	-	-	-	1	-	-	L	7-10
1995	**Season Totals**	**13/3**	**23**	**17**	**6**	**3**	**16**	**0**	**0**	**2**	**1**	**0**	**0**	**6-10**	

MIKE JONES' 1996 GAME-BY-GAME DEFENSIVE TOTALS

Date	Opponent	P/S	TT	UT	A	S	Yds	Int	Yds	PD	FF	FR	SpT	W/L	Score
09/01	atMiami	S	4	4	-	-	-	-	-	-	-	-	-	L	10-24
09/08	at Buffalo	S	3	2	1	-	-	-	-	-	-	-	-	L	10-17
09/15	Arizona	S	2	2	-	-	-	-	-	1	-	1	-	W	31-0
09/22	Jacksonville	S	-	-	-	-	-	-	-	-	-	-	-	W	28-25
10/06	at Baltimore	S	1	1	-	-	-	-	-	-	-	-	-	W	46-38
10/13	Washington	S	5	4	1	-	-	-	-	-	-	-	-	L	22-27
10/20	at Indi	S	3	2	1	1	5	-	-	-	-	-	-	W	27-
10/27	Buffalo	S	1	-	1	-	-	-	-	-	-	-	-	W	28-25
11/03	Miami	S	2	2	-	-	-	-	-	-	-	-	-	W	42-23
11/10	at N.Y. Jets	S	3	3	-	-	-	-	-	-	-	-		W	31-27
11/17	Denver	S	6	3	3	-	-	-	-	-	-	-	-	L	8-34
11/24	Indianapolis	S	2	2	-	-	-	-	-	-	-	-	-	W	27-13
12/01	at San Diego	p	1	1	-	-	-	-	-	1	-	-	-	W	45-7
12/08	N.Y. Jets	p	-	-	-	-	-	-	-	-	-	-	-	W	24-10
12/15	at Dallas	p	1	1	-	-	-	-	-	-	-	-	-	L	6-12
12/21	at N.Y. Giants	p	2	1	1	1	9	-	-	-	-	-		W	23-22
1996	**Season Totals**	**16/12**	**36**	**28**	**8**	**2**	**14**	**0**	**0**	**2**	**0**	**1**	**0**	**11-5**	
01/05	Pittsburgh	p	2	1	1	0.5	3.5	-	-	-	-	-	-	W	28-3
01/12	Jacksonville	p	0	0	0	-	-	-	-	-	-	-	-	W	20-6
01/26	Green Bay	p	2	2	0	-	-	-	-	-	-	-	-	L	21-35
1996	**Postseason Totals**	**3/0**	**4**	**3**	**1**	**0.5**	**3.5**	**0**	**0**	**0**	**0**	**0**	**0**	**2-1**	

MIKE JONES' 1997 GAME-BY-GAME DEFENSIVE TOTALS

Date	Opponent	P/S	TT	UT	A	S	Yds	Int	Yds	PD	FF	FR	SpT	W/L	Score
08/31	San Diego	p	3	3	0	2	22	-	-	-	-	-	-	W	41-7
09/07	at Indianapolis	p	0	0	0	-	-	-	-	-	-	-	-	W	31-6
09/14	New York Jets	p	0	0	0	-	-	-	-	-	-	1	-	W	27-24 (OT)
09/21	Chicago	S	3	2	1	-	-	-	-	-	-	-	-	W	31-3
10/06	at Denver	S	4	3	1	-	-	-	-	-	-	-	-	L	13-34
10/12	Buffalo	S	2	1	1	-	-	-	-	-	-	-	-	W	33-6
10/19	at N.Y. Jets	S	3	2	1	-	-	-	-	-	-	-	-	L	19-24
10/27	Green Bay	S	1	1	0	-	-	-	-	-	-	-	-	L	10-28
11/02	at Minnesota	S	0	0	0	-	-	-	-	-	-	-	-	L	18-23
11/09	at Buffalo	p	2	2	0	-	-	-	-	-	-	-	-	W	31-10
11/16	at Tampa Bay	p	0	0	0	-	-	-	-	-	-	-	-	L	7-27
11/23	Miami	p	2	1	1	1	6	-	-	-	-	-	-	W	27-24
11/30	Indianapolis	p	2	2	0	1	6	-	-	-	-	-	-	W	20-17
12/07	at Jacksonville	p	2	2	0	-	-	-	-	-	-	-	-	W	26-20
12/13	Pittsburgh	S	5	2	3	-	-	-	-	-	-	-	-	L	21-24 (OT)
12/22	at Miami	p	1	1	0	-	-	-	-	-	-	-	-	W	14-12
1997	**Season Totals**	**16/7**	**30**	**22**	**8**	**4**	**34**	**0**	**0**	**0**	**0**	**1**	**0**	**10-6**	
12/28	Miami	p	1	1	0	-	-	-	-	-	-	-	-	W	17-3
01/03	atPittsburgh	p	3	1	2	-	-	-	-	1	-	-	-	L	6-7
1997	**Postseason Totals**	**2/0**	**4**	**2**	**2**	**0**	**0**	**0**	**0**	**1**	**0**	**0**	**0**	**1-1**	

68 MAX LANE G

career GP/GS

	Season	Playoffs
1994	14/0	1/0
1995	16/16	—
1996	16/16	3/3
1997	16/16	2/2
Totals	62/48	6/5

out takes

- ★ For the success of the 1994 season, Drew Bledsoe awarded each of his offensive lineman with a free round-trip ticket for travel anywhere in the world. Max used his to travel to Australia.
- ★ Max hails from Norborne, Mo., a town of only 850 people.
- ★ Max lists "Deliverance" among his favorite movies.

Career Transactions:

Max Lane was drafted by the Patriots with their second of two picks in the sixth round (168th player selected) of the 1994 NFL Draft … The selection was acquired from Seattle as compensation for the trade of RB Jon Vaughn (8/26/93) … Signed by the Patriots (6/1/94) … Became a restricted free agent Feb. 14, 1997 and re-signed with the Patriots (6/20/97) … Re-signed with Patriots (1/16/98).

Career Highlights (GP/GS: 62/48; 6/5)

- Lane made the most of his opportunity when he found himself thrust into the starting lineup for the 1995 season opener after Pat Harlow was sidelined during the preseason with a stress fracture. Lane responded to the call and never relinquished his starting role, starting 48 consecutive regular season games and five playoff games.
- In 1997, Lane was moved from right tackle to left guard and started every game.
- In 1995, Lane's first season as a starter, he helped generate 1,866 rushing yards, including an individual franchise record of 1,487 yards and 14 touchdowns by Curtis Martin.
- Lane was involved in one of the most unusual plays of the 1995 season at Kansas City (10/15) when he snared a Troy Brown fumble mid-air and rumbled 30 yards downfield to set up a touchdown.

HEIGHT: 6-6 | **WEIGHT:** 305
YEAR: 5TH | **YRS/PAT:** 5TH
ACQ: D6B (168TH) '94
SCHOOL: NAVY
MAJOR: GENERAL SCIENCES
BORN: FEB. 22, 1971
NORBORNE, MO.

Seasonal Reviews

1997 (16/16, 2/2): Started every game for the Patriots for the third consecutive season … Moved from right tackle to left guard after the Patriots signed Zefross Moss as a free agent during the offseason … Started 15 games at left guard … Returned to right tackle for one game, replacing an injured Moss (back spasms) … Inserted at right tackle during the game at Minnesota (11/2)

when Moss was forced to the sidelines with an injury … Started at right tackle the following week at Buffalo (11/9) … Recovered a fumble during the game … Returned to left guard at Tampa Bay (11/16), where he started the final eight games, including both playoff games … As a unit, the offensive line allowed just 30 sacks, or one for every 18.7 pass plays — which ranked fourth in the league.

1996 (16/16, 3/3): Started every game for the Patriots at right offensive tackle, including each of the Patriots' playoff games … Anchored the right side of an offensive line which only allowed 30 sacks all season and just one sack for every 21.9 pass plays (sixth in the NFL) … Provided blocks for Curtis Martin, who eclipsed the 1,000-yard plateau for the second consecutive season … Enabled Martin to rush for over 100 yards in games vs. Washington (10/13) and vs. Indianapolis (11/24) … Recovered three offensive fumbles and registered three tackles on returns of Patriots turnovers.

1995 (16/16): Started every game for the Patriots at right offensive tackle in just his second NFL season … Helped power a running game which amassed 1,866 yards … Helped Martin to a franchise record-setting season with 1,487 yards rushing and 14 touchdowns … He was involved in one of the most unusual plays of the 1995 season at Kansas City (10/15) when he snared a Troy Brown fumble mid-air and rumbled 30 yards downfield to set up a Will Moore touchdown to bring the Patriots to within five points (26-31) in the final minutes of the game … The ball was caught in the air after Brown, who was lying on his back, attempted to kick the ball back to himself … The final result looked like a "hook and ladder" designed play.

1994 (14/0, 1/0): Played in 14 games as a rookie … Listed among the Patriots' inactives in the first two games of the season at Miami (9/4) and vs. Buffalo (9/11) … Played extensively on special teams units and was used as a tackle-eligible (tight end) in short-yardage situations throughout the season … Saw action on special teams and on short-yardage plays in the Patriots' playoff game at Cleveland (1/1/95).

College: Lane was a three-year starter at offensive tackle for Navy … Finished his career with 32 consecutive starts … Lined up as a fullback and scored on a four-yard run as the offense exploded for 465 total yards in a 31-3 victory over Colgate … Shifted from left to right offensive tackle in 1992 … Moved into the starting lineup in the second game of the 1991 season at left tackle … Spent the majority of the 1990 season on Navy's junior varsity squad.

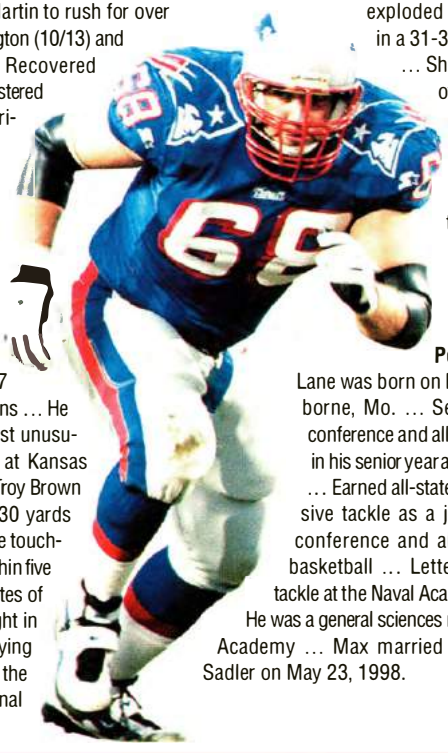

Personal: Max Aaron Lane was born on Feb. 22, 1971 in Norborne, Mo. … Selected all-state, all-conference and all-district as a tight end in his senior year at Norborne (Mo.) High … Earned all-state recognition at offensive tackle as a junior … Added all-conference and all-district honors in basketball … Lettered as an offensive tackle at the Naval Academy Prep School … He was a general sciences major at the U.S. Naval Academy … Max married the former Melanie Sadler on May 23, 1998.

MAX LANE'S NFL STATISTICS

Misc. Tackles — 1995 (2), 1996 (3)
Fumbles Recovered — 1995 (1 - returned 30 yards), 1996 (3), 1997 (1)

24 TY LAW CB

career GP/GS

	Season	Playoffs
1995	14/7	—
1996	13/12	3/3
1997	16/16	2/2
Totals	43/35	5/5

out takes

- ★ Ty has dedicated time and resources to the HeadStart Program in Beaver County, PA.
- ★ Ty's childhood idol was his cousin, former University of Pittsburgh and Dallas Cowboy star Tony Dorsett. He grew up as teammates with Anthony Dorsett (Tennessee Oilers).
- ★ Ty played high school ball with Sean Gilbert (Carolina).
- ★ Ty played tailback, cornerback, safety, wide receiver and returned kicks to help lead Aliquippa to the Class AA state title as a senior.
- ★ Ty would like to open a Youth Center in Aliquippa after his playing career.

Career Transactions

Ty Law was drafted by the Patriots in the first round (23rd overall) of the 1995 NFL draft ... Signed by the Patriots (7/20/95).

Career Highlights (GP/GS: 43/35; 5/5)

- His 77 tackles (69 solo) set a career-high for the third-year corner. He has intercepted three passes in each of his first three seasons. Had three interceptions in 1997. He returned one 40 yards and another 30 yards.
- Returned an interception 38 yards for a touchdown against the Jets (12/8/96). It was the first career touchdown and earned him his first Miller Lite Player of the Game honors.
- Repeated as Miller Lite Player of the Game the following week at Dallas (12/15/96) when he posted seven solo hits and intercepted a pair of Troy Aikman passes in a 12-6 loss. He prevented two touchdowns in that game, by deflecting a pass out of the arms of Michael Irvin in the end zone and intercepting a pass in the end zone. Recorded a career-high 12 tackles, including 10 solos and batted down two passes at Indianapolis (10/20).
- Made his NFL starting debut as a nickel back to defend against Atlanta's "Red Gun" offense (10/1/95) and was credited with four defensive stops.
- Closed out his rookie campaign with a season-high eight solo stops, including his first career sack at Indianapolis (12/23/95) when he hit Jim Harbaugh on a corner blitz late in the first quarter.

HEIGHT: 5-11	**WEIGHT:** 200
YEAR: 4TH	**YRS/PAT:** 4TH
ACQUIRED: D1 (23RD) '95	
SCHOOL: MICHIGAN	
MAJOR: SPORTS MANAGEMENT, COMMUNICATIONS	
BORN: FEB. 10, 1974 ALIQUIPPA, PA.	

Seasonal Reviews

1997 (16/16, 2/2): Law started every game at left cornerback for the Patriots, including both playoff games, and totaled 77

tackles (69 solos) - seventh on the team ... His 77 tackles and 69 solo stops represented career highs for the third-year corner ... Intercepted three passes, which he returned for 70 yards, knocked down 11 passes and recovered one fumble ... Led the team with nine tackles, including eight solo stops, at Indianapolis (9/7) ... Recovered his first career fumble vs. the Jets (9/14) and was credited with four solo stops ... Made seven tackles and intercepted his first pass of the season vs. Chicago (9/21) - the seventh of his career ... He returned the interception 30 yards ... Batted down three passes and totaled three tackles at Denver (10/6) ... Intercepted his second pass of the season vs. Buffalo (10/12) and returned it 40 yards - a career-long ... Posted five tackles in each of the next three games, including five solo stops after being named the defensive captain vs. Green Bay (10/27) ... Shared in a sack with Todd Collins at Minnesota (11/2), his only sack of the year ... Intercepted his third and final pass of the season at Buffalo (11/9), ninth of his career ... Made seven solo tackles vs. Indianapolis (11/30), followed with nine solo stops at Jacksonville (12/7) and eight tackles vs. Pittsburgh (12/13) ... Added six tackles during the postseason, including four solo stops and a pass defensed at Pittsburgh (1/3/98).

1996 (13/12, 3/3): Started the first nine games of the season at left cornerback ... Missed three games; at New York (11/10), vs. Denver (11/17) and vs. Indianapolis (11/24) due to a knee sprain ... Returned to the starting lineup at left corner for the final six games, including the three playoff games ... Compiled a career-high and ranked seventh on the team with 62 tackles, despite missing four starts due to a knee injury ... Finished second on the team with three interceptions and 10 passes defensed ... His 56 solo tackles ranked third behind Ted Johnson (87) and Willie Clay (73) ... Finished ninth on the team with 10 defensive tackles in the postseason ... Made five solo stops in the season opener at Miami (9/1) ... Totaled six hits and deflected a pass the following week at Buffalo (9/8) ... Finished second on the team with seven solo stops vs. Washington (10/13) ... Recorded a career-high with 12 tackles, including 10 solos and batted down two passes at Indianapolis (10/20) ... Sprained his knee vs. Miami (11/3) and was sidelined for the next three games ... Returned to action as a reserve at San Diego (12/1) and made one defensive stop ... Returned to the starting lineup at left corner vs. the Jets (12/8) and grabbed his first interception of the season, which he returned 38 yards for a touchdown ... It was the first touchdown of his professional career and earned him his first Miller Lite Player of the Game honors ... Repeated as Miller Lite Player of the Game the following week at Dallas (12/15) when he posted seven solo hits and intercepted a pair of Troy Aikman passes in a 12-6 loss ... Prevented two touchdowns in the game by deflecting a pass out of the arms of Michael Irvin and intercepting another pass in the end zone ... Closed out the regular season with seven solo stops at the Giants (12/21) ... Provided 10 tackles in three postseason games, including three hits in Super Bowl XXXI vs. Green Bay (1/26/97).

1995 (14/7): Started seven of 14 games as a rookie, missing just two games vs. Buffalo (10/23) and Carolina (10/30) due to a hip flexor injury ... He finished the year ranked 10th in total tackles with 47 (40 solo), including his first career sack ... He was credited with nine passes defensed, including three interceptions for 47 yards ... He saw action on special teams early in the season and contributed one solo tackle for the Patriots' coverage units ... Played in each of the first three games, seeing action in nickel and dime pass coverages ... Recorded five solo tackles at San Francisco (9/17) ... Made his NFL starting debut as a nickel back to defend against Atlanta's "Red Gun" offense (10/1) and was credited with four defensive stops ... Replaced Maurice Hurst (calf injury) to make his NFL starting debut at right cornerback at Kansas City (10/15) ... He missed the next two games due to a hip flexor injury and was listed among the Patriots' inactives ... He earned the starting position at right corner late in the season ... Made his first of five consecutive starts in a 35-25 victory at Buffalo (11/26) and recorded his first NFL interception on a Jim Kelly pass ... Picked off his second pass of the season the following week vs. New Orleans (12/3) and returned it 38 yards, the second-longest interception return of the season for the Patriots ... Extended his interception streak to three games the following week and provided eight defensive stops in a 31-28 victory over the New York Jets (12/10) ... Closed out his rookie campaign with a season-high eight solo stops, including his first career sack at Indianapolis (12/23) when he hit Jim Harbaugh on a corner blitz late in the first quarter.

College: Law declared himself eligible for the 1995 NFL draft after lettering three years at Michigan (1992-94) ... He earned first-team All-American honors from Walter Camp as a senior and was a two-time unanimous All-Big Ten Conference selection ... Finished his

collegiate career with 154 total tackles (120 solo) and 17 passes defensed, including six interceptions ... Totaled 58 tackles (45 solos) and batted away eight passes, including two interceptions in his final season at Michigan ... He earned first-team Sophomore All-American honors in 1993 after leading the team with six interceptions and finishing fourth on the team with 57 tackles (47 solos) and a tackle for loss ... His top game was a two interception effort, including one in the end zone and the other at the five-yard line, to kill a pair of touchdown drives in a 28-0 shutout of Ohio State, earning National Player of the Week honors from *The Sporting News* and *Sports Illustrated* and Big Ten Conference Defensive Player of the Week accolades ... Played in every game as a true freshman, starting the team's final six contests at weakside cornerback and finished the year with 49 tackles.

Personal: Tajuan Law was born the son of Raymond and Diane Law on Feb. 10, 1974 in Aliquippa, Pa. ... He attended Aliquippa (Pa.) High and earned All-American first-team honors by Pararde and Tom Lemming's Prep Football Report ... Played tailback, cornerback, safety, wide receiver and return specialist to help lead the team to the Class AA state title as a senior ... Averaged 22.1 yards on 23 receptions, 10.1 yards on 45 rushes, 21.1 yards per punt return, recorded 71 tackles and picked off eight passes as a senior ... He was a two-time team MVP ... Also earned MVP honors in basketball ... Majored in literature at Michigan.

TY LAW'S NFL STATISTICS

Regular Season Defensive Statistics

Year	Team	G/S	TT	UT	A	S-Yds	PD	FF	FR	SpT
1995	Patriots	14/7	47	40	7	1-6	9	0	0	1
1996	Patriots	13/12	62	56	6	0-0	10	0	0	0
1997	Patriots	16/16	77	69	8	0.5-2.5	11	0	1	0
Totals - 3 years		**43/35**	**186**	**165**	**21**	**1.5-8.5**	**30**	**0**	**1**	**1**

Regular Season Interceptions

Year	Team	No	Yds	Avg	Lg	TD
1995	Patriots	3	47	15.7	38	0
1996	Patriots	3	45	15.0	38t	1
1997	Patriots	3	70	23.3	40	0
Totals - 3 years		**9**	**162**	**18.0**	**40**	**1**

Additional Statistics

Fumbles/Lost/Recovered/Out of Bounds - 1997 (1/0/0/1)

Postseason Defensive Statistics

Year	Team	G/S	TT	UT	A	S-Yds	I-Yd	PD	FF	FR	SpT
1996	Patriots	3/3	10	7	3	0-0	0-0	1	0	0	0
1997	Patriots	2/2	6	6	0	0-0	0-0	1	0	0	0
Totals - 2 years		**5/5**	**16**	**13**	**3**	**0-0**	**0-0**	**2**	**0**	**0**	**0**

SINGLE-GAME CAREER HIGHS

Regular Season

Total Tackles - 12 at Indianapolis (10/20/96)
Solo Tackles - 10 at Indianapolis (10/20/96)
Sacks - 1 at Indianapolis (12/23/95)
Interceptions - 2 at Dallas (12/15/96)
Longest Interception Return - 40 yards vs. Buffalo (10/12/97)
Passes Defensed - 3 (three times) Most recent vs. Buffalo (10/12/97)

Postseason

Total Tackles - 4 (twice) Most recent at Pittsburgh (1/3/98)
Solo Tackles - 4 at Pittsburgh (1/3/98)
Sacks — none
Interceptions - none

TY LAW'S 1995 GAME-BY-GAME DEFENSIVE TOTALS

Date	Opponent	P/S	TT	UT	A	S	Yds	Int	Yds	PD	FF	FR	SpT	W/L	Score
09/03	Cleveland	p	2	2	0	-	-	-	-	-	-	-	-	W	17-14
09/10	Miami	p	1	0	1	-	-	-	-	-	-	-	-	L	3-20
09/17	at San Francisco	p	5	5	0	-	-	-	-	-	-	-	-	L	3-28
10/01	at Atlanta	S	4	3	1	-	-	-	-	2	-	-	-	L	17-30
10/08	Denver	p	0	0	0	-	-	-	-	2	-	-	-	L	3-37
10/15	at Kansas City	S	5	5	0	-	-	-	-	1	-	-	1	L	26-31
10/23	Buffalo	inactive												W	27-14
10/29	Carolina	inactive												L	ot 17-20
11/05	at N.Y. Jets	p	0	0	0	-	-	-	-	1	-	-	-	W	20- 7
11/12	at Miami	p	1	1	0	-	-	-	-	-	-	-	-	W	34-17
11/19	Indianapolis	p	0	0	0	-	-	-	-	-	-	-	-	L	10-24
11/26	at Buffalo	S	6	4	2	-	-	1	9	1	-	-	-	W	35-25
12/03	New Orleans	S	3	2	1	-	-	1	38	1	-	-	-	L	17-31
12/10	N.Y. Jets	S	8	6	2	-	-	1	0	1	-	-	-	W	31-28
12/16	at Pittsburgh	S	4	4	0	-	-	-	-	-	-	-	-	L	27-41
12/23	at Indianapolis	S	8	8	0	1	6	-	-	-	-	-	-	L	7-10
1995	**Season Totals**	**14/7**	**47**	**40**	**7**	**1**	**6**	**3**	**47**	**9**	**0**	**0**	**1**	**6-10**	

TY LAW'S 1996 GAME-BY-GAME DEFENSIVE TOTALS

Date	Opponent	P/S	TT	UT	A	S	Yds	Int	Yds	PD	FF	FR	SpT	W/L	Score
09/01	at Miami	S	5	5	-	-	-	-	-	-	-	-	-	L	10-24
09/08	at Buffalo	S	6	5	1	-	-	-	-	1	-	-	-	L	10-17
09/15	Arizona	S	3	2	1	-	-	-	-	-	-	-	-	W	31-0
09/22	Jacksonville	S	3	3	-	-	-	-	-	1	-	-	-	W	28-25
10/06	at Baltimore	S	4	4	-	-	-	-	-	1	-	-	-	W	46-38
10/13	Washington	S	7	7	-	-	-	-	-	1	-	-	-	L	22-27
10/20	at Indianapolis	S	12	10	2	-	-	-	-	2	-	-	-	W	27-9
10/27	Buffalo	S	5	3	2	-	-	-	-	-	-	-	-	W	28-25
11/03	Miami	S	1	1	-	-	-	-	-	-	-	-	-	W	42-23
11/10	at New York Jets	inactive												W	31-27
11/17	Denver	inactive												L	8-34
11/24	Indianapolis	inactive												W	27-13
12/01	at San Diego	p	1	1	-	-	-	-	-	-	-	-	-	W	45-7
12/08	New York Jets	S	1	1	-	-	-	1	38	1	-	-	-	W	24-10
12/15	at Dallas	S	7	7	-	-	-	2	7	3	-	-	-	L	6-12
12/21	at New York Giants	S	7	7	-	-	-	-	-	-	-	-	-	W	23-22
1996	**Season Totals**	**13/12**	**62**	**56**	**6**	**0**	**0**	**3**	**45**	**10**	**0**	**0**	**0**	**11-5**	
01/05	Pittsburgh	S	3	2	1	-	-	-	-	1	-	-	-	W	28-3
01/12	Jacksonville	S	4	3	1	-	-	-	-	-	-	-	-	W	20-6
01/26	Green Bay	S	3	2	1	-	-	-	-	-	-	-	-	L	21-35
1996	**Postseason Totals**	**3/3**	**10**	**7**	**3**	**0**	**0**	**0**	**0**	**1**	**0**	**0**	**0**	**2-1**	

TY LAW'S 1997 GAME-BY-GAME DEFENSIVE TOTALS

Date	Opponent	P/S	TT	UT	A	S	Yds	Int	Yds	PD	FF	FR	SpT	W/L	Score
08/31	San Diego	S	3	3	0	-	-	-	-	-	-	-	-	W	41-7
09/07	at Indianapolis	S	9	8	1	-	-	-	-	-	-	-	-	W	31-6
09/14	New York Jets	S	4	4	0	-	-	-	-	-	-	1	-	W	ot 27-24
09/21	Chicago	S	7	5	2	-	-	1	30	1	-	-	-	W	31-3
10/06	at Denver	S	3	3	0	-	-	-	-	3	-	-	-	L	13-34
10/12	Buffalo	S	4	4	0	-	-	1	40	3	-	-	-	W	33-6
10/19	at New York Jets	S	5	4	1	-	-	-	-	-	-	-	-	L	19-24
10/27	Green Bay	S	5	5	0	-	-	-	-	-	-	-	-	L	10-28
11/02	at Minnesota	S	5	2	3	0.5	2.5	-	-	-	-	-	-	L	18-23
11/09	at Buffalo	S	1	1	0	-	-	1	0	1	-	-	-	W	31-10
11/16	at Tampa Bay	S	2	2	0	-	-	-	-	1	-	-	-	L	7-27
11/23	Miami	S	3	3	0	-	-	-	-	-	-	-	-	W	27-24
11/30	Indianapolis	S	7	7	0	-	-	-	-	-	-	-	-	W	20-17
12/07	at Jacksonville	S	9	9	0	-	-	-	-	-	-	-	-	W	26-20
12/13	Pittsburgh	S	8	7	1	-	-	-	-	1	-	-	-	L	ot 21-24
12/22	at Miami	S	2	2	0	-	-	-	-	1	-	-	-	W	14-12
1997	**Season Totals**	**16/16**	**77**	**69**	**8**	**0.5**	**2.5**	**3**	**70**	**11**	**0**	**1**	**0**	**10-6**	
12/28	Miami	S	2	2	0	-	-	-	-	-	-	-	-	W	17-3
01/03	at Pittsburgh	S	4	4	0	-	-	-	-	1	-	-	-	L	6-7
1997	**Postseason Totals**	**2/2**	**6**	**6**	**0**	**0**	**0**	**0**	**0**	**1**	**0**	**0**	**0**	**1-1**	

38 STEVE LOFTON CB

career GP/GS

	Season	Playoffs
1991*	11/1	—
1992*	4/0	—
1993*	13/0	—
1995+	10/2	—
1996+	11/3	0/0
1997	4/0	0/0
Totals	**53/6**	**0/0**

* seasons with Cardinals

\+ seasons with Panthers

out takes

- ★ In the preseason of his rookie year, he returned an interception 70 yards for a touchdown against the Patriots (8/17/91) to help secure a roster position.
- ★ The 5-9, 177-pound cornerback began his prep career as a defensive lineman before switching to quarterback and eventually to defensive back.
- ★ Steve was not drafted out of college and did not play during the fall of 1990. Yet, he was able to catch the attention of the NFL after a season in the World League in 1991, which launched his NFL career.

Career Transactions

Steve Lofton signed with the Patriots as a veteran free agent (9/30/97) … Placed on IR with pulled left hamstring 12/9/97 … Originally signed as non-drafted free agent by WLAF (1/31/91) … Selected by the Montreal Machine in the third round (34th defensive back) of the 1991 WLAF Positional Draft … Signed by Phoenix Cardinals (7/9/91) … Placed on injured reserve with a hamstring injury (10/12/92 thru 12/2/92) … Placed on practice squad (12/2/92 for remainder of season) … Claimed on waivers by Cincinnati (8/4/94) … Released by Bengals (8/7/94) … Signed by Carolina (4/11/95) … Granted unconditional free agency (2/14/97).

Career Highlights (GP/GS: 53/6; 0/0)

- Made a touchdown-saving tackle for the Patriots when he caught Moe Williams after a 76-yard return at Minnesota (11/2/97).
- Started vs. St. Louis (10/13/96) and recorded his first career interception, which he returned 42 yards. He also logged six tackles, a career-high.
- In the preseason of his rookie year, he returned an interception 70 yards for a touchdown against the Patriots (8/17/91) to help secure a roster position.

Seasonal Reviews

1997 (4/0, 0/0): Lofton joined the Patriots on Sept. 30 and was active for five of the Patriots' next six games … He saw action in four of those games; at Denver (10/6), vs. Green Bay (10/27), at Minnesota (11/2) and at Buffalo (11/9) … He played exclusively on special teams and totaled three special teams tackles … Made a touchdown-saving tackle on Moe Williams' 76-yard return at Minnesota (11/2) … He was active, but did not play at New York (10/19) … He was listed among the

HEIGHT: 5-9	**WEIGHT:** 177
YEAR: 7TH	**YRS/PAT:** 2ND
ACQUIRED: FA '97	
SCHOOL: TEXAS A&M	
MAJOR: ELEMENTARY EDUCATION	
BORN: NOV. 26, 1968 JACKSONVILLE, TEXAS	

Patriots' inactives prior to five other games, before being placed on injured reserve (12/9/97).

1996 (11/3 - Carolina): Started three of 11 games for the Panthers and posted 10 tackles (8 solo), three passes defensed and made his first career interception … He was used primarily in dime situations and on special teams … Started vs. St. Louis (10/13) and recorded his first NFL interception, which he returned 42 yards, and recorded a career-high six tackles … Started at cornerback in two games against the Atlanta Falcons when Carolina opened with an extra defensive back set.

1995 (10/2- Carolina): Started two of 10 games for the Panthers and recorded seven tackles and one pass defense for the season … Both starts came against the Falcons … He recorded two tackles in the season opener against Atlanta (9/3) and made two tackles before leaving the game with a sprained left ankle … He missed the next six games, but returned to action at New England (10/29) and played in the remaining nine games … Started his second game of the year vs. Atlanta (12/17) and recorded five tackles and tipped a pass in the end zone on a crucial third down to help secure a critical victory over the Falcons.

1994 (0/0 - Arizona): Attended training camp with the Cardinals, but was released during the preseason … Claimed off waivers by the Bengals, but was released.

1993 (13/0 - Phoenix): Played in 13 games for the Cardinals, primarily on special teams and as a defensive back in nickel defenses … He registered six tackles (5 solo) and three passes defensed in addition to three special teams tackles for the season.

1992 (4/0 - Phoenix): Participated in four games before being placed on injured reserve on Oct. 24 with an injured groin.

1991 (11/1 - Phoenix): Started one of 11 games as a non-drafted rookie for the Arizona Cardinals … Earned his first career start vs. the Redskins (12/8) and collected four tackles and a pass defensed … In the preseason, he returned an interception 70 yards for a touchdown against the Patriots (8/17) to help secure a roster position.

World League: Started eight of 10 games for the Montreal Machine in the World League in 1991 and finished the season with 19 tackles, two interceptions and one recovered fumble … Gained 16 yards on returns of his two interceptions.

College: A three-year starter as a defensive back and kick returner at Texas A&M … He also starred on the Aggies track team.

Personal: Steven Lynn Lofton was born Nov. 26, 1968 in Jacksonville, Texas … He was a three-sport all-district performer at Alto (Texas) High … He began his high school career as a defensive lineman before switching to quarterback and eventually to defensive back … Steve and his wife, Tarita, keep an offseason residence in Irving, Texas.

STEVE LOFTON'S NFL STATISTICS

Regular Season Defensive Statistics

Year	Team	GP/S	TT	UT	A	S	I-Yds	PD	FF	FR	SpT
1991	Cardinals	11/1	4	3	1	0	0-0	1	0	0	0
1992	Cardinals	4/0	3	3	0	0	0-0	1	0	0	0
1993	Cardinals	13/0	6	5	1	0	0-0	3	0	0	0
1994			Out of Football								
1995	Panthers	10/2	7	6	1	0	0-0	1	0	0	0
1996	Panthers	11/3	10	8	2	0	1-42	3	0	0	0
1997	Patriots	4/0	0	0	0	0	0-0	0	0	0	3
Totals-6 years		**53/6**	**30**	**25**	**5**	**0**	**1-42**	**9**	**0**	**0**	**3**

Additional Statistics

Kickoff Returns—1993 (1 for 18)

55 WILLIE McGINEST DE

PRO BOWL 1996

career GP/GS

	Season	Playoffs
1994	16/7	1/1
1995	16/16	—
1996	16/16	3/3
1997	11/11	2/2
Totals	**59/50**	**6/6**

out takes

- ★ **Pronunciation: McGinest is pronounced with a soft "g" and a soft "i" sound. "Ginest" rhymes with "thinnest."**
- ★ **Willie intercepted his first career pass and returned it 46 yards for a TD. It was his first TD of his career and the first of two TDs scored by Willie in 1996.**
- ★ **Willie was only the second LB ever selected by the Patriots in the first round (joining Chris Singleton, 1990).**
- ★ **Willie's first musical endeavor in elementary school was playing the violin, which lasted about a week.**
- ★ **Willie actively supports the Ronald McDonald House and Charities. He is also active in the Big Brothers Association and the Boys & Girls Clubs.**
- ★ **Willie enjoys cooking and going to movies.**

Career Transactions

Willie McGinest was drafted with the Patriots' own selection in the first round (fourth overall) of the 1994 NFL draft … Signed by Patriots (5/17/94) … Re-signed by Patriots (2/12/98).

Career Highlights (GP/GS: 59/50; 6/6)

- He was voted to his first Pro Bowl in 1996, his first season playing defensive end.
- He led the team in sacks in 1995 (11) and 1996 (9.5). His 11 sacks in 1995 were the most by a Patriot since Andre Tippett's 12.5 sacks in 1987.
- In 1996, he earned AFC Defensive Player of the Month for his performances during the month of October when he combined for 21 tackles, including four sacks, one interception and three passes defensed to help the Patriots complete a 3-1 record during the month.
- Earned AFC Defensive Player of the Week for his Week 8 performance vs. Buffalo (10/27/96) when he posted seven tackles (5 solos), including a sack for 8 yards, had two passes defensed and returned his first career interception 46 yards for a touchdown.
- Sacked Dan Marino twice, forcing a fourth quarter fumble on the second hit vs. Miami (11/3/96) and finished the game with a season-high eight tackles.
- The Patriots have qualified for the playoffs in three of his four NFL seasons and he has started every playoff game, totaling 35 tackles (21 solos), including 4.5 sacks for losses of 22 yards.
- He made six tackles, including 1.5 sacks in the divisional playoff game at Pittsburgh (1/3/98).
- His career-high 11 tackles, came against Carolina (10/29/95).
- Sacked Dan Marino twice and forced a fumble in a 24-17 victory over Miami (11/12/95).

• Closed out the 1995 season in Pro Bowl form, recording 15 solo tackles and five sacks in the final three games of the season, including multiple sack performances vs. the Jets (12/10/95) and at Indianapolis (12/23/95).
• His 25 career sacks in his first three seasons (1994-96) was the fastest start since Garin Veris totaled 28 in his first three seasons (1985-87).
• Entering the 1998 season, 19.5 of Willie's 27 career sacks have come against AFC East rivals. He enters the season ranked 14th among the franchise's all-time leading sack artists.
• Played outside linebacker for two seasons before making the transition to defensive end in 1996 when the Patriots switched from a 3-4 to a 4-3 defense.

Seasonal Reviews

1997 (11/11, 2/2): McGinest missed five of the first six games due to injuries … Missed the first two games of the season while rehabilitating a hamstring injury, which he suffered in the final preseason game … Returned in Week 3, but injured his right knee and missed the next three games … Started every game he appeared in, including both playoff games … Finished the season with 35 total tackles, 10th on the team, including a pair of sacks … Batted down one pass and recovered three fumbles … Made his first start of the season vs. the Jets (9/14) … Recorded three tackles and recovered a Neil O'Donnell fumble (forced by Chris Slade) before suffering a knee sprain in the fourth quarter which forced him to the sidelines and caused him to miss the next three games … Returned to the starting lineup at New York (10/19) … Recorded a season-high five tackles at Minnesota, but left the game with a sprained ankle … Posted his first sack of the season when he dropped Alex Van Pelt for a loss of 8 yards at Buffalo (11/9) … Named defensive team captain vs. Miami (11/23) … Recorded his second sack of the season vs. Indianapolis (11/30) … Tied his season-high with five hits and a fumble recovery at Jacksonville (12/7) … Excelled in the playoffs, leading the Patriots with 2.5 sacks in the postseason … Ranked third with 11 tackles in two games … Registered six tackles, including 1.5 sacks in the divisional playoff game at Pittsburgh (1/3/98).

1996 (16/16, 3/3): McGinest started every game for the Patriots, including each of the playoff games, and was selected to his first Pro Bowl in his first season at defensive end … He finished the year with 67 total tackles, fifth on the team … He led the team for the second consecutive season with 9.5 sacks for 62.5 yards … He grabbed his first career interception and returned it 46 yards for a touchdown in a come-from-behind victory over Buffalo (10/27) … It was one of nine passes defensed on the year, which led all defensive lineman and ranked third on the team … He earned AFC Defensive Player of the Month for his performances during the month of October when he combined for 21 tackles, including four sacks, one interception and three passes defensed to help the Patriots complete a 3-1 record during the month … Registered a season-high with eight tackles (5 solos), including a pair of sacks, vs. Miami (11/3) … Opened the season with three solo stops at Miami (9/1) and had an apparent sack and a forced fumble taken away when the play was ruled an incomplete pass … Recorded his first sack of the season at Buffalo (9/8) and totaled four tackles in the game … Batted away three passes, a career-high, and finished the game with three tackles vs. Jacksonville (9/22) … Recorded seven tackles, including his second sack of the season vs. Washington (10/13) when he stripped Gus Frerotte of the ball, forcing his first fumble of the year … Recorded a pair of fourth quarter sacks at Indianapolis (10/20), including one that forced Jim Harbaugh to leave the game with a broken nose … Earned AFC Defensive Player of the Week for his Week 8 performance vs. Buffalo (10/27) when he posted seven tackles (5 solos), including a sack for 8 yards, had two passes defensed and returned his first career interception 46 yards for a touchdown … Sacked Dan Marino twice, forcing a fourth quarter fumble on the second hit vs. Miami (11/3) … Posted his eighth sack of the season in the 10th game of the year when he dropped Frank Reich for a 1-yard loss at the Jets (11/10), which

capped a five-game stretch in which he dominated play, totaling 35 tackles and seven sacks ... Shared a sack with Scooter McGruder and recovered a fumble in the end zone for his second touchdown of the season at San Diego (12/1) ... Nearly scored a safety when he hit Leonard Russell in his own end zone, but was officially ruled down just across the goal line ... Credited with seven tackles, including his final sack of the season at Dallas (12/15) when he dropped Troy Aikman for a 7-yard loss ... Ranked fifth on the team during the postseason with 16 total tackles, including a sack ... Registered five tackles in each of the first two playoff games in Foxboro ... Applied continuous pressure on Mark Brunell in the AFC Championship Game victory over Jacksonville (1/12/97) ... Credited with six tackles and a sack vs. Green Bay in Super Bowl XXXI (1/26/97).

1995 (16/16): McGinest started every game for the Patriots at left outside linebacker and was selected as a Pro Bowl alternate in just his second NFL season ... Led the team and finished fifth in the AFC with 11 sacks ... His 11 sacks were the most by a Patriot since Andre Tippett's 12.5 sacks in 1987 and tied Garin Veris (1986) for fourth place among the Patriots' all-time single-season sack leaders ... Finished fourth on the team with 88 total tackles, including 70 solo stops ... Recorded six passes defensed, leading all non-defensive backs in that category ... He was credited with four solo tackles, a forced fumble and a pass batted down at Atlanta (10/1) ... Recorded his first sack of the season when he dropped Denver's John Elway for a 5-yard loss (10/8) for one of his six tackles on the day ... Registered eight solo tackles, including two Jim Kelly sacks, and made a hit for a loss on 4th-and-1 from the Patriots' 30-yard line in a 27-14 victory vs. Buffalo (10/23) ... Followed with a career-high 11 tackles vs. Carolina (10/29), marking his first career double-digit tackle performance ... Sacked Dan Marino twice and forced a fumble in a 24-17 victory over Miami (11/12) ... He was selected the Staples Star Player of the Game for his six-tackle performance vs. Indianapolis (11/19) ... Recorded his sixth sack of the season and his third against Jim Kelly with a solo effort in a 35-25 victory at Buffalo (11/26) ... Went on a season-ending streak, recording 15 solo tackles and five sacks in the final three games of the season, including multiple sack performances vs. the Jets (12/10) and at Indianapolis (12/23).

1994 (16/7, 1/1): Started seven of the last eight regular season games and the Patriots' playoff game at Cleveland (1/1/95) at left outside linebacker after platooning with Dwayne Sabb during the first half of his rookie season ... Finished the season with 43 total tackles (29 solos) and ranked third on the team with 4.5 sacks to earn All-Rookie recognition by *Pro Football Weekly* and *College and Pro Football Newsweekly* ... Selected by the 1776 Quarterback Club as their 1994 Rookie of the Year ... Made his Patriots preseason debut vs. New Orleans (8/5) and recorded three quarterback sacks in the first three quarters before suffering a pulled hamstring ... Slowed by the injury throughout the preseason and did not win the starting OLB position until midseason ... Platooned at OLB in the season opener at Miami (9/4) ... Made an assist on a sack in the home opener vs. Buffalo's Jim Kelly (9/11), his first career sack ... Recorded his first career unassisted sack and recovered his first fumble the following week at Cincinnati (9/18) ... Made his first career start at Cleveland (11/6) and made five stops (four solos) ... Registered seven tackles the following week in the Patriots' 26-20 overtime victory vs. Minnesota (11/13) ... Made eight tackles (four solos), including a sack, vs. Indianapolis (12/11) ... Made four stops and added another sack in the season finale at Chicago (12/24) in a 13-3 victory ... Posted eight tackles (five solos), a sack and knocked down three passes in the Patriots' playoff game at Cleveland (1/1/95) to earn Patriots' Miller Lite Player of the Game.

College: McGinest was a four-year letterman at Southern Cal (1990-93) ... Wore number 55 and carried on the legacy of the jersey established by his predecessor, All-American linebacker Junior Seau ... Played in three bowl games in four years - the John Hancock Bowl (1990) and two Freedom Bowls (1992 and 1993) ... Earned all-conference honors three straight years and earned All-American acclaim. **1993:** He earned *Playboy* All-American honors and All-Pac 10 conference honors as a senior ... He was a Lombardi Award finalist ... Started every game at weakside defensive end for the Trojans ... Finished his collegiate career with 193 tackles (134 solos), 29 sacks (171 yards), 48 tackles for losses (238 yards) and 26 passes batted away ... Registered 68 tackles (42 solos), including six sacks and 13 tackles for losses ... Caused one fumble and recovered another. **1992:** He shared the Pac-10 lead with 16 sacks ... Led the team with 23 tackles for losses (99 yards) ... Earned first-team All-Pac 10 Conference honors ... Named Southern Cal's Defensive Player of the Year ... Started all season at outside linebacker on the weak side ... Finished his junior campaign with 63 tackles (fourth

on the team), nine passes defensed (second on the team) and three forced fumbles (tied for first). **1991:** Played in nine games, starting eight at outside linebacker as a sophomore ... Finished the season with 35 tackles (30 solos), including two sacks. **1990:** Played in every game as a true freshman with three starts ... Was called upon to make his collegiate starting debut at the 1990 Kickoff Classic vs. Syracuse (8/31/90) ... Finished his freshman season with 27 tackles, including five sacks.

Personal: William Lee McGinest, Jr. was born the son of Willie and Joyce McGinest on Dec. 11, 1971 in Long Beach, Calif. ... He is the middle of three children ... Attended Long Beach (Calif.) Polytechnic High, where he was a two-sport phenom, garnering all-state honors in football and basketball ... On the gridiron, he earned All-American recognition from Super Prep, Blue Chip and Tom Lemming magazines and was selected to countless all-star teams, earning all-city, all-state, and all-region honors as a linebacker in 1989 ... Totaled 107 tackles, including 18 sacks, two fumble recoveries, four passes defensed, including an interception, and blocked four kicks as a senior ... On the courts, he earned Long Beach Press-Telegram "Best in the West," All-CIF Southern Section and all-league honors while averaging 14 points per game during the 1989-90 season ... Majored in public administration at Southern Cal ... Single.

WILLIE MCGINEST'S NFL STATISTICS

Regular Season Defensive Statistics

Year	Team	G/S	TT	UT	A	S-Yds	I-Yds	PD	FF	FR
1994	Patriots	16/7	43	29	14	4.5-17	0-0	8	2	2
1995	Patriots	16/16	88	70	18	11-96	0-0	6	4	0
1996	Patriots	16/16	67	49	18	9.5-62.5	1-46t	9	2	2
1997	Patriots	11/11	35	25	10	2.0-14	0-0	1	0	3
Totals - 4 years		**59/50**	**233**	**173**	**60**	**27-189.5**	**1-46t**	**24**	**8**	**7**

Additional Statistics

Touchdowns—1996 (2; 46-yard interception return, fumble recovery)

Postseason Defensive Statistics

Year	Team	G/S	TT	UT	A	S-Yds	I-Yds	PD	FF	FR
1994	Patriots	1/1	8	5	3	1-10	0-0	3	0	0
1996	Patriots	3/3	16	10	6	1-7	0-0	1	0	0
1997	Patriots	2/2	11	6	5	2.5-5	0-0	1	0	0
Totals- 3 years		**6/6**	**35**	**21**	**14**	**4.5-22**	**0-0**	**5**	**0**	**0**

WILLIE MCGINEST'S SINGLE-GAME CAREER HIGHS

Regular Season

Tackles – 11 vs. Carolina (10/29/95)

Solo Tackles – 8 vs. Buffalo (10/23/95)

Assists – 6 vs. Carolina (10/29/95)

Sacks – 2 (4 times) Most recent at Indianapolis (12/23/95)

Passes Defensed – 2 (4 times) Most recent vs. Miami (11/3/96)

Postseason

Tackles – 8 at Cleveland (1/1/95)

Solo Tackles – 5 at Cleveland (1/1/95)

Assists – 4 at Pittsburgh (1/3/98)

Sacks – 1.5 at Pittsburgh (1/3/98)

Passes Defensed – 3 at Cleveland (1/1/95)

PATRIOTS CAREER SACK LEADERS

IN JUST FOUR NFL SEASONS, WILLIE MCGINEST IS ALREADY RANKED 14TH AMONG THE PATRIOTS ALL-TIME SACK LEADERS. THE TOP 15 ARE LISTED BELOW:

	Player	Sacks	GP	Years
1.	Andre Tippett	100.0	151	1982-88, 90-93
2.	Julius Adams	79.5	206	1971-77, 79-85, 87
3.	Tony McGee	72.5	119	1974-81
4.	Ray Hamilton	54.0	132	1973-81
5.	Larry Eisenhauer	45.5	115	1961-69
6.	Brent Williams	43.5	121	1986-93
7.	Houston Antwine	39.0	142	1961-71
8.	Chris Slade	38.5	80	1993-97
9.	Garin Veris	36.0	78	1985-88, 90-91
10.	Richard Bishop	32.5	85	1976-81
11.	Don Blackmon	29.5	89	1981-87
12.	Jim Lee Hunt	29.0	141	1960-71
13.	Bob Dee	27.5	112	1960-67
14.	**Willie McGinest**	**27.0**	**59**	**1994-97**
15.	Rod Shoate	22.5	76	1975-81

WILLIE MCGINEST'S 1994 GAME-BY-GAME DEFENSIVE STATISTICS

Date	Opponent	Starts	TT	UT	A	S	Yds	Int	Yds	PD	FF	FR	W/L	Score
09/04	at Miami	p	2	2	0	0	0	0	0	1	0	0	L	35-39
09/11	Buffalo	p	3	2	1	0.5	0.5	0	0	0	0	0	L	35-38
09/18	at Cincinnati	p	1	1	0	1	0	0	0	0	0	1	W	31-28
09/25	at Detroit	p	1	1	0	0	0	0	0	1	0	0	W	23-17
10/02	Green Bay	p	0	0	0	0	0	0	0	2	0	0	W	17-16
10/09	LA Raiders	p	0	0	0	0	0	0	0	1	0	0	L	17-21
10/16	at N.Y. Jets	p	0	0	0	0	0	0	0	0	0	0	L	17-24
10/30	Miami	p	2	1	1	0	0	0	0	0	0	0	L	3-23
11/06	at Cleveland	S	5	4	1	0	0	0	0	1	0	1	L	6-13
11/13	Minnesota	S	7	5	2	0	0	0	0	0	0	0	W	26-20
11/20	San Diego	S	3	3	0	0	0	0	0	0	0	0	W	23-17
11/27	at Indianapolis	S	3	2	1	1	13	0	0	0	1	0	W	12-10
12/04	N.Y. Jets	S	2	1	1	0	0	0	0	1	0	0	W	24-13
12/11	Indianapolis	S	8	4	4	1	0	0	0	0	0	0	W	28-18
12/18	at Buffalo	p	2	2	0	0	0	0	0	1	0	0	W	41-17
12/24	at Chicago	S	4	4	0	1	3	0	0	0	1	0	W	13-3
1994	**Season Totals**	**16/7**	**43**	**29**	**14**	**4.5**	**16.5**	**0**	**0**	**8**	**2**	**2**	**10-6**	
1/1/95	at Cleveland	S	8	5	3	1-10	0	3	0	0	0	0	L	13-20

WILLIE MCGINEST'S 1995 GAME-BY-GAME DEFENSIVE STATISTICS

Date	Opponent	Starts	TT	UT	A	S	Yds	Int	Yds	PD	FF	FR	W/L	Score
09/03	Cleveland	S	4	1	3	0	0	0	0	1	0	0	W	17-14
09/10	Miami	S	5	4	1	0	0	0	0	0	0	0	L	03-20
09/17	at 49ers	S	4	4	0	0	0	0	0	0	0	0	L	03-28
10/01	at Atlanta	S	4	4	0	0	0	0	0	1	1	0	L	17-30
10/08	Denver	S	6	5	1	1	5	0	0	1	0	0	L	03-37
10/15	at Kansas City	S	1	1	0	0	0	0	0	0	0	0	L	26-31
10/23	Buffalo	S	8	8	0	2	15	0	0	0	0	0	W	27-14
10/29	Carolina	S	11	5	6	0	0	0	0	1	0	0	L (OT)	17-10
11/05	at N.Y. Jets	S	7	6	1	0	0	0	0	0	0	0	W	20-7
11/12	at\ Miami	S	6	5	1	2	16	0	0	0	1	0	W	34-17
11/19	Indianapolis	S	6	5	1	0	0	0	0	0	0	0	L	10-24
11/26	atBuffalo	S	6	4	2	1	8	0	0	0	1	0	W	35-25
12/03	New Orleans	S	5	3	2	0	0	0	0	0	0	0	L	17-31
12/10	N.Y. Jets	S	5	5	0	2	26	0	0	0	1	0	W	31-28
12/16	at Pittsburgh	S	5	5	0	1	10	0	0	2	0	0	L	27-41
12/23	atIndianapolis	S	5	5	0	2	16	0	0	0	0	0	L	7-10
1995	**Season Totals**	**16/16**	**88**	**70**	**18**	**11**	**96**	**0**	**0**	**6**	**4**	**0**	**6-10**	

WILLIE MCGINEST'S 1996 GAME-BY-GAME DEFENSIVE STATISTICS

Date	Opponent	Starts	TT	UT	A	S	Yds	Int	Yds	PD	FF	FR	W/L	Score
09/01	at Miami	S	3	3	0	0	0	0	0	0	0	0	L	10-24
09/08	at Buffalo	S	4	3	1	1	10	0	0	0	0	0	L	10-17
09/15	Arizona	S	3	1	2	0	0	0	0	1	0	0	W	31-0
09/22	Jacksonville	S	3	2	1	0	0	0	0	3	0	0	W	28-25
10/06	at Baltimore	S	2	2	0	0	0	0	0	1	0	0	W	46-38
10/13	Washington	S	7	3	4	1	4	0	0	0	1	0	L	22-27
10/20	at Indianapolis	S	5	4	1	2	12	0	0	0	0	1	W	27-9
10/27	Buffalo	S	7	5	2	1	8	1	46t	2	0	0	W	28-25
11/03	Miami	S	8	5	3	2	16	0	0	0	1	0	W	42-23
11/10	at NY Jets	S	6	5	1	1	1	0	0	0	0	0	W	31-27
11/17	Denver	S	4	4	0	0	0	0	0	0	0	0	L	8-34
11/24	Indianapolis	S	1	1	0	0	0	0	0	0	0	0	W	27-13
12/01	at San Diego	S	4	3	1	0.5	4.5	0	0	0	0	1	W	45-7
12/08	NY Jets	S	0	0	0	0	0	0	0	1	0	0	W	34-10
12/15	at Dallas	S	7	6	1	1	7	0	0	0	0	0	L	6-12
12/21	at NY Giants	S	3	2	1	0	0	0	0	1	0	0	W	23-22
1996	**Season Totals**	**16/16**	**67**	**49**	**18**	**9.5**	**62.5**	**1**	**46**	**9**	**2**	**2**	**11-5**	
01/05	Pittsburgh	S	5	3	2	0	0	0	0	0	0	0	W	28-3
01/12	Jacksonville	S	5	3	2	0	0	0	0	1	0	0	W	20-6
01/26	Green Bay	S	6	4	2	1	7	0	0	0	0	0	L	21-35
1996	**Playoff Totals**	**3/3**	**16**	**10**	**6**	**1**	**7**	**0**	**0**	**1**	**0**	**0**	**2-1**	

WILLIE MCGINEST'S 1997 GAME-BY-GAME DEFENSIVE TOTALS

Date	Opponent	Starts	TT	UT	A	S	Yds	Int	Yds	PD	FF	FR	W/L	Score
08/31	San Diego				inactive								W	41-7
09/07	at Indianapolis				inactive								W	31-6
09/14	New York Jets	S	3	2	1	-	-	-	-	-	-	1	W	(OT) 27-24
09/21	Chicago				inactive								W	31-3
10/06	at Denver				inactive								L	13-34
10/12	Buffalo				inactive								W	33-6
10/19	at New York Jets	S	1	1	0	-	-	-	-	-	-	-	L	19-24
10/27	Green Bay	S	3	1	2	-	-	-	-	-	-	1	L	10-28
11/02	at Minnesota	S	5	3	2	-	-	-	-	-	-	-	L	18-23
11/09	at Buffalo	S	3	3	0	1	8	-	-	-	-	-	W	31-10
11/16	at Tampa Bay	S	4	4	0	-	-	-	-	-	-	-	L	7-27
11/23	Miami	S	2	1	1	-	-	-	-	-	-	-	W	27-24
11/30	Indianapolis	S	3	2	1	1	6	-	-	-	-	-	W	20-17
12/07	at Jacksonville	S	5	4	1	-	-	-	-	-	-	1	W	26-20
12/13	Pittsburgh	S	4	2	2	-	-	-	-	-	-	-	L	(OT) 21-24
12/22	at Miami	S	2	2	0	-	-	-	-	1	-	-	W	14-12
1997	**Season Totals**	**11/11**	**35**	**25**	**10**	**2**	**14**	**0**	**0**	**1**	**0**	**3**	**10-6**	
12/28	Miami	S	5	4	1	1	5	-	-	1	-	-	W	17-3
01/03	at Pittsburgh	S	6	2	4	1.5	0	-	-	-	-	-	L	6-7
1997	**Playoff Totals**	**2/2**	**11**	**6**	**5**	**2.5**	**5**	**0**	**0**	**1**	**0**	**0**	**1-1**	

36 LAWYER MILLOY S

career GP/GS

	Season	Playoffs
1996	16/10	3/3
1997	16/16	2/2
Total	**32/26**	**5/5**

out takes

★Lawyer was a two-sport collegiate athlete, lettering in football and baseball at Washington. He played centerfield.

★In 1995, Lawyer played on a Washington team that played Georgia Tech in the College World Series regional finals. That team featured current Red Sox Jason Varitek and Nomar Garciaparra. In one game, Lawyer stole third on Varitek.

★Lawyer has been drafted by two Major League Baseball teams; once as a high school pitching prospect by the Cleveland Indians and once as a college prospect by the Detroit Tigers.

★On Mother's Day 1996, Lawyer bought his mom a new house.

Career Transactions

Lawyer Milloy was drafted by the Patriots with their own selection in the second round (36th player selected) of the 1996 NFL draft ... Signed by Patriots (6/5/96).

Career Highlights (GP/GS: 32/26; 5/5)

- In just his second season, Milloy totaled 112 tackles, second on the team behind Ted Johnson. He became the first Patriots defensive back to amass over 100 tackles in a season since Fred Marion led the team with 119 tackles in 1990.
- He kept pace in the postseason, finishing second to Johnson (15) with 14 tackles.
- Tied a career-high with 12 tackles in back-to-back games at Tampa Bay (11/16/97) and vs. Miami (11/23/97).
- Intercepted passes in each of the last two regular season games. His interception vs. Pittsburgh (12/13/97) set up a Patriots touchdown. His interception in the season finale at Miami (12/22/97) was his first off future Hall of Fame QB Dan Marino.
- Milloy led the team and recorded a career-high 12 tackles vs. Denver (11/17/96). He also intercepted his first career pass, which he returned for 14 yards and was selected as the Miller Lite Player of the Game for his performance.
- Made his NFL starting debut two weeks later at Indianapolis (10/20/96). Posted eight tackles (5 solos) and forced his first career fumble.
- Recorded his first career sack when he blitzed the Jets' Glen Foley and dropped him for a 7-yard loss (12/8/96).
- Earned all-rookie honors by *College & Pro Football Newsweekly*, *Football News* and *Pro Football Weekly*.

HEIGHT: 6-0	**WEIGHT:** 208
YEAR: 3RD	**YRS/PAT:** 3RD
ACQUIRED: D2 (36TH) '96	
SCHOOL: WASHINGTON	
MAJOR: SOCIOLOGY	
BORN: NOV. 14, 1973 ST. LOUIS, MO.	

Seasonal Reviews

1997 (16/16, 2/2): Started every game for the Patriots at strong safety … Established a career-high with 112 tackles (82 solos) and three interceptions … Finished second in total tackles to MLB Ted Johnson (127) … He became the first Patriots defensive back to amass over 100 tackles in a season since Fred Marion led the team with 119 tackles in 1990 … It was the first time in three years (1994) that two Patriot defenders had accumulated over 100 tackles in a season (Vincent Brown and Chris Slade) … His 14 tackles in the postseason were second to Johnson's 15 … Tied a career-high with 12 tackles in back-to-back games at Tampa Bay (11/16) and vs. Miami (11/23) … Opened the season with seven unassisted tackles and recovered a fumble (forced by Tedy Bruschi) vs. San Diego (8/31) … Posted seven hits vs. the Jets (9/14) … Recorded his first double-digit tackle total of the season with 10 tackles at Denver (10/6) … Intercepted his first pass of the season vs. Buffalo (10/12) … Forced his first fumble of the year with a crushing hit on Jets TE Kyle Brady, who fumbled out of bounds and finished with seven tackles at the Jets (10/19) … Finished second on the team with 10 tackles vs. Green Bay (10/27) … Led the team in tackles and forced his second fumble of the season at Minnesota (11/2) … Earned defensive team captain honors the following week and posted five tackles at Buffalo (11/9) … Recovered a fumble and finished second on the team with 12 tackles at Tampa Bay (11/16) … Equaled that tackle total the following week vs. Miami (11/23) … Intercepted passes in each of the last two games of the regular season … His interception vs. Pittsburgh (12/13) set up a Patriots touchdown … His interception in the season finale at Miami (12/22) was his first off Dan Marino … Led the team with 10 tackles in the divisional playoff game at Pittsburgh (1/3/98) and ranked second on the team in the postseason with 14 stops.

1996 (16/10, 3/3): Milloy made a big impact on the Patriots' secondary as a rookie ... He played in every game as a rookie, starting the final 13 games of the season, including each of the Patriots' three playoff games ... Ranked third on the team in tackles with 85 defensive stops (55 solos), including a sack ... Batted away eight passes, including two interceptions which he returned for 14 yards ... Forced two fumbles and made one recovery ... Added two special teams tackles ... Ranked fourth on the team with 20 tackles and was one of just three Patriots to record an interception in the postseason ... Led the team in tackles in five games during the season ... Earned all-rookie honors by *College & Pro Football Newsweekly, Football News* and *Pro Football Weekly* ... Saw action on special teams in his NFL debut at Miami (9/1), but did not record a tackle ... Recorded his first career tackle in a 31-0 victory over Arizona (9/15) and finished the game with five stops ... Finished second on the team with five stops the following week in reserve duty vs. Jacksonville (9/22) ... Tied for the team lead with eight defensive tackles at Baltimore (10/6) ... Made his NFL starting debut two weeks later at Indianapolis (10/20) and posted eight tackles (5 solos) and forced his first career fumble …Led the team with 10 tackles vs. Miami (11/3) and forced his second fumble of the season, jarring the ball from Karim Abdul-Jabbar ... Led the team with 10 tackles the following week at the Jets (11/10) ... Led the team and recorded a season-high with 12 tackles vs. Denver (11/17) ... Also intercepted his first career pass, which he returned for 14 yards and was selected as the Miller Lite Player of the Game for his performance ... Led the team for the fourth consecutive week with nine tackles vs. Indianapolis (11/24) and recovered his first career fumble ... Intercepted his second pass of the year at San Diego (12/1) ... Recorded his first career sack when he blitzed the Jets' Glen Foley and dropped him for a 7-yard loss (12/8) ... Made five hits in the season finale at the Giants (12/21) ... Intercepted a Mike Tomczak pass in the third quarter and posted five hits vs. Pittsburgh (1/5/97) in the divisional playoff game ... Made seven stops vs. Jacksonville (1/12/97) ... Ranked third on the team with eight tackles vs. Green Bay in Super Bowl XXXI.

College: Milloy was one of the dominant defenders in the Pac-10 as a junior, while earning *Parade* All-American honors ... He is a tremendous athlete who was also drafted by the Cleveland Indians and Detroit Tigers. **1995:** Earned first-team All-American honors by Associated Press, Walter Camp, UPI, the American Football Coaches Association, the Football Writers Association and the Football News ... Was a finalist for the Jim Thorpe Award- the award given annually to the nation's best defensive back ... Earned first-team All Pac-10 honors ... Started all year at free safety and led the team in tackles for the second consecutive season with 115 stops (63 solos) ... Forced three fumbles, recovered one, intercepted one pass and returned 15 yards ... A broken bone in his left big toe required surgical repair and caused the All-American to miss the Huskies

bowl game victory over Iowa. **1994:** Milloy was the only sophomore in the Pac-10 to earn all-conference honors ... Led the team and finished third in the Pac-10 with 106 tackles (67 solos), including three for losses ... became the first Husky defensive back to lead the team in tackles since Tony Bonwell recorded 142 tackles in 1972 ... Also credited with an interception, two forced fumbles and one recovery. **1993:** Played in 10 games with two starts and totaled 28 tackles (14 solos) ... Credited with three passes defensed, including two interceptions. **1992:** Redshirted as a freshman after suffering a broken foot in fall drills.

Personal: Lawyer Milloy was born the son of Mae and Larry Milloy on Nov. 14, 1973 in St. Louis, Mo. ... Attended Lincoln High in Tacoma, Wash. and excelled in football, baseball and basketball ... Earned Parade All-American honors his senior year after rushing for 1,056 yards and 15 touchdowns as a tailback and intercepting seven passes as a safety ... Received six votes in the *Long Beach Press-Telegram's* "Best of the West" poll ... Was a three-time All-Narrows League choice and was considered the top prep prospect in the state his senior year ... Was drafted by the Cleveland Indians as a pitching prospect out of high school and lettered three seasons in baseball at the University of Washington ... Drafted by the Detroit Tigers in the 19th round of the 1995 MLB draft ... Lawyer has one daughter, Amirah.

LAWYER MILLOY'S NFL STATISTICS

Regular Season Defensive Statistics

Year	Team	G/S	TT	UT	A	S-Yds	I-Yds	PD	FF	FR	SpT
1996	Patriots	16/10	85	55	30	1-7	2-14	8	2	1	2
1997	Patriots	16/16	112	82	30	0-0	3-15	11	2	2	1
Totals-2 years		**32/26**	**197**	**137**	**60**	**1-7**	**5-29**	**19**	**4**	**3**	**3**

Postseason Defensive Statistics

Year	Team	G/S	TT	UT	A	S-Yds	I-Yds	PD	FF	FR	SpT
1996	Patriots	3/3	20	13	7	0-0	1-0	1	0	0	0
1997	Patriots	2/2	14	9	5	0-0	0-0	2	0	0	0
Totals-2 years		**5/5**	**34**	**22**	**12**	**0-0**	**1-0**	**3**	**0**	**0**	**0**

SINGLE-GAME CAREER HIGHS

Regular Season

Tackles—12 (three times) Most recent vs. Miami (11/23/97)
Solo Tackles—10 vs. Miami (11/23/97)
Assists—5 (twice) Most recent vs. Indianapolis (11/24/96)
Sacks—1 vs. N.Y. Jets (12/8/96)
Interceptions—1 (five times) Most recent at Miami (12/22/97)
Passes Defensed—2 (four times) Most recent vs. Indianapolis (11/30/97)

Postseaon

Tackles—10 at Pittsburgh (1/3/98)
Solo Tackles—7 at Pittsburgh (1/3/98)
Assists—4 vs. Green Bay (1/26/97)
Sacks—none
Interceptions-1 vs. Pittsburgh (1/5/97)
Passes Defensed—2 at Pittsburgh (1/3/98)

LAWYER MILLOY'S 1996 GAME-BY-GAME DEFENSIVE TOTALS

Date	Opponent	P/S	TT	UT	A	S	Yds	Int	Yds	PD	FF	FR	SpT	W/L	Score
09/01	at Miami	p	-	-	-	-	-	-	-	-	-	-	-	L	10-24
09/08	at Buffalo	p	-	-	-	-	-	-	-	-	-	-	-	L	10-17
09/15	Arizona	p	5	2	3	-	-	-	-	-	-	-	1	W	31-0
09/22	Jacksonville	p	5	2	3	-	-	-	-	-	-	-	-	W	28-25
10/06	at Baltimore	p	8	8	-	-	-	-	-	-	-	-	-	W	46-38
10/13	Washington	p	2	1	1	-	-	-	-	-	-	-	-	L	22-27
10/20	at Indianapolis	S	8	5	3	-	-	-	-	-	1	-	-	W	27-9
10/27	Buffalo	S	3	1	2	-	-	-	-	1	-	-	-	W	28-25
11/03	Miami	S	10	6	4	-	-	-	-	-	1	-	-	W	42-23
11/10	at New York Jets	S	10	7	3	-	-	-	-	-	-	-	-	W	31-27
11/17	Denver	S	12	7	5	-	-	1	14	2	-	-	-	L	8-34
11/24	Indianapolis	S	9	4	5	-	-	-	-	2	-	1	-	W	27-13
12/01	at San Diego	S	1	1	-	-	-	1	0	1	-	-	-	W	45-7
12/08	New York Jets	S	3	3	-	1	7	-	-	1	-	-	-	W	24-10
12/15	at Dallas	S	4	4	-	-	-	-	-	-	-	-	-	L	6-12
12/21	at New York Giants	S	5	4	1	-	-	-	-	1	-	-	-	W	23-22
1996	**Season Totals**	**16/10**	**85**	**55**	**30**	**1.0**	**7.0**	**2**	**14**	**8**	**2**	**1**	**1**	**11-5**	
01/05	Pittsburgh	S	5	4	1	-	-	1	0	1	-	-	-	W	28-3
01/12	Jacksonville	S	7	5	2	-	-	-	-	-	-	-	-	W	20-6
01/26	Green Bay	S	8	4	4	-	-	-	-	-	-	-	-	L	21-35
1996	**Postseason Totals**	**3/3**	**20**	**13**	**7**	**0**	**0**	**1**	**0**	**1**	**0**	**0**	**0**	**2-1**	

LAWYER MILLOY'S 1997 GAME-BY-GAME DEFENSIVE TOTALS

Date	Opponent	P/S	TT	UT	A	S	Yds	Int	Yds	PD	FF	FR	SpT	W/L	Score
08/31	San Diego	S	7	7	0	-	-	-	-	-	-	1	-	W	41-7
09/07	at Indianapolis	S	2	2	0	-	-	-	-	1	-	-	-	W	31-6
09/14	New York Jets	S	7	6	1	-	-	-	-	-	-	-	1	W	27-24 (OT)
09/21	Chicago	S	3	2	1	-	-	-	-	-	-	-	-	W	31-3
10/06	at Denver	S	10	6	4	-	-	-	-	-	-	-	-	L	13-34
10/12	Buffalo	S	3	2	1	-	-	1	0	1	-	-	-	W	33-6
10/19	at New York Jets	S	7	5	2	-	-	-	-	2	1	-	-	L	19-24
10/27	Green Bay	S	10	6	4	-	-	-	-	-	-	-	-	L	10-28
11/02	at Minnesota	S	10	7	3	-	-	-	-	-	1	-	-	L	18-23
11/09	at Buffalo	S	5	4	1	-	-	-	-	-	-	-	-	W	31-10
11/16	at Tampa Bay	S	12	8	4	-	-	-	-	1	-	1	-	L	7-27
11/23	Miami	S	12	10	2	-	-	-	-	1	-	-	-	W	27-24
11/30	Indianapolis	S	6	3	3	-	-	-	-	2	-	-	-	W	20-17
12/07	at Jacksonville	S	8	6	2	-	-	-	-	1	-	-	-	W	26-20
12/13	Pittsburgh	S	6	4	2	-	-	1	15	1	-	-	-	L	21-24 (OT)
12/22	at Miami	S	4	4	0	-	-	1	0	1	-	-	-	W	14-12
1997	**Season Totals**	**16/16**	**112**	**82**	**30**	**0**	**0**	**3**	**15**	**11**	**2**	**2**	**1**	**10-6**	
12/28	Miami	S	4	2	2	-	-	-	-	-	-	-	-	W	17-3
01/03	at Pittsburgh	S	10	7	3	-	-	-	-	2	-	-	-	L	6-7
1997	**Postseason Totals**	**2/2**	**14**	**9**	**5**	**0**	**0**	**0**	**0**	**2**	**0**	**0**	**0**	**1-1**	



98 BRANDON MITCHELL DT

career GP/GS

	Season	Playoffs
1997	12/0	2/0

out takes

★Brandon scored two touchdowns during his collegiate career — both on returns of 48 yards. He returned a fumble 48 yards for a touchdown in 1994. The following year, he intercepted his only pass of his collegiate career and returned it 48 yards for a touchdown.

★As a senior in high school, Brandon won the state shot put championship.

HEIGHT: 6-3	**WEIGHT:** 289
YEAR: 2ND	**YRS/PAT:** 2ND
ACQUIRED: D2 (59TH) '97	
SCHOOL: TEXAS A&M	
MAJOR: AGRICULTURAL DEVELOPMENT	
BORN: JUNE 19, 1975 ABBEVILLE, LA.	

Career Transactions

Brandon Mitchell was drafted in the second round (59th overall) in the 1997 NFL draft ... Signed by Patriots (6/6/97).

Career Highlights (GP/GS: 12/0; 2/0)

- Made his NFL debut at Indianapolis (9/7/97) and recorded his first career tackle.
- Leveled Colts punter Chris Gardocki on a punt return vs. Indianapolis (11/30/97).

Seasonal Reviews

1997 (12/0, 2/0): Appeared in 14 games as a rookie, including both playoff games ... Backed up Willie McGinest at defensive end ... Participated on special teams and was among the reserve defensive linemen who were rotated into the lineup ... Finished the season with nine tackles, including six solo stops ... He was listed among the Patriots inactives prior to four of the first five games, but worked his way into the lineup by the sixth game of the season ... Made his NFL debut at Indianapolis (9/7) and recorded his first career tackle ... Received extensive playing time in the absence of McGinest (sprained knee) and recorded two tackles vs. Buffalo (10/12) ... Saw limited playing time, but contributed at least one tackle in each of his next three games ... Leveled Colts punter Chris Gardocki on a punt return vs. Indianapolis (11/30) ... Added a solo tackle in the season finale at Miami (12/22) ... Received limited playing time in the postseason and did not record any defensive statistics.

College: Brandon started the final 34 games of his collegiate career and totaled 174 total tackles (121 solos), including a school record 33 tackles for losses ... Finished his career with 21 sacks for 130 yards and 23 defensive pressures ... Moved ahead of Sam Adams (20.5 sacks) into seventh place on the Aggie's all-time sack list. **1996 (Senior):** Started every game at left defensive end and totaled 53 tackles (31 solos), including six sacks for 33 yards ... Earned All-Big Twelve first-team honors ... Semi-finalist

for the Lombardi Award, given annually to the nation's top lineman. **1995 (Junior):** Earned first-team All-American honors from the Walter Camp Foundation after posting 52 tackles and six sacks as a junior ... Selected first-team All-Southwest Conference and finished as a semi-finalist for the Lombardi Award ... Started every game at left defensive end. **1994 (Sophomore):** Earned consensus first-team all-conference honors and was named Southwest Conference Defensive Player of the Year after starting every game at left defensive end and totaling a career-high 62 tackles (50 solos) to lead all defensive lineman ... Credited with 11 tackles for losses and added a career-high nine sacks for 71 yards, giving him a single season total of 20 stops behind the line of scrimmage for losses totaling 96 yards ... Forced two fumbles and made three recoveries ... Credited with five quarterback pressures and six pass deflections. **1993 (Freshman):** Played in every game as a reserve defensive end as a true freshman and finished the season with seven tackles (4 solos) ... Played in the Cotton Bowl vs. Notre Dame, but did not register a tackle in the game.

Personal: Brandon Pete Mitchell was born the son of Marilyn Ursin and Paul Mitchell on June 19, 1975 in Abbeville, La. ... Attended Abbeville (La.) High, where he earned prep All-American honors ... Totaled 112 tackles, including 14 for losses and seven sacks as a senior ... Posted 125 tackles as a junior ... Lettered in track and won the prep state championship in the shot put ... Majored in agricultural development at Texas A&M ... Brandon is single.

BRANDON MITCHELL'S NFL STATISTICS

Regular Season Defensive Statistics

Year	Team	G/S	TT	UT	A	S-Yds	Int	PD	FF	FR	SpT
1997	Patriots	12/0	9	6	3	0-0	0	0	0	0	0

Postseason Defensive Statistics

Year	Team	G/S	TT	UT	A	S-Yds	Int	PD	FF	FR	SpT
1997	Patriots	2/0	0	0	0	0-0	0	0	0	0	0

58 MARTY MOORE MLB

HEIGHT: 6-1	**WEIGHT:** 244
YEAR: 5TH	**YRS/PAT:** 5TH
ACQ: D7B (222ND) '94	
SCHOOL: KENTUCKY	
MAJOR: VOCATIONAL EDUCATION	
BORN: MARCH 19, 1971 PHOENIX, AZ	

Career Transactions

Marty Moore was drafted by the Patriots with the final selection (222nd player selected) in the 1994 NFL draft ... The Patriots acquired the pick as compensation from the Dallas Cowboys in exchange for quarterback Hugh Millen (4/26/93) ... Signed with the Patriots on June 1, 1994 ... Granted his unconditional free agency (2/98) and re-signed with the Patriots (4/3/98).

Career Highlights (GP/GS: 64/6; 6/1)

• Moore had two interceptions in a three-game span during the 1997 season; vs. Chicago (9/21) and vs. Buffalo (10/12). They were the first two of his career.

• Moore was the last player selected in the 1994 NFL draft, yet started the first three games of his career for the Patri-

career GP/GS

	Season	Playoffs
1994	16/4	1/1
1995	16/2	—
1996	16/0	3/0
1997	16/0	2/0
Totals	**64/6**	**6/1**

out takes

★ **Marty was the last player selected in the 1994 NFL Draft (222nd overall) and was bestowed the title of "Mr. Irrelevant '94." He became the first "Mr. Irrelevant" recipient to start in his NFL debut when he replaced Todd Collins in the starting lineup at Miami (9/4/94).**

★ **Marty was not only a standout linebacker in high school, but also a dominant fullback. He rushed for 986 yards and 10 touchdowns as a senior, including a 268-yard effort with three scores in his prep finale vs. Bell County (Ky.) High.**

★ **Marty is an outdoorsman who enjoys hunting and fishing on his off days.**

ots at inside linebacker — thus becoming the first "Mr. Irrelevant" player to start in his NFL debut

• He has not missed a game in four NFL seasons, playing almost exclusively on special teams the last three years.

• He led the team with 23 special teams tackles in 1996 and finished second with 16 in 1997. Since joining the team in 1994, he has a team-leading 62 special teams tackles.

• Made three special teams tackles in the AFC Championship Game vs. Jacksonville (1/12/97) and forced a Chris Hudson fumble, which was recovered by Mike Bartrum, to set up a 29-yard field goal by Adam Vinatieri.

• In his NFL debut (9/4/94), he forced a Terry Kirby fumble on Miami's first offensive series, which was recovered by Myron Guyton at the New England 38-yard line and resulted in a Patriots touchdown.

Seasonal Reviews

1997 (16/0, 2/0): Played in every game for the Patriots as a special teams standout … Finished second on the team in special teams tackles with 16 … Saw limited time as a defensive substitute and finished the year with eight tackles and two interceptions … Recorded three tackles in the season opener vs. San Diego (8/31) … Intercepted a Rick Mirer pass vs. Chicago (9/21) and made two defensive tackles and two special teams tackles … It was his first career interception … Two weeks later vs. Buffalo (10/12), he recorded three defensive tackles, a pair of special teams tackles and intercepted his second pass of the season … Provided three special teams tackles in two postseason games- second on the team.

1996 (16/0, 3/0): Moore participated on special teams in every game and led the team with 23 special teams tackles … His 23 tackles in 1996 equalled his two-year total entering the season … Made at least one special teams tackle in 14 of 16 regular season games and two of three playoff games … Registered multiple special teams tackles in seven regular season games with a season-high of four tackles vs. Washington (10/13) … Made three special teams tackles in the AFC Championship Game vs. Jacksonville (1/12/97) … Forced a Chris Hudson fumble in that game, which was recovered by Mike Bartrum to set up a 29-yard field goal by Adam Vinatieri … Recorded defensive tackles at Baltimore (10/6) and vs. the Jets (12/8).

1995 (16/2): Moore played in every game for the second consecutive year … He started two games after replacing Ted Johnson in the starting lineup due to a knee injury … Finished the season with 16 total tackles (15 solo) … Finished second on the team with 13 special teams tackles (9 solo) … Totaled five tackles in each of his two starts with five solo stops at San Francisco (9/17) and four tackles and an assist two weeks later vs. Denver (10/8) … Had 13 of his 16 tackles during the games he played, while Johnson rehabilitated his knee … Saw very little action at inside linebacker upon Johnson's return to the starting lineup, but made consistent contributions on special teams.

1994 (16/4, 1/1): Played in every game as a rookie ... Started four regular season games and the Patriots' playoff game at Cleveland at right inside linebacker beside Vincent Brown ... Finished the season with 25 total tackles (16 solos), batted away two passes and forced two fumbles ... Finished fourth on the team with 10 special teams tackles (four solos) ... Started the first three games of the season replacing Todd Collins, who sustained a knee injury in the final preseason game ... In the season opener (9/4) he forced a Terry Kirby fumble on Miami's first offensive series, which was recovered by Myron Guyton at the New England 38-yard line and resulted in a Patriots touchdown ... Finished his rookie debut with game highs in three categories - tackles (six), passes defensed (two, tied) and forced fumbles (one) ... Recorded a season-high nine tackles (four solos) the following week vs. Buffalo (9/11) and recorded his second forced fumble in as many games ... Recorded one defensive stop and one special teams stop in his third start (9/18) at Cincinnati ... Played in a reserve role when Collins returned for the fourth game of the season ... Was second on the team with 16 tackles after three games ... Played mostly on special teams through Week 11, when Collins suffered a season-ending injury ... Split time with David Bavaro at RILB for the final seven weeks of the season ... Started in the season finale at Chicago and recorded two tackles ... Started the Patriots' playoff game at Cleveland and finished with five tackles.

College: Moore completed his collegiate career (1989-93) with 462 tackles, two forced fumbles, three fumble recoveries, five interceptions with one touchdown and three quarterback sacks ... His 462 tackles ranked fourth on Kentucky's all-time list ... Led Kentucky in tackles his last three seasons ... Led the Southeastern Conference in tackles his sophomore and junior seasons ... Started the final 34 games of his collegiate career ... Selected first-team All-SEC as a senior (1993) ... Recorded 116 tackles (81 solos), intercepted three passes (55 yards) and forced two fumbles ... Selected second-team All-SEC by AP as a junior (1992) ... Led the conference with 148 tackles, an average of 13.4 stops per game ... Amassed a season-high 19 tackles at Cincinnati ... Selected first-team Sophomore All-American by *Football News* ... Led the SEC and set a Kentucky school record with 183 tackles, an average of 16.6 tackles per game ... Ranked third nationally in total tackles with double-digit performances in every game ... Registered 19 tackles in his first collegiate start, the 1991 season opener vs. Miami (Ohio) ... Redshirted as a freshman.

Personal: Martin Neff Moore was born the son of Carol Ann Ruck on March 19, 1971 in Phoenix, Ariz. ... He was a two-time all-district and all-region selection and earned all-state honors as a senior at Highlands High in Fort Thomas, Ky. ... Earned three letters in football, playing middle linebacker and fullback ... Rushed for 986 yards and 10 touchdowns as a senior, including a 268-yard effort with three scores in his prep finale vs. Bell County (Ky.) High ... Led the Bluebirds to a 28-7 record during his three-year career ... Also lettered in basketball ... Majored in vocational education at Kentucky and had two 4.0 GPA semesters and graduate with a 3.3 cumulative GPA ... Marty and his wife, Wendy, celebrated the birth of their first daughter Madison, during the 1998 offseason.

MARTY MOORE'S NFL STATISTICS

Regular Season Defensive Statistics

Year	Team	G/S	TT	UT	A	S-Yds	I-Yds	PD	FF	FR	SpT
1994	Patriots	16/4	25	16	9	0-0	0-0	2	2	0	10
1995	Patriots	16/2	15	14	1	0-0	0-0	0	0	0	13
1996	Patriots	16/0	2	2	0	0-0	0-0	0	0	0	23
1997	Patriots	16/0	8	6	2	0-0	2-7	2	0	0	16
Totals- 4 years		**64/6**	**50**	**38**	**12**	**0-0**	**2-7**	**4**	**2**	**0**	**62**

Postseason Defensive Statistics

Year	Team	G/S	TT	UT	A	S-Yds	I-Yds	PD	FF	FR	SpT
1994	Patriots	1/1	5	5	0	0-0	0-0	0	0	0	0
1996	Patriots	3/0	0	0	0	0-0	0-0	0	0	0	4
1997	Patriots	2/0	0	0	0	0-0	0-0	0	0	0	3
Totals - 3 years		**6/1**	**5**	**5**	**0**	**0-0**	**0-0**	**0**	**0**	**0**	**7**

Additional Postseason Statistics
Special Teams Forced Fumbles—1996 (1)



77 ZEFROSS MOSS T

Pronunciation: ZEFF-russ

career GP/GS

	Season	Playoffs
1988*	0/0	—
1989+	16/0	—
1990+	16/16	—
1991+	11/10	—
1992+	13/13	—
1993+	16/16	—
1994+	11/11	—
1995&	14/14	1/1
1996&	15/15	—
1997	15/15	2/2
Totals	**127/110**	**3/3**

* season with Dallas

\+ seasons with Indianapolis

& seasons with Detroit

out takes

★ **Zefross joined the Patriots after two seasons in Detroit, where he was coached by offensive line coach Paul Boudreau.**

★ **Zefross was not drafted, but signed with the Cowboys and was later traded to the Colts for a 10th-round draft choice.**

Career Transactions

Zefross Moss signed with the Patriots on March 31, 1997 … He originally signed with the Dallas Cowboys (4/29/88) as a non-drafted free agent … Released (8/24/88) and re-signed with the Cowboys (12/8/88) … Traded by the Cowboys to the Indianapolis Colts for a 10th-round pick in 1990 NFL Draft (8/22/89) … Placed on injured reserve with an ankle injury (12/20/91) for remainder of the season … Granted unconditional free agency Feb. 17, 1995 … Signed by Detroit on May 1, 1995 … Granted unconditional free agency Feb. 14, 1997 … Signed by the Patriots on March 31, 1997.

Career Highlights (GP/GS: 127/110; 3/3)

- Zefross joined the Patriots in 1997 and anchored the right side of the team's offensive line, opposite six-time Pro Bowl left tackle Bruce Armstrong.
- Anchored the right side of the line and helped the Patriots average 5.3 yards per rush in that direction — sixth in the NFL.
- Held Green Bay's perennial All-Pro defensive tackle Reggie White in check, limiting him to just one solo tackle and no sacks (10/27).
- Prior to joining the Patriots, Moss spent two seasons at right tackle in Detroit, blocking for Barry Sanders.
- In nine seasons, he has started 71 games at right tackle, 38 games at left tackle and once at right guard.

HEIGHT: 6-6 | **WEIGHT:** 325
YEAR: 10TH | **YRS/PAT:** 2ND
ACQ: UFA (DET) '97
SCHOOL: ALABAMA STATE
MAJOR: ELEMENTARY EDUCATION
BORN: AUG. 17, 1966 TUSCALOOSA, ALA.

Seasonal Reviews

1997 (15/15, 2/2): Started 15 games at right tackle … Missed one game due to back spasms at Buffalo (11/9) … Anchored the right side of the line and helped the Patriots average 5.3 yards per rush in that direction — sixth in the NFL … Assisted Curtis Martin's 199-yard effort vs. the Jets (9/14) on 40 carries … Left the game with back spasms vs. Buffalo (10/12), but played through the injury in the ensuing weeks … Held Green Bay's

perennial All-Pro defensive tackle Reggie White in check, limiting him to just one solo tackle and no sacks (10/27) … Forced to leave the game with back spasms at Minnesota (11/2) … Did not suit up for the following game at Buffalo (11/9) due to a back injury … Returned to the starting lineup at Tampa Bay (11/16) … Named offensive team captain vs. Indianapolis (11/30) … Made a tackle after a turnover in the divisional playoff game at Pittsburgh (1/3/98).

1996 (15/15-Detroit): Moss started 15 games for the Lions and allowed just 2.5 sacks all season … His 2.5 sacks were the fewest allowed by a Lions starting lineman last year … Once again, Barry Sanders led the league in rushing with 1,553 yards on 307 carries, averaging a whopping 5.1 yards per carry … 124 of his 307 carries went over right tackle for 676 yards, a 5.5-yard average … In all, the Lions rushing attack totaled 752 yards and had a 5.3-yard average on carries to the right, which ranked fourth in the league.

1995 (14/14, 1/1-Detroit): Started 14 games at right tackle in his first season in Detroit, missing two games due to a hamstring injury and the flu … Started the season opener at Pittsburgh, despite missing the first three weeks of training camp due to a knee injury … Led an offensive burst which allowed Sanders to rush for over 100 yards in two of his first four games … Suffered a pulled hamstring vs. San Francisco (9/25) in a Monday Night contest, which caused him to miss the remainder of that game and the following week vs. Cleveland (10/8) … Helped pave the way for Sanders' 124-yard rushing effort against Green Bay (10/15) in his return to the starting lineup … Started the next nine games at right tackle … Missed the season finale at Tampa Bay (12/23) when he contracted the flu … Returned the following week and started in his first playoff game at Philadelphia (12/30).

1994 (11/11-Indianapolis): Started the first 11 games of the season at right tackle for the Indianapolis Colts … Missed the final five games of the season due to a knee injury …helped pave the way for the Colts' 2,060 rushing yards, the most since 1988 … The Colts finished the year ranked third in the AFC and fourth overall with a 128.8-yard per game average … Marshall Faulk led the charge, rushing for 1,282 yards and 11 touchdowns, third in the AFC and fifth overall … The Colts totaled 15 rushing touchdowns, the most since 1988 … Line allowed just 28 sacks all season, which tied a franchise low (non-strike season) since adopting a 16-game season in 1978.

1993 (16/16-Indianapolis): After four seasons lining up at left tackle, Moss made the transition to right tackle and started every game for the Colts … He was just one of seven Colts to start every game … He had previously started 38 games at left tackle and once at right guard.

1992 (13/13-Indianapolis): Started 13 games at left tackle … Missed two games due to an ankle injury suffered vs. San Diego (10/18), causing him to be listed among the inactives at Miami (10/25) … He was active the following week, but did not play at San Diego (11/1) … Sustained another ankle injury vs. Buffalo (11/29) and did not play at New England (12/6).

1991 (11/10-Indianapolis): Started 10 of 11 games for the Colts, nine at left tackle and one at right guard … Suffered a knee injury at Seattle (9/29) and missed the following game vs. Pittsburgh (10/6) … Returned to action as a reserve at Buffalo (10/13) … Missed the final four games of the season due to an ankle injury.

1990 (16/16-Indianapolis): Made his NFL starting debut at left tackle in the 1990 season opener and was one of three Colts linemen to start every game.

1989 (16/0-Indianapolis): Saw limited action in all 16 games as a rookie, playing on special teams and in short-yardage situations.

1988 (0/0-Dallas): Signed with the Cowboys as a rookie free agent, but was released on Aug. 24 … Re-signed by the Cowboys on Dec. 8, but did not play.

College: Moss was a two-year starter at Alabama State, starting every game at right tackle his junior and senior seasons … Earned All-Southwest Athletic Conference honors as a senior … Also selected to the Black College All-America Team as a senior.

Personal: Zefross Moss was born Aug. 17, 1966 in Tuscaloosa, Ala. … He attended Holt High School in Holt, Ala. and earned all-state honors as a senior.

ADDITIONAL PLAYOFF STATISTICS

Misc. Offensive Tackles – 1997 (1)



85 LOVETT PURNELL TE

career GP/GS

	Season	Playoffs
1996	2/0	0/0
1997	16/2	2/0
Totals	18/2	2/0

out takes

★ Lovett's 79 receptions at West Virginia ranks 10th all-time.

★ In 1993, the Mountaineers were ranked 2nd in the nation with an 11-0 record before losing to Florida in the Sugar Bowl.

★ Lovett was Delaware's prep Player of the Year as a senior.

HEIGHT: 6-3 | **WEIGHT:** 245
YEAR: 3RD | **YRS/PAT:** 3RD
ACQUIRED: D7A (216TH) '96
SCHOOL: WEST VIRGINIA
MAJOR: SPORTS MANAGEMENT
BORN: APRIL 7, 1972 SEAFORD, DEL.

Career Transactions

Lovett Purnell was drafted by the Patriots in the seventh round (216th overall) of the 1996 NFL Draft … He was the first of two seventh round picks by the Patriots … Signed by the Patriots on July 11, 1996 … Released by the Patriots on Oct. 9 and was re-signed to the team's practice squad … Activated off the practice squad on Dec. 12, 1996.

Career Highlights (18/2; 2/0)

- Three of Purnell's five career receptions have been touchdowns.
- In 1997, Purnell finished his first full season with five receptions for 57 yards and three touchdowns. His three touchdown receptions ranked third on the team behind Ben Coates (8) and Troy Brown (6).
- Gave the Patriots a 24-17 lead over the Jets (9/14) with a 10-yard touchdown reception, the first of his career.
- Caught a 20-yard touchdown reception vs. Chicago (9/21), the longest reception of his career.

Seasonal Reviews

1997 (16/2, 2/0): Purnell appeared in every game, playing opposite Ben Coates in two-tight end formations and on special teams … Started at Indianapolis (9/7) and at Denver (10/6) when the Patriots opened the game in a double tight end set … Finished his first full season with five receptions for 57 yards and three touchdowns … His three touchdown receptions ranked third on the team … Ranked fourth on the team with 12 special teams tackles … Gave the Patriots a 24-17 lead over the Jets (9/14) with a 10-yard touchdown reception, the first of his career … Had two receptions in the game, his only multiple reception game of his career … Caught a 20-yard touchdown reception vs. Chicago (9/21), the longest reception of his career …

Grabbed his fourth career reception at Denver (10/6) ... His only other reception of the year was at Tampa Bay (11/16) — a 6-yard touchdown pass from Drew Bledsoe ... Recorded a team-high three special teams tackles vs. Pittsburgh (12/13) ... Played in both playoff games and had a reception in the wildcard victory over Miami (12/28).

1996 (2/0, 0/0): Purnell saw action in the first and last game of the 1996 season, playing a limited role on special teams ... Made his NFL debut on special teams at Miami (9/1) ... Listed among the Patriots' inactives prior to five games, Weeks 2 through 5 and again Week 16 at Dallas (12/15) ... He was released after the fifth game of the season (10/9), when the Patriots signed CB Otis Smith, and was placed on the team's practice squad ... He was activated from the practice squad (12/12) when FB Sam Gash was placed on injured reserve ... He was activated for the final game of the season, but did not record any statistics.

College: Lovett finished his collegiate career with 79 receptions for 1,173 yards and 10 touchdowns. **1995:** Earned second-team All-Big East honors and selected as team MVP by his teammates ... Started every game and finished second on the team with 614 yards and six touchdowns on 37 receptions (16.6 avg.). **1994:** Started every game and finished third on the team with 41 receptions for 547 yards and four touchdowns. **1993:** Played in every game, but did not start for a Mountaineer team which finished the regular season 11-0 and won the Big East title. **1992:** Did not play.

Personal: Lovett S. Purnell was born the son of Ronald and Betty Harmon on April 7, 1972 in Seaford, Del. ... Also, playing a part in Lovett's life were Reid and Bridgette Mitchell ... He was a three-sport first-team all-state selection his junior and senior seasons ... Was selected the Delaware State Player of the Year following his senior football campaign and earned MVP honors following the state's prep all-star game ... He is one of five children ... Lovett is single.

LOVETT PURNELL'S NFL STATISTICS

Regular Season Receiving Totals

Year	Team	G/S	No	Yds	Avg	Lg	TD
1996	Patriots	2/0	0	0	0.0	0	0
1997	Patriots	16/2	5	57	11.4	20t	3
Totals - 2 years		**18/2**	**5**	**57**	**11.4**	**20t**	**3**

Additional Regular Season Statistics

Fumbles/Lost/ Own Recovered/Out of Bounds — 1997 (0/0/1/0)

Postseason Receiving Statistics

Year	Team	G/S	No	Yds	Avg	Lg	TD
1996	Patriots	0/0	0	0	0.0	0	0
1997	Patriots	2/0	1	4	4.0	4	0
Totals - 2 years		**2/0**	**1**	**4**	**4.0**	**4**	**0**

Single-Game Career Highs

Regular Season

Receptions – 2 vs. the NY Jets (9/14/97)
Yards – 25 vs. the NY Jets (9/14/97)
Avg. Per Catch – 20.0 vs. Chicago (9/21/97)
Longest – 20t vs. Chicago (9/21/97)
Touchdowns – 1 (3 times) Most recent at Tampa Bay (11/16/97)

60 SCOTT REHBERG G/T

career GP/GS

	Season	Playoffs
1997	6/0	0/0

out takes

- Scott was the largest player to ever wear a Chippewa uniform at Central Michigan.
- At 6-feet-8-inches, Scott is among the largest Patriot players in franchise history.
- Scott maintained a 3.35 GPA at Central Michigan and earned Scholar Athlete of the Year.
- Scott went to high school with Derek Jeter at Central High in Kalamazoo.

HEIGHT: 6-8	**WEIGHT:** 330
YEAR: 2ND	**YRS/PAT:** 2ND
ACQUIRED: D7 (230TH) '97	
SCHOOL: CENTRAL MICHIGAN	
MAJOR: SOCIAL SCIENCES	
BORN: NOV. 17, 1973 KALAMAZOO, MICH.	

Career Transactions

Scott Rehberg was drafted in the seventh round (230th overall) in the 1997 Draft … Signed by the Patriots (6/19/97).

Seasonal Reviews

1997 (6/0, 0/0): Rehberg was active for seven games as a rookie and appeared in six … Made his NFL debut in the 1997 season opener vs. San Diego (8/31) when Zefross Moss left the game with an elbow injury … Substituted at tackle and on special teams at Indianapolis (9/7) … He was reported among the Patriots inactives prior to the next four games … Active, but did not play at New York (10/19) … Appeared in the next four games on special teams (10/27-11/16), but was listed inactive for the final seven games of the season, including both playoff games.

College: Scott was an imposing physical specimen during his career at Central Michigan. **1996:** He was a consensus All-Mid American Conference selection as a senior … Posted 74 knockdowns while starting every game at left tackle … Earned Player of the Game honors as the offense amassed 441 yards vs. Virginia's heralded defense. **1995:** All-MAC second-team and Academic All-MAC first-team pick … Started every game at left tackle … Led blocking unit which helped offense average 179.5 yards per game rushing … Credited with 97 knockdowns blocks. **1994:** Started the first two games and the season finale at left tackle. **1993:** Emerged as one of the Mid-American Conference's rising stars as a redshirt freshman. **1992:** Redshirted as a freshman.

Personal: Scott Rehberg was born the son of Sandy and Paul Rehberg on Nov. 17, 1973 in Kalamazoo, Mich. … He attended Central High in Kalamazoo and lettered in football and track … He was a second-team all-state selection as a senior … Garnered *Detroit Free Press* "Fabulous 50" honors during his final two seasons … Competed as a two-way tackle, averaging five tackles per game as a senior … Selected to play in the state's high school all-star game … Finished third in both the conference and regional finals in the discus … Majored in social science … Earned the Scholar Athlete of the Year and was a two-time academic all-conference academic selection (1996-97) … Scott's wife, Tyna, is a teacher.

71 TODD RUCCI G

career GP/GS

	Season	Playoffs
1993	2/1	—
1994	13/10	1/1
1995	6/5	—
1996	16/12	3/3
1997	16/16	2/2
Totals	**53/44**	**6/6**

out takes

★Todd was originally recruited to Penn State as a defensive end.

★Todd is a partner of a health and fitness center in Upper Darby, PA

★Todd enjoys jet skiing and other water sport activities.

★Todd keeps an offseason home in San Diego, Calif.

HEIGHT: 6-5 | **WEIGHT:** 296
YEAR: 6TH | **YRS/PAT:** 6TH
ACQUIRED: D2B (51ST) '93
SCHOOL: PENN STATE
MAJOR: HEALTH EDUCATION
BORN: JULY 14, 1970 UPPER DARBY, PA.

Career Transactions

Todd Rucci was drafted by the Patriots in the second round of the 1993 NFL draft (51st player selected) with one of the selections acquired from Miami in exchange for wide receiver Irving Fryar ... Signed with the Patriots (7/22/93) ... Placed on injured reserve with pectoral muscle injury (9/19/93) ... Re-signed by Patriots (2/24/98).

Career Highlights (GP/GS: 53/44; 6/6)

- Rucci started in his NFL debut, but missed 14 games his rookie year after suffering a torn right pectoral muscle while lifting weights. He returned from the injury to regain his starting position in 1994, starting 10 of 13 games at the end of the season.
- Enjoyed his first full season as a starter in 1997 and teamed with Zefross Moss to form a powerful blocking tandem. Patriots backs averaged 5.3 yards per carry when rushing to the right- the sixth highest total in the league in 1997.
- Named offensive team captain vs. Pittsburgh (12/13).
- During his career, Todd has started all six Patriots playoff games, including Super Bowl XXXI.

Seasonal Reviews

1997 (16/16, 2/2): Started every game at right guard ... Complemented right tackle Zefross Moss, forming a powerful run-blocking tandem ... Patriots backs averaged 5.3 yards per carry when rushing to the right- the sixth highest total in the league (research provided by Stats Inc.) ... Recorded a tackle after a Drew Bledsoe interception and forced a fumble vs. Green Bay (10/27) ... Credited with his second tackle of the season at Tampa Bay (11/16) after a Patriots turnover ... Named offensive team captain vs. Pittsburgh (12/13) ... Started both playoff games.

1996 (16/12, 3/3): Rucci played in every game, starting the final 12 regular season games and each of the three playoff

games at right guard ... He was the only Patriots starting offensive linemen who did not allow a full sack all season, but shared the responsibility on one sack ... Was a key member of an offensive line which allowed just 30 sacks all season ... Their sack ratio of one sack for every 21.9 passes ranked sixth in the league ... Paved the way for Curtis Martin to eclipse the 1,000-yard rushing plateau for the second consecutive season - the first Patriots running back to accomplish the feat ... Allowed the running lanes for Martin to rush for over 140 yards in three different games; Oct. 13 vs. Washington (164 yards), Nov. 24 vs. Indianapolis (141) and in the divisional playoff game Jan. 5 vs. Pittsburgh (166).

1995 (6/5): Rucci opened the 1995 season as the starter at right guard, but lost that role in the sixth game of the season when he was replaced by Bob Kratch prior to the Kansas City contest (10/15) ... He was reported among the Patriots' inactives prior to each of the remaining 10 games of the season.

1994 (13/10, 1/1): Started the final 10 games of the season and the Patriots' playoff game at Cleveland after replacing an injured Doug Skene (knee) vs. the Raiders (10/9) ... Played on punt coverage and field goal teams ... Downed a "pooch" punt at the one-yard line in a 24-13 victory vs. the Jets (12/4) ... Allowed only 1.5 sacks in 10 starts at right guard on a unit which only allowed 22 sacks all season.

1993 (2/1): Started in his professional debut in the 1993 season opener at Buffalo (9/5) ... Played, but did not start, the following week vs. Detroit (9/12) ... Suffered a torn right pectoral muscle prior to the third game of the season and was placed on the reserve injured list (9/17) for the remainder of the year ... The injury occurred while lifting weights ... He spent the remainder of the year rehabilitating from the injury.

College: Proved to be a superb pass protector and an aggressive drive blocker in Joe Paterno's system at Penn State (1989-92) ... Originally recruited to Penn State as a defensive lineman, but made the successful transition to offense in the spring of 1990 ... Played right tackle for the Nittany Lions from 1990 through 1992 ... Started five of final six games at right tackle in 1992 as a senior ... Received the Red Worrell Award as the most improved offensive player in the 1991 spring drills ... Played in every game as a sophomore, averaging over 12 minutes of action in each contest ... Competed among the defensive linemen as a freshman.

Personal: Todd L. Rucci was born on July 14, 1970 in Upper Darby, Pa. ... He was an all-state selection as a senior at Upper Darby (Pa.) High and was selected to play in Pennsylvania's Big 33 All-Star football game in 1988 ... Did not play football as a junior in high school ... Majored in health education at Penn State ... Todd keeps an offseason residence in San Diego, Calif.

TODD RUCCI'S NFL STATISTICS

Games Played/Games Started – 53/44
Misc. Tackles – 1996 (1)



51 BERNARD RUSS OLB

career GP/GS

	Season	Playoffs
1997	2/0	2/0

out takes

- ★ Bernard won the "Gridiron Gladiator Award" for on-field intensity from WVU's coaches.
- ★ Bernard's favorite team growing up was the 49ers.
- ★ Bernard speaks French. He is one of two French speaking players on the team (along with Denis Montana).

HEIGHT: 6-1	**WEIGHT:** 238
YEAR: 1ST	**YRS/PAT:** 1ST
ACQUIRED: FA '97	
SCHOOL: WEST VIRGINIA	
MAJOR: SOCIOLOGY	
BORN: NOV. 4, 1973 UTICA, N.Y.	

Career Transactions

Bernard Russ was signed to the Patriots practice squad on Aug. 27, 1997 … Activated by Patriots (12/9/97) … Originally signed with the Baltimore Ravens as a non-drafted free agent, but was released during training camp.

Career Highlights

- Played in the final four games of the 1997 season for the Patriots, including both playoff games.

Seasonal Reviews

1997 (2/0, 2/0): Russ was activated from practice squad on Dec. 9, and made his NFL debut on special teams vs. Pittsburgh (12/13) … Recorded his first special teams tackle in the season finale at Miami (12/22) … Made a special teams tackle vs. Miami (12/28) in the wild-card playoff game … Credited with a pair of special teams tackles in the Patriots' divisional playoff game at Pittsburgh (1/3/98) … Spent the first 14 weeks of the season on the practice squad.

College: Russ was a two-year starter at West Virginia … He led the Mountaineers with 88 tackles as a senior and earned second-team All-Big East honors … He recorded 12 tackles in the Gator Bowl … He won the "Gridiron Gladiator Award" for on-field intensity from WVU's coaches … Finished second on the team with 78 tackles as a junior in 1995 … Recorded two sacks and had an interception at East Carolina and Boston College … Transferred to West Virginia from Arizona Western JC after earning JUCO All-American honors.

Personal: Bernard Dion Russ was born the son of Bernard Russ and Yvonne Brown on Nov. 4, 1973 in Utica, N.Y. … He attended Collinwood High in Cleveland, Ohio … He has been active in the community since joining the Patriots … He enjoys going to movies in his leisure time … Bernard has a daughter, Anise (6/28/91).

BERNARD RUSS' NFL STATISTICS

1997 Special Team Tackles
Regular Season – 1
Postseason – 3



23 SEDRICK SHAW RB

career GP/GS

	Season	Playoffs
1997	1/0	2/0

out takes

- ★Sedrick rushed for over 1,000 yards three consecutive seasons at Iowa and holds the school's all-time rushing records with 837 carries for 4,156 yards and 33 touchdowns.
- ★As a freshman at Iowa, Sedrick returned his first kickoff 75 yards in his collegiate debut.
- ★Sedrick out-played counterpart Byron Hanspard in the Alamo Bowl when he rushed for 113 yards and a touchdown on 20 carries to earn MVP honors.
- ★Sedrick was a *Super Prep* All-American at Lyndon B. Johnson High in Austin.

Career Transactions

Sedrick Shaw was drafted by the Patriots with the first pick in the third round (61st player overall) of the 1997 NFL draft with a pick obtained from the New York Jets, along with a 1997 fourth round pick (Damon Denson), a 1998 second-round pick (Tony Simmons) and a 1999 first-round pick, as compensation for the loss of head coach Bill Parcells.

Career Highlights (GP/GS: 1/0; 2/0)

• Shaw saw limited playing time in his rookie season. He received his first opportunity in the Patriots' divisional playoff game at Pittsburgh (1/3/98) when he split time with Derrick Cullors and finished with 22 yards on 10 carries.

Seasonal Reviews

1997 (1/0, 2/0): Shaw was active for two games and appeared in one during the regular season ... Appeared in both playoff games ... Made his NFL debut at Tampa Bay (11/16), but saw only limited playing time on special teams ... Carried the ball for the first time in the Patriots' divisional playoff game at Pittsburgh (1/3/98) ... Split time with Derrick Cullors in that game, replacing the injured Curtis Martin, and led the team with 10 carries for 22 yards ... His longest carry was a 9-yard gain ... Added one reception for 13 yards.

HEIGHT: 6-0	**WEIGHT:** 214
YEAR: 2ND	**YRS/PAT:** 2ND
ACQUIRED: D3A (61ST) '97	
SCHOOL: IOWA	
MAJOR: SOCIOLOGY	
BORN: NOV. 16, 1973 AUSTIN, TEXAS	

College: Set Iowa rushing records with 837 carries for 4,156 yards and 33 touchdowns ... Started 36 of 46 games and finished his collegiate career with an average of 90.35 yards per game ... Totaled 51 career receptions for 438 yards (8.6 avg.) and two touchdowns ... Added 380 yards on

16 kickoff returns ... Accumulated 4,974 all-purpose yards and 35 touchdowns during his collegiate career ... Averaged 108.13 yards per game during his career ... Rushed for over 1,000 yards in each of his three seasons as a starter. **1996 (Senior):** Rushed for 1,116 yards and nine touchdowns on 224 carries (5.0 avg.) to earn first-team All-Big Ten Conference honors. **1995 (Junior):** Earned All-Big Ten Conference honorable mention after rushing for a career-high and setting school rushing records with 1,477 yards and 15 touchdowns on just 316 carries (4.7 avg.) in 12 games ... His rushing totals eclipsed Dennis Mosley's school-record of 270 carries for 1,267 yards and 12 touchdowns set in 1979 and the 12 touchdowns by Nick Bell in 1990 ... Shaw's 92 points rank fourth on the Hawkeyes' single-season record list ... Finished the season ranked 16th in the nation in rushing (122.0 yards per game) ... Caught 16 passes for 144 yards (9.0 avg.) ... Earned Most Valuable Player of the Game honors in games against Iowa State, Ohio State, Michigan State, Northwestern and Wisconsin ... Rushed for over 100 yards eight times, including two games in which he eclipsed the 200-yard plateau ... Amassed a career-high 250 yards on 42 carries (6.0 avg.) and caught a pair of passes for 17 yards in a 21-7 victory over Michigan State ... His 42 carries set a school record ... His 250 yards rushing rank second on Iowa's all-time annals trailing Ed Podolak (286 yards in 1968) ... Eclipsed the 200-yard plateau for the second time of the season with 214 yards and three touchdowns on 41 attempts in a 33-20 victory over Wisconsin (11/18) ... It was the first time an Iowa back had rushed for over 200 yards twice in one season ... No other back in school history had ever reached that plateau twice in their career. **1994 (Sophomore):** Started every games at halfback and rushed for 1,002 yards and seven touchdowns on 170 carries (5.9 avg.) ... Added seven receptions for 100 yards and a touchdown ... Finished second on the team with seven touchdowns. **1993 (Freshman):** Played in every game, starting the final three contests ... Finished the year with 561 yards and a pair of touchdowns on 127 carries (4.4 avg.) ... His 561 yards rushing set a school record for a freshman ... Added 115 yards on 14 receptions (8.2 avg.) ... Returned 16 kickoffs for 380 yards (23.8 avg.) ... Debuted as a kick returner as a freshman and returned his first kick 75 yards in the 1993 season opener vs. Tulsa (9/4). 1992 (Redshirt Season).

Personal: Sedrick Anton Shaw was born Nov. 16, 1973 in Austin, Texas ... Attended Lyndon B. Johnson High in Austin, Texas, where he earned All-American honors and was selected second-team all-state as a running back ... Rated the sixth-best prospect in the state of Texas by the Austin American-Statesman ... Rushed for 1,120 yards with seven touchdowns and caught six passes for 150 yards as senior ... Also excelled in track, running on the school's national champion mile relay team (3:10.4) ... Also competed in the 200m (21.3) and 400m (46.9) ... Earned all-district academic honors ... Majored in sociology at Iowa.

SEDRICK SHAW'S NFL STATISTICS

Regular Season Offensive Statistics

			Rushing					Receiving				
Year	Team	G/S	No	Yds	Avg	Lg	TD	No	Yds	Avg	Lg	TD
1997	Patriots	1/0	0	0	0.0	0	0	0	0	0.0	0	0

Postseason Offensive Statistics

			Rushing					Receiving				
Year	Team	G/S	No	Yds	Avg	Lg	TD	No	Yds	Avg	Lg	TD
1997	Patriots	2/0	10	22	2.2	9	0	1	13	13.0	13	0



53 CHRIS SLADE OLB

PRO BOWL 1997

career GP/GS

	Season	Playoffs
1993	16/5	—
1994	16/16	1/1
1995	16/16	—
1996	16/9	3/3
1997	16/16	2/2
Totals	80/62	6/6

out takes

- ★ Chris and veteran NFL running back Terry Kirby are fourth cousins – Chris' grandfather (Louis Slade) and Kirby's grandmother (Francis Kirby) were second cousins.
- ★ Chris and Terry grew up approximately half a mile apart in Tabb, Va. They both excelled in football and basketball. Tabb High honored both players by retiring each of their uniform numbers in both sports.
- ★ Chris is an avid fan of professional wrestling.
- ★ Chris has been very active in the community with Special Olympics, the United Way and the American Cancer Society and has quickly become one of the most recognizable sports celebrities in Boston.

Career Transactions

Chris Slade was drafted by the Patriots with their first of three selections in the second round of the 1993 NFL draft (31st player selected) ... He became a restricted free agent on Feb. 15, 1996, but re-signed with the Patriots on May 28, 1996 ... Re-negotiated a long-term contract on Feb. 5, 1997.

Career Highlights (GP/GS: 80/62; 6/6)

- Voted to his first Pro Bowl as a defensive starter in 1997 after leading the Patriots with nine sacks. It was the third time in his five-year career that he had recorded at least nine sacks.
- Enters the 1998 season with 38.5 career sacks- eighth in franchise history. Of those 38.5 sacks, 29.5 have come at Foxboro Stadium. In the same number of games (40), Slade has produced three times as many sacks at home (29.5 for 210 yards) as he has on the road (9 for 76 yards).
- Set a career-high with 3.5 sacks for 34.5 yards vs. San Diego (11/20/94)- the most by a Patriot in eight years (Andre Tippett - 10/26/86).
- Earned AFC Defensive Player of the Week honors for his performance in the first round of the playoffs vs. Miami (12/28/97) when he became just the second player since 1982 to record a sack, an interception and recover a fumble in a playoff game. He returned the interception 22 yards.
- Named defensive captain vs. the Jets (9/14/97) and responded with three sacks for 16 yards, two passes defensed and a forced fumble to earned Staples Star of the Game honors.
- Earned AFC Defensive Player of the Month honors for September (1997) after totaling 20 tackles, including four sacks and causing two fumbles.

HEIGHT: 6-5	**WEIGHT:** 245
YEAR: 6TH	**YRS/PAT:** 6TH
ACQUIRED: D2A (31ST) '93	
SCHOOL: VIRGINIA	
MAJOR: SOCIOLOGY	
BORN: JAN. 30, 1971 NEWPORT NEWS, VA.	

• Tipped a Todd Collins pass to himself at the 1-yard line and waltzed in for a touchdown in a 31-10 victory at Buffalo (11/9). It was his first career interception returned for a touchdown and the second touchdown of his career - the first came on a 27-yard fumble returned for a touchdown at Buffalo on Nov. 26, 1995.
• Led the team with 11 tackles (10 solos) vs. Green Bay (1/26/97) in Super Bowl XXXI. Finished second on the team with 28 postseason tackles and shared the lead with two postseason sacks.
• One of his best games of 1995 came in a Monday Night victory over Buffalo (10/23) when he delivered eight defensive hits, including a four-yard sack of Jim Kelly, and was involved in two turnovers - forcing one fumble and recovering another.
• Recorded career-highs with 105 tackles and 9.5 sacks in 1994. Eight of those 9.5 sacks came against playoff-bound teams.
• Led all AFC rookies with nine sacks in 1993. Only NFC rookie Dana Stubblefield had more (10.5).
• In just his second NFL game, Slade recorded nine hits and three sacks vs. Detroit (9/12/93). It was the first three sack performance by a Patriot since 1987 (Andre Tippett). Slade followed with an 11-tackle, two-sack performance against Seattle (9/19/93) to combine for 20 tackles and five sacks in just two games.
• He has played in every game (80) since joining the Patriots in 1993.

Seasonal Reviews

1997 (16/16, 2/2): Earned his first trip to the Pro Bowl as a defensive starter … Earned first-team All-AFC honors from *Pro Football Weekly* and the *Football News* … Started every game at outside linebacker for the Patriots and led the team with nine sacks for 46 yards … His nine sacks ranked eighth in the AFC… Finished fifth on the team with 88 tackles … Credited with eight passes defensed, including an interception which he returned 1 yard for a touchdown at Buffalo (11/9) … Also forced two fumbles … Recorded his first sack of the season at Indianapolis (9/7) and finished with six total tackles, including one for a loss of 3 yards … Named defensive captain vs. the Jets (9/14) and responded with three sacks for 16 yards, two passes defensed and a forced fumble … Earned Staples Star of the Game honors and was an AFC Defensive Player of the Week finalist for his efforts … Closed out the first month of the season with six stops vs. Chicago (9/21), which earned him AFC Defensive Player of the Month honors for the month of September … Logged another pair of sacks vs. Buffalo (10/12), giving him six sacks in the first six games of the season- five of which were recorded at Foxboro Stadium … Tipped a Todd Collins pass to himself at the 1-yard line and waltzed in for a touchdown in a 31-10 victory at Buffalo (11/9) … It was his first career interception returned for touchdown and the second touchdown of his career- the first came on a 27-yard fumble return for a touchdown at Buffalo on Nov. 26, 1995 … Recorded a season-high nine tackles at Tampa Bay (11/16) … Posted a pair of sacks the following week vs. Miami (11/23)- his third multiple-sack game of the year … Recorded his ninth sack of the season at Jacksonville (12/7) … Matched his season-high with nine tackles vs. Pittsburgh (12/13) … Earned co-Staples Star of the Game honors in the regular season finale at Miami (12/22) when he totaled seven tackles (6 solos) … Earned AFC Defensive Player of the Week honors for his performance in the first round of the playoffs vs. Miami (12/28) when he became just the

second player since 1982 to record a sack, an interception and recover a fumble in a playoff game ... Finished the game with four tackles, including a Dan Marino sack, a 22-yard interception return, two passes defensed and a fumble recovery ... Posted seven tackles the following week at Pittsburgh (1/3/98), including half a sack and deflected his third pass of the postseason ...Finished the postseason ranked third on the team with 11 tackles and second with 1.5 sacks.

1996 (16/9, 3/3): Voted defensive co-captain by his teammates ... Extended his streak of consecutive games played to 64 ... Started nine of the first 11 games before being platooned with Dwayne Sabb for the final five games of the season ... Returned to the starting lineup for each of the Patriots' playoff games, including Super Bowl XXXI ... Finished the season with 69 total tackles, fourth on the team ... He posted seven quarterback sacks for -73 yards ... His yardage total led the team, while his seven sacks ranked second behind Willie McGinest who had 9.5 ... He intercepted his first pass, one of three passes defensed for the season ... He also forced three fumbles during the season ... He did not start in the season opener at Miami (9/1) due to a hip flexor injury, snapping a consecutive starting streak at 32 games ... Started at Buffalo (9/8) and had his most complete game of the season, posting a team-high 10 tackles, dropping Jim Kelly for 9 yards on his first sack of the season and recording his first career interception ... Led the team in tackles the following week when he posted nine in a 31-0 shutout victory over Arizona (9/15) ... Preserved the shutout late in the game when he sacked Kent Graham and forced a fumble inside the Patriots' 10-yard line ... The fumble was recovered by Mike Jones and returned 31 yards ... Led the team in tackles for the third consecutive week with six hits vs. Jacksonville (9/22) and recorded a sack for the third consecutive game ... Earned Miller Lite Player of the Game honors after applying continuous pressure on Jim Harbaugh in a 27-9 victory over the Colts (10/20) ... Posted seven tackles vs. Miami (11/3) ... Saw reserve action the following week at the Jets (11/10) and made just two tackles ... Returned to the starting lineup vs. Denver (11/17) and registered nine tackles, including his fourth sack of the season, ending a six-game drought ... Relegated to a reserve role in the last five games of the season, yet posted sacks in three consecutive games during the month of December, beginning with a sack at San Diego (12/1) ... Forced a Stan Humphries fumble on the play and was credited with a 22-yard sack as the ball rolled into the end zone and was recovered by McGinest for a touchdown ... Dropped Glen Foley for a loss of 8 yards vs. the Jets (12/8) ... Registered his seventh sack of the season when he dumped Troy Aikman for an 11-yard loss at Dallas (12/15) ... Pressured Dave Brown and recorded four tackles, but did not get credit for a sack in the season finale at the Giants (12/21), ending a three-game sack streak ... Returned to the starting lineup and posted sacks in each of the first two playoff games ... Recorded eight tackles in the 28-3 playoff victory over the Steelers (1/5/97) ... Applied continuous pressure on Mark Brunell and was credited with one sack in the AFC Championship Game, while totaling nine tackles in the 20-6 victory (1/12/97) ... Led the team with 11 tackles, including 10 solos, vs. Green Bay (1/26/97) in the Super Bowl ... Finished second on the team with 28 postseason tackles and shared the lead with two quarterback sacks.

HOME FIELD ADVANTAGE

Chris Slade plays with great emotion and is the kind of player who will bring a home crowd to its feet. In his first five seasons, he has given the home crowd plenty to cheer about. Of his 38.5 career sacks, Slade has gathered 29.5 before the Foxboro faithful. In just as many games (40), Slade has recorded three times as many sacks at home than he has on the road. His sack totals entering the 1998 season, both at home and on the road, are listed below:

	Games	Sacks	Yards Lost
Home:	40	29.5	210
Away:	40	9.0	76

1995 (16/16): Started every game for the Patriots at right outside linebacker and recorded 95 tackles - tied for second on the team with Terry Ray ... Had a career-low four sacks for 16 yards, but helped pressure the quarterback into the direction of teammate Willie McGinest, who finished the season with a career-high 11 sacks ... Despite his low sack production, he was still recognized as one of the dominant forces in the AFC and was selected as an alternate for the Pro Bowl ... Earned his first career AFC Defensive Player of the Week honors for his performance in the

Patriots' season-opening victory over Cleveland (9/3) when he led the team with 11 tackles, including his first sack of the season ... One of his best games came in a Monday Night victory over Buffalo (10/23) when he delivered eight defensive hits, including a four-yard sack of Jim Kelly, and was involved in two turnovers, forcing one fumble and recovering another ... Recorded nine tackles in games vs. Carolina (10/29) and Indianapolis (11/19) ... Turned in solo sack performances in both games against the Jets, for a loss of 2 and 9 yards respectively ... Scored his first touchdown of his career at Buffalo (11/26) on what was originally recorded as a 27-yard interception return ... It was later ruled that the loose ball Slade caught in mid-air was a Jim Kelly fumble, forced when hit by Willie McGinest ... It was his third career fumble recovery... The score came with 57 seconds remaining in the fourth quarter with the Patriots protecting a three-point lead in the game ... The touchdown secured a 35-25 victory and the Patriots' first series sweep of the Bills since 1987 ... He finished the game with eight tackles (6 solo).

1994 (16/16, 1/1): Started every game at right outside linebacker and finished the season with a career-high 105 tackles, second only to Vincent Brown (118) ... Led the team for the second straight year with 9.5 sacks, eight of which came vs. playoff-bound teams ... Of his 9.5 sacks, 7.5 were at Foxboro Stadium ... Selected as the Defensive MVP by the 1776 Quarterback Club ... Earned player of the game honors by team sponsors after five games ... Opened the season with three tackles and a sack for 9 yards at Miami (9/4) ... Recorded a season-high with 10 hits (seven solos) and assisted on a sack the following week in the home-opener vs. Buffalo (9/11) ... Earned the E.B. Horn Defensive Player of the Game honors ... Made five stops including a 6-yard sack in a 23-17 win over Detroit (9/25) to earn the Staples Star of the Game honors ... Deflected a pass at the line of scrimmage which was intercepted by Myron Guyton to seal the victory ... Registered eight tackles, including 2.5 sacks in a 17-16 victory vs. Green Bay (10/2), collecting unanimous player of the game honors from Miller Lite, E.B. Horn and Staples ... Recorded eight or more tackles in eight of 10 games during a stretch between October 2 through December 11 ... Forced a Cris Carter fumble in the Patriots' 26-20 overtime victory vs. Minnesota (11/13) ... Set a career-high with 3.5 sacks for 34.5 yards the following week in a 23-17 victory over San Diego (11/20) ... His 3.5 sacks were the most in a game since Andre Tippett recorded 3.5 on October 26, 1986 ... Earned Miller Lite Player of the Game, Staples Star of the Game and E.B. Horn Defensive Player of the Game honors for his performance ... tied his season-high with 10 tackles (six solos), including an 18-yard sack which caused a Don Majkowski fumble vs. Indianapolis

PATRIOTS CAREER SACK LEADERS

Chris Slade has averaged just over 7.5 sacks per season since joining the Patriots in 1993. Entering the season, he already ranks 8th among the Patriots' all-time career sack leaders. Another 7.5 sacks would propel him past Larry Eisenhauer into fifth place on the Patriots all-time list. The top 10 sack leaders in franchise history are listed below:

	Name	Sacks	GP	Years
1.	Andre Tippett	100.0	151	1982-88, 90-93
2.	Julius Adams	79.5	206	1971-77, 79-85, 87
3.	Tony McGee	72.5	119	1974-81
4.	Ray Hamilton	54.0	132	1973-81
5.	Larry Eisenhauer	45.5	115	1961-69
6.	Brent Williams	43.5	121	1986-93
7.	Houston Antwine	39.0	142	1961-71
8.	**Chris Slade**	**38.5**	**80**	**1993-97**
9.	Garin Veris	36.0	78	1985-88, 90-91
10.	Richard Bishop	32.5	85	1976-81

(12/11), to earn Miller Lite Player of the Game accolades for the third time of the year ... Closed out the season with five tackles in the Patriots' playoff game at Cleveland (1/1/95).

1993 (16/5): Played in all 16 games, starting five at right outside linebacker ... Led all AFC rookies with nine sacks, second only to Dana Stubblefield, who led all NFL rookies with 10.5 sacks ... Named to the 1993 All-Rookie Team by *Football News* ... His nine sacks were the most by a Patriot rookie since Garin Veris had 10.5 in 1985 ... They were also the most by a Patriot since Andre Tippett recorded 12.5 sacks in 1987 ... Finished second among Patriot rookies with 38 tackles, 12th overall ... Led the team with three forced fumbles, recovered another ... After a hitless NFL debut at Buffalo (9/5), Slade made an immediate impact in the two ensuing games vs. Detroit (9/12) and Seattle (9/19), combining for 20 hits, including five quarterback sacks ... His three-sack effort vs. Detroit were the most by a Patriot since Andre Tippett made three vs. Dallas in 1987 ... He was selected by a local media panel as the Patriots' Miller Lite Player of the Game ... The following week, he posted a season-high 11 stops, including two sacks in a losing cause vs. Seattle ... He became the first Patriot to have back to back multiple-sack games since Garin Veris in 1987 ... Forced a Jim Kelly fumble on a sack which was recovered by the Patriots in a losing cause vs. Buffalo (11/10) ... Closed out the season with a sack in a 33-27 overtime victory vs. Miami (1/2/94).

College: Slade was a four-year letterman at Virginia (1989-92) … He set the ACC's all-time record with 40 quarterback sacks, topping the previous mark of 28, set by Michael Dean Perry of Clemson (1984-87) ... Compiled 299 career tackles, ninth in school history. **1992:** Selected first-team All-American by Associated Press, Football Writers Association, *Football News, The Sporting News, United Press International* and Walter Camp ... Received *Football News'* Defensive Player of the Year honors ... Earned unanimous all-conference honors with 14 sacks among his 74 total tackles as a senior. **1991:** Earned All-American recognition as a junior from *College and Pro Football Newsweekly, Football News* and *Associated Press* ... Completed his junior year with 99 tackles (30 solo) and 14 sacks ... Drew national attention with his single-game, super-human effort vs. Virginia Tech, which included 14 tackles, five quarterback sacks, two passes batted away, a forced fumble and a fumble recovery in the 38-0 shutout. **1990:** Earned All-American honorable mention recognition from UPI following his sophomore season after playing in 10 games, recording 74 tackles (15 solo), including seven sacks and nine hits for losses. **1989:** He received honorable mention All-American accolades by *The Sporting News* ... Won the Bill Dudley Award, given annually to the top Cavalier freshman.

Personal: Christopher Carroll Slade was born the son of Pam and Larry Slade on Jan. 30, 1971 in Newport News, Va. ... He is the middle of three children … An All-America Team selection by both *Super Prep* and *Street and Smith's* while starring at Tabb (Va.) High ... Received all-state, all-region, all-peninsula and all-district honors as a senior ... Was a four-time all-district selection in basketball while becoming the first player in York River District history to score over 1,000 points with over 1,000 rebounds in a career ... Played on the same football and basketball team with his cousin, Terry Kirby ... Majored in sociology at Virginia ... Active in community affairs, speaking to school children about the importance of staying in school and achieving goals ... Chris is single.

CHRIS SLADE'S NFL STATISTICS

Regular Season Defensive Statistics

Year	Team	G/S	TT	UT	A	S-Yds	I-Yds	PD	FF	FR	SpT
1993	Patriots	16/5	38	25	13	9.0-63	0-0	0	3	1	1
1994	Patriots	16/16	105	63	42	9.5-88	0-0	3	4	0	0
1995	Patriots	16/16	95	71	24	4-16	0-0	4	1	2	1
1996	Patriots	16/9	69	50	19	7-73	1-2	3	3	0	0
1997	Patriots	16/16	88	62	26	9-46	1-1	8	2	0	0
Totals-5 years		**80/62**	**395**	**271**	**124**	**38.5-286**	**2-3**	**18**	**13**	**3**	**2**

CHRIS SLADE'S NFL STATISTICS (CONTINUED)

Additional Regular Season Statistics
Touchdowns- 1995 (27-yard fumble return at Buffalo 11/26), 1997 (1-yard interception return at Buffalo 11/9)
Fumbles/Lost- 1996 (1/1)

Postseason Defensive Statistics

Year	Team	G/S	TT	UT	A	S-Yds	I-Yds	PD	FF	FR	SpT
1994	Patriots	1/1	5	4	1	0-0	0-0	0	0	0	0
1996	Patriots	3/3	28	20	8	2-9.5	0-0	0	1	0	0
1997	Patriots	2/2	11	9	2	1.5-6.0	1-22	3	0	1	0
Totals - 3 years		**6/6**	**44**	**33**	**11**	**3.5-15.5**	**1-22**	**3**	**1**	**1**	**0**

Single-Game Career Highs
Regular Season
Tackles – 11 (2 times) Most recent vs. Cleveland (9/3/95)
Unassisted Tackles – 8 vs. Cleveland (9/3/95)
Assists – 6 vs. Miami (10/30/94)
Sacks – 3.5 vs. San Diego (11/20/94)
Touchdowns – 1 (twice) Most recent at Buffalo (11/9/97) on a 1-yard interception return
Interceptions – 1 (twice) Most recent at Buffalo (11/9/97) on a 1-yard interception return

Postseason
Tackles – 11 vs. Green Bay in Super Bowl XXXI (1/26/97)
Unassisted Tackles – 10 vs. Green Bay (1/26/97)
Assists – 4 vs. Jacksonville (1/12/97)
Sacks – 1 (three times) Most recent vs. Miami (12/28/97)
Interceptions – 1 vs. Miami (12/28/97) returned 22 yards

CHRIS SLADE'S 1993 GAME-BY-GAME DEFENSIVE STATISTICS

Date	Opponent	G	TT	UT	A	S	Yds	Int	Yds	PD	FF	FR	W/L	Score
09/05	at Buffalo	p	0	0	0	0	0	0	0	0	0	0	L	14-38
09/12	Detroit	S	9	5	4	3	21	0	0	0	1	1	L (OT)	16-19
09/19	Seattle	S	11	6	5	2	16	0	0	0	0	0	L	14-17
09/26	at NY Jets	S	6	5	1	0	0	0	0	0	0	0	L	7-1
10/10	at Phoenix	S	1	0	1	0	0	0	0	0	0	0	W	23-21
10/17	Houston	p	3	2	1	0	0	0	0	0	0	0	L	14-28
10/24	at Seattle	S	0	0	0	0	0	0	0	0	0	0	L	9-10
10/31	at Indianapolis	p	2	2	0	0	0	0	0	0	0	0	L	6-9
11/07	Buffalo	p	1	1	0	1	6	0	0	0	1	0	L (OT)	10-13
11/21	at Miami	p	1	1	0	1	7	0	0	0	0	0	L	13-17
11/28	N.Y. Jets	p	0	0	0	0	0	0	0	0	0	0	L	0-6
12/05	at Pittsburgh	p	0	0	0	0	0	0	0	0	0	0	L	14-17
12/12	Cincinnati	p	3	2	1	1	8	0	0	0	0	0	W	7-2
12/19	at Cleveland	p	0	0	0	0	0	0	0	0	0	0	W	20-17
12/26	Indianapolis	p	0	0	0	0	0	0	0	0	0	0	W	38-0
1/2/94	Miami	p	1	1	0	1	5	0	0	0	1	0	W (OT)	33-27
1993	**Season Totals**	**16/5**	**38**	**25**	**13**	**9**	**63**	**0**	**0**	**0**	**3**	**1**	**5-11**	

CHRIS SLADE'S 1994 GAME-BY-GAME DEFENSIVE STATISTICS

Date	Opponent	G	TT	UT	A	S	Yds	Int	Yds	PD	FF	FR	W/L	Score
09/04	at Miami	S	3	1	2	1	9	0	0	0	0	0	L	35-39
09/11	Buffalo	S	10	7	3	0.5	0.5	0	0	0	0	0	L	35-38
09/18	at Cincinnati	S	2	2	0	0	0	0	0	0	0	0	W	31-28
09/25	at Detroit	S	5	3	2	1	6	0	0	0	1	0	W	23-17
10/02	Green Bay	S	8	5	3	2.5	20	0	0	1	0	0	W	17-16
10/09	L.A. Raiders	S	8	5	3	0	0	0	0	0	1	0	L	17-21
10/16	at N.Y. Jets	S	5	4	1	0	0	0	0	0	0	0	L	17-24
10/30	Miami	S	9	3	6	0	0	0	0	0	0	0	L	3-23
11/06	at Cleveland	S	8	3	5	0	0	0	0	0	0	0	L	6-13
11/13	Minnesota	S	8	5	3	0	0	0	0	0	1	0	W (OT)	26-20
11/20	San Diego	S	5	3	2	3.5	34.5	0	0	0	0	0	W	23-17
11/27	at Indianapolis	S	8	4	4	0	0	0	0	1	0	0	W	12-10
12/04	N.Y. Jets	S	8	5	3	0	0	0	0	0	0	0	W	24-13
12/11	Indianapolis	S	10	6	4	1	18	0	0	0	1	0	W	28-18
12/18	at Buffalo	S	3	2	1	0	0	0	0	1	0	0	W	41-17
12/24	at Chicago	S	5	5	0	0	0	0	0	0	0	0	W	13-3
1994	**Season Totals 16/16**		**105**	**63**	**42**	**9.5**	**88**	**0**	**0**	**3**	**4**	**0**	**10-6**	
1/1/95	at Cleveland	S	5	1	4	0	0	0	0	0	0	0	L	13-20

CHRIS SLADE'S 1995 GAME-BY-GAME DEFENSIVE STATISTICS

Date	Opponent	G	TT	UT	A	S	Yds	Int	Yds	PD	FF	FR	W/L	Score
09/03	Cleveland	S	11	8	3	1	1	0	0	0	0	0	W	17-14
09/10	Miami	S	6	6	0	0	0	0	0	0	0	0	L	3-20
09/17	at San Francisco	S	2	2	0	0	0	0	0	0	0	0	L	3-28
10/01	at Atlanta	S	1	1	0	0	0	0	0	0	0	0	L	17-30
10/08	Denver	S	7	5	2	0	0	0	0	0	0	0	L	3-37
10/15	at Kansas City	S	8	7	1	0	0	0	0	0	0	0	L	26-31
10/23	Buffalo	S	8	5	3	1	4	0	0	1	1	1	W	27-14
10/29	Carolina	S	9	5	4	0	0	0	0	0	0	0	L (OT)	17-20
11/05	at N.Y. Jets	S	5	4	1	1	2	0	0	1	0	0	W	20- 7
11/12	at Miami	S	5	4	1	0	0	0	0	0	0	0	W	34-17
11/19	Indianapolis	S	9	5	4	0	0	0	0	0	0	0	L	10-24
11/26	at Buffalo	S	8	6	2	0	0	0	0	0	0	1	W	35-2
12/03	New Orleans	S	3	3	0	0	0	0	0	0	0	0	L	17-31
12/10	N.Y. Jets	S	6	4	2	1	9	0	0	0	0	0	W	31-28
12/16	at Pittsburgh	S	4	3	1	0	0	0	0	2	0	0	L	27-41
12/23	at Indianapolis	S	3	3	0	0	0	0	0	0	0	0	L	7-10
1995	**Season Totals 16/16**		**95**	**71**	**24**	**4**	**16**	**0**	**0**	**4**	**1**	**2**	**6-10**	

CHRIS SLADE'S 1996 GAME-BY-GAME DEFENSIVE STATISTICS

Date	Opponent	G	TT	UT	A	S	Yds	Int	Yds	PD	FF	FR	W/L	Score
09/01	at Miami	p	1	1	0	0	0	0	0	0	0	0	L	10-24
09/08	at Buffalo	S	10	6	4	1	9	1	2	1	0	0	L	10-17
09/15	Arizona	S	9	7	2	1	9	0	0	0	1	0	W	31-0
09/22	Jacksonville	S	6	4	2	1	8	0	0	0	0	0	W (OT)	28-25
10/06	at Baltimore	S	4	4	0	0	0	0	0	2	1	0	W	46-38
10/13	Washington	S	2	1	1	0	0	0	0	0	0	0	L	22-27
10/20	at Indianapolis	S	4	4	0	0	0	0	0	0	0	0	W	27-9
10/27	Buffalo	S	5	3	2	0	0	0	0	0	0	0	W	28-25
11/03	Miami	S	7	4	3	0	0	0	0	0	0	0	W	42-23
11/10	at N.Y. Jets	p	2	2	0	0	0	0	0	0	0	0	W	31-27
11/17	Denver	S	9	5	4	1	6	0	0	0	0	0	L	8-34
11/24	Indianapolis	p	1	1	0	0	0	0	0	0	0	0	W	27-13
12/01	at San Diego	p	1	1	0	1	22	0	0	0	1	0	W	45-7
12/08	N.Y Jets	p	3	3	0	1	8	0	0	0	0	0	W	34-10
12/15	at Dallas	p	1	1	0	1	11	0	0	0	0	0	L	6-12
12/21	at NY Giants	p	4	3	1	0	0	0	0	0	0	0	W	23-22
1996	**Season Totals**	**16/9**	**69**	**50**	**19**	**7**	**73**	**1**	**2**	**3**	**3**	**0**	**11-5**	
1/05/97	Pittsburgh	S	8	5	3	1	7.5	0	0	0	0	0	W	28-3
1/12/97	Jacksonville	S	9	5	4	1	2	0	0	0	1	0	W	20-6
1/26/97	vs. Green Bay	S	11	10	1	0	0	0	0	0	0	0	L	21-35
1996	**Playoff Totals**	**3/3**	**28**	**20**	**8**	**2**	**9.5**	**0**	**0**	**0**	**1**	**0**	**2-1**	

CHRIS SLADE'S 1997 GAME-BY-GAME DEFENSIVE STATISTICS

Date	Opponent	G	TT	UT	A	S	Yds	Int	Yds	PD	FF	FR	W/L	Score
08/31	San Diego	S	3	3	0	-	-	-	-	-	-	-	W	41-7
09/07	at Indianapolis	S	6	5	1	1	10	-	-	-	1	-	W	31-6
09/14	New York Jets	S	5	4	1	3	16	-	-	2	1	-	W (OT)	27-24
09/21	Chicago	S	6	4	2	-	-	-	-	-	-	-	W	31-3
10/06	at Denver	S	1	1	0	-	-	-	-	-	-	-	L	13-34
10/12	Buffalo	S	6	3	3	2	7	-	-	-	-	-	W	33-6
10/19	at New York Jets	S	4	3	1	-	-	-	-	-	-	-	L	19-24
10/27	Green Bay	S	8	3	5	-	-	-	-	-	-	-	L	10-28
11/02	at Minnesota	S	3	2	1	-	-	-	-	1	-	-	L	18-23
11/09	at Buffalo	S	5	5	0	-	-	1	1	2	-	-	W	31-10
11/16	at Tampa Bay	S	9	6	3	-	-	-	-	1	-	-	L	7-27
11/23	Miami	S	6	4	2	2	13	-	-	-	-	-	W	27-24
11/30	Indianapolis	S	4	2	2	-	-	-	-	2	-	-	W	20-17
12/07	at Jacksonville	S	6	5	1	1	0	-	-	-	-	-	W	26-20
12/13	Pittsburgh	S	9	6	3	-	-	-	-	-	-	-	L (OT)	21-24
12/22	at Miami	S	7	6	1	-	-	-	-	-	-	-	W	14-12
1997	**Season Totals**	**16/16**	**88**	**62**	**26**	**9**	**46**	**1**	**1**	**8**	**2**	**0**	**10-6**	
12/28	Miami	S	4	4	0	1	6	1	22	2	-	1	W	17-3
1/3/97	at Pittsburgh	S	7	5	2	0.5	0	-	-	1	-	-	L	6-7
1997	**Playoff Totals**	**2/2**	**11**	**9**	**2**	**1.5**	**6**	**1**	**22**	**3**	**0**	**1**	**1-1**	

91 ARTIE SMITH DT



career GP/GS

	Season	Playoffs
1993*	16/5	2/0
1994*	2/0	—
1994+	7/0	—
1995+	16/16	—
1996+	16/12	—
Totals	**57/33**	**2/0**

* seasons with 49ers
\+ seasons with Bengals

out takes

- Artie was a ~~three-sport~~ letterman at Stillwater High in Oklahoma- excelling in football, basketball and track.
- Artie was a two-year starter for the Bengals from 1995-96.

HEIGHT: 6-5 | **WEIGHT:** 305
YEAR: 5TH | **YRS/PAT:** 1ST
ACQUIRED: FA '98
SCHOOL: LOUISIANA TECH
MAJOR: PHYSICAL EDUCATION
BORN: MAY 15, 1970
WAYNE, MICH.

Career Transactions

Artie Smith signed with the Patriots as an unrestricted free agent on March 12, 1998 ... He was originally drafted by the San Francisco 49ers in the fifth round (116th overall) of the 1993 NFL Draft ... Signed by the 49ers (7/14/93) ... Claimed off waivers by Cincinnati (9/16/94) ... Granted free agency (2/16/96) and re-signed with the Bengals (5/4/96) ... Released by Bengals (8/5/97).

Career Highlights (GP/GS: 57/33; 2/0)

- Recorded his first career sack (-9 yards) vs. the Rams (10/31/93).
- Made his NFL starting debut at the Rams (11/29/93) and posted a season-high five tackles.
- Recovered his first career fumble in the 1996 season opener at St. Louis (9/1).
- Artie has 4.5 career sacks. His last sack was against the Bills when he dropped Jim Kelly for an 8-yard loss (11/17/96).
- Forced a Rashaan Salaam fumble at midfield with just five minutes remaining in the game to preserve a 16-10 lead in a victory over Chicago (12/10/95).

Seasonal Reviews

1997 (0/0): Waived prior to the start of the season and spent the year out of football.

1996 (16/12-Cincinnati): Started 12 of 16 games for the Bengals at defensive end and totaled 34 tackles, including an 8-yard sack ... Recovered his first career fumble in the season opener at St. Louis (9/1) and finished the game with four tackles ... Led the defensive linemen with a season-high five tackles (4 solos) at Pittsburgh (10/13) ... Credited with four tackles, including an 8-yard sack of Jim Kelly, at Buffalo (11/17) ... Filled in at defensive end and defensive tackle and posted four tackles in a victory over Houston (12/15).

1995 (16/16-Cincinnati): Started every game for the Bengals, including 10 at right defensive

end, four at left defensive tackle and two at right defensive tackle ... Gathered a career-high 44 tackles, including a couple of sacks and two forced fumbles ... Recorded two sacks on the year, a 3-yard sack in the season opener at Indianapolis (9/3) and a 1-yard sack in a victory at Houston ... Forced a Rashaan Salaam fumble at midfield with just five minutes remaining in the game to preserve a 16-10 lead in a victory over Chicago (12/10) ... Led the defensive line in the season's final two games with six solo stops at Cleveland (12/17) and five solo hits vs. Minnesota (12/24) ... Forced his second fumble of the season in the finale vs. Minnesota with a hit on running back Amp Lee.

1994 (9/0; 2/0-San Francisco, 7/0-Cincinnati): Opened the season with the 49ers and made one tackle in two games before being waived (9/15) ... Claimed off waivers by the Bengals and saw limited playing time in seven games (7-9, 11-14) ... Listed among the team's inactives prior to Games 3-5, 10 and 15-16 ... Active, but did not play in Game 6 ... Had one solo tackle vs. Pittsburgh (12/4) and finished the year with three solo tackles.

1993 (16/5, 2/0-San Francisco): Started five of 16 games for the division champion 49ers ... Appeared in both playoff games, including a three-plus quarter stint in relief of injured defensive tackle Ted Washington in the NFC Championship Game ... Made his NFL starting debut and posted a season-high five tackles at the Rams (11/28) ... Recorded the first sack of his career for a 9-yard loss vs. the Rams (10/31).

College: Smith was a three-year letterman at Louisiana Tech (1990-92), where he earned All-American and All-Independent honors after his senior year ... He was twice named the national Defensive Player of the Week that season, once after a 12-tackle outing vs. Alabama and again after posting nine stops and blocking a field goal vs. South Carolina.

Personal: Artie Enlow Smith was born May 15, 1970 in Wayne, Mich. ... He attended Stillwater High School in Stillwater, Okla. and excelled in football, basketball and track ... He was a two-time all-state selection as a defensive end ... He was also a two-time all-conference selection for his prep hoops team and competed in the discus in high school and college.

ARTIE SMITH'S NFL STATISTICS

Regular Season Defensive Statistics

Year	Team	G/S	TT	UT	A	S-Yds	Int	PD	FF	FR
1993	49ers	16/5	15	13	2	1.5-13.5	0	1	0	0
1994	49ers	2/0	1	1	0	0-0	0	0	0	0
	Bengals	7/0	2	2	0		0	0	0	0
1995	Bengals	16/16	44	38	6		0	0	2	0
1996	Bengals	16/12	34	21	13	1-8	0	0	0	1
1997				Out of Football						
Totals -4 years		**57/33**	**96**	**75**	**21**	**4.5-25.5**	**0**	**0**	**2**	**1**

Postseason Defensive Statistics

Year	Team	G/S	TT	UT	A	S-Yds	Int	PD	FF	FR
1993	49ers	2/0	0	0	0	0-0	0	0	0	0

Single-Game Career Highs
Regular Season
Tackles – 6 at Cleveland (12/17/95)
Solo Tackles – 6 at Cleveland (12/17/95)
Sacks – 1 (4 times) Most recent at Buffalo (11/17/96)
Forced Fumbles – 1 (twice) Most recent vs. Chicago (12/10/95)

81 BRIAN STABLEIN WR

career GP/GS

	Season	Playoffs
1994*	0/0	-
1995*	15/0	3/0
1996*	16/0	1/0
1997*	16/0	-
Totals	**47/0**	**4/0**

* seasons with the Colts

out takes

★ Brian was a two-time recipient of the Paul Warfield Award at Ohio State, presented annually to the team's best wide receiver.

★ Brian's two career-high reception games (5) have come at the expense of the Patriots (both in 1996).

★ His brother, Chris, was a teammate at Ohio State (1987-90). Another brother, Scott, is a U.S. Marine and served in Operation Desert Storm in the Persian Gulf War.

Career Transactions

Brian Stablein signed with the Patriots on March 19, 1998 as an unrestricted free agent … Originally drafted by the Denver Broncos in the eighth round (210th pick) of the 1993 NFL Draft … Signed by the Broncos (6/7/93) and released (8/24/93) … Signed by the Colts (9/7/93) and placed on practice squad … Granted free agency after season … Re-signed with the Colts (3/4/94) … Active for two games, but did not play in 1994 … Granted free agency (2/14/97) and re-signed with the Colts.

Career Highlights (GP/GS: 47/0; 4/0)

• In three NFL seasons, Stablein's best single-game performances both came against the Patriots in 1996. He grabbed five receptions in each game that year.

HEIGHT: 6-1	**WEIGHT:** 193
YEAR: 5TH	**YRS/PAT:** 1ST
ACQUIRED: UFA (INDIANAPOLIS) '98	
SCHOOL: OHIO STATE	
MAJOR: MARKETING	
BORN: APRIL 14, 1970. ERIE, PA.	

• Stablein set single-season career-highs with 25 receptions for 253 yards (10.1 avg.), including a long of 30 yards, and a touchdown.

• In addition to being a reliable receiver, Stablein also handled the Colts' punt return responsibilities in 1997.

• Scored a two-point conversion on a pass from Paul Justin in a victory over Green Bay (11/16/97).

• Scored his first career touchdown on a 30-yard pass from Jim Harbaugh vs. Baltimore (10/13/96).

• Recovered three onside kicks to preserve victories vs. St. Louis (10/1/95), Miami (11/26/95) and at Jacksonville (12/10/95).

Seasonal Reviews

1997 (16/0 - Indianapolis): Stablein did not start for the Colts, but he did play in every game in 1997 and set personal single-

season career-highs with 25 receptions for 253 yards (10.1 avg.), one touchdown and a long of 30 yards … In addition, he returned 17 punts for 133 yards (7.8 avg.), also career-highs … Caught four passes for 47 yards vs. the Jets (10/6) … Added four for 36 yards at New England (11/30) … Grabbed three passes for 35 yards and returned three punts 48 yards, including a 20-yard effort, vs. New England (9/7) … Returned two punts for 25 yards, including another 20-yard return vs. Cincinnati (11/9) … Had a 30-yard reception at Minnesota (12/21), which tied a career best … Scored a two-point conversion on a pass from Paul Justin in a victory over Green Bay (11/16) … Dropped just one pass all season … 14 of his 25 receptions were on third down - 23 of which were out of shotgun formation.

1996 (16/0, 1/0 - Indianapolis): Played in every game for the Colts, seeing limited playing time at wide receiver and punt returner … Finished the season with 18 receptions for 192 yards (10.7) and a touchdown … Returned six punts for 56 yards (9.3 avg.), including a career-long of 30 yards … 10 of his 18 receptions came in two games against the Patriots (for 85 yards) … Had five receptions for 47 yards vs. New England (10/20) … Grabbed five more receptions for 38 yards at New England (11/24) … Added 32 yards on three punt returns, including a career-long 30-yard return to set up a field goal in that game … Scored his first career touchdown on a 30-yard pass from Jim Harbaugh vs. Baltimore (10/13) … Caught three passes for 28 yards in a playoff loss at Pittsburgh (12/29).

1995 (15/0, 3/0 - Indianapolis): Played in 15 regular season games and all three playoff games … Finished the regular season with eight receptions for 95 yards (11.9 avg.) … Played extensively on special teams and was credited with four special teams tackles … Missed just one game when he was listed among the team's inactives at the Jets (9/10) … Caught a pair of passes in two games, at Buffalo (9/17) and at Oakland (10/22) … Had solo receptions in four other games: vs. Cincinnati (9/3), at New Orleans (11/12), vs. Buffalo (11/5) and vs. San Diego (12/17) … Recovered onside kicks to preserve three victories during the year: vs. St. Louis (10/1), vs. Miami (11/26) and at Jacksonville (12/10) … Played in all three of the postseason games and caught one pass for 18 yards at Pittsburgh (1/14/96).

1994 (0/0 - Indianapolis): Was active, but did not play in two games for the Colts in 1994 … Spent the first seven games on the inactive list after suffering a dislocated left elbow on a punt return in a preseason game vs. Cleveland (8/25) … Dressed, but did not play vs. Washington (10/23) and at Seattle (12/4) … He was listed among the Colts' inactives prior to games 9-12 and 14-16.

1993 (0/0 - Indianapolis): Signed by the Colts on Sept. 7, 1993 and spent the next 16 weeks on the team's practice squad.

College: Lettered four years at Ohio State (1989-92) … Finished his career with 96 receptions for 1,289 yards and four touchdowns … Helped lead the Buckeyes to four bowl games in four years, including two visits to the Hall of Fame Bowl (1989, 1991), the Liberty Bowl (1990) and the Citrus Bowl (1992) … Finished fourth in the conference with 53 receptions for 643 yards and two touchdowns as a senior in 1992 … Added 16 punt returns for 99 yards … Recipient of the Paul Warfield award in 1991 and '92, awarded annually to the team's best wide receiver … Had at least one reception in every game as a junior in 1991, totaling 26 receptions for 381 yards … Ranked third in the conference with 18 punt returns for 154 yards … Totaled 10 receptions for 161 yards and a touchdown as a sophomore … Credited with seven receptions for 104 yards and a touchdown as a freshman in 1991 … Redshirted in 1988 after joining the team as a walk-on.

Personal: Brian Patrick Stablein was born the son of Jack and Carol Stablein on April 14, 1970 in Erie, Pa. … He was a three-year letterman in football and track at McDowell High School in Erie, Pa. … His brother, Chris, was a teammate at Ohio State (1987-90) … Another brother, Scott, is a U.S. Marine and served in Operation Desert Storm in the Persian Gulf War … His youngest brother, Todd, plays basketball at Gannon University … Brian has been extremely active in the community since entering the NFL in 1993 and lists the Ronald McDonald House among his favorite charities … Brian and his wife, Shannon, were married in June of 1998.

BRIAN STABLEIN'S NFL STATISTICS

Regular Season Statistics

			Receiving				Punt Returns				
Year	Team	G/S	No	Yds	Avg	Lg	TD	No	Yds	Avg	Lg	TD
1993	Colts	0/0	Practice Squad									
1994	Colts	0/0	0	0	0.0	0	0	0	0	0.0	0	0
1995	Colts	15/0	8	95	11.9	16	0	0	0	0.0	0	0
1996	Colts	16/0	18	192	10.7	30t	1	6	56	9.3	30	0
1997	Colts	16/0	25	253	10.1	30	1	17	133	7.8	20	0
Totals-4 years		**47/0**	**51**	**540**	**10.6**	**30t**	**2**	**23**	**189**	**8.2**	**30**	**0**

Postseason Statistics

			Receiving				Punt Returns				
Year	Team	G/S	No	Yds	Avg	Lg	TD	No	Yds	Avg	Lg	TD
1995	Colts	3/0	1	18	18.0	18	0	0	0	0.0	0	0
1996	Colts	1/0	3	28	9.3		0	0	0	0.0	0	0
Totals-2 years		**4/0**	**4**	**46**	**11.5**	**18**	**0**	**0**	**0**	**0.0**	**0**	**0**

Single Game Careers Highs
Regular Season

Receptions:	5	vs. New England	(10/20/96)	Touchdowns:	1	vs. Baltimore (10/13/96)
		at New England	(11/24/96)			at Pittsburgh (10/12/97)
Yards:	47	vs. New England	(10/20/96)	Punt Returns:	3	at New England (11/24/96)
		vs. NY Jets	(10/5/97)			vs. New England (9/7/97)
						vs. Tampa Bay (11/2/97)
Longest:	30t	vs. Baltimore	(10/13/96)	Yards:	48	vs. New England (9/7/97)
	30	at Minnesota	(12/21/97)	Longest:	30	at New England (11/24/96)
				Touchdowns:	0	



74 CHRIS SULLIVAN DE

Career Transactions

Chris Sullivan was drafted by the Patriots in the fourth round (119th overall), the second of three fourth round picks by the Patriots in the 1996 NFL draft ... The selection was acquired from Detroit along with a third round pick (Tedy Bruschi) and a sixth round pick (Marrio Grier) in exchange for New England's third round pick (76th overall) ... Signed with the Patriots July 12, 1997.

Career Highlights (GP/GS: 32/10; 5/2)

- Sullivan made his NFL starting debut in the season opener vs. San Diego (8/31), filling in at right defensive end for Willie McGinest, who missed the game due to injury.
- Filled in for Ferric Collons at left defensive end for the final seven weeks of the season and both playoff games after Collons was placed on injured reserve.
- Made his NFL debut in the 1996 season opener at Miami (9/1) on the kickoff return wedge team. He helped spring KR David Meggett for returns of 54 and 41 yards in that game.

career GP/GS

	Season	Playoffs
1996	16/0	3/0
1997	16/10	2/2
Totals	32/10	5/2

out takes

- Chris is a native of North Attleboro, Mass., located just nine miles south of Foxboro Stadium.
- Chris was the captain of his football, basketball and track teams in high school.
- Chris played for Tom Coughlin and Dan Henning while at Boston College and graduated with a bachelor's degree in sociology in just four years.

Seasonal Reviews

1997 (16/10, 2/2): Started 10 of 16 regular season games and both playoff games for the Patriots … Made his first three starts at right defensive … Started the last seven games of the regular season and both playoff games at left defensive end … Credited with 25 total tackles (16 solos) and a pair of passes defensed … Made his NFL starting debut in the season opener vs. San Diego (8/31), filling in at right defensive end for Willie McGinest … Stated again the following week at Indianapolis (9/7) and contributed a pair of tackles in a 31-6 victory … Saw limited time in reserve the next three weeks, but returned to the starting lineup at right defensive end vs. Buffalo (10/12) … Replaced left defensive end Ferric Collons, who was placed on injured reserve due to a shoulder injury … Recorded a career-high six tackles (five solos) vs. Pittsburgh (12/13) … Started both playoff games at left defensive end and finished the postseason with a pair of tackles.

1996 (16/0, 3/0): Sullivan played in every game during his rookie campaign, but did not start ... Played almost exclusively on the Patriots' kickoff return team in the "wedge" and in short-yardage situations ... Totaled three tackles and recovered one fumble on special teams ... Made his NFL debut in the season opener at Miami (9/1) and helped spring KR David Meggett for returns of 54 and 41 yards ... Made his first career defensive tackle vs. Arizona (9/15) ... Replaced an injured Willie McGinest at defensive end at Baltimore (10/6) ... Recovered a fumble by Meggett on a punt return to set up an Adam Vinatieri 44-yard field goal at Indianapolis (10/20) ... Recorded solo tackles vs. Buffalo (10/27) and vs. Denver (11/17) ... Made his first special teams tackle in the Patriots' divisional playoff victory over Pittsburgh (1/5/97).

College: Sullivan started 48 consecutive games at Boston College (1991-95) and totaled 262 tackles and 14 sacks for the Eagles ... Posted 33 tackles for losses of 56 yards. **1995:** Earned all-conference honors from his weakside defensive tackle position ... Finished third on the team with 74 tackles (56 solos), including two sacks (-11 yards) and 11 tackles for losses. **1994:** Started every game at right defensive tackle ... Finished the year with 62 tackles (40 solos), including six sacks (-37 yards) and 13 tackles of losses. **1993:** Started every game at left defensive tackle and totaled 61 tackles and four sacks for a loss of 12 yards. **1992:** Started every game at right defensive tackle as a redshirt freshman ... Slowed by a neck burner in the fall drills, but did not miss any action ... Recorded 52 tackles including a sack and a couple of tackles for losses. **1991:** Redshirted as a true freshman.

Personal: Christopher Patrick Sullivan was born the son of Robert and Linda Sullivan on March 14, 1973 in North Attleboro, Mass. ... He attended North Attleboro High, where he lettered in football as a tight end and defensive end ... Caught 22 passes for 552 yards and three touchdowns as a senior, but dominated along the defensive line to earn all-Hockomock league honors after his junior and senior seasons ... Served as team captain in football, basketball and track and captured a host of honors in each of those sports ... Received his bachelor's degree in sociology in May of 1995 in just four years ... Single

CHRIS SULLIVAN'S NFL STATISTICS

Regular Season Defensive Statistics

Year	Team	G/S	TT	UT	A	S-Yds	I-Yds	PD	FF	FR	SpT
1996	Patriots	16/0	3	3	0	0-0	0-0	0	0	0	0
1997	Patriots	16/10	25	16	9	0-0	0-0	2	0	0	0
Totals - 2 years		**32/10**	**28**	**19**	**9**	**0-0**	**0-0**	**2**	**0**	**0**	**0**

Additional Regular Season Statistics
Special Teams Fumbles Recovered- 1996 (1)

Single Game Career Highs Regular Season
Tackles- 6 vs. Pittsburgh (12/13/97)
Solo Tackles- 5 vs. Pittsburgh (12/13/97)
Assists- 1 multiple times

Postseason Defensive Statistics

Year	Team	G/S	TT	UT	A	S-Yds	I-Yds	PD	FF	FR	SpT
1996	Patriots	3/0	0	0	0	0-0	0-0	0	0	0	1
1997	Patriots	2/2	2	0	2	0-0	0-0	0	0	0	0
Totals - 2 years		**5/2**	**2**	**0**	**2**	**0-0**	**0-0**	**0**	**0**	**0**	**1**

CHRIS SULLIVAN'S 1996 GAME-BY-GAME DEFENSIVE TOTALS

Date	Opponent	P/S	TT	UT	A	S	Yds	Int	Yds	PD	FF	FR	SpT	W/L	Score
09/15	Arizona	p	1	1	-	-	-	-	-	-	-	-	-	W	31-0
10/27	Buffalo	p	1	1	-	-	-	-	-	-	-	-	-	W	28-25
11/17	Denver	p	1	1	-	-	-	-	-	-	-	-	-	L	8-34
1996	**Season Totals**	**16/0**	**3**	**3**	**0**	**0**	**0**	**0**	**0**	**0**	**0**	**0**	**0**	**11-5**	
1996	**Playoff Totals**	**3/0**	**0**	**0**	**0**	**0**	**0**	**0**	**0**	**0**	**0**	**0**	**1**	**2-1**	

CHRIS SULLIVAN'S 1997 GAME-BY-GAME DEFENSIVE TOTALS

Date	Opponent	P/S	TT	UT	A	S	Yds	Int	Yds	PD	FF	FR	SpT	W/L	Score
08/31	San Diego	S	1	1	0	-	-	-	-	1	-	-	-	W	41-7
09/07 at	Indianapolis	S	2	2	0	-	-	-	-	-	-	-	-	W	31-6
09/14	New York Jets	p	0	0	0	-	-	-	-	-	-	-	-	W ot	27-24
09/21	Chicago	p	1	0	1	-	-	-	-	-	-	-	-	W	31-3
10/06 at	Denver	p	3	2	1	-	-	-	-	-	-	-	-	L	13-34
10/12	Buffalo	S	0	0	0	-	-	-	-	-	-	-	-	W	33-6
10/19 at	New York Jets	p	0	0	0	-	-	-	-	-	-	-	-	L	19-24
10/27	Green Bay	p	1	0	1	-	-	-	-	-	-	-	-	L	10-28
11/02 at	Minnesota	p	0	0	0	-	-	-	-	-	-	-	-	L	18-23
11/09 at	Buffalo	S	2	1	1	-	-	-	-	1	-	-	-	W	31-10
11/16 at	Tampa Bay	S	1	0	1	-	-	-	-	-	-	-	-	L	7-27
11/23	Miami	S	2	1	1	-	-	-	-	-	-	-	-	W	27-24
11/30	Indianapolis	S	2	1	1	-	-	-	-	-	-	-	-	W	20-17
12/07 at	Jacksonville	S	1	1	0	-	-	-	-	-	-	-	-	W	26-20
12/13	Pittsburgh	S	6	5	1	-	-	-	-	-	-	-	-	L ot	21-24
12/22 at	Miami	S	3	2	1	-	-	-	-	-	-	-	-	W	14-12
1997	**Season Totals**	**16/10**	**25**	**16**	**9**	**0**	**0**	**0**	**0**	**2**	**0**	**0**	**0**	**10-6**	
12/28	Miami	S	1	0	1	-	-	-	-	-	-	-	-	W	17-3
01/03 at	Pittsburgh	S	1	0	1	-	-	-	-	-	-	-	-	L	6-7
1997	**Playoff Totals**	**2/2**	**2**	**0**	**2**	**0**	**0**	**0**	**0**	**0**	**0**	**0**	**0**	**1-1**	



95 HENRY THOMAS DT

PRO BOWLS 1991 1992

career GP/GS

	Season	Playoffs
1987*	12/12	3/3
1988*	15/15	2/1
1989*	14/14	1/1
1990*	16/16	—
1991*	16/15	—
1992*	16/16	1/1
1993*	13/13	1/0
1994*	16/16	1/1
1995+	16/16	1/1
1996+	15/15	—
1997	16/16	2/2
Totals	**165/164**	**12/10**

* seasons with Vikings
\+ seasons with Lions

out takes

★ Henry owns two Harley Davidsons, including one which he oversaw the entire assembly.

★ Henry is a football Pro Bowler who also enjoys bowling. He has been in a number of bowling leagues during his career.

★ Henry's father, Henry Sr., owned and operated a barbecue restaurant in Houston for 17 years.

★ Thomas' seven sacks for the Patriots in 1997 were the most by a Patriots defensive tackle since Ray Hamilton had 8 in 1980.

Career Transactions

Henry Thomas signed with the Patriots as a veteran free agent on June 12, 1997 ... He was originally drafted by the Minnesota Vikings in the third round (72nd overall) of the 1987 NFL draft ... Signed by the Vikings (7/14/87) ... Designated by the Vikings as a transition player (2/25/93) ... Designated by the Vikings as their franchise player (2/15/94) ... Franchise designation removed (2/15/95) ... Signed by the Detroit Lions (2/27/95) ... Released by Detroit (5/25/97) and signed by New England on (6/12/97).

Career Highlights (GP/GS: 165/164; 12/10)

HEIGHT: 6-2	**WEIGHT:** 277
YEAR: 12TH	**YRS/PAT:** 2ND
ACQUIRED: FA '97	
SCHOOL: LOUISIANA STATE	
MAJOR: COMMUNICATIONS	
BORN: JAN. 12, 1965 HOUSTON, TEXAS	

- He was selected to play in two consecutive Pro Bowls (1991-92).
- Thomas has scored two career touchdowns, both on fumble returns. His first was a 2-yard return in 1988. His second came on a 27-yard return in 1989.
- Thomas' seven sacks for the Patriots in 1997 were the most by a Patriots defensive tackle since Ray Hamilton had eight in 1980.
- Forced and recovered a fumble when he sacked Stan Humphries in the 1997 season opener vs. San Diego (8/31).
- He recorded a season-high with nine tackles, including a pair of sacks vs. Chicago (9/21/97).
- In 1996 with the Lions, he consistently drew double-teams but managed six sacks. His presence freed up teammates Robert Porcher and Luther Elliss, who each recorded career-high sack totals.
- Posted a career-high and led the Lions with 10.5 sacks in 1995, the most by a Detroit defender since Mike Cofer's had 12 in 1988. That year, he also blocked two field goal attempts and earned defensive MVP honors.
- At Minnesota, Thomas combined with Keith Millard for 27 sacks in 1989, the highest total by a defensive tackle tandem since

the NFL started recording sack totals in 1982.
• In 1993, he and John Randle combined for 21.5 sacks, tied for second place on that list.
• In 11 NFL seasons, he has totaled 857 tackles (598 solos), including 79.5 career sacks. He has also intercepted two passes, both early in his career, and forced 15 fumbles while registering 11 career fumble recoveries.
• His 56 sacks as a Viking ranks second among defensive tackles.
• The Vikings had made Thomas one of two transition players in 1993 and a year later designated him as their franchise player - a year later, the designation was removed and Thomas signed with the Detroit Lions.
• He was named to the All-NFC team in 1990 and earned second-team All-Pro honors in 1993.
• As a rookie in 1987, he started every game for the Vikings- preseason, regular season and postseason - and earned All-Rookie team honors from UPI and *Football Digest*.

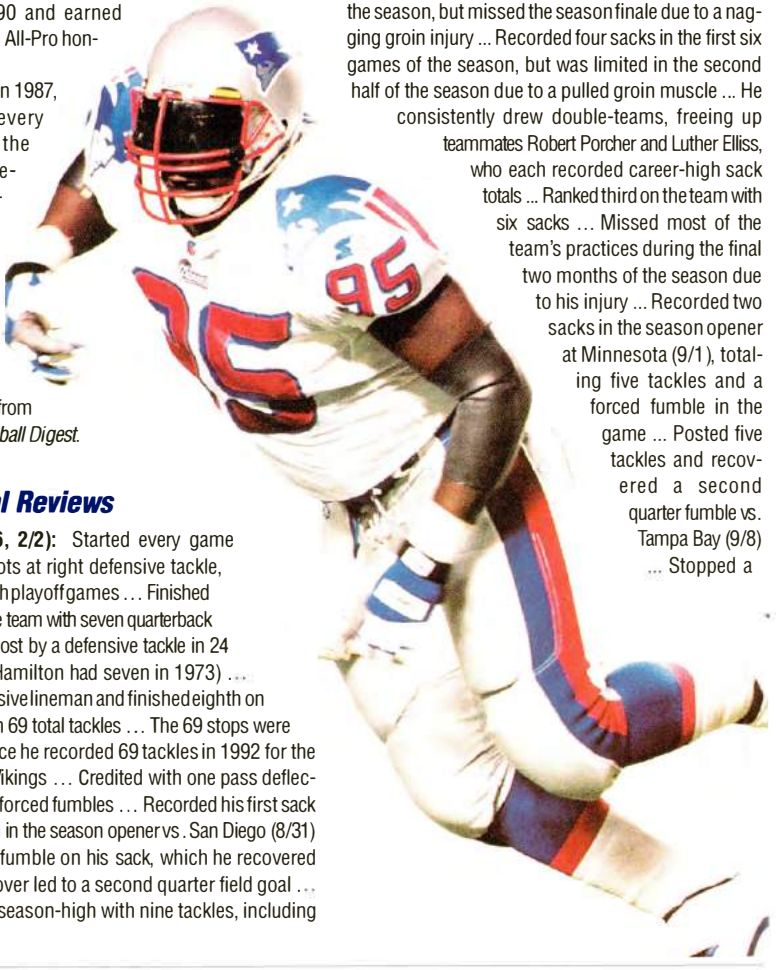

Seasonal Reviews

1997 (16/16, 2/2): Started every game for the Patriots at right defensive tackle, including both playoff games … Finished second on the team with seven quarterback sacks- the most by a defensive tackle in 24 years (Ray Hamilton had seven in 1973) … Led all defensive lineman and finished eighth on the team with 69 total tackles … The 69 stops were the most since he recorded 69 tackles in 1992 for the Minnesota Vikings … Credited with one pass deflection and two forced fumbles … Recorded his first sack of the season in the season opener vs. San Diego (8/31) … Forced a fumble on his sack, which he recovered … The turnover led to a second quarter field goal … Recorded a season-high with nine tackles, including a pair of sacks vs. Chicago (9/21) … Forced his second fumble of the season … Knocked the Broncos out of field goal range when he sacked John Elway at Denver (10/6) - his fourth sack in five games … Selected defensive team captain at the Jets (10/19) and responded with five tackles … Credited with eight tackles at Minnesota (11/2) … Logged his fifth sack of the season at Buffalo (11/9) … Posted a pair of sacks in a 20-17 victory over Indianapolis (11/30) … Sustained a knee injury in the first round playoff game vs. Miami (12/28), but returned to the game … Combined for 10 tackles in two postseason games, with six stops at Pittsburgh (1/3/98).

1996 (15/15 - Detroit): Started the first 15 games of the season, but missed the season finale due to a nagging groin injury ... Recorded four sacks in the first six games of the season, but was limited in the second half of the season due to a pulled groin muscle ... He consistently drew double-teams, freeing up teammates Robert Porcher and Luther Elliss, who each recorded career-high sack totals ... Ranked third on the team with six sacks … Missed most of the team's practices during the final two months of the season due to his injury ... Recorded two sacks in the season opener at Minnesota (9/1), totaling five tackles and a forced fumble in the game ... Posted five tackles and recovered a second quarter fumble vs. Tampa Bay (9/8) ... Stopped a

drive with a fourth-down sack vs. the Bears (9/22) deep in Lions territory ... Posted his fourth sack of the season vs. Atlanta (10/6) ... Caused a fumble and made his fifth sack of the season at San Diego (11/11) ... Tied a season-high with six tackles and a sack vs. Green Bay (12/15) ... Was listed among the Lions inactives for the season finale at San Francisco (12/23).

1995 (16/16, 1/1 - Detroit): Started every game for the Lions and was voted the team's defensive MVP ... Posted a career-high and led the team with 10.5 sacks, the most by a Lions defender since Mike Cofer's 12 in 1988 ... He finished the year with 68 total tackles, which led all Lion linemen and blocked two field goals ... He registered his first sack of the season vs. Arizona (9/25) ... Posted his second sack and led the team with eight tackles vs. Cleveland (10/8) ... Registered seven tackles, including a sack, at Green Bay (10/15) ... Collected a sack for the third consecutive week and totaled four stops at Washington (10/22) ... Blocked a field goal and registered an 8-yard sack at Atlanta (11/5) ... Logged his first multiple sack game of the season with 1.5 sacks and five tackles vs. Tampa Bay (11/12) ... Led the team with seven stops, including four at or behind the line of scrimmage and blocked his second field goal attempt of the season at Chicago (11/19) ... Made three tackles and forced a fumble on Thanksgiving vs. the Vikings (11/23) ... Recovered a fumble and recorded six hits at Houston (12/10) ... Made one sack vs. Jacksonville ... Made three tackles, including a sack in the regular season finale at Tampa Bay (12/23) ... Recorded the Lions' only sack in the playoff game at Philadelphia (12/30).

1994 (16/16, 1/1 - Minnesota): Started every game and led the Vikings defensive linemen with 65 tackles ... Ranked second on the team with 8.5 tackles for loss ... Combined with John Randle for 20.5 sacks, more than any tackle tandem in the NFL in 1994 ... Totaled a season-high with seven tackles, including a sack vs. Detroit (9/11) ... Made two tackles with one sack at Chicago (9/18), extending his consecutive game sack streak to four games ... Recorded five tackles, including a sack at the Giants (10/10) ... Forced one fumble, recovered another and totaled five tackles, including a sack at Tampa Bay (10/30) ... Forced a fumble and recorded five tackles, one for loss, vs. the Jets (11/20) ... Posted a season-high with 2.5 sacks vs. Tampa Bay (11/27) ... Had one sack and three tackles vs. Buffalo (12/11) ... Made three stops, including a sack in the season finale vs. San Francisco (12/26) ... Recovered a fumble, knocked down a pass and made two tackles in a playoff game vs. Chicago (1/1/95).

1993 (13/13, 1/0 - Minnesota): Started 13 games and was earned second-team All-Pro recognition by *Associated Press* and the *Football News* ... Credited with nine sacks, despite missing the final three games of the season with an ankle injury ... Had a streak of 72 consecutive games played snapped due to the injury ... Finished the year ranked seventh on the team with 66 tackles ... Tied the team lead with three forced fumbles ... Led the team with 13 tackles vs. San Diego (11/7) ... Listed among the inactives for the final three games of the season due to the ankle injury, but returned to action in the playoff game at the Giants (1/9/94) and reported seven tackles.

1992 (16/16, 1/1 - Minnesota): Started every game for the Vikings and was selected to his second consecutive Pro Bowl ... Also earned All-Pro honors from *College and Pro Football Newsweekly* ... Finished the season with 69 tackles and six sacks, both ranked fourth on the team ... Turned in his best performance of the season vs. Green Bay when he made 10 stops and one sack ... Posted five stops in a playoff contest vs. Washington (1/2/93).

1991 (16/15 - Minnesota): Selected to his first Pro Bowl after totaling 100 tackles (61 solos) and eight sacks ... His eight sacks ranked second on the team ... He had his best game of the season vs. New England (10/20) when he recorded 14 tackles, including three sacks ... He did not start vs. Green Bay (11/17), the only regular season game that he played but did not start.

1990 (16/16 - Minnesota): Started every game and set a new career-high with 109 total tackles (64 solos) ... He ranked second on the team with 8.5 sacks ... Switched from left tackle to right tackle for the final 11 games of the season to replace the injured Keith Millard ... Registered nine or more tackles in five games ... Led the team with a season-high 11 tackles vs. New Orleans (9/16) ... Tied that mark with 11 tackles vs. Tampa Bay (9/30) ... Led the team in solo tackles with six vs. Green Bay (12/2).

1989 (14/14, 1/1 - Minnesota): Totaled 94 tackles, including nine sacks, despite missing two games due to a knee injury ... Scored the second touchdown of his career on a 27-yard fumble return vs. Pittsburgh ... Recorded an 8-yard sack against the Steelers

before being sidelined with a knee injury ... Missed the next two games, vs. Tampa Bay (10/1) and Detroit (10/8), due to injury ... Led the team with eight tackles, including a pair of sacks and recovered a fumble vs. Philadelphia (11/19) ... Posted a pair of sacks, recovered a fumble and made five tackles in the season finale vs. Cincinnati (12/25) ... Started the playoff game at San Francisco (1/6/90) and made two solo stops.

1988 (15/15, 2/1 - Minnesota): Earned honorable mention All-Pro recognition from *Associated Press* after totaling 80 tackles (fifth on the team) ... His six sacks ranked third on the team ... Led the team with seven stops and forced a fumble vs. Miami (10/2/88) ... Made the second interception of his career vs. Green Bay (10/16), tying the Vikings' career record for interceptions by a defensive lineman ... Scored his first career touchdown with a 2-yard fumble recovery and return vs. Dallas (11/13) ... Accounted for eight tackles vs. New Orleans (12/4) ... Made nine stops vs. Green Bay (12/11) ... Had the Vikings' only sack and forced a fumble in the playoff game at San Francisco (1/1/89).

1987 (12/12, 3/3 - Minnesota): Started every game, including preseason, regular season and postseason as a rookie and was named to the All-Rookie teams by UPI and Football Digest ... Led the defensive linemen and finished fourth on the team with 81 tackles ... Led the team in tackles in three games; vs. Denver (10/25), Dallas (11/26) and Green Bay (12/13/87) ... Intercepted the first pass of his career vs. the Raiders (11/8) ... Recovered a fumble vs. Detroit (12/20) ... Recorded a sack in a playoff win over San Francisco (1/9/88) ... Started the NFC Championship Game vs. Washington (1/17/89).

College: Thomas was a four-year letterman at Louisiana Tech (1983-86) ... He earned first-team All-Southeastern Conference and All-American honorable mention by the Associated Press as a senior ... Played defensive end and tackle and finished second on the team with 83 tackles, with three sacks, one forced fumble and one fumble recovery as a senior ... He earned MVP honors in the 1987 Sugar Bowl ... Led the defensive line with 56 tackles as a junior ... Named defensive player of the week when he blocked two field goal attempts vs. Notre Dame his junior year ... Started at nose guard his sophomore year until a knee injury sidelined him for the season ... Saw limited playing time in reserve as a freshman.

Personal: Henry Lee Thomas, Jr. was born Jan. 12, 1965 in Houston, Texas ... He attended Eisenhower High in Houston where he was a two-time all-city and all-district defensive tackle and tight end ... He also lettered in track, competing in the discus and shot put ... While in Detroit, he donated $200 for each sack to the Pontiac Police Athletic League ... He has generously donated time and resources to the American Heart Association and the Diabetes Association ... His hobbies include boating and fishing ... Henry's oldest daughter, Natasha, is now 11 ... Henry and his wife, Eyvonne, celebrated the birth of his second daughter, Sydney, on Oct. 15, 1996.

HENRY THOMAS' NFL STATISTICS

Regular Season Defensive Statistics

Year	Team	G/S	TT	UT	A	Sacks	I-Yds	PD	FF	FR
1987	Vikings	12/12	81	56	25	2.5	1-0	1	0	1
1988	Vikings	15/15	80	53	27	6.0	1-7	1	4	1
1989	Vikings	14/14	94	68	26	9.0	0-0	0	3	3
1990	Vikings	16/16	109	64	45	8.5	0-0	0	1	1
1991	Vikings	16/15	100	61	39	8.0	0-0	0	0	1
1992	Vikings	16/16	69	50	19	6.0	0-0	0	0	0
1993	Vikings	13/13	66	60	6	9.0	0-0	1	1	0
1994	Vikings	16/16	65	59	6	7.0	0-0	2	2	1
1995	Lions	16/16	68	45	23	10.5	0-0	0	2	2
1996	Lions	15/15	56	38	18	6.0	0-0	0	2	1
1997	Patriots	16/16	69	44	25	7.0	0-0	1	2	1
Totals-11 years		**165/164**	**857**	**598**	**259**	**79.5**	**2-7**	**6**	**17**	**12**

HENRY THOMAS' NFL STATISTICS (continued)

Additional Regular Season Statistics
Blocked Kicks—1995 (2)
Safeties—1993 (1)
Touchdowns—1988 (1 - 2-yard fumble return), 1989 (1 - 27-yd fumble return)

Postseason Defensive Statistics

Year	Team	G/S	TT	UT	A	S-Yds	I-Yds	PD	FF	FR
1987	Vikings	3/3	7	7	0	1-1	0-0	0	0	0
1988	Vikings	2/1	9	6	3	1-6	0-0	0	0	1
1989	Vikings	1/1	2	2	0	0-0	0-0	0	0	0
1992	Vikings	1/1	5	4	1	0-0	0-0	0	0	0
1993	Vikings	1/0	7	5	2	0-0	0-0	0	0	0
1994	Vikings	1/1	2	2	0	0-0	0-0	1	0	1
1995	Lions	1/1	2	2	0	1-7	0-0	0	0	0
1997	Patriots	2/2	10	6	4	0-0	0-0	0	0	0
Totals - 8 years		**12/10**	**44**	**34**	**10**	**3-14**	**0-0**	**1**	**0**	**2**

Single-Game Career Highs
Regular Season
Tackles – 14 vs. New England (10/20/91)
Sacks – 2.5 vs. Tampa Bay (11/27/94)
Interceptions – 1 (twice) Most recent vs. Green Bay (10/16/88)
Touchdowns – 1 (twice) Most recent vs. Pittsburgh
Blocked Field Goals – 1 (twice) Most recent at Chicago (11/19/95)

Due to insufficient information, Henry Thomas' 1987-96 career game-by-game totals are not listed.

HENRY THOMAS' PATRIOTS TOTALS

1997 Game-By-Game Defensive Totals

Date	Opponent	P/S	TT	UT	A	S	Yds	Int	Yds	PD	FF	FR	W/L	Score
08/31	San Diego	S	3	2	1	1	11	-	-	-	1	1	W	41-7
09/07	at Indianapolis	S	3	2	1	-	-	-	-	-	-	-	W	31-6
09/14	New York Jets	S	4	4	0	-	-	-	-	-	-	-	W (OT)	27-24
09/21	Chicago	S	9	7	2	2	8	-	-	-	1	-	W	31-3
10/06	at Denver	S	5	2	3	1	8	-	-	-	-	-	L	13-34
10/12	Buffalo	S	5	4	1	-	-	-	-	1	-	-	W	33-6
10/19	at New York Jets	S	5	2	3	-	-	-	-	-	-	-	L	19-24
10/27	Green Bay	S	3	3	0	-	-	-	-	-	-	-	L	10-28
11/02	at Minnesota	S	8	5	3	-	-	-	-	-	-	-	L	18-23
11/09	at Buffalo	S	2	2	0	1	0	-	-	-	-	-	W	31-10
11/16	at Tampa Bay	S	5	2	3	-	-	-	-	-	-	-	L	7-27
11/23	Miami	S	3	1	2	-	-	-	-	-	-	-	W	27-24
11/30	Indianapolis	S	4	3	1	2	13	-	-	-	-	-	W	20-17
12/07	at Jacksonville	S	0	0	0	-	-	-	-	-	-	-	W	26-20
12/13	Pittsburgh	S	6	4	2	-	-	-	-	-	-	-	L (OT)	21-24
\12/22	at Miami	S	4	1	3	-	-	-	-	-	-	-	W	14-12
1997	**Season Totals**	**16/16**	**69**	**44**	**25**	**7**	**40**	**0**	**0**	**1**	**2**	**1**	**10-6**	
12/28	Miami	S	4	3	1	-	-	-	-	-	-	-	W	17-3
01/03	at Pittsburgh	S	6	3	3	-	-	-	-	-	-	-	L	6-7
1997	**Postseason Totals**	**2/2**	**10**	**6**	**4**	**0**	**0**	**0**	**0**	**0**	**0**	**0**	**1-1**	



19 TOM TUPA P/QB

career GP/GS

	Season	Playoffs
1988*	2/0	—
1989*	14/2	—
1990*	15/0	—
1991*	11/11	—
1992+	3/0	—
1993&	0/0	—
1994&	16/0	2/0
1995&	16/0	—
1996	16/0	3/0
1997	16/0	2/0
Totals	**109/13**	**7/0**

* seasons with Cardinals
\+ seasons with Colts
& seasons with Browns

out takes

- **After his playing career, Tom plans to pursue an NFL coaching career.**
- **Tom played on an intramural basketball championship team at Ohio State that included teammates Keith Byars, Cris Carter, Pepper Johnson, William White and Jamie Holland.**
- **Tom holds the Ohio State all-time career punting record with a 44.7-yard average. Coincidentally, that same average (44.7) in two years with the Patriots has placed him atop the Patriots' career punting leaders.**
- **As a high school quarterback in Cleveland, Tom guided his team to a state championship.**

Career Transactions

Tom Tupa signed with the Patriots as an unrestricted free agent on March 15, 1996 after playing three seasons with the Cleveland Browns ... He was originally drafted by the Phoenix Cardinals in the third round (68th selection) of the 1988 NFL draft ... Signed with the Cardinals (7/12/88) ... Became a restricted free agent (2/1/91) and re-signed with the Cardinals (7/17/91) ... Granted unconditional free agency (2/1/92) and signed with Indianapolis (3/31/92) ... Released by the Colts on Aug. 30, 1993 and signed with the Browns on Nov. 9, 1993 ... Released by the Browns three weeks later (11/24/93) and was re-signed March 30, 1994 ... Became an unrestricted free agent on Feb. 15, 1996 and signed with the Patriots.

Career Highlights (GP/GS: 109/13; 7/0)

- Tupa is a tremendous talent whose punting prowess was overlooked early in his career while teams tried to develop him as a quarterback.
- Despite averaging 46.7 yards on six punts in his second NFL season (1989), his punting talents were ignored for the first six years of his career. In 1994, the Browns made him their full-time punter and he responded by kicking off seven years of rust to average 40.1 yards per punt.
- In eight NFL seasons, Tupa has now played in 109 games with 13 starts at quarterback. In just over five seasons, he has totaled 292 punts for 12,630 yards (43.3 avg.) and a career long of 73 yards. He has placed 86 punts inside the 20.
- As a quarterback (and out of punt formation), he has completed 252 of 491 passes (.513) for 3,256 yards and

HEIGHT: 6-4	**WEIGHT:** 220
YEAR: 10TH	**YRS/PAT:** 3RD
ACQUIRED: UFA (BAL) '96	
SCHOOL: OHIO STATE	
BORN: FEB. 6, 1966 CLEVELAND, OHIO	

10 touchdowns.
• In addition to his punting and quarterbacking capabilities, he has also been counted upon as the placement holder on field goal and extra point attempts throughout his career.
• In 1994, he tied the single-season NFL record with three two-point conversions, earning the nickname "Two-Point Tupa."
• In 1997, he established a career-high and set a franchise single-season punting record with an average of 45.8 yards per punt. He led the AFC in punting average and was voted as a Pro Bowl first alternate. He finished just one-tenth of a yard shy of New Orleans' Mark Royals' league-leading 45.9-yard average per punt. No Patriot has ever led the league in punting average.
• He boomed a career-long 73-yard punt at Denver (10/6/97)- the longest punt in the AFC in 1997.
• He averaged 45.1 yards on a eight punts vs. Green Bay (1/26/97) in Super Bowl XXXI and placed three of those punts inside the 20-yard line.
• Had a career-day vs. New England (9/29/91) when he threw for 312 yards and three touchdowns, including a season-long 62-yard touchdown pass to Ricky Proehl in a 24-10 victory.

Seasonal Reviews

1997 (16/0, 2/0): Established a career-high and set a franchise single-season punting record with an average of 45.8 yards per punt … He led the AFC in punting average and was voted as a Pro Bowl first alternate … Finished just one-tenth of a yard shy of New Orleans' Mark Royals' league-leading 45.9-yard average per punt … No Patriot has ever led the league in punting average … Boomed a career-long 73-yard punt at Denver (10/6)- the longest punt in the AFC in 1997 … Played in every game and handled the punting and place-holding responsibilities throughout the season … Averaged over 50 yards per kick in four games, including the first two to open the season vs. San Diego (8/31) and at Indianapolis (9/7) … His 55.6-yard average per punt at Indianapolis was a career-best and a franchise record (with a minimum of five punts) … Had a punt blocked for the first time of his career by Corwin Brown vs. the Jets (9/14) … His 73-yard punt at Denver helped boost his average to 51.9 yards on seven punts … Placed five punts inside the 20-yard line at Buffalo (11/9) … Punted just twice vs. Miami (11/23), a season-low … Topped the 50-yard average plateau for the fourth and final time vs. Indianapolis (11/30) with a 51.2-yard average on five punts … Selected special teams captain vs. Pittsburgh and responded by placing three of six punts inside the 20 and averaged 44.5 yards per punt … Made a special teams tackle on a punt return vs. Miami (12/22) in the regular season finale … Averaged 36.7 yards per punt on a cold and windy day at Foxboro in a first round playoff victory over the Dolphins (12/28) … Averaged 42.0 yards on seven punts at Pittsburgh (1/3/98), including a postseason career long of 54 yards … Assisted on a special teams tackle in the game.

1996 (16/0, 3/0): Tupa played in every game as the punter and placement holder on the kicking team … His versatility proved to be invaluable to the Patriots' success in 1996 … In addition to his punting and placement holding responsibilities, Tupa also acted as the Patriots' backup quarterback, giving the team more flexibility with the 45-man active roster for each game … Performed consistently all season and finished the year with 63 punts for 2,739 yards (43.5 avg.) and a net average of 36.0 … His 43.5-yard average was the third highest single season average in team history … The franchise record was set by Rich Camarillo in 1983 when he averaged 44.6 yards per punt, which broke the record he had set the year before with a 43.7-yard average … Tupa averaged 45.0 yards per punt or more in 10 of the first 13 games of the season … Placed three of his four punts inside the 20 at Baltimore (10/6) … Booted a season-long 62-yard punt which one-hopped into the end zone vs. Buffalo (10/27) … The 62-yard punt was the longest by a Patriot since Pat O'Neil punted a 67-yarder in 1994 … Finished the game with four punts for 201 yards, a 50.3-yard average and a net of 49.0, each average represented a season-high … Punted seven times for 324 yards (both season-highs) for a 46.3-yard average and a 42.3-yard net an a long of 56 yards at San Diego (12/1) … Attempted two passes out of punt formation, but both fell incomplete (Sept. 8 at Buffalo and Nov. 17 vs. Denver) … Punted seven times with a 43.6-yard average in the Patriots' divisional playoff game vs. Pittsburgh (1/5/97) … Placed three of his six punts inside the Jacksonville 20-yard line in the AFC Championship Game (1/12/97) … Averaged 45.1 yards on a season-high eight punts vs. Green Bay in Super Bowl XXXI … Placed three of those eight punts inside the 20-yard line.

1995 (16/0-Cleveland): Tupa played in every game in his second full season as a punter … He finished the year with a 43.6-yard average (fifth in the AFC) on 65 punts and placed 18 inside the 20 … Scored what would

have been his second career rushing touchdown on a fake field goal vs. Tampa Bay, but the play was nullified due to an illegal formation penalty and the Browns settled for the field goal ... Completed a 25-yard pass on his only attempt of the season on a fake punt, which led to a third quarter touchdown in the Browns' 35-17 victory over Kansas City (9/24) ... It was his first pass attempt since quarterbacking the Colts in 1992 ... Played an important part in a 29-26 overtime victory over Cincinnati (10/29) when he punted four times for a 44.5-yard average, including two punts placed inside the 20 ... Boomed a season-long 64-yard strike in the fourth quarter ... The punt was muffed and recovered by the Browns on the 5-yard line, leading to a Browns touchdown ... In the overtime period, he booted punts of 42 and 47 yards into the wind ... Punted a career-high nine times, averaging 48.2 yards per punt at Pittsburgh (11/13) ... Averaged 48.5 yards on four punts at Minnesota (12/9) and picked up 9 yards on a fake punt, but was short of the first down ... Averaged 50.5 yards on two punts in season finale at Jacksonville (12/23).

1994 (16/0, 2/0-Cleveland): Tupa played in every game, including the Browns' two playoff games and finished fourth in the AFC with 27 punts placed inside the 20 ... He totaled 80 punts for a 40.1-yard average in his first season as a full-time punter ... 38 of his punts were returned for a conference low 220 yards ... Scored on three two-point conversions, tying an NFL single-season record ... Each of his two-point conversions came out of PAT formation ... Scored the NFL's first two-point conversion in the season opener at Cincinnati (9/4) ... Was the placement holder for Matt Stover, who set a Browns all-time record for single-season accuracy (.928) ... Twice garnered AFC Special Teams Player of the Week honors vs. the Jets (10/2) and the Oilers (10/13) ... Hit a career-long 65-yard punt and placed two kicks inside the 20 in a 27-7 victory over the Jets (10/2) ... Had five games with three or more inside the 20 punts ... Punted eight times in the playoffs for 303 yards (37.9 avg.) in two games.

1993 (0/0-Cleveland): Tupa went to training camp with the Colts, but was among the final preseason cuts (8/30) ... Signed with the Browns on Nov. 10, but was reported among Cleveland's inactives for two games and was then released on Nov. 24, 1993.

1992 (3/0-Indianapolis): Played in three games, seeing reserve action at quarterback ... Completed 17 of 33 passes for 156 yards and one touchdown ... Relieved Jack Trudeau at Buffalo (9/20) and completed 7 of 12 attempts for 64 yards and an interception ... Rushed three times for 9 yards on the season.

1991 (11/11-Phoenix): Started 11 games after Timm Rosenbach suffered a season-ending injury and led the Cardinals to a 4-7 record ... Finished the season with career-highs in every passing category ... Completed 165 of 315 passes (.524) for 2,053 yards, including six touchdowns and 13 interceptions ... Also turned in career-high rushing totals with 28 carries for 97 yards and a touchdown ... Had a career-day vs. New England (9/29) when he threw for 312 yards and three touchdowns, including a season-long 62-yard touchdown pass to Ricky Proehl in a 24-10 victory ... Completed a career-high 24 passes on 38 attempts for 242 yards vs. Dallas (9/22).

1990 (15/0-Phoenix): Played in 15 games as the placement holder on all kicks, but did not take a snap from scrimmage ... Did not appear in the game at Washington (9/9).

1989 (14/2-Phoenix): Started two of 14 games at quarterback ... Finished the season by completing 65 of 134 attempts for 973 yards and three touchdowns ... Threw nine interceptions ... His first career start came vs. Philadelphia (10/15) and he responded with a career-high 41 pass attempts ... Connected with Don Holmes for a career-long 77-yard touchdown pass vs. the Rams (11/19) ... Also completed 72- and 38-yard touchdown passes to Ernie Jones as he connected on 14 of 22 attempts for 245 yards vs. Dallas (11/12) ... Filled in for an injured Rich Camarillo and averaged 46.7 yards on six punts vs. the Raiders (12/10).

1988 (2/0-Phoenix): Played in just two games as a rookie and completed two of three passes for 37 yards vs. Houston (11/20) and two of three passes for 12 yards vs. the Giants (12/5) in reserve action.

College: Tupa was a four-year letterman (1984-87) as a quarterback and punter at Ohio State ... Ranks as the school's all-time leading punter with a 44.7-yard career average on 214 punts ... Finished his Buckeye career completing 171 of 304 passes for 2,252 yards, including 15 touchdowns and just 12 interceptions. 1987: Started every game as a senior and completed 134 of 242 passes (.554) for 1,786 yards and 12 touchdowns ... Played in the Rose, Flori-

da Citrus and Cotton Bowls during his collegiate career.

Personal: Thomas Joseph Tupa Jr. was born on Feb. 6, 1966 in Cleveland, Ohio ... Attended Brecksville High in Cleveland, Ohio and quarterbacked the team to the state championship as a senior ... Was a three-sport star, lettering in football, basketball and baseball ... Averaged 20.8 ppg. and 12 rpg in basketball and was the pitcher and shortstop on the baseball team ... Competed in the NFL's Punt, Pass & Kick contest and was a finalist three times - winning once ... Tom and his wife, Beth, have three sons, Thomas Joseph Tupa III (9/22/94), Timothy David (3/6/96) and Tyler Mark (1/22/98).

TOM TUPA'S NFL STATISTICS

Regular Season Punting Statistics

Year	Opponent	G/S	No	Yds	Avg	Net	TB	In20	Lg	Blk
1989	Cardinals	14/2	6	280	46.7	39.8	0	2	51	0
1994	Browns	16/0	80	3211	40.3	35.4	8	28	65	0
1995	Browns	16/0	65	2831	43.6	36.2	9	18	64	0
1996	Patriots	16/0	63	2739	43.5	36.0	7	14	62	0
1997	Patriots	16/0	78	3569	45.8	36.1	14	24	73	1
Totals - 9 years		**66/2**	**292**	**12630**	**43.3**	**36.0**	**38**	**86**	**73**	**1**

Regular Season Passing Statistics

Year	Team	G/S	Att	Comp	Yds	Pct	TD	Int	Lg	Sacks	Rating
1988	Cardinals	2/0	6	4	49	66.7	0	0	22	1/11	91.7
1989	Cardinals	14/2	134	65	973	48.5	3	9	77t	14/94	52.2
1990	Cardinals	15/0	0	0	0	0.0	0	0	0	0/0	—
1991	Cardinals	11/11	315	165	2053	52.4	6	13	62t	23/200	62.0
1992	Colts	3/0	33	17	156	51.5	1	2	19	5/40	49.6
1994	Browns	16/0	0	0	0	0.0	0	0	0	0/0	—
1995	Browns	16/0	1	1	25	100.0	0	0	25	0/0	189.6
1996	Patriots	16/0	2	0	0	0.0	0	0	0	0/0	—
1997	Patriots	16/0	0	0	0	0.0	0	0	0	0/0	—
Totals - 9 years		**109/13**	**491**	**252**	**3256**	**51.3**	**10**	**24**	**77t**	**43/345**	**58.9**

Regular Season Rushing Statistics

Year	Team	No	Yds	Avg	Lg	TD
1988	Cardinals	15	75	5.0	13	0
1990	Cardinals	1	0	0.0	0	0
1991	Cardinals	28	97	3.5	17	1
1992	Colts	3	9	3.0	10	0
1995	Browns	1	9	9.0	9	0
Totals-9 years		**48**	**190**	**4.0**	**17**	**1**

Additional Regular Season Statistics

Fumbles/Lost/Own Recovered -1989 (2/1/1), 1990 (1/1/0), 1991 (8/6/2), 1992 (1/0/1)
2-Point Conversions (3)- 1994 (3)
Special Teams Tackles- 1997 (1)

Postseason Punting Statistics

Year	Team	G/S	No	Yds	Avg	Net	TB	In20	Lg	Blk
1994	Browns	2/0	8	303	37.9	34.8	1	2	45	0
1996	Patriots	3/0	21	904	43.0	35.5	1	8	53	0
1997	Patriots	2/0	14	551	39.4	30.6	0	3	54	0
Totals - 3 years		**7/0**	**43**	**1758**	**40.9**	**33.7**	**2**	**13**	**54**	**0**

Additional Postseason Statistics

Special Teams Tackles- 1997 (1)

TOM TUPA'S 1994 GAME-BY-GAME PUNTING STATISTICS

Date	Opponent	No	Yds	Avg	TB	In	Lg	B	W/L	Score
09/04	at Cincinnati	5	200	40.0	0	2	47	0	W	28-20
09/11	Pittsburgh	3	120	40.0	0	3	47	0	L	10-17
09/18	Arizona	5	183	36.6	1	2	54	0	W	32-0
09/25	at Indianapolis	8	321	40.1	2	3	59	0	W	21-14
10/02	New York Jets	7	342	48.9	1	2	65	0	W	27-7
10/13	at Houston	5	194	38.8	0	2	50	0	W	11-8
10/23	Cincinnati	7	283	40.4	1	1	55	0	W	37-13
10/30	at Denver	5	227	45.4	2	0	55	0	L	14-26
11/06	New England	5	175	35.0	1	0	46	0	W	13-6
11/13	at Philadelphia	6	228	38.0	0	3	47	0	W	26-7
11/20	at Kansas City	8	334	41.8	0	3	55	0	L	13-20
11/27	Houston	2	81	40.5	0	1	53	0	W	34-10
12/04	N.Y. Giants	3	118	39.3	0	0	48	0	L	13-16
12/10	at Dallas	3	106	35.3	0	1	46	0	W	19-14
12/18	at Pittsburgh	6	232	38.7	0	3	54	0	L	7-17
12/24	Seattle	2	67	33.5	0	1	39	0	W	35-9
1994	**Season Totals**	**80**	**3211**	**40.3**	**8**	**28**	**65**	**0**	**11-5**	
1/1/95	New England	3	113	37.7	1	0	45	0	W	20-13
1/7/95	at Pittsburgh	6	247	41.2	0	4	51	0	L	9-29
1994	**Playoff Totals**	**9**	**360**	**40.0**	**1**	**4**	**51**	**0**	**1-1**	

TOM TUPA'S 1995 GAME-BY-GAME PUNTING STATISTICS

Date	Opponent	No	Yds	Avg	TB	In	Lg	B	W/L	Score
09/03	at New England	6	247	41.2	1	2	52	0	L	14-17
09/10	Tampa Bay	3	116	38.7	2	0	45	0	W	22-6
09/17	at Houston	8	349	43.6	1	3	56	0	W	14-7
09/24	Kansas City	6	228	38.0	0	1	47	0	W	35-17
10/02	Buffalo	3	116	38.7	1	0	43	0	L	19-22
10/08	at Detroit	6	287	47.8	0	2	57	0	L	20-38
10/22	Jacksonville	2	81	40.5	1	1	45	0	L	15-23
10/29	at Cincinnati	4	178	44.5	0	2	64	0	W	29-26
11/05	Houston	-	-	-	-	-	-	-	L	10-37
11/13	at Pittsburgh	9	434	48.2	0	0	59	0	L	3-20
11/19	Green Bay	2	83	41.5	0	0	43	0	L	20-31
11/26	Pittsburgh	2	97	48.5	0	1	52	0	L	17-20
12/03	at San Diego	5	188	37.6	0	3	52	0	L	13-31
12/09	at Minnesota	4	194	48.5	1	2	56	0	L	11-27
12/17	Cincinnati	3	132	44.0	1	1	46	0	W	26-10
12/24	at Jacksonville	2	101	50.5	1	0	51	0	L	21-24
1995	**Season Totals**	**65**	**2831**	**43.6**	**9**	**18**	**64**	**0**	**5-11**	

TOM TUPA'S 1996 GAME-BY-GAME PUNTING STATISTICS

Date	Opponent	No	Yds	Avg	TB	In	Lg	B	W/L	Score
09/01	at Miami	2	94	47.0	0	0	50	0	L	10-24
09/08	at Buffalo	4	182	45.5	1	0	53	0	L	10-17
09/15	Arizona	5	220	44.0	3	0	55	0	W	31-0
09/22	Jacksonville	2	76	38.0	0	0	45	0	W	28-25
10/06	at Baltimore	4	156	39.0	0	3	43	0	W	46-38
10/13	Washington	2	94	47.0	1	0	56	0	L	22-27
10/20	at Indianapolis	6	276	46.0	0	2	58	0	W	27-9
10/27	Buffalo	4	201	50.3	1	1	62	0	W	28-25
11/03	Miami	5	244	48.8	0	2	54	0	W	42-23
11/10	at N.Y. Jets	1	47	47.0	0	0	47	0	W	31-27
11/17	Denver	5	225	45.0	0	0	53	0	L	8-34
11/24	Indianapolis	4	155	38.8	0	1	43	0	W	27-13
12/01	at San Diego	7	324	46.3	0	2	56	0	W	45-7
12/08	New York Jets	3	115	38.3	1	2	46	0	W	34-10
12/15	at Dallas	3	113	37.7	0	1	48	0	L	6-12
12/21	at NY Giants	6	217	36.2	0	0	53	0	W	23-22
1996	**Season Totals**	**63**	**2739**	**43.5**	**7**	**14**	**62**	**0**	**11-5**	
01/05	Pittsburgh	7	305	43.6	1	2	52	0	W	28-3
01/12	Jacksonville	6	238	39.7	0	3	46	0	W	20-6
01/26	Green Bay	8	361	45.1	0	3	53	0	L	21-35
1996	**Playoff Totals**	**21**	**904**	**43.0**	**1**	**8**	**53**	**0**	**2-1**	

TOM TUPA'S 1997 GAME-BY-GAME PUNTING STATISTICS

Date	Opponent	No	Yds	Avg	TB	In	Lg	B	W/L	Score
08/31	San Diego	4	205	51.3	2	0	56	0	W	41-7
09/07	at Indianapolis	5	278	55.6	1	2	65	0	W	31-6
09/14	New York Jets	5	206	41.2	0	1	55	1	W	(OT) 27-24
09/21	Chicago	5	238	47.6	2	1	63	0	W	31-3
10/06	at Denver	7	363	51.9	2	1	73	0	L	13-34
10/12	Buffalo	3	144	48.0	1	0	49	0	W	33-6
10/19	at N.Y. Jets	4	163	40.8	0	2	55	0	L	19-24
10/27	Green Bay	3	111	37.0	0	2	52	0	L	10-28
11/02	at Minnesota	5	232	46.4	0	1	56	0	L	18-23
11/09	at Buffalo	6	233	38.8	0	5	50	0	W	31-10
11/16	at Tampa Bay	7	293	41.9	2	0	21	0	L	7-27
11/23	Miami	2	88	44.0	0	0	45	0	W	27-24
11/30	Indianapolis	5	256	51.2	3	1	55	0	W	20-17
12/07	at Jacksonville	4	166	41.5	0	1	50	0	W	26-20
12/13	Pittsburgh	6	267	44.5	1	3	57	0	L	(OT) 21-24
12/22	at Miami	7	326	46.6	0	4	65	0	W	14-12
1997	**Season Totals**	**78**	**3569**	**45.8**	**14**	**24**	**73**	**1**	**10-6**	
12/28	Miami	7	257	36.7	0	1	49	0	W	17-3
01/03	at Pittsburgh	7	294	42.0	0	2	54	0	L	6-7
1997	**Playoff Totals**	**14**	**551**	**39.4**	**0**	**3**	**54**	**0**	**1-1**	



4 ADAM VINATIERI K

career GP/GS

	Season	Playoff
1996	16/0	3/0
1997	16/0	2/0
Totals	**32/0**	**5/0**

out takes

★ Adam caught Herschel Walker from behind to make a TD-saving tackle after a 70-yard kickoff return. The possession resulted in a field goal.

★ Adam's brother, Chad, earned Rookie of the Year honors in trapshooting in 1996.

★ In college, Adam once booted a 77-yard punt.

★ Adam has two unique family ties. He is a cousin of daredevil Evel Knievel and great, great grandson of Felix Vinatieri — who was General Custer's bandmaster.

HEIGHT: 6-0 | **WEIGHT:** 205
YEAR: 3RD | **YRS/PAT:** 3RD
ACQ: FA '96
SCHOOL: SOUTH DAKOTA STATE
MAJOR: FITNESS & WELLNESS
BORN: DEC. 28, 1972
YANKTOWN, SD

Career Transactions

Adam Vinatieri signed with the Patriots as a rookie free agent on June 28, 1996 ... He originally signed with the Amsterdam Admirals of the World League in the spring of 1996.

Career Highlights (GP/GS: 32/0; 5/0)

- Scored 115 points in 1997 after a 120-point rookie season to become just the fourth player in franchise history to score over 100 points in consecutive seasons, joining Gino Cappelletti, John Smith and Tony Franklin.
- Set a franchise rookie record with 120 points in 1996.
- Set a franchise record by kicking 25 consecutive field goals without a miss over a span of two years to finish just six kicks shy of the NFL record.
- Ranks sixth among the NFL's all-time leading scorers after just two seasons in the NFL with 235 total points.
- Earned Miller Lite Player of the Game and Staples Star of the Game honors after converting all four field goals, including a career-long 52-yarder, and three PATs for 15 points in the Patriots' 33-6 victory over Buffalo (10/12/97).
- Enters the 1998 season ranked 13th in franchise history with 235 career points.
- While in the World League, Vinatieri showed that he had a strong leg and could double as a punter. He was signed to add depth and consistency to the Patriots' kickoff team in 1996, but ultimately displayed enough poise and promise to warrant the release of veteran placekicker Matt Bahr.

1997 (16/0, 2/0): Played in every game and led the team in scoring with 115 points -sixth in the AFC ... Earned first-team All-AFC honors from the *Football News* and was the recipient of the Shaw's 12th Man Award, as voted on by the New England fans ... Handled all kicking duties, including kickoffs, field goals

and PATs ... Converted 25 of 29 field goals (.862) and all 40 PATs ... His 115 points ranks 10th among the Patriots' all-time leading single season scorers ... His 25 field goals ranked fifth in franchise history and were just two shy of his single season career-high ... Converted 3-of-5 field goals and a pair of extra points to lead the team with 11 points in the postseason ... Set a franchise record for the longest postseason field goal with a 46-yard kick at Pittsburgh (1/3/98) ... Opened the season with a pair of field goals and five PATs in a 41-7 victory over the Chargers (8/31) ... Set a new franchise record with his 15th consecutive field goal without a miss at Denver (10/6) ... Earned Miller Lite Player of the Game and Staples Star of the Game honors after converting all four field goals, including a career-long 52-yarder, and three PATs for 15 points in the Patriots' 33-6 victory over Buffalo (10/12) ... His 52-yard field goal was the fourth longest field goal in Patriots history ... Named AFC Special Teams Player of the Week for his efforts vs. Buffalo ... Named special teams captain at the Jets (10/19) and extended his field goal streak to a league-best 21 consecutive successful field goals ... Remained perfect for the season, converting his first 17 field goal attempts and every PAT attempt until the 10th game of the season at Buffalo (11/9) when he missed a 42-yard attempt wide right ... His streak of successful kicks ended just six short of the NFL record of 31 consecutive field goals held by Fuad Reveiz ... Followed with a 45-yard attempt, which caromed off the right upright and was no good ... It was just the second time in his career that he had missed two attempts in a game ... His first was also at Buffalo on Sept. 8, 1996, where he missed two field goals and had a third attempt blocked in a 17-10 loss ... Eclipsed the 100-point plateau for the season at Jacksonville (12/7) and scored 14 points, converting 4-of-5 field goal attempts and a pair of PATs ... Converted just 1-of-3 field goals in the first-round playoff victory over Miami (12/28) ... Scored all six points with a pair of field goals at Pittsburgh in a 7-6 loss.

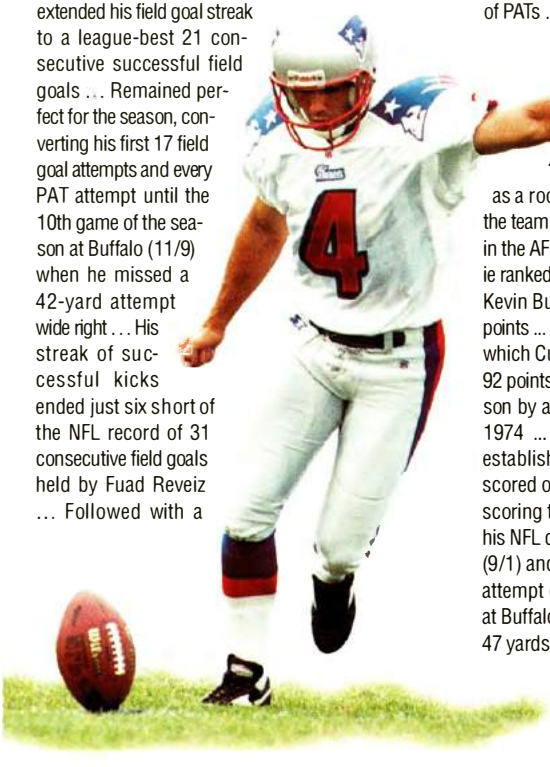

MOST POINTS SCORED IN FIRST TWO SEASONS (NFL HISTORY)

Only five players in NFL history have scored more points in their first two seasons than Patriots kicker Adam Vinatieri has. The league's top seven scorers after two years are listed below:

Rk	Name	Pts
1.	Kevin Butler	264
2.	Chris Boniol	241
3.	Jason Elam	238
4.	Eddie Murray	237
5.	Jan Stenerud	237
6.	**Adam Vinatieri**	**235**
7.	David Treadwell	229

1996 (16/0, 3/0): Vinatieri played in every game as a rookie, including all three playoff games ... Led the team in scoring with 120 points, which ranked third in the AFC and fifth overall ... His 120 points by a rookie ranked eighth in NFL history and was the most since Kevin Butler set a new record in 1985 with 144 total points ... It also set a new Patriots rookie scoring record, which Curtis Martin had set in 1995 when he scored 92 points ... The team record for points scored in a season by a rookie kicker was 90, set by John Smith in 1974 ... Vinatieri combined with Curtis Martin to establish another franchise first, as both players scored over 100 points to give the Patriots their first scoring tandem to eclipse the century mark ... Made his NFL debut in the Patriots' season-opener at Miami (9/1) and connected on a 25-yard field goal, his only attempt of the day ... Converted a 42-yard field goal at Buffalo (9/8), but missed on kicks from 45, 25 and 47 yards away, as two kicks bounced off the crossbar ... Missed an extra point attempt and a 47-yard attempt vs. Arizona (9/15), before he overcame his kicking slump at Jacksonville

PATRIOTS SINGLE-SEASON HIGHS

Adam Vinatieri has had two outstanding seasons since joining the Patriots in 1996. He has performed consistently, posting nearly identical numbers in his first two years. As a rookie, he scored 120 points, converting 27 of 35 field goals and 39 of 42 extra point attempts. In 1997, he scored 115 points, converting 25 of 29 field goals and all 400 extra point attempts. Those season totals and their place in Patriots history are listed below:

FIELD GOALS MADE

No	Name	Year
32	Tony Franklin,	1986
27	**Adam Vinatieri**	**1996**
27	Matt Bahr	1994
26	John Smith	1980
25	**Adam Vinatieri**	**1997**
25	Gino Cappelletti	1964

TOTAL POINTS

Pts	Name,	Year
155	Gino Cappelletti	1964
147	Gino Cappelletti	1961
140	Tony Franklin	1986
132	Gino Cappelletti	1965
129	John Smith	1980
128	Gino Cappelletti	1962
120	**Adam Vinatieri**	**1996**
119	Gino Cappelletti	1966
117	Matt Bah,	1994
115	**Adam Vinateiri**	**1997**
115	John Smith	1979

EXTRA POINTS ATTEMPTED

No	Name	Year
51	John Smith	1980
50	Gino Cappelletti	1961
49	John Smith	1979
46	John Smith	1976
45	Tony Franklin	1986
43	John Smith	1974
42	Tony Franklin	1984
42	**Adam Vinatieri**	**1996**
41	Tony Franklin	1985
40	**Adam Vinatieri**	**1997**
40	Gino Cappelletti	1962

EXTRA POINTS MADE

No	Name	Year
51	John Smith	1980
48	Gino Cappelletti	1961
46	John Smith	1979
44	Tony Franklin	1986
42	Tony Franklin	1984
42	John Smith	1976
42	John Smith	1974
40	**Adam Vinatieri**	**1997**
40	Tony Franklin	1985

(9/22) ... Earned AFC Special Teams Player of the Week honors and Miller Lite Player of the Game for his 5-for-6 performance against Jacksonville, including the game-winning 40-yard kick in overtime ... Scored a season-high 16 points in the game ... It was the first game-winning situation he had been in professionally and he converted the kick with the poise of a polished veteran ... His six field goal attempts in a game tied Gino Cappelletti for fourth in team history ... His five field goals made ranks second in franchise history ... Converted his next six field goal attempts ... Scored 12 points and went 3-for-3, including a season-long 50-yard kick the following week in a 46-38 victory at Baltimore (10/6) ... Scored 10 points, converting his first three kicks vs. Washington (10/13) before a 43-yard attempt sailed wide right, snapping his consecutive field goal streak at eight (fourth longest streak in franchise history) ... Connected on his next four attempts before attempting a season-long from 54 yards out, which fell short vs. Buffalo (10/27) ... Did not attempt a field goal in a 42-23 victory over Miami (11/3), which snapped a streak of eight consecutive games with a field goal, but he did convert all six PAT attempts ... Converted all six extra point attempts and connected on his only field goal attempt to score nine points in a 45-7 victory over San Diego (12/1) ... Scored 10 points the following week vs. the Jets (12/8) ... Scored the only points of the game with two field goals at Dallas (12/15), but made the play of the game on a Herschel Walker kick return when he caught the track star from behind and made a touchdown saving tackle after a 70-yard return down the sideline ... The defense held and the Cowboys had to settle for a field goal ... Closed out the season with five points in a 23-22 come-from-behind victory over the N.Y. Giants (12/21) ... He scored 13 points in three playoff games ... Concluded his rookie season with three PATs in the Super Bowl (1/26/97), completing a rookie year which including 33 professional games in just over 10 months (combining the World League and NFL games played during the 1996-97 campaign).

World League GP/GS (10/0-Amsterdam): Vinatieri made his professional debut with the Amsterdam Admirals after playing collegiately at South Dakota State ... After college, he spent the fall of 1995 training to compete professionally ... He received a World League tryout and earned a roster position with the Admirals as a placekicker and a punter. 1996 (10/0): Played in every game for the Admirals, performing the team's kickoff, field goal and punting responsibilities ... Converted 9-of-10 field goals and was perfect on four extra point attempts for a team-leading 31 total points - ninth in the league in scoring ... He also handled all of the team's punting chores and finished fourth in the league with a 39.3-yard average on 41 punts ... He ranked second in the league in net average with a 34.7-yard average ... 12 of his 41 punts were downed inside the 20, with just four touchbacks.

College: Vinatieri was a four-year letterman at South Dakota State as a placekicker ... He also handled the team's punting chores from 1992 through 1994, earning first-team all-conference honors in each of those three seasons ... He finished his collegiate career as the school' all-time scoring leader with 185 career points scored ... He converted 104 of 114 PATs (.912) and 27 of 53 field goals (.509) ... In 1992, he kicked a career-long 51-yard field goal, which he tied as a senior in 1994 ... He totaled 144 career punts with a career-long punt of 77 yards as a senior. **1994:** Converted 35 of

CLIMBING THE CHARTS

Adam Vinatieri enters the 1998 season ranked 13th among the franchise's all-time leading scorers - after just two seasons. He enters the season just 59 points shy of breaking into the team's top five all-time scorers.

			—Touchdowns—						
Rk	**Player**	**Years**	**TD**	**Ru**	**Pa**	**Rt**	**FG**	**PAT**	**Total**
1.	Gino Cappelletti	1960-70	42	0	42	0	176	342	1,130
2.	John Smith	1974-83	0	0	0	0	128	308	692
3.	Tony Franklin	1984-87	0	0	0	0	93	163	442
4.	Stanley Morgan	1977-89	68	0	67	1	0	0	408
5.	Sam Cunningham	1973-79, 81-82	49	43	6	0	0	0	294
6.	Jim Nance	1965-71	46	45	1	0	0	0	276
7.	Tony Collins	1981-87	44	32	12	0	0	0	264
8.	Ben Coates	1991-97	42	0	42	0	0	0	254
9.	Larry Garron	1960-68	42	14	26	2	0	0	252
10.	Irving Fryar	1984-92	41	1	37	3	0	0	246
11.	Jim Colclough	1960-68	39	0	39	0	0	0	238
12.	Matt Bahr	1993-95	0	0	0	0	55	73	238
13.	**Adam Vinatieri**	**1996-97**	**0**	**0**	**0**	**0**	**52**	**77**	**235**

40 PATs and four of 12 field goals for 47 points as a senior ... Tied his career-long with a 51-yard field goal ... Added 57 punts for a 43.5-yard average and had a career-long 77-yard punt to lead the league for his third consecutive season ... Ranked fourth in Division II ball with a 43.5-yard punting average. **1993:** Converted 38 of 41 PATs (.927) and 7-of-15 field goals (.467) for 59 total points as a junior to earn second-team all-conference honors ... Averaged 41.8 yards on 36 punts and had a season-long 57 yards. **1992:** Led the team in scoring when he converted 16-of-18 PATs (.889) and 8-of-13 field goals (.615) for 40 total points ... Set a school record with a 51-yard field goal vs. North Dakota ... Earned first-team all-league honors as a punter with 58 punts for a 40.1-yard average as a sophomore. **1991:** Handled all the kicking duties for South Dakota State as a freshman ... Converted 15-of-15 PATs and 8-of-13 field goal attempts for 39 points.

Personal: Adam Matthew Vinatieri was born the son of Paul and Judy Vinatieri on Dec. 28, 1972 in Yankton, S.D. ... He is the second of four children ... He lettered in football, soccer, track and wrestling at Rapid City (S.D.) Central High and earned first-team all-state honors in 1991 ... Earned his degree in fitness and wellness at South Dakota State ... His younger brother, Beau, is a kicker at Blackhill State College ... Adam has been very active in the community since joining the Patriots ... The Rhode Island Coalition Against Domestic Violence, the Fellowship of Christian Athletes, Athletes in Action, D.A.R.E. and the Governor's Highway Safety Bureau are just a few of the many charities which Adam have donated time and resource to over the past couple years ... Adam enjoys hunting, dogs and riding motor cycles ... Single.

ADAM VINATIERI'S NFL STATISTICS

Regular Season Scoring

Year	**Team**	**G**	**PATs**	**Pct**	**FGs**	**Pct**	**Lg**	**Pts**
1996	Patriots	16	39-42	.928	27-35	.771	50	120
1997	Patriots	16	40-40	1.000	25-29	.862	52	115
Totals - 2 years		**32**	**79-82**	**.963**	**52-64**	**.813**	**52**	**235**

Regular Season Field Goal Distances

Year	**Team**	**1-19**	**20-29**	**30-39**	**40-49**	**50+**	**Total**
1996	Patriots	1-1	9-10	8-8	8-14	1-2	27-35
1997	Patriots	0-0	11-11	7-9	6-8	1-1	25-29
Totals - 2 years		**1-1**	**20-21**	**15-17**	**14-22**	**2-3**	**52-64**
		1.000	**.952**	**.882**	**.636**	**.667**	**.813**

ADDITIONAL STATISTICS

Additional Regular Season Statistics

Special Teams Tackles (TT-UT-A)- 1996 (4-3-1), 1997 (4-4-0)

Punts- 1996 (1 for 27 yards)

Field Goal Breakdowns

Overall: 52-64 (.813) Home: 29-35 (.829) Away: 23-29 (.793)

On Grass: 40-47 (.851)

On Artificial Turf: 12-17 (.706)

In Domes: 5-5 (1.000)

Outdoors: 47-59 (.797)

Single-Game Career Highs

Regular Season

Most Points- 16 vs. Jacksonville (9/22/96)

Most FG Attempts - 6 vs. Jacksonville (9/22/96)

Most FGs Made - 5 vs. Jacksonville (9/22/96)

Longest FG - 52 vs. Buffalo (10/12/97)

Most PAT Attempts- 6 (twice) Most recent at San Diego (12/1/96)

Most PATs Made -6 (twice) Most recent at San Diego (12/1/96)

Postseason Scoring

Year	Team	G	PATs	Pct	FGs	Pct	Lg	Pts
1996	Patriots	3	9-9	1.000	2-3	.667	29	15
1997	Patriots	2	2-2	1.000	3-5	.600	46	11
Totals - 2 years		**5**	**11-11**	**1.000**	**5-8**	**.625**	**46**	**26**

Postseason Field Goal Distances

Year	Team	1-19	20-29	30-39	40-49	50+	Total
1996	Patriots	0-0	2-2	0-0	0-1	0-0	2-3
1997	Patriots	0-0	1-1	1-1	1-3	0-0	3-5
Totals - 2 years		**0-0**	**3-3**	**1-1**	**1-4**	**0-0**	**5-8**

Additional Postseason Statistics

Special Teams Tackles (TT-UT-A)- 1996 (1-1-0), 1997 (1-1-0)

ADAM VINATIERI'S 1996 GAME-BY-GAME SCORING TOTALS

Date	Opponent	XP	XPA	%	Field Goals (Missed)	%	PTS	W/L	Score
09/01	at Miami	1	1	1.000	25	1.000	4	L	10-24
09/08	at Buffalo	1	1	1.000	42, (45), (25), (47b)	.250	4	L	10-17
09/15	Arizona	2	3	.667	(47), 31	.500	5	W	31-0
09/22	Jacksonville	1	2	.500	23, 30, 29, (44), 41, 40	.833	16	W	28-25
10/06	at Baltimore	3	3	1.000	22, 35, 50	1.000	12	W	46-38
10/13	Washington	1	1	1.000	24, 35, 29, (43)	.750	10	L	22-27
10/20	at Indianapolis	3	3	1.000	44, 36	1.000	9	W	27-9
10/27	Buffalo	2	3	.667	40, 32, (54)	.667	8	W	28-25
11/03	Miami	6	6	1.000		—	6	W	42-23
11/10	at N.Y. Jets	4	4	1.000	30	1.000	7	W	31-27
11/17	Denver	0	0	—	(40)	—	0	L	8-34
11/24	Indianapolis	3	3	1.000	26, 22	1.000	9	W	27-13
12/01	at San Diego	6	6	1.000	47	1.000	9	W	45-7
12/08	New York Jets	4	4	1.000	19, 41	1.000	10	W	34-10
12/15	at Dallas	0	0	—	21,30	1.000	6	L	6-12
12/21	at NY Giants	2	2	1.000	40	1.000	5	W	23-22
1996 Season Totals		**39**	**42**	**.928**	**27-35**	**.771**	**120**	**11-5**	
01/05	Pittsburgh	4	4	1.000		—	4	W	28-3
01/12	Jacksonville	2	2	1.000	29, 20, (46)	.667	8	W	20-6
01/26	Green Bay	3	3	1.000		—	3	L	21-35
1996 Postseason Totals		**9**	**9**	**1.000**	**2-3**	**.667**	**15**	**2-1**	

ADAM VINATIERI'S 1997 GAME-BY-GAME SCORING TOTALS

Date	Opponent	XP	XPA	%	Field Goals (Missed)	%	PTS	W/L	Score
08/31	San Diego	5	5	1.000	21, 26	1.000	11	W	41-7
09/07	at Indianapolis	4	4	1.000	21	1.000	7	W	31-6
09/14	New York Jets	3	3	1.000	33, 34	1.000	9	W	ot 27-24
09/21	Chicago	4	4	1.000	27	1.000	7	W	31-3
10/06	at Denver	1	1	1.000	26, 49	1.000	7	L	13-34
10/12	Buffalo	3	3	1.000	20, 23, 41, 52	1.000	15	W	33-6
10/19	atNew York Jets	2	2	1.000	24	1.000	5	L	19-24
10/27	Green Bay	1	1	1.000	38	1.000	4	L	10-28
11/02	at Minnesota	0	0	—	22, 25	1.000	6	L	18-23
11/09	at Buffalo	4	4	1.000	42, (42), (45)	.333	7	W	31-10
11/16	at Tampa Bay	1	1	1.000		—	1	L	7-27
11/23	Miami	3	3	1.000	36, 27, (30)	.667	9	W	27-24
11/30	Indianapolis	2	2	1.000	32, 48	1.000	8	W	20-17
12/07	at Jacksonville	2	2	1.000	44, 41, 33, 39, (32)	.800	14	W	26-20
12/13	Pittsburgh	3	3	1.000		—	3	L	ot 21-24
12/22	at Miami	2	2	1.000		—	2	W	14-12
1997 Season Totals		**40**	**40**	**1.000**	**25-29**	**.793**	**115**	**10-6**	
12/28	Miami	2	2	1.000	(48), (47), 22	.333	5	W	17-3
01/03	atPittsburgh	0	0	—	31, 46	1.000	6	L	6-7
1997 Playoff Totals		**2**	**2**	**1.000**	**3-5**	**.600**	**11**	**1-1**	

97 MARK WHEELER DT

career GP/GS

	Season	Playoffs
992	16/16	—
1993	10/10	—
1994	15/8	—
1995	14/12	—
1996	16/15	3/3
1997	14/14	2/2
Totals	85/75	5/5

out takes

- Mark enjoys fishing and playing golf.
- Mark has been very active in the community since joining the Patriots in 1996.
- Mark is a devout Christian.

HEIGHT: 6-3 | **WEIGHT:** 285
YEAR: 7TH | **YRS/PAT:** 3RD
ACQ: UFA (TB) '96
SCHOOL: TEXAS A&M
BORN: APRIL 1, 1970
SAN MARCOS, TEXAS

Career Transactions

Mark Wheeler signed with the New England Patriots as an unrestricted free agent on March 21, 1996 after four seasons with Tampa Bay ... He was originally draft by the Bucs in the third round (59th selection) of the 1992 NFL draft ... Signed by Tampa Bay (7/9/92) ... Became an unrestricted free agent (2/15/96).

Career Highlights (GP/GS: 85/75; 5/5)

- Wheeler joined the Patriots as an unrestricted free agent in 1996 after four years in Tampa Bay. He immediately stepped into a starting position in the Patriots' 4-3 defense and provided consistent production throughout the season.
- In five NFL seasons, he has now totaled 211 career tackles (140 solos) and 12 quarterback sacks, while playing nose tackle, right defensive tackle and left defensive tackle.
- Forced a fumble when he sacked Stan Humphries in the 1997 season opener (8/31/97). Humphries suffered a separated shoulder and left the game.
- Posted a pair of sacks vs. the Jets (9/14/97) giving Wheeler three sacks in the first three games of the season. It was his first two-sack game of his career.
- Wheeler recorded his career-high with nine tackles vs. Washington (10/13) in 1996.

Seasonal Reviews

1997 (14/14, 2/2): Started 14 games for the Patriots at left defensive tackle ... Missed the final two games of the regular season to rehab a hamstring injury ... Ranked second among the team's defensive linemen with 36 total tackles and ranked ninth overall ... Credited with four sacks, the most since recording five sacks as a rookie in 1992 ... Batted down one pass and forced one fumble ... Opened the season vs. San Diego (8/31) and forced a fumble when he sacked Stan Humphries ... In his attempt to recover the fumble,

Wheeler landed on Humphries and separated the quarterback's left shoulder … Named defensive team captain the following week at Indianapolis (9/7) and had one tackle … Recorded second and third sacks of the year vs. the Jets (9/14) … Suffered a concussion vs. Buffalo (10/12) after recording a pair of tackles and a pass deflection … Returned the following week at the Jets (10/19) and registered four solo tackles, including his fourth sack of the season … Including his sack, three of his four tackles were behind the line of scrimmage … Suffered his second concussion of the season at Tampa Bay (11/16), but returned to finish the game … Recorded a season-high with five tackles vs. Indianapolis (11/30) … Pulled a hamstring and missed the final two regular season games vs. Pittsburgh (12/13) and at Miami (12/22) … Returned to the starting lineup for both playoff games and posted eight tackles, including five stops at Pittsburgh (1/3/98).

1996 (16/15, 3/3): Wheeler started 15 of 16 games, opening at left defensive tackle for 14 of those starts and right defensive tackle once ... Tied for seventh on the team with 62 total tackles, including a sack for 8 yards ... His 62 tackles represents a personal career-best, exceeding his previous single-season high of 61 tackles he set as a rookie in 1992 ... Batted down one pass and was credited with one fumble recovery ... Made his Patriots starting debut in the season opener at Miami (9/1) and posted a pair of tackles ... Registered five tackles (4 solos) and deflected a pass at the line of scrimmage at Buffalo (9/8) ... Ranked second on the team when he recorded a career-high with nine tackles vs. Washington (10/13) ... Ranked second on the team with eight stops, including seven solos vs. Buffalo (10/27) ... Logged seven stops and recovered his only fumble of the season vs. Miami (11/3) ... Dropped Stan Humphries for a loss of 8 yards with his only sack of the season at San Diego (12/1) ... Gave a consistent performance throughout the playoffs, totaling 13 tackles in the three playoff games.

1995 (14/12-Tampa Bay): Started 12 of 14 games last season for the Bucs and finished the year with 32 total tackles (22 solo), including a sack for eight yards ... Missed two games due to a turf toe injury suffered on Oct. 29 at Houston ... Did not start vs. Atlanta (10/22) when the Bucs opened in a nickel back formation ... Opened the season at left defensive tackle at Philadelphia (9/3) and made four hits, including one of the team's five sacks on the day when he dropped Randall Cunningham for an 8-yard loss ... Recorded season-highs with five tackles at Cleveland (9/10) and again vs. Cincinnati (10/8).

1994 (15/8-Tampa Bay): Started eight of 15 games for the season ... Missed one game on the inactive list (10/30) ... Credited with 30 tackles (24 solo), including three sacks for the season ... Opened the season at nose tackle, but was then relegated to a reserve role in eight of the next nine games before resuming the starting responsibilities for the final six contests ... Recorded Tampa Bay's first sack of the season in the opener at Chicago (9/4) ... Earned Player of the Game honors for his performance in a 20-17 overtime victory over Minnesota (11/27) when he recorded a season-high six tackles, including a sack ... Matched that performance with six tackles and his third sack of the season in a 26-21 victory over Washington (12/4) while limiting the Redskins to a club record low of just 10 yards rushing ... Posted six stops again in the season finale vs. Green Bay (12/24).

1993 (10/10-Tampa Bay): Started all 10 games at nose tackle and finished the season with 26 tackles (16 solo), including a pair of quarterback sacks ... Started the first seven games of the season before suffering a knee injury which resulted in arthroscopic surgery to repair ... Missed six games due to the injury, but returned with five tackles, including a sack vs. the Raiders (12/19) ... Recorded a season-high with six tackles against San Diego in the season finale (1/2/94).

1992 (16/16-Tampa Bay): Started every game at nose tackle for the Bucs as a rookie ... Closed out an impressive debut season with 61 total tackles (42 solo), with five sacks and a forced fumble ... Posted a season-high seven tackles, including a sack and a forced fumble at Minnesota (9/20) ... Picked up six tackles and a sack vs. New Orleans (11/1) ... He was the first of two third-round draft picks in 1992.

College: Played two seasons at Texas A&M after transferring from Navaro (Texas) Junior College ... Totaled 51 tackles (23 solo), including 4.5 sacks, two fumble recoveries and two passes defensed in a little more than one full season ... Earned all-conference honors as a senior ... Led the Aggie's defensive linemen with 41 tackles (17 solo), including 4.5 sacks ... Recorded a career-high with 11 hits in a 34-12 victory over Baylor ... Posted three of his 4.5 sacks in a 27-18 triumph over Houston ... Posted 10 tackles in his final collegiate game vs. Florida State in the Cotton Bowl ... Missed

the first seven games of his junior year due to a knee injury on the first day of fall drills ... Totaled 160 tackles (79 solo), including six sacks, four fumble recoveries and five passes defensed in one season at Navaro J.C. ... Did not play as a freshman.

Personal: Mark Anthony Wheeler was born April 1, 1970 in San Marcos, Texas ... Attended San Marcos (Texas) High and lettered in football as an offensive and defensive lineman ... He spends his leisure time fishing and playing golf ... He enjoys working with children ... Mark and his wife, Diona, celebrated the first birthday of their first daughter, Devin, on June 30, 1998.

MARK WHEELER'S NFL STATISTICS

Regular Season Defensive Statistics

Year	Teams	GP/GS	TT	UT	A	S-Yds	I-Yds	PD	FF	FR
1992	Bucs	16/16	61	42	19	5-26	0-0	0	1	0
1993	Bucs	10/10	26	16	10	2-13	0-0	0	0	0
1994	Bucs	15/8	30	24	6	3-16	0-0	0	0	0
1995	Bucs	14/12	32	22	10	1-8	0-0	1	0	0
1996	Patriots	16/15	62	36	26	1-8	0-0	1	0	1
1997	Patriots	14/14	36	26	10	4-39	0-0	1	1	0
Totals- 6 years		**85/75**	**247**	**166**	**81**	**16-110**	**0-0**	**3**	**2**	**1**

Postseason Defensive Statistics

Year	Teams	GP/GS	TT	UT	A	S-Yds	I-Yds	PD	FF	FR
1996	Patriots	3/3	13	7	6	0-0	0-0	0	0	0
1997	Patriots	2/2	8	4	4	0-0	0-0	0	0	0
Totals- 2 years		**5/5**	**21**	**11**	**10**	**0-0**	**0-0**	**0**	**0**	**0**

Single-Game Career Highs

Regular Season

Tackles – 9 vs. Washington (10/13/96), (1/3/98)

Assists – 5 vs. Washington (10/13/96)

Sacks – 2 vs. New York Jets (9/14/97)

Sacks – none

Postseason

Tackles – 5 (3 times) Most recent at Pittsburgh

Solo Tackles – 7 vs. Buffalo (10/27/96)

Solo Tackles – 4 vs. Jacksonville (1/1297)

Assists – 3 at Pittsburgh (1/3/98)

MARK WHEELER'S 1996 GAME-BY-GAME DEFENSIVE TOTALS

Date	Opponent	P/S	TT	UT	A	S	Yds	Int	Yds	PD	FF	FR	W/L	Score
09/01	at Miami	S	2	2	-	-	-	-	-	-	-	-	L	10-24
09/08	at Buffalo	S	5	4	1	-	-	-	-	1	-	-	L	10-17
09/15	Arizona	S	1	-	1	-	-	-	-	-	-	-	W	31-0
09/22	Jacksonville	S	-	-	-	-	-	-	-	-	-	-	W	28-25
10/06	at Baltimore	S	2	2	-	-	-	-	-	-	-	-	W	46-38
10/13	Washington	S	9	4	5	-	-	-	-	-	-	-	L	22-27
10/20	at Indianapolis	S	3	1	2	-	-	-	-	-	-	-	W	27-9
10/27	Buffalo	S	8	7	1	-	-	-	-	-	-	-	W	28-25
11/03	Miami	S	7	3	4	-	-	-	-	-	-	1	W	42-23
11/10	at N.Y. Jets	S	8	5	3	-	-	-	-	-	-	-	W	31-27
11/17	Denver	p	4	1	3	-	-	-	-	-	-	-	L	8-34
11/24	Indianapolis	S	1	-	1	-	-	-	-	-	-	-	W	27-13
12/01	at San Diego	S	1	1	-	1	8	-	-	-	-	-	W	45-7
12/08	New York Jets	S	3	2	1	-	-	-	-	-	-	-	W	24-10
12/15	at Dallas	S	2	2	-	-	-	-	-	-	-	-	L	6-12
12/21	at N.Y. Giants	S	6	2	4	-	-	-	-	-	-	-	W	23-22
1996 Season Totals		**16/15**	**62**	**36**	**26**	**1**	**8**	**0**	**0**	**1**	**0**	**1**	**11-5**	
01/05	Pittsburgh	S	5	3	2	-	-	-	-	-	-	-	W	28-3
01/12	Jacksonville	S	5	4	1	-	-	-	-	-	-	-	W	20-6
01/26	Green Bay	S	3	0	3	-	-	-	-	-	-	-	L	21-35
1996 Postseason Totals		**3/3**	**13**	**7**	**6**	**0**	**0**	**0**	**0**	**0**	**0**	**0**	**2-1**	

MARK WHEELER'S 1997 GAME-BY-GAME DEFENSIVE TOTALS

Date	Opponent	P/S	TT	UT	A	S	Yds	Int	Yds	PD	FF	FR	W/L	Score
08/31	San Diego	S	1	1	0	1	19	-	-	-	1	-	W	41-7
09/07	at Indianapolis	S	1	1	0	-	-	-	-	-	-	-	W	31-6
09/14	New York Jets	S	4	3	1	2	15	-	-	-	-	-	Wot	27-24
09/21	Chicago	S	4	2	2	-	-	-	-	-	-	-	W	31-3
10/06	at Denver	S	1	1	0	-	-	-	-	-	-	-	L	13-34
10/12	Buffalo	S	2	1	1	-	-	-	-	1	-	-	W	33-6
10/19	at New York Jets	S	4	4	0	1	5	-	-	-	-	-	L	19-24
10/27	Green Bay	S	3	2	1	-	-	-	-	-	-	-	L	10-28
11/02	at Minnesota	S	1	0	1	-	-	-	-	-	-	-	L	18-23
11/09	at Buffalo	S	3	1	2	-	-	-	-	-	-	-	W	31-10
11/16	at Tampa Bay	S	2	2	0	-	-	-	-	-	-	-	L	7-27
11/23	Miami	S	3	3	0	-	-	-	-	-	-	-	W	27-24
11/30	Indianapolis	S	5	3	2	-	-	-	-	-	-	-	W	20-17
12/07	at Jacksonville	S	2	2	0	-	-	-	-	-	-	-	W	26-20
12/13	Pittsburgh			inactive									Lot	21-24
12/22	at Miami			inactive									W	14-12
1997 Season Totals		**14/14**	**36**	**26**	**10**	**4**	**39**	**0**	**0**	**1**	**1**	**0**	**10-6**	
12/28	Miami	S	3	2	1	-	-	-	-	-	-	-	W	17-3
01/03	at Pittsburgh	S	5	2	3	-	-	-	-	-	-	-	L	6-7
1997 Postseason Totals		**2/2**	**8**	**4**	**4**	**0**	**0**	**0**	**0**	**0**	**0**	**0**	**1-1**	

25 LARRY WHIGHAM S

PRO BOWL 1997

career GP/GS

	Season	Playoffs
1994	12/0	1/0
1995	16/0	—
1996	16/1	3/0
1997	16/0	2/0
Totals	**60/1**	**6/0**

out takes

★ In 1997, Larry earned his first trip to the Pro Bowl for his special teams play.

★ Nicknamed "Hollywood".

★ Larry was the manager of his high school football team for two years before playing his senior year.

★ Larry is a high-energy performer who plays to the crowd from pregame introductions to post-game celebrations.

HEIGHT: 6-2	**WEIGHT:** 205
YEAR: 5TH	**YRS/PAT:** 5TH
ACQUIRED: FA '94	
SCHOOL: N.E. LOUISIANA	
MAJOR: CRIMINAL JUSTICE	
BORN: JUNE 23, 1972 HATTIESBURG, MS	

Career Transactions

Larry Whigham signed with the Patriots on Sept. 14, 1994, after spending the first two weeks of the season on the Seattle Seahawks' practice squad ... Originally drafted by the Seahawks in the fourth round of the 1994 NFL draft ... Waived by the Seahawks (8/24/94) and re-signed to their practice squad (8/29/94).

Career Highlights (GP/GS: 60/1, 6/0)

- Whigham was selected to his first Pro Bowl as the AFC's special teams player in 1997.
- In 1996, he was voted by his peers as the AFC Special Teams Player of the Year which he received at the Mackey Awards banquet.
- Despite limited playing time in the Patriots' defensive secondary, Whigham still energizes the fans with his play and has become a fan favorite at Foxboro Stadium.
- He saw expanded playing time in 1997 as a nickel and dime back throughout the season and finished the year with a career-high 19 defensive tackles, a pair of sacks, two interceptions, four passes defensed and one forced fumble.
- Intercepted two Dan Marino passes vs. Miami (11/23/97), including one which he returned 60 yards for a touchdown, and finished the game with a season-high four tackles to earn Miller Lite Player of the Game and Staples Star of the Game honors. He was named AFC Defensive Player of the Week for his efforts.
- Tipped a pass which was intercepted by Chris Slade in the second quarter of the first round playoff game vs. Miami (12/28/97).
- Downed a Tom Tupa punt at the Buffalo (10/27/96) 1-yard line to set up the Patriots' only safety of the year and the team's first since 1986.
- Forced a fumble on a return by Brian Stills at San Diego (12/1/96), which was picked up by Patriots teammate Corwin

Brown and returned 42 yards for a touchdown - his second assist on a special teams touchdown of the season.
• Recorded a career-best with five special teams tackles vs. the Jets (12/8).
• He earned AFC Special Teams Player of the Week in the AFC Championship Game vs. Jacksonville (1/12/97) when he tackled Jaguar punter Brian Barker on his own 4-yard line, which resulted in a Curtis Martin touchdown.

Seasonal Reviews

1997 (16/0, 2/0): Played in every game and was voted to his first Pro Bowl as a special teams standout ... He was the special teams selection on *Pro Football Weekly's* All-AFC Team ... He saw expanded playing time as a nickel and dime back throughout the season and finished the year with a career-high 19 defensive tackles, a pair of sacks, two interceptions, four passes defensed and one forced fumble ... Drew double coverages on most special teams coverage units and was limited to just six special teams tackles ... Recorded both of his sacks in a 31-3 victory over Chicago (9/21), dropping Rick Mirer for a combined loss of 26 yards ... Named special teams captain at Buffalo (11/9) ... Intercepted two Dan Marino passes vs. Miami (11/23), including one which he returned 60 yards for a touchdown, and finished the game with a season-high four tackles to earn Miller Lite Player of the Game and Staples Star of the Game honors ... He was named AFC Defensive Player of the Week for his efforts ... Tipped a pass which was intercepted by Chris Slade in the second quarter of the first round playoff game vs. Miami (12/28) ... Finished the game with three defensive tackles and one special teams tackle.

1996 (16/1, 3/0): Whigham was elected first alternate as a special teams performer for the 1997 Pro Bowl ... He received the Mackey Award for AFC Special Teams Player of the Year, as voted by his peers and was selected second-team All-Pro by *Football Digest* ... Played in every game for the Patriots, including each of their three playoff games ... He made his first career start as a nickel back at Buffalo (9/8) and finished the season with career-highs in defensive tackles (21) and special teams stops (20) ... His 20 special teams tackles ranked second on the team (behind Marty Moore's 23 stops) ... All of his defensive tackles came in the first seven games of the season while playing nickel back ... He recorded a career-high with five tackles in a 31-0 shutout victory over Arizona (9/15) ... He also deflected a punt and made one special teams hit in that game ... Provided four solo stops and a pair of special teams tackles the following week vs. Jacksonville (9/22) ... Made a pair of special teams tackles and blocked the first punt of his career, which was picked up by Tedy Bruschi and returned for a touchdown in a 46-38 victory over Baltimore (10/6) ... Made four defensive stops, a special teams tackle and recovered his first fumble in a 27-9 victory over Indianapolis (10/20) ... Downed a Tom Tupa punt at the Buffalo (10/27) 1-yard line to set up the Patriots' only safety of the year and the team's first since 1986 ... Forced a fumble on a return by Brian Stills at San Diego (12/1), which was picked up by Patriots teammate Corwin Brown and returned 42 yards for a touchdown - his second assist on a special teams touchdown of the season ... Recorded a career-best with five special teams tackles vs. the Jets (12/8) and put pressure on Jets punter Brian Hansen, forcing him to run on fourth down instead of punt (he gained just one yard and turned the ball over to the Patriots) ... The possession led to a 41-yard field goal ... Played in each of the Patriots' playoff games ... Logged two special teams tackles in the divisional playoff victory over Pittsburgh (1/5/97) ... He earned AFC Special Teams Player of the Week in the AFC Championship Game vs. Jacksonville (1/12/97) when he tackled Jaguar punter Brian Barker on his own 4-yard line, which resulted in a Curtis Martin touchdown ... He was credited with a pair of special teams tackles in Super Bowl XXXI (1/26/97).

1995 (16/0): Appeared in 16 games for the Patriots ... Was the emotional leader on special teams and finished the season with 13 tackles (9 solo), tied for second on the team ... Recovered a fumble on a return by David Meggett at Kansas City (10/15) ... Totaled a season-high with three defensive tackles and one special teams stop in the game.

1994 (12/0, 1/0): Played in 12 of 14 games after joining the Patriots in the third week of the season ... Played extensively on special teams and finished third on the team with 11 special teams tackles ... Forced one special teams tackle ... Made his NFL playing debut in a 31-28 victory at Cincinnati (9/18) and recorded both of his tackles for the season on back-to-back plays in the third quarter ... Intercepted his first NFL pass in the 15th game of the season at Buffalo (12/18) and returned it 21 yards in the Patriots' 41-17 victory ... Played in the Patriots' playoff game at Cleveland, but

did not record any defensive statistics.

College: Two-year letterman at N.E. Louisiana ... Finished his Indian career with 96 tackles and 12 passes defensed, including six interceptions ... Started at left cornerback as a senior and earned second-team All-American Southland Conference honors ... Credited with 66 tackles and six interceptions during the 1993 season ... Returned a fumble 71 yards for a touchdown against S.W. Texas State .... Recorded six tackles and two passes defensed to earn Defensive player of the Game honors vs. Eastern Washington ... Played as a reserve free safety in 1992 and registered 30 tackles ... Attended Pearl River Community College in Poplarville, Miss. before transferring to N.E. Louisiana ... Played in the Mississippi JUCO all-star game.

Personal: Larry Jerome Whigham was born the son of Stella Whigham on June 23, 1972 in Hattiesburg, Miss. ... He attended Hattiesburg High, but did not letter in football until his senior year ... Recorded six interceptions and led his team to an 11-3 overall record and a trip to the Mississippi High School State Championship ... Earned all-state honors as a catcher in baseball and lettered in track ... Graduated with a degree in criminal justice from N.E. Louisiana ... Larry has two children, D-Aunte and Brandi ... He and his wife, Twanna, reside in Attleboro, MA.

LARRY WHIGHAM'S NFL STATISTICS

Regular Season Defensive Statistics

Year	Teams	G/S	TT	UT	A	S-Yds	I-Yds	PD	FF	FR
1994	Patriots	12/0	2	2	0	0-0	1-21	1	0	0
1995	Patriots	16/0	4	4	0	0-0	0-0	0	0	0
1996	Patriots	16/1	15	9	6	0-0	0-0	0	0	1
1997	Patriots	16/0	19	15	4	2-26	2-60	4	1	0
Totals-4 years		**60/1**	**40**	**30**	**10**	**2-26**	**3-81**	**5**	**1**	**1**

Regular Season Special Teams Statistics

Year	Teams	G/S	TT	UT	A	FF	FR	Blk
1994	Patriots	12/0	11	8	3	1	0	0
1995	Patriots	16/0	13	9	4	0	1	0
1996	Patriots	16/1	20	13	7	1	0	1
1997	Patriots	16/0	6	3	3	0	0	0
Totals-4 years		**60/1**	**50**	**33**	**17**	**2**	**1**	**1**

Postseason Defensive Statistics

Year	Teams	G/S	TT	UT	A	S-Yds	I-Yds	PD	FF	FR	SpT
1994	Patriots	1/0	0	0	0	0-0	0-0	0	0	0	0
1996	Patriots	3/0	1	1	0	0-0	0-0	0	0	0	4
1997	Patriots	2/0	3	3	0	0-0	0-0	1	0	0	2
Postseason Totals		**6/0**	**4**	**4**	**0**	**0-0**	**0-0**	**1**	**0**	**0**	**6**

Single-Game Career Highs

Regular Season
Tackles - 5 vs. Arizona (9/15/96)
Solo Tackles- 4 vs. Jacksonville (9/22/96)
Assists- 4 vs. Arizona (9/15/96)
Sacks- 2 vs. Chicago (9/21/97)
Interceptions- 2 vs. Miami (11/23/97)
Passes Defensed- 2 vs. Miami (11/23/97)
Forced Fumbles- 1 at Miami (12/22/97)
Fumbles Recovered- 1 at Indianapolis (10/20/96)
Special Teams Tackles- 5 vs. New York Jets (12/8/96)

Postseason
Tackles- 3 vs. Miami (12/28/97
Solo Tackles- 3 vs. Miami (12/28/97)
Special Teams Tackles- 2 vs. Pittsburgh (1/5/97)

LARRY WHIGHAM'S 1994 GAME-BY-GAME DEFENSIVE TOTALS

Date	Opponent	P/S	TT	UT	A	S	Yds	Int	Yds	PD	FF	FR	SpT	W/L	Score
09/04	at Miami	-	-	-	-	-	-	-	-	-	-	-	-	L	35-39
09/11	Buffalo	-	-	-	-	-	-	-	-	-	-	-	-	L	35-38
09/18	at Cincinnati	p	2	2	0	-	-	-	-	-	-	-	-	W	31-28
09/25	at Detroit	-	-	-	-	-	-	-	-	-	-	-	-	W	23-17
10/02	Green Bay	-	-	-	-	-	-	-	-	-	-	-	-	W	17-16
10/09	L.A. Raiders	-	-	-	-	-	-	-	-	-	-	-	-	L	17-21
10/16	at N.Y. Jets	-	-	-	-	-	-	-	-	-	-	-	-	L	17-24
10/30	Miami	-	-	-	-	-	-	-	-	-	-	-	-	L	3-23
11/06	at Cleveland	-	-	-	-	-	-	-	-	-	-	-	-	L	6-13
11/13	Minnesota	-	-	-	-	-	-	-	-	-	-	-	-	Wot	26-20
11/20	San Diego	-	-	-	-	-	-	-	-	-	-	-	-	W	23-17
11/27	at Indianapolis	-	-	-	-	-	-	-	-	-	-	-	-	W	12-10
12/04	New York Jets	-	-	-	-	-	-	-	-		-	-	-	W	24-13
12/11	Indianapolis	-	-	-	-	-	-	-	-		-	-	-	W	28-13
12/18	at Buffalo	0	0	0	-	-	-	1	21	1	-	-	-	W	41-17
12/24	at Chicago	-	-	-	-	-	-	-	-	-	-	-	-	W	13-3
1994	**Season Tls**	**12/0**	**2**	**2**	**0**	**0**	**0**	**1**	**21**	**1**	**0**	**0**	**11**	**10-6**	
01/01	at\ Cleveland	p	0	0	0	0	0	0	0	0	0	0	0	L	13-20

LARRY WHIGHAM'S 1995 GAME-BY-GAME DEFENSIVE TOTALS

Date	Opponent	P/S	TT	UT	A	S	Yds	Int	Yds	PD	FF	FR	SpT	W/L	Score
09/03	Cleveland	-	-	-	-	-	-	-	-	-	-	-	-	W	17-14
09/10	Miami	-	-	-	-	-	-	-	-	-	-	-	-	L	3-20
09/17	at San Francisco	-	-	-	-	-	-	-	-	-	-	-	-	L	3-28
10/01	at Atlanta	-	-	-	-	-	-	-	-	-	-	-	-	L	17-30
10/08	Denver	-	-	-	-	-	-			-	-	-	-	L	3-37
10/15	at Kansas City	p	3	3	0	-	-	-	-	-	-	-	-	L	26-31
10/23	Buffalo	-	-	-	-	-	-	-	-	-	-	-		W	27-14-
10/29	Carolina	-	-	-	-	-	-	-	-	-	-	-	-	L ot	17-20
11/05	at N.Y. Jets	-	-	-	-	-	-	-	-	-	-	-	-	W	20-7
11/12	at Miami	-	-	-	-	-	-	-	-	-	-	-	-	W	34-17
11/19	Indianapolis	-	-	-	-	-	-	-		-	-	-	-	L	10-24
11/26	at Buffalo	p	1	1	0	-	-	-	-	-	-	-	-	W	35-25
12/03	New Orleans	-	-	-	-	-	-	-		-	-	-	-	L	17-31
12/10	N.Y. Jets	-	-	-	-	-	-	-	-	-	-	-	-	W	31-28
12/16	at Pittsburgh	-	-	-	-	-	-	-	-	-	-	-	-	L	27-41
12/23	at Indianapolis	-	-	-	-	-	-	-	-	-	-	-	-	L	7-10
1995	**Season Tls**	**16/0**	**4**	**4**	**0**	**0**	**0**	**0**	**0**	**0**	**0**	**0**	**13**	**6-10**	

LARRY WHIGHAM'S 1996 GAME-BY-GAME DEFENSIVE TOTALS

Date	Opponent	P/S	TT	UT	A	S	Yds	Int	Yds	PD	FF	FR	SpT	W/L	Score
09/01	at Miami	p	1	1	-	-	-	-	-	-	-	-	-	L	10-24
09/08	at Buffalo	S	1	1	-	-	-	-	-	-	-	-	-	L	10-17
09/15	Arizona	p	5	1	4	-	-	-	-	-	-	-	1	W	31-0
09/22	Jacksonville	p	4	4	-	-	-	-	-	-	-	-	2	W	28-25
10/06	at Baltimore	p	-	-	-	-	-	-	-	-	-	-	2	W	46-38
10/13	Washington	p	-	-	-	-	-	-	-	-	-	-	1	L	22-27
10/20	atIndianapolis	p	4	2	2	-	-	-	-	-	-	1	1	W	27-9
10/27	Buffalo	p	-	-	-	-	-	-	-	-	-	-	1	W	28-25
11/03	Miami	p	-	-	-	-	-	-	-	-	-	-	2	W	42-23
11/10	at N.Y. Jets	p	-	-	-	-	-	-	-	-	-	-	-	W	31-27
11/17	Denver	p	-	-	-	-	-	-	-	-	-	-	2	L	8-34
11/24	Indianapolis	p	-	-	-	-	-	-	-	-	-	-	-	W	27-13
12/01	at San Diego	p	-	-	-	-	-	-	-	-	-	-	1	W	45-7
12/08	New York Jets	p	-	-	-	-	-	-	-	-	-	-	5	W	24-10
12/15	atDallas	p	-	-	-	-	-	-	-	-	-	-	-	L	6-12
12/21	at N.Y. Giants	p	-	-	-	-	-	-	-	-	-	-	2	W	23-22
1996	**Season Tls**	**16/1**	**15**	**9**	**6**	**0**	**0**	**0**	**0**	**0**	**0**	**1**	**20**	**11-5**	
01/05	Pittsburgh	p	0	0	0	-	-	-	-	-	-	-	2	W	28-3
01/12	Jacksonville	p	1	1	0	-	-	-	-	-	-	-	-	W	20-6
01/26	Green Bay	p	0	0	0	-	-	-	-	-	-	-	2	L	21-35
1996	**Postseason Tls**	**3/0**	**1**	**1**	**0**	**0**	**0**	**0**	**0**	**0**	**0**	**0**	**4**	**2-1**	

LARRY WHIGHAM'S 1997 GAME-BY-GAME DEFENSIVE TOTALS

Date	Opponent	P/S	TT	UT	A	S	Yds	Int	Yds	PD	FF	FR	SpT	W/L	Score
08/31	San Diego	p	1	1	0	-	-	-	-	-	-	-	1	W	41-7
09/07	at Indianapolis	p	3	3	0	-	-	-	-	-	-	-	-	W	31-6
09/14	New York Jets	p	0	0	0	-	-	-	-	-	-	-	1	Wot	27-24
09/21	Chicago	p	2	2	0	2	26	-	-	-	-	-	1	W	31-3
10/06	at Denver	p	0	0	0	-	-	-	-	-	-	-	-	L	13-34
10/12	Buffalo	p	1	1	0	-	-	-	-	-	-	-	-	W	33-6
10/19	at N.Y. Jets	p	0	0	0	-	-	-	-	-	-	-	-	L	19-24
10/27	Green Bay	p	3	2	1	-	-	-	-	1	-	-	-	L	10-28
11/02	at Minnesota	p	1	1	0	-	-	-	-	-	-	-	-	L	18-23
11/09	at Buffalo	p	1	0	1	-	-	-	-	-	-	-	-	W	31-10
11/16	at Tampa Bay	p	1	1	0	-	-	-	-	-	-	-	2	L	7-27
11/23	Miami	p	4	3	1	-	-	2	60	2	-	-	-	W	27-24
11/30	Indianapolis	p	2	1	1	-	-	-	-	-	-	-	-	W	20-17
12/07	at Jacksonville	p	0	0	0	-	-	-	-	-	-	-	-	W	26-20
12/13	Pittsburgh	p	0	0	0	-	-	-	-	-	-	-	1	Lot	21-24
12/22	at Miami	p	0	0	0	-	-	-	-	1	1	-	-	W	14-12
1997	**Season Tls**	**16/0**	**19**	**15**	**4**	**2**	**26**	**2**	**60**	**4**	**1**	**0**	**6**	**10-6**	
12/28	Miami	p	3	3	0	-	-	-	-	1	-	-	-	W	17-3
01/03	at Pittsburgh	p	0	0	0	-	-	-	-	-	-	-	1	L	6-7
1997	**Postseason Tls**	**2/0**	**3**	**3**	**0**	**0**	**0**	**0**	**0**	**1**	**0**	**0**	**1**	**1-1**	

64 DAVE WOHLABAUGH C

Pronunciation: WOOL-ah-bah

career GP/GS

	Season	Playoffs
1995	11/11	—
1996	16/16	3/3
1997	14/14	2/2
Totals	41/41	5/5

out takes

★ Dave enjoys fishing and golfing during the off-season.

★ Dave owns a house in New Hampshire, where he vacations during the off-season.

★ Dave made his first appearance at Rich Stadium as a high school senior in 1989 when he was honored along with the rest of the All-Western New York All-Star team.

Career Transactions

Dave Wohlabaugh was drafted by the Patriots in the fourth round (112th overall) of the 1995 NFL draft with a selection acquired from Kansas City (through Philadelphia) in exchange for the Patriots' 1996 third round draft choice (69th overall- John Browning, DE) ... Signed with the Patriots (6/26/95).

Career Highlights (GP/GS: 41/41; 5/5)

- Wohlabaugh has started every game he has played in since joining the Patriots in 1995.
- Centered an offensive line which allowed only 30 sacks all season and provided for another 1,000-yard rushing effort by Curtis Martin. Of the five starters, Wohlabaugh allowed the fewest sacks.
- He started 11 games for the Patriots as a rookie and earned All-Rookie Team honors from three national publications; *Pro Football Weekly, Football News* and *College and Pro Football Newsweekly.*
- Prior to Wohlabaugh's insertion into the starting lineup in 1995, Martin was averaging just 51.4 yards per game. With Wohlabaugh in the starting lineup for the final 11 games, Martin averaged 111.8 yards per game and scored 12 of his 14 rushing touchdowns.

HEIGHT: 6-3	**WEIGHT:** 292
YEAR: 4TH	**YRS/PAT:** 4TH
ACQUIRED: D4 (112TH) '95	
SCHOOL: SYRACUSE	
MAJOR: POLITICAL SCIENCE	
BORN: APRIL 13, 1972 HAMBURG, N.Y.	

Seasonal Reviews

1997 (14/14, 2/2): Started 14 games for the Patriots at center, plus both playoff games ... Centered an offensive line which allowed 30 sacks all season and provided for another 1,000-yard rushing effort by Curtis Martin ... Allowed the fewest sacks among the starting offensive linemen ... Injured his left ankle in the first half of the season opener vs. San Diego (8/31) and did not return ... Missed the next two games due to injury ... Reported among the team's inactives at Indianapolis (9/7) and dressed by did not play the following week

vs. the Jets (9/14) ... Returned to the starting lineup vs. Chicago (9/21) and faced multiple blitzes throughout the game ... Named offensive team captain vs. Green Bay (10/27) ... Recorded his only tackle of the season and forced a fumble after a Patriots turnover at Tampa Bay (11/16) ... Recorded a tackle in the playoff loss at Pittsburgh (1/3/98).

1996 (16/16, 3/3): Started every game for the Patriots at center ... Led the team with five tackles after turnovers and recovered two Patriots fumbles ... He was the centerpiece of an offensive line which allowed Curtis Martin to become the first rusher in Patriots history to record back-to-back 1,000-yard seasons ... The offensive line paved the way for 1,468 rushing yards in 1996 and allowed just 30 quarterback sacks ... Wohlabaugh was credited with less than two sacks allowed all season (1.75), second among the Patriots' starters ... Martin rushed for over 140 yards in three games last season, including a season-high 166 yards in the divisional playoff game vs. Pittsburgh (1/5/97).

1995 (11/11): He started 11 games for the Patriots as a rookie and earned All-Rookie Team honors from three national publications; Pro Football Weekly, Football News and College and Pro Football Newsweekly ... Made his NFL debut in a starting role when he replaced Jeff Dellenbach, who was listed among the Patriots' inactives due to a back injury prior to the game at Kansas City (10/15) ... Started each of the remaining 11 regular season games and allowed just two sacks during that time ... He was part of an offensive line adjustment which coincided with the emergence of Curtis Martin, who developed into one of the premier rushers of the 1995 season ... Martin set franchise rushing records with 1,487 yards and 14 touchdowns as a rookie ... Prior to Wohlabaugh's insertion into the starting lineup, Martin was averaging just 51.4 yards per game ... In his final 11 games, Martin averaged 111.8 yards per game and scored 12 of his 14 rushing touchdowns.

College: Wohlabaugh was a two-year starter at Syracuse and played right guard (1993) and center (1994) for the Orangemen ... Earned second-team All-Big East honors after starting every game as a senior ... Anchored an offensive line responsible for the team's 200.9-yard rushing average per game ... Started every game at right guard as a junior ... Helped the offense roll up 4,318 yards for the year ... Shared game ball honors with the rest of the offensive linemen for performance vs. East Carolina (9/9) as the offense totaled 514 net yards ... Named Co-Offensive Player of the Game in a 24-21 victory over Cincinnati (9/25) ... Played in 10 games, but did not start as a sophomore (1992) ... Utilized mostly on kickoff return unit ... Redshirted as a true freshman and did not receive any playing time during his redshirt-freshman season.

Personal: David Vincent Wohlabaugh was born the son of Larry and Debbie Wohlabaugh on April 13, 1972 in Hamburg, N.Y. ... He earned all-state, All-Western New York and All-Northeastern honors as a two-way tackle at Frontier (Hamburg, N.Y.) High ... Served as team captain in his junior and senior years ... Recorded 101 tackles with 14 sacks and four fumble recoveries as a senior ... Majored in political science at Syracuse ... He has two brothers ... Dave and his wife, Virginia, have two sons, Evan and Jack.

DAVE WOHLABAUGH'S NFL STATISTICS

Regular Season Statistics
Fumbles Recovered – 1995 (1 for 0 yards), 1996 (2 for 1 yard)
Misc. Tackles – 1996 (5), 1997 (1)
Forced Fumbles –1997 (1)

Postseason Statistics
Misc. Tackles – 1997 (1)

72 DEVIN WYMAN DE



career GP/GS

	Season	Playoffs
1996	9/4	0/0
1997	6/0	0/0
Totals	15/4	0/0

out takes

★ Devin has been active in the community since joining the Patriots and has started a foundation called "Second Chance."

★ Devin set a high school record with 334 rebounds for his prep hoop team in 1992.

★ Devin was a two-time all-state selection at East Palo Alto High in Calif. and led the state in quarterback sacks as a junior and senior.

Career Transactions

Devin Wyman was drafted by the Patriots in the sixth round (206th overall), the third of three sixth round picks by the Patriots in the 1996 NFL draft ... The selection was awarded to the Patriots as compensation from the league for players lost due to free agency ... Signed by the Patriots (7/18/96) … Assigned to Barcelona of the NFL Europe League (2/98).

NFL Europe: Started every game for the Barcelona Dragons of the NFL Europe League … Recorded 29 total tackles, including 5 sacks. … Forced 2 fumbles, returned one 32 yards for a touchdown … Set a franchise-record with 4 sacks at Amsterdam (5/23/98).

Career Highlights (GP/GS: 15/4, 0/0)

• Wyman started at right defensive tackle in his NFL debut in the Patriots' season-opener at Miami (9/1/96) and recorded three solo stops.
• He was the only Patriots rookie to start in the season opener.
• Sacked Jaguars quarterback Mark Brunell and forced his first career fumble on the play (9/22/96).

Seasonal Reviews

1997 (6/0, 0/0): Appeared in the defensive rotation as a reserve defensive tackle in six games for the Patriots, vs. San Diego (8/31), at Indianapolis (9/7), vs. Chicago (9/21), at Denver (10/6), vs. Buffalo (10/12) and vs. Pittsburgh (12/13) … Totaled three tackles in those games … Activated vs. Pittsburgh (12/13), but did not record any defensive tackles … Listed among the Patriots inactives prior to nine regular season games and both

playoff games ... Dressed, but did not play at Jacksonville (12/7) ...

1996 (9/4, 0/0): Wyman started at right defensive tackle in his NFL debut in the Patriots' season-opener at Miami (9/1) and recorded three solo stops ... He was the only Patriots rookie to start in the season opener ... He started three of the first four games of the season before platooning at defensive tackle with Pio Sagapolutele and Mark Wheeler ... Played in nine games in all with four starts and finished the season with 15 defensive tackles, including a sack, a forced fumble and a pass defensed ... Recorded a season-high when he made four solo stops at Buffalo (9/8) ... Totaled three tackles and recorded his first career sack vs. Jacksonville (9/22) ... Sacked Jaguars quarterback Mark Brunell and forced his first career fumble on the play ... Made three stops vs. Buffalo (10/27) ... He was listed among the Patriots' inactives Weeks 10-12, but returned to the starting lineup vs. Indianapolis (11/24) Week 13 ... Reported among the Patriots inactives for the final month of the season and for each of the Patriots' playoff games.

College: Wyman played just one year at Kentucky State after transferring from San Mateo Junior College. **1995**: Started at defensive end and totaled 42 tackles, including a team-leading nine sacks (-79 yards) ... Intercepted two passes and was credited with a total of four passes defensed ... Forced seven fumbles and recovered three others. **J.C.**: Wyman attended San Mateo (Calif.) Junior College, where he lettered twice (1993-94) as a defensive end ... In two seasons, he totaled 134 tackles (78 solos), including 32 tackles for losses (-125 yards), 17 of which were quarterback sacks (-84 yards) ... Credited with causing nine fumbles and recovering six others ... Also added seven passes defensed, including three pass interceptions.

Personal: Devin Wyman was born Aug. 29,1973 in East Palo Alto, Calif. ... Was a two-time all-state selection at East Palo Alto (Calif.) High ... Led the state in quarterback sacks his junior and senior seasons ... Excelled in basketball as well, setting a school record with 334 rebounds in 1992 ... Devin has two children, A'lexus and Devin, Jr.

DEVIN WYMAN'S NFL STATISTICS

Regular Season Defensive Statistics

Year	Teams	GP/GS	TT	UT	A	S-Yds	I-Yds	PD	FF	FR
1996	Patriots	9/4	15	11	4	1-11	0-0	1	1	0
1997	Patriots	6/0	3	1	2	0-0	0-0	0	0	0
Totals - 2 years		**15/4**	**18**	**12**	**6**	**1-11**	**0-0**	**1**	**1**	**0**

Postseason Defensive Statistics

Year	Teams	GP/GS	TT	UT	A	S-Yds	I-Yds	PD	FF	FR
1996	Patriots	0/0		inactive						
1997	Patriots	0/0		inactive						

16 SCOTT ZOLAK QB

career GP/GS

	Season	Playoffs
1991	0/0	-
1992	6/4	-
1993	3/0	-
1994	16/0	1/0
1995	16/1	-
1996	2/0	0/0
1997	4/0	0/0
Totals	47/5	1/0

out takes

★ Scott's father, Paul, was Joe Montana's high school coach at Ringgold High in Pittsburgh, Pa. Scott was the waterboy for the team at the time.

★ In his 8th grade yearbook, Scott stated that his ambition was to play professional football.

Career Transactions

Scott Zolak was drafted by the Patriots in the fourth round of the 1991 NFL Draft (84th player selected) ... Listed among the Patriots inactives prior to every game in 1991 ... Placed on injured reserve with an ankle injury (12/18/92) for the remainder of the season ... Became a restricted free agent (2/17/94), but re-signed with the Patriots (4/2/94) ... Renegotiated a contract extension on June 1, 1996.

Career Highlights (GP/GS: 47/5; 1/0)

- Four of his career starts came in 1992. He led the team to two victories that season before suffering a season-ending ankle injury
- Started his first NFL game at Indianapolis (11/15/92) and earned AFC Offensive Player of the Week honors after completing 20 of 29 passes for 261 yards and two touchdowns while leading the Patriots to their first win of the season (a 37-34 overtime victory)
- Led the club to its second consecutive victory with a 24-3 victory over the New York Jets (11/22/92)
- Started his fifth career game when he replaced Drew Bledsoe (separated shoulder) at Atlanta (10/1/95). He is now 2-3 as a starter
- Handled the Patriots' place holding responsibilities for two seasons (1994-95).

HEIGHT: 6-5	**WEIGHT:** 235
YEAR: 8TH	**YRS/PAT:** 8TH
ACQUIRED: D4 (84TH) '91	
SCHOOL: MARYLAND	
MAJOR: BUSINESS ADMINISTRATION	
BORN: DEC. 13, 1967 PITTSBURGH, PA.	

Seasonal Reviews

1997 (4/0, 0/0): Served as a backup to Drew Bledsoe, who started every game for the Patriots for the second consecutive season ... Zolak received limited playing time, but made the most of his opportunity, completing six of nine attempts for 67 yards and two touchdowns without throwing an interception ... The totals gave him a quarterback rat-

ing of 128.2 for the season … Both touchdown passes were caught by tight end Lovett Purnell. … Remained on the inactive list as the designated third quarterback in seven games … Active, but did not play in the final five games of the season and both playoff games … Appeared in the season opener vs. San Diego (8/31), but did not attempt a pass … Kneeled down on the final play of the game for a -1-yard rush … Completed all three attempts for 33 yards and a touchdown vs. Chicago (9/21) … His touchdown pass to Lovett Purnell was his first touchdown pass since he started at Atlanta on Oct. 1, 1995 … Kneeled down on the final two plays of the game vs. Buffalo (10/12) … Connected with Purnell for his second touchdown of the season at Tampa Bay (11/16) with just eight seconds remaining in the game to avoid a shutout in a 27-7 loss … Finished the game completing three of six attempts for 34 yards and a touchdown … Did not play in the final five games.

1996 (2/0, 0/0): Zolak backed up Bledsoe, who started every game for the Patriots and made it through the season injury-free … He was listed as the Patriots' emergency quarterback for all 16 regular season games and each playoff game, allowing Tupa to serve as the "backup" quarterback and punter … His only activity came in the fourth quarters of two lopsided victories: in a 31-0 blowout vs. Arizona (9/15) and a 45-7 drubbing at San Diego (12/1) … Attempted just one pass all season vs. Arizona (9/15), which he completed to Dietrich Jells for a 5-yard gain … He took a knee on the final three snaps of the game to run out the clock at San Diego (3 rushes, -3 yards).

1995 (16/1): Zolak played in every game as the Patriots' placement holder and made his fifth start of his career in the fourth game of the season at Atlanta (10/1) … Filled in for one series at San Francisco (9/10) after Bledsoe left the game with a separated left shoulder … Completed his only pass attempt for a 7-yard gain … Started in Bledsoe's absence in the next game at Atlanta (10/1) and completed 24 of 45 attempts for 252 yards … Connected with Vincent Brisby on a season-long 72-yard pass late in the first quarter … Connected with FB Sam Gash for a 2-yard touchdown with just seven seconds remaining in the half … It was the Patriots' first passing touchdown of the season … Returned to reserve duty the following week vs. Denver (10/8) when Bledsoe returned to the starting lineup … Came in on the final drive of the game and led the Patriots on a 66-yard drive, completing each of his three pass attempts for 23 yards as time expired … Played in each of the remaining 11 games exclusively as the Patriots' placement holder.

1994 (16/0, 1/0): Played in every game as the Patriots holder on field goal and PAT attempts … Saw action at quarterback vs. Miami (10/30) and at Buffalo (12/18) … Completed five of eight passes for 28 yards vs. Miami … Directed the final two drives at Buffalo … Took a knee to end the game in the Patriots' 41-17 victory and was credited with one rush for a 1-yard loss.

1993 (3/0): Played in three games as a reserve … Threw two "Hail Mary" passes in the final minutes at Seattle (10/24) in a 10-9 loss to the Seahawks … Listed as the inactive "emergency" quarterback in eight games.

1992 (6/4): Played in six games with four starts … Completed 52 of 100 passes for 561 yards, two touchdowns and four interceptions … Made his NFL debut vs. New Orleans (11/8) when he replaced an injured Tom Hodson and completed five of nine passes for 20 yards … Started his first NFL game the following week at Indianapolis (11/15) and earned AFC Offensive Player of the Week honors by completing 20 of 29 passes for 261 yards and two touchdowns while leading the Patriots to their first win of the season (a 37-34 overtime victory) … Led the club to its second consecutive victory with a 24-3 victory over the New York Jets (11/22) … Suffered a right ankle sprain at Kansas City (12/13) and was placed on Injured Reserve (12/18) for the remainder of the season.

1991 (0/0): Spent the entire season listed as the Patriots "emergency" third string quarterback and did not participate in any games.

College: Despite starting only one season at Maryland, he finished his collegiate career ranked fifth and seventh, respectively, in school history with 270 pass completions for 3,124 yards … Earned honorable mention All-American recognition from *Football News* as a senior … Ranked second in the conference in total offense, averaging 217.5 yards per game … Set a school record with 225 completions on 418 attempts (53.8 percent) and threw 10 touchdowns … Ranked second in school history with 2,589 yards passing … Named ACC Offensive Back of the Week on four

occasions (Virginia Tech, West Virginia, Duke and Virginia) ... Set a single-game school record by completing 29 passes (45 attempts) vs. Michigan in 1990 ... Played in eight games as a backup to Neil O'Donnell in 1989 and completed 33 of 69 passes for 407 yards and two touchdowns ... Saw action in four games in 1988, but did not see action in 1987 ... Redshirted as a freshman in 1986.

Personal: Scott David Zolak was born on Dec. 13, 1967 in Pittsburgh, Pa. ... His father, Paul, was his high school coach ... Earned all-state and all-conference honors as a senior at Ringgold High in Monongahela, Pa. ... Selected to the *Pittsburgh Press* "Finest 44" and the *Pittsburgh Post Gazette's* "Fabulous 22" teams ... Lettered four times in football as a quarterback ... Also handled the punting duties ... Lettered four times as a forward on the Ringgold basketball team ... Majored in business management at Maryland ... Scott has been active with several charities since joining the Patriots ... Scott is married to the former Amy Holian of Dover, Mass.

SCOTT ZOLAK'S NFL STATISTICS

Regular Season Passing Statistics

Year	Team	G/S	Att	Cmp	Yds	Pct	TD	Int	Lg	S-YL	Rating
1991	Patriots	0/0	-	-	-	-	-	-	-	-	-
1992	Patriots	6/4	100	52	561	52.0	2	4	65t	17-137	58.8
1993	Patriots	3/0	2	0	0	0.0	0	0	0	0-0	39.6
1994	Patriots	16/0	8	5	28	62.5	0	0	15	0-0	68.8
1995	Patriots	16/1	49	28	282	57.1	1	0	72	4-28	80.5
1996	Patriots	2/0	1	1	5	100.0	0	0	5	0-0	87.5
1997	Patriots	4/0	9	6	67	66.7	2	0	20	0-0	128.2
Totals - 7 years		**47/5**	**169**	**92**	**943**	**54.4**	**5**	**4**	**72**	**21-165**	**70.7**

Regular Season Rushing Statistics

	Rushing	G/S	No	Yds	Avg	Lg	TD
1991	Patriots	0/0	-	-	-	-	-
1992	Patriots	6/4	18	71	3.9	19	0
1993	Patriots	3/0	1	0	0.0	0	0
1994	Patriots	16/0	1	-1	-1.0	-1	0
1995	Patriots	16/1	4	19	4.8	12	0
1996	Patriots	2/0	4	-3	-1.0	-1	0
1997	Patriots	4/0	3	-3	-1.0	-1	0
Totals - 7 years		**47/5**	**31**	**83**	**2.7**	**19**	**0**

Additional Statistics

	Fumbles	Lost	Recovered
1992	5	1	3
1995	4	3	1

SCOTT ZOLAK'S 1992 GAME-BY-GAME PASSING TOTALS

Date	Opponent	Att	Cmp	Yds	Pct	TD	Lg	Int	S	Yds	Rating	W/L	Score
11/08	New Orleans	9	5	20	.556	0	7	1	0	0	11.3	L	14-31
11/15	at Indianapolis	29	20	261	.690	2	65t	1	4	35	105.7	W	(OT) 37-34
11/22	New York Jets	16	7	102	.438	0	28	0	2	6	65.1	W	24-3
11/29	at Atlanta	16	9	58	.563	0	16	2	5	43	12.0	L	0-34
12/06	Indianapolis	20	6	55	.300	0	15	0	5	40	38.5	L	0-6
12/13	at Kansas City	10	5	65	.500	0	32	0	1	13	70.8	L	20-27
				Placed on Injured Reserve									
1992 Season Totals		**100**	**52**	**561**	**.520**	**2**	**65t**	**4**	**17**	**137**	**58.8**	**2-4**	

SCOTT ZOLAK'S 1993 GAME-BY-GAME PASSING TOTALS

Date	Opponent	Att	Cmp	Yds	Pct	TD	Lg	Int	S	Yds	Rating	W/L	Score
10/24	at Seattle	2	0	0	.000	0	0	0	0	0	—	L	9-10

SCOTT ZOLAK'S 1994 GAME-BY-GAME PASSING TOTALS

Date	Opponent	Att	Cmp	Yds	Pct	TD	Lg	Int	S	Yds	Rating	W/L	Score
10/30	Miami	8	5	28	.625	0	15	0	0	0	68.8	L	3-23

SCOTT ZOLAK'S 1995 GAME-BY-GAME PASSING TOTALS

Date	Opponent	Att	Cmp	Yds	Pct	TD	Lg	Int	S	Yds	Rating	W/L	Score
09/17	atSan Francisco	1	1	7	1.000	0	7	0	0	0	114.6	L	3-28
10/01	at Atlanta	45	24	252	.533	1	72	0	4	28	77.3	L	17-30
10/08	Denver	3	3	23	1.000	0	12	0	0	0	117.4	L	3-37
1995	**Season Totals**	**49**	**28**	**282**	**.571**	**1**	**72**	**0**	**4**	**28**	**80.5**	**0-3**	

SCOTT ZOLAK'S 1996 GAME-BY-GAME PASSING TOTALS

Date	Opponent	Att	Cmp	Yds	Pct	TD	Lg	Int	S	Yds	Rating	W/L	Score
09/15	Arizona	1	1	5	1.000	0	5	0	0	0	87.5	W	31-0

SCOTT ZOLAK'S 1997 GAME-BY-GAME PASSING TOTALS

Date	Opponent	Att	Cmp	Yds	Pct	TD	Lg	Int	S	Yds	Rating	W/L	Score
09/21	Chicago	3	3	33	1.000	1	20	0	0	0	152.1	W	31-3
11/16	atTampa Bay	6	3	34	.500	1	19	0	0	0	122.9	L	7-27
1997	**Season Totals**	**9**	**6**	**67**	**.667**	**2**	**20**	**0**	**0**	**0**	**128.2**	**1-1**	

47 ROBERT EDWARDS RB



out takes

- ★ Robert was prep teammates with Takeo Spikes (Bengals) and Greg Minor (Celtics).
- ★ Robert was recruited to Georgia as a cornerback in 1993, but made the transition to running back in 1995 and started 18 of 22 games in his final three years.
- ★ Robert led his high school team to a 14-1 record and a chance to play for the Class AA State Championship.
- ★ Robert rushed for 180 yards or more in two games as a senior.
- ★ Robert enjoys playing basketball and fishing with his Grandma.

HEIGHT: 5-11 | **WEIGHT:** 218
YEAR: ROOKIE
DRAFT: 1A (18TH) '98
SCHOOL: GEORGIA
MAJOR: CONSUMER ECONOMICS
BORN: OCT. 12, 1974
TENNILLE, GA.

How Acquired

Robert Edwards was drafted by the Patriots with their first of two first-round draft choices in the 1998 NFL Draft (18th overall) … The pick was obtained from the N.Y. Jets along with a 1998 third-round draft choice (81st overall — Chris Floyd) as compensation for the loss of restricted free agent Curtis Martin.

College

Edwards was recruited to Georgia as a cornerback in 1993, but made the transition to running back in 1995 and started 18 of 22 games in his final three years … He was a four-year letterman (1993-97) … Finished his collegiate career rushing for 1,955 yards and 27 touchdowns on 371 carries (5.3 avg.), which ranks 11th all-time among the Bulldogs career leaders despite playing the position for just over two seasons … His career average of 5.3-yards per carry ranks eighth in school history and his 27 career rushing touchdowns ties Tim Worley for fifth place. **1997 (Senior):** Started seven of nine games and rushed for 830 yards and 12 touchdowns on 142 carries (5.9 avg.) to earn second-team All-American and first-team All-SEC honors … Added 172 yards and a touchdown on 17 receptions and returned two kickoffs for 12 yards … Suffered a severely sprained left ankle on the second play from scrimmage in the season opener vs. Arkansas State, causing him to miss the rest of the game, the entire second game and most of the third game of the season … Returned vs. Mississippi State to rush for 102 yards and a touchdown on 14 carries (7.3 avg.) … He rushed for 131 yards, including a 49-yard run, on 17 carries vs. Tennessee … Recorded a career-high with 186 yards and two touchdowns on 19 carries (9.8 avg.) vs. Kentucky … Touchdown runs were 44 and 80 yards … His 80-yard run was the longest of his career and the longest since Worley took a handoff 89 yards vs. Florida in 1985 … His 186-yard rushing total was the most by a Bulldog back since Garrison Hearst exploded for 246 yards against Vanderbilt in 1992 … He neared his own career high with a 180-yard effort vs. Mississippi, his fifth and final 100-yard game of the season. **1996 (Junior):** Voted team captain prior to the season and started nine of 11 games at running back … Led the team in rushing with 800

yards and nine touchdowns on 184 carries (4.4 avg.) … Caught 23 passes for 199 yards (8.7 avg.) and a touchdown … Returned two kickoffs for 27 yards (13.5 avg.) … Rushed for 159 yards and a touchdown on 22 carries (7.2 avg.) vs. South Carolina … Carried the ball 24 times for 104 yards and a touchdown vs. Tennessee … Followed with 29 attempts for 130 yards (4.5 avg.) and a score vs. Vanderbilt. **1995 (Redshirt):** Made the transition from cornerback to running back during fall drills … Won the starting role, but fractured a bone in his foot during the second game of the season vs. Tennessee and missed the rest of the season and was granted a medical redshirt … Finished the season with 325 yards and six touchdowns on 45 carries (7.2 avg.) before his injury … Exploded for 169 yards and four touchdowns, with runs of 13, 1, 5 and 58 yards, in his offensive debut in a 42-23 victory over South Carolina in the season opener … Added a fifth touchdown with a 45-yard reception … His four rushing and five total touchdowns in a game tied Georgia school records. **1994 (Sophomore):** Started all 11 games at right cornerback for Georgia and finished the year with 64 tackles, seven pass deflections and four interceptions, which he returned for 30 yards … Recovered two fumbles and was credited with a blocked kick … Posted 11 tackles, deflected a pass and recovered a fumble which led to a score in his first career start vs. South Carolina in the season opener. **1993 (Freshman):** Appeared in six games as a cornerback as a true freshman and finished the season with five tackles.

Personal

Robert Lee Edwards III was born son of Robert Jr. and Jeannette Edwards on Oct. 2, 1974 in Tennille, Ga. … He is the oldest of four children …Played running back and defensive back at Washington County High in Tennille, Ga. and was voted the Georgia Class AA Defensive Player of the Year by the *Atlanta Journal-Constitution* … Earned all-state and all-county honors after gaining 1,661 all-purpose yards and 14 touchdowns as a running back, while recording 145 tackles, including eight sacks and eight interceptions as a defensive back during his senior year … He also blocked three punts, three PATs and three field-goal attempts during his final campaign, while leading the team to a 14-1 record and the Class AA State Championship game … Majored in consumer economics at Georgia … Robert is single.

ROBERT EDWARDS' COLLEGE STATISTICS

		Rushing					Receiving				
Year	**G/S**	**No**	**Yds**	**Avg**	**Lg**	**TD**	**No**	**Yds**	**Avg**	**Lg**	**TD**
1995	2/2	45	325	7.2	65	6	2	42	21.0	45	1
1996	11/9	184	800	4.4	32	9	23	199	8.7	34	1
1997	9/7	142	830	5.9	80	12	17	172	10.1	25	1
Totals	**22/18**	**371**	**1955**	**5.3**	**80**	**27**	**42**	**413**	**9.8**	**45**	**3**

		Kickoff Returns					Punt Returns				
Year	**G/S**	**No**	**Yds**	**Avg**	**Lg**	**TD**	**No**	**Yds**	**Avg**	**Lg**	**TD**
1994	11/11	1	12	12.0	12	0	1	10	10.0	10	0
1995	2/2	-	-	-	-	-	-	-	-	-	-
1996	11/9	2	27	13.5	16	0	-	-	-	-	-
1997	9/7	2	12	6.0	7	0	-	-	-	-	-
Totals	**33/29**	**5**	**51**	**10.2**	**16**	**0**	**1**	**10**	**10.0**	**10**	**0**

Robert Edwards' Defensive Statistics

Year	**G/S**	**TT**	**UT**	**A**	**S-Yd**	**TFL**	**I-Yds**	**PD**	**FF**	**FR**
1993	6/0	5	3	2	0-0	0-0	0-0	0	0	0
1994	11/11	64	37	27	0-0	2-2	4-30	7	0	2
Totals	**17/11**	**69**	**40**	**29**	**0-0**	**2-2**	**4-30**	**7**	**0**	**2**

Additional Statistics
Blocked Kicks — 1994 (1)
Fumble Recovery Returns — 1994 (1 for 4 yards)

34 TEBUCKY JONES CB



out takes

★Tebucky was recruited to Syracuse as a running back and made the transition to defensive back in his senior year.

★Tebucky was one of the fastest players in the 1998 NFL Draft. He was timed with 4.38 speed in the 40.

★In high school, Tebucky was named the Connecticut Player of the Year by *USA Today*.

★He also excelled in basketball, scoring over 1,000 points during his prep career.

HEIGHT: 6-2 | **WEIGHT:** 216
YEAR: ROOKIE
DRAFT: 1B (22ND) '98
SCHOOL: SYRACUSE
MAJOR: CHILD & FAMILY STUDIES
BORN: OCT. 6, 1974
NEW BRITAIN, CONN.

How acquired

Tebucky Jones was drafted by the Patriots in the first round of the 1998 NFL Draft with the 22nd overall selection.

College

Made the transition from running back to defensive back prior to his senior year at Syracuse … Finished his collegiate career with 101 tackles, four interceptions, three forced fumbles and three fumbles recovered … Offensively, he rushed for 563 yards and nine touchdowns on 145 carries … He also had two receptions for nine yards and returned nine kickoffs for 176 yards (19.6 avg.). **1997 (Senior):** Earned All-ECAC first-team and second-team All-Big East honors after making the transition to defensive back as a senior … Started every game at strong safety and was credited with 80 tackles (50 solos), three forced fumbles, three fumble recoveries and four interceptions, which he returned for 104 yards … Posted 10 tackles in his defensive debut vs. Wisconsin in the season opener … Earned ECAC Player of the Week honors when he returned an interception 98 yards for a touchdown to seal a 30-19 victory over Tulane … It was the second longest interception return in school history … Named Big East Defensive Player of the Week after collecting 12 tackles, causing a fumble and picking off a pass in a 40-10 victory over West Virginia … Recorded an interception and lined up for one play at tailback, scoring on a 1-yard plunge in a 33-13 victory over Miami, marking the first time that a Syracuse player had scored touchdowns on offense and defense since Ernie Davis in 1961 … Underwent ankle surgery, causing him to miss the Oklahoma and Virginia Tech games. **1996 (Junior):** Appeared in every game in a rotation among reserve running backs, but was an impact player on special teams … Rushed for 265 yards and three touchdowns on 61 carries (4.3 avg.)

and recorded 15 special teams stops … Rushed for a season-high 73 yards, with touchdown runs of 23 and 6 yards, on 13 carries (5.6 avg.) and posted three tackles in a 52-21 victory over Virginia Tech. **1995 (Sophomore):** Appeared in 10 games, including his only career offensive start, and carried 72 times for 248 yards (3.4 avg.) and five touchdowns … Missed two games and received limited playing time in two others after suffering a knee sprain vs. West Virginia … Caught one pass for 2 yards and returned eight kickoffs for 163 yards - a 20.4-yard average … He was also credited with five special teams tackles … Made his only offensive start vs. Eastern Michigan and rushed for a career-high 76 yards and a pair of touchdowns on 18 carries (4.2 avg.). **1994 (Freshman):** Appeared in seven games as a reserve tailback … Carried seven times for 49 yards (4.5 avg.). **1993 (Redshirt):** Redshirted as a freshman.

Personal

Tebucky Shermaine Jones was born the son of Mary Ann Jones on Oct. 6, 1974 in New Britain, Conn. … He is one of five children (two brothers and two sisters) … He attended New Britain High School and starred in football, basketball and track … During his prep career, he rushed for 4,541 yards and 53 touchdowns … His 2,139 yards and 25 rushing touchdowns as a senior in 1992 earned him *USA Today* Connecticut Player of the Year honors … He also returned an interception and a kickoff for touchdowns as the team captain, while earning All-Big East, all-northeast and all-state honors … He scored over 1,000 career points on his high school basketball team and was a member of the New England championship 4x100-meter relay team … He majored in child and family studies at Syracuse … Tebucky and his wife Jannet have three children Letesha, Tebucky, Jr. and Malique.

TEBUCKY JONES' COLLEGE STATISTICS

Year	G/S	TT	UT	A	S-Yds	Tfl	l-Yds	Pd	FF	FR
1993	0/0Redshirt-freshman									
1994	7/0	1	1	0	0-0	0	0-0	0	0	0
1995	10/1	5	2	3	0-0	0	0-0	0	0	0
1996	12/0	15	10	5	0-0	0	0-0	0	0	0
1997	11/11	80	50	30	0-0	0	4-104	7	3	3
Totals	**40/12**	**101**	**63**	**38**	**0-0**	**0**	**4-104**	**7**	**3**	**3**

TEBUCKY JONES' OFFENSIVE STATISTICS

	Rushing					Receiving					Kickoff Returns				
Year	No.	Yds	Avg	Lg	Td	No.	Yds	Avg	Lg	Td	No.	Yds	Avg	Lg	Td
1994	7	49	4.5	9	0	-	-	-	-	-	1	13	13.0	13	0
1995	72	248	3.4	16	5	1	2	2.0	2	0	8	163	20.4	33	0
1996	61	265	4.3	31	3	1	7	7.0	7	0	-	-	-	-	-
1997	1	1	1.0	1	1	-	-	-	-	-	-	-	-	-	-
Totals	**145**	**563**	**3.9**	**31**	**9**	**2**	**9**	**4.5**	**7**	**0**	**9**	**176**	**19.6**	**33**	**0**

15 TONY SIMMONS WR



out takes

- ★ Tony's 23 touchdown receptions at Wisconsin broke Al Toon's record of 19.
- ★ Tony was timed at 4.35 in the 40, the fastest time reported in the 1998 NFL Draft.
- ★ The *Chicago Sun-Times* named Tony the Prep Athlete of the Year.
- ★ Tony earned his college degree in four years, graduating in May of '97.

HEIGHT: 6-1 | **WEIGHT:** 206
YEAR: ROOKIE
DRAFT: 2A (52ND) '98
SCHOOL: WISCONSIN
MAJOR: CONSTRUCTION ADMIN.
BORN: JUNE 23, 1970
GALLIAPOLIS, OH

How Acquired

Tony Simmons was drafted in the second round (52nd overall) of the 1998 NFL Draft with a pick obtained from the New York Jets along with a third-round 1997 selection (Sedrick Shaw), a fourth-round 1997 selection (Damon Denson), and a first-round 1999 selection as compensation for the loss of Head Coach Bill Parcells.

College

Simmons was a four-year letterman at Wisconsin (1994-97) … He started 32 of 44 games during his collegiate career and finished with 99 receptions for 1991 yards (20.1 avg.) and 23 touchdowns … His 23 touchdown receptions set a school record, breaking Al Toon's mark of 19 set in 1983. **1997 (Senior):** Started 10 of 13 games and finished second on the team with 28 receptions for 553 yards and five touchdowns … Earned honorable mention all-conference honors … Grabbed six passes for 158 yards and a 38-yard touchdown in a 26-25 victory over Northwestern to earn Player of the Game honors … His 158 yards receiving was a personal best and the most by a Badger since 1990 … Beat Heisman Trophy winner Charles Woodson in the corner of the end zone for a 21-yard touchdown vs. Michigan. **1996 (Junior):** Started the first eight games of the season and caught 20 passes for 346 yards (17.3 avg.) and three touchdowns before fracturing his foot and missing the final five games of the year … Had a season-high 97 yards on just four receptions (24.3 avg.) vs. Ohio State. **1995 (Sophomore):** Started 10 of 11 games played and became just the fifth receiver in school history to gain over 500 yards in two consecutive seasons … Finished the season with 504 yards and seven touchdowns on 29 receptions (17.4 avg.) … Fielded three passes for 140 yards (46.7 avg.) with touchdown receptions of 62 and 70 yards in a 34-27 victory over Minnesota. **1994 (Freshman)**: Started four of 12 games played and finished the season with 22 receptions for 588 yards (26.7 avg.) and eight touchdowns … His eight touchdown receptions ranked second to Al Toon… Grabbed three passes for 114 yards (38.0 avg.), including touchdowns of 38 and 46 yards, in a 62-13 thrashing of Indiana … His six other touchdown receptions that year were from 13, 31, 32, 34, 61 and 63 yards out … Posted a season-high 132 yards on six receptions (22.0 avg.) in a 19-13 triumph over Illinois. **1993 (Redshirt):** Redshirted as a freshman.

Personal

Tony Angelo Simmons was born the son of Dorothy Simmons on Dec. 8, 1974 in Chicago, Ill. … He attended St. Rita High in Chicago, Ill. and earned prep All-American honors … He caught 36 passes for 628 yards (17.4 avg.) and four touchdowns as a senior and earned All-Midwest and all-area accolades … He also starred in track as a two-time MVP … The *Chicago Sun-Times* named him Prep Athlete of the Year … He captured the 100- and 200-meter dash titles in the state finals … Earned high grades and was a member of the Silver Academic Honor Roll in high school … Graduated in May of 1997 with a degree in Construction Administration … Tony is single.

TONY SIMMONS' COLLEGE OFFENSIVE STATISTICS

Receiving Year	G/S	No	Yds	Avg.	Lg	TD
1993	0/0	Redshirt-Freshman				
1994	12/4	22	588	26.7	63	8
1995	11/10	29	504	17.4	70	7
1996	8/8	20	346	17.3	43	3
1997	13/10	28	553	19.8	53	5
Totals	**44/32**	**99**	**1991**	**20.1**	**70**	**23**

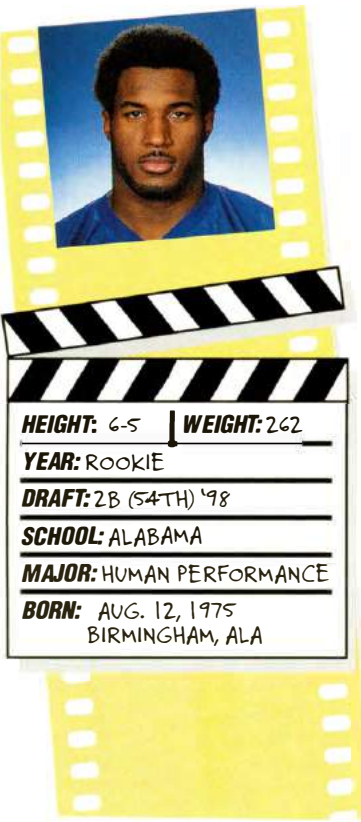

49 RODRICK RUTLEDGE TE

HEIGHT: 6-5 | **WEIGHT:** 262
YEAR: ROOKIE
DRAFT: 2B (54TH) '98
SCHOOL: ALABAMA
MAJOR: HUMAN PERFORMANCE
BORN: AUG. 12, 1975
BIRMINGHAM, ALA

How Acquired

Rodrick Rutledge was drafted by the Patriots in the second round (54th overall) of the 1998 NFL Draft.

College

Started 16 of 47 games for the Crimson Tide (1994-97) at tight end and caught 23 passes for 259 yards and one touchdown … He is a powerful run blocker with superb receiving skills for a player his size. **1997 (Senior):** Missed spring drills with a knee sprain, but returned in the fall and started every game for the Tide … He caught 15 passes for 160 yards (10.7 avg.) and a touchdown … Credited with 75 knockdown blocks as a senior … Opened the season with three receptions for 43 yards, including a 29-yard touchdown … Set up a touchdown with a 29-yard reception vs. Kentucky. **1996 (Junior):** Appeared in every game and made three starts as a junior … Caught seven passes for 91 yards (13.0 avg.) and was credited with a team-leading 63 knockdown blocks — seven of which resulted in Alabama touchdowns … Also credited with a special teams tackle … Recorded a season high 34 yards on a pair of receptions vs. Vanderbilt. **1995 (Sophomore)** Played in every game, starting the last two games of the season …

out takes

- ★ Rod boasts a 34-inch vertical leap.
- ★ Rod earned "Lifter of the Year" honors for his weight training acumen at Alabama.
- ★ In four years at Alabama, Rod added over 20 pounds to his frame.

Credited with 33 knockdown blocks despite limited playing time … Made his first career reception (8 yards) vs. Arkansas … Made his starting debut vs. Mississippi State and posted nine knockdown blocks. **1994 (Freshman):** Played in all 13 games as a true freshman as a reserve tight end and on special teams … Made his collegiate debut vs. Tennessee-Chattanooga and was credited with a special teams tackle.

Personal

Rodrick Almar Rutledge was born the son of Rose and Wallace Rutledge on Aug. 12, 1975 in Birmingham, Ala. … Starred in football at Erwin High in Birmingham, Ala. and caught 19 passes for 331 yards and four touchdowns as a senior to earn all-state honors by the *Birmingham News* … Rated the state's sixth-best prospect by the *Birmingham Post-Herald* … Competed on both offense and defense … Named the team's "Lifter of the Year" for his performance in the Tide's offseason conditioning program.

RODRICK RUTLEDGE'S COLLEGE OFFENSIVE STATISTICS

			Receiving				
Year	G/S	No	Yds	Avg	Lg	TD	SpT
1994	13/0	0	0	0.0	0	0	1
1995	11/2	1	8	8.0	8	0	0
1996	13/3	7	91	13.0	24	0	1
1997	11/11	15	160	10.7	29	1	0
Totals	**48/16**	**23**	**259**	**11.3**	**29**	**1**	**2**



37

CHRIS FLOYD

FB

HEIGHT: 6-1 | **WEIGHT:** 230
YEAR: ROOKIE
DRAFT: 3A (81ST) '98
SCHOOL: MICHIGAN
MAJOR: SPORTS MANAGEMENT
BORN: JUNE 23, 1975 DETROIT, MICH.

How Acquired

Chris Floyd was drafted by the New England Patriots in the third round (81st overall) of the 1998 NFL Draft with a pick that was obtained by the Patriots (along with a first-round choice - Robert Edwards) from the New York Jets as compensation for the loss of restricted free agent Curtis Martin.

College

Floyd rushed for 623 yards on 148 carries and caught 14 passes for 125 yards during his collegiate career at Michigan. **1997 (Senior):** Rushed for 269

out takes

★In 1993, Floyd was named Michigan's Gatorade Player of the Year in football.

★Chris was the 1997 recipient of the Bob Ufer Award, presented annually to the Michigan player who shows the most spirit and desire.

★Chris joins former Wolverine teammates Damon Denson and Ty Law with the Patriots.

yards and two touchdowns on 63 carries (4.3 avg.) and caught seven passes for 83 yards while starting eight of 11 games to help Michigan claim a share of the national championship … Missed just one game vs. Baylor … Recipient of the Bob Ufer Award, awarded annually to the Michigan player who shows the most spirit and desire … Scored the team's first touchdown of the season with a 1-yard plunge in a 27-3 victory over Colorado … Rushed seven times for 41 yards and scored the game-winning touchdown in a 21-14 victory over Notre Dame … Caught a career-long 43-yard reception in a victory over Indiana and rushed for a season-high 66 yards on six carries in a 26-16 win over Wisconsin. **1996 (Junior):** Appeared in every game and gained 101 yards on 30 carries (3.4 avg.) … Caught three passes for 23 yards … Gained 35 yards on six carries vs. Alabama in the Outback Bowl. **1995 (Sophomore):** Started six of 13 games at fullback and rushed for 182 yards on 48 carries (3.8 avg.) … Added 19 yards on four receptions … Rushed for 45 yards in two games during the year, once on eight attempts in a 38-19 decision over Miami (Ohio) and once on 12 carries in a 34-17 victory over Indiana. **1994 (Freshman):** Appeared in every game as a true freshman and rushed for 71 yards on seven carries … Played extensively on special teams and collected seven tackles … Had a career-long 54-yard carry vs. Minnesota and returned a kickoff 10 yards vs. Wisconsin.

Personal

Christopher Michael Floyd was the born son of Gloria Ford on June 23, 1975 in Detroit, Mich. … He attended Cooley High in Detroit and excelled in football, earning *Super Prep* and *Prep Football Report* All-American honors as a fullback … He was rated fourth-best in the nation at his position by the *National Recruiting Advisor* … He rushed for 4,005 yards and 41 touchdowns on 429 carries during his prep career … As a senior, he collected all-city, all-metro and all-state honors while rushing for 1,731 yards and 16 touchdowns on 185 carries … Following his senior season, he was selected to play in the All-American Bowl, a national prep all-star game played annually in Allentown, Pa. … In addition, he also earned four letters on the prep track team … He earned his degree in sports management and communications at Michigan … Chris is single.

CHRIS FLOYD'S COLLEGE STATISTICS

		Rushing					Receiving				
Year	**G/S**	**No**	**Yds**	**Avg**	**Lg**	**TD**	**No**	**Yds**	**Avg**	**Lg**	**TD**
1994	12/0	7	71	10.1	54	0	0	0	0.0	0	0
1995	13/6	48	182	3.8	16	0	4	19	4.8	9	0
1996	12/0	30	101	3.4	13	0	3	23	7.7	14	0
1997	11/8	63	269	4.3	31	2	7	83	11.9	43	0
Totals	**48/14**	**148**	**623**	**4.2**	**54**	**2**	**14**	**125**	**8.9**	**43**	**0**

Additional Statistics

Kickoff Returns - 1994 (1 for 10 yards)

Special Teams Tackles - 1994 (7), 1995 (1), 1996 (4), 1997 (3)

94 GREG SPIRES DE

out takes

★ Prior to 1997, the Patriots had not drafted a player from Florida State in over a decade. Greg Spires becomes the second Seminole drafted by the Patriots in as many years, joining former teammate Vernon Crawford.

★ Greg played in three bowl games with Florida State — an Orange Bowl and two Sugar Bowls.

HEIGHT: 6-1 | **WEIGHT:** 260
YEAR: ROOKIE
DRAFT: 3B (83RD) '98
SCHOOL: FLORIDA STATE
MAJOR: ELEMENTARY EDUCATION
BORN: AUG. 12, 1974
MARIANA, FLA.

How Acquired

Greg Spires was drafted by the Patriots with their second of two selections in the third round (83rd overall) of the 1998 NFL Draft.

College

Spires showed his versatility during his collegiate career at Florida State, moving from linebacker to nose guard to defensive end … He was a four-year letterman (1994-97) and totaled 115 tackles (59 solos), including 18 career sacks for the Seminoles … Played in three bowl games in his final three years — an Orange Bowl and two Sugar Bowls. **1997 (Senior):** Started eight of nine games, including the last seven games of the season at right defensive end … Missed the first three games of the season while recovering from a fractured fibula … Compiled 32 tackles (17 solo), including 10 sacks and 14 tackles for losses, and caused two fumbles to earn Second-Team All-Atlantic Coast Conference honors … His 10 sacks ranked second in the ACC … Wreaked havoc against North Carolina with a four-sack effort — one shy of the school record and third-highest single-game total in Florida State history … Posted a career-high 10 tackles with a pair of sacks for losses of nine yards in a 58-7 romp over Wake Forest. **1996 (Junior):** Appeared in 11 games as a reserve defensive end, but did not start … Finished the season with 35 tackles (20 solos), including seven sacks and nine tackles for losses … Recovered a fumble and delivered five tackles vs. Duke … Posted a season-high six tackles and a sack in games vs. Clemson and Florida … Recorded a season-high 1.5 sacks in a 34-16 victory over Miami. **1995 (Sophomore):** Appeared in 11 games as a reserved defensive tackle and finished the year with a career-high 42 tackles (20 solo) … Credited with five tackles for losses, a sack and two pass deflections … Opened the season with five tackles, including three for losses and a sack vs. Duke … Delivered a season-high seven tackles, including two for losses, and deflected a pass vs. Wake Forest. **1994 (Freshman):** Recorded six tackles in five games of spot duty as a reserve nose guard. **1993 (Redshirt):** Recruited to FSU after earning All-American prep honors as a linebacker, but made the transition to defensive line during his redshirt season.

Personal

Greg Tyrone Spires was born Aug. 12, 1974 in Mariana, Fla. … He attended Mariner High School in Cape Coral, Fla., where he earned All-American acclaim as a linebacker and fullback as a senior in 1992 … Earned District Player of the Year and was a *Blue Chip Illustrated* All-Region selection after rushing for over 900 yards as a senior … Blocked three punts and averaged 11 tackles per game during his four-year high school career.

GREG SPIRES' COLLEGE STATISTICS

Year	G/S	TT	UT	A	S	TFL	Int	PD	FF	FR
1993	0/0	Redshirt freshman								
1994	5/0	6	2	4	0	0	0	0	0	0
1995	11/0	42	20	22	1	5	0	2	0	0
1996	11/0	35	20	15	7	9	0	1	0	1
1997	9/8	32	17	15	10	14	0	0	2	0
Totals	**36/8**	**115**	**59**	**56**	**18**	**28**	**0**	**3**	**2**	**1**

75 LEONTA RHEAMS DT

How Acquired

Leonta Rheams was drafted by the Patriots in the fourth round (115th overall) of the 1998 NFL Draft.

HEIGHT: 6-2 | **WEIGHT:** 280
YEAR: ROOKIE
DRAFT: 4 (115TH) '98
SCHOOL: HOUSTON
MAJOR: SOCIOLOGY
BORN: AUG. 1, 1976
TYLER, TEXAS.

College

Rheams was a four-year letterman at Houston (1994-97), where he played in 44 games during his career and started the final 34 consecutive games … He compiled 154 total tackles, including 92 solo stops and six sacks … In addition, he was credited with 21 tackles for losses … He caused one fumble and recovered two others. **1997 (Senior):** Started every game for the Cougars at left defensive end and totaled 34 tackles, including a career-high four sacks … Caused and recovered a fumble, batted down a pass, logged 10 tackles for losses and blocked a kick … Earned Second-Team All-Conference USA honors … Totaled six tackles, including one sack and three tackles for losses, vs. UCLA … Made another six stops and blocked a field-goal attempt vs. Memphis. **1996 (Junior):** Started every game at right defensive tackle and recorded a career-high 67 total tackles with a sack and seven tackles for losses … Posted nine tackles in games vs. Cincinnati and North Carolina … Led the team and had a career-high 13 tackles in the Liberty Bowl vs. Syracuse. **1995 (Sophomore):** Started every game at right defensive tackle and posted 40 tackles (23 solos) with three tackles for loss

out takes

- Leonta is a native of Tyler, Texas, home of Patriots teammate Chris Carter. The two went to rival high schools.
- He attended Lee High School in Tyler and earned All-District 15 - 5A honors as a defensive end his senior year.

... Posted a season-high seven tackles vs. Rice. **1994 (Freshman):** Appeared in 10 games at defensive tackle as a true freshman, despite suffering from a knee sprain for much of the year ... Collected 13 tackles, including a sack and a tackle for loss ... His first career sack was a 7-yard loss vs. Texas Tech.

Personal

Leonta DeMarkel Rheams was born the son of Debra and Donald Cuba on Aug. 1, 1976 in Tyler, Texas ... He attended Lee High in Tyler and earned All-District 15-5A honors as a defensive end his senior year, adding All-East Texas honors from the *Tyler Courier Times-Telegraph* ... He was a two-way starter at defensive end and tight end ... He also lettered in track and field, starring in the discus ... Majored in sociology at Houston.

LEONTA RHEAMS' COLLEGE DEFENSIVE STATISTICS

Year	G/S	TT	UT	A	S-Yd	TFL	l-Yds	PD	FF	FR
1994	10/0	13	8	5	1-7	1-4	0-0	0	0	0
1995	11/11	40	23	17	0-0	3-4	0-0	0	0	1
1996	12/12	67	41	26	1-11	7-21	0-0	0	0	0
1997	11/11	34	20	14	4-25	10-48	0-0	1	1	1
Totals	**44/34**	**154**	**92**	**62**	**6-43**	**21-77**	**0-0**	**1**	**1**	**2**

Additional Statistics Blocked Kicks - 1997 (1)

50 RON MERKERSON MLB

HEIGHT: 6-2 | **WEIGHT:** 247
YEAR: ROOKIE
DRAFT: 5 (145TH) '98
SCHOOL: COLORADO
MAJOR: SOCIOLOGY
BORN: AUG. 30, 1975
CLARKSVILLE, TENN.

How Acquired

Ron Merkerson was drafted by the Patriots in the fifth round (145th overall) of the 1998 NFL Draft.

College

Merkerson was a four-year letterman at the University of Colorado (1994-97) ... He started 22 of 33 games and totaled 174 career tackles, including a sack and nine tackles for losses ... Caused one fumble and recovered another, which he returned 33 yards. **1997 (Senior):** Started four of five games and fin-

out takes

- Named Nevada's HS Player of the Year in 1992. Ron's father is a professional boxing trainer who has trained world champions Roy Jones Jr. and Ray Mercer.
- Ron's cousin, Harry Galbreath, played professionally for nine seasons with the Miami Dolphins, Green Bay Packers and New York Jets.

ished the year with 36 total tackles … Collected 12 tackles and returned a fumble 33 yards vs. Wyoming, but suffered torn ligaments in his left ankle when he was tackled, causing him to miss the next six games … Returned for the season finale vs. Nebraska and closed out his collegiate career with a 10-tackle effort. **1996 (Junior):** Earned All-Big 12 Conference honorable mention after starting 10 of 12 games at strongside outside linebacker and collecting a career-high 80 tackles … Posted season-highs with 11 tackles in games vs. Michigan and Nebraska … Registered 10 tackles, including a third down stop, a quarterback pressure and a forced fumble in a 41-13 rout of Missouri … Earned the Regiment Award, given annually by the Colorado coaching staff to the player who made the greatest contribution to the team with the least recognition. **1995 (Sophomore):** Earned All-Big 8 honorable mention honors and was one of three Colorado players to share the team's Most Improved Player honors … Started eight of 11 games and finished the season with 55 tackles and a 7-yard sack … Missed the Oklahoma State game due to a sprained left ankle … Collected seven tackles in his first career start in a 43-7 triumph over Wisconsin … Registered 11 hits, including his first career sack for seven yards, in a 38-17 victory over Oklahoma. **1994 (Freshman):** Appeared in nine games on special teams, seeing action at outside linebacker in four of those games … Credited with three tackles in 53 plays. **1993 (Redshirt):** Redshirted as a freshman.

Personal

Ron Devon Merkerson was born the son of Cynthia and Alton Merkerson Aug. 30, 1975 in Clarksville, Tenn. … Attended Clark High in Las Vegas, Nevada, where he starred in football, wrestling and track … He earned All-American acclaim by *Super Prep* magazine after his senior season when he collected 85 tackles, two sacks, and five forced fumbles as an inside linebacker and rushed for 830 yards and 16 touchdowns on 137 carries (6.1 avg.) as a fullback … Added All-Far West, All-Midlands, All-Sunset, All-Southern Zone Conference and *USA Today* honorable mention honors to his senior-year dossier after leading his team to the state playoffs … As a junior, he totaled 80 tackles and three sacks while rushing for 450 yards and two scores … He earned two varsity letters in wrestling and lettered in track, competing as a sprinter in addition to throwing the shot put and discus … His father is a professional boxing trainer who has trained world champions Roy Jones Jr. and Ray Mercer … His cousin, Harry Galbreath, played guard at Tennessee and played professionally for the Miami Dolphins, Green Bay Packers and New York Jets … Another cousin, Tim Cross, played collegiately at Tennessee State … Ron majored in sociology at Colorado.

RON MERKERSON'S COLLEGE DEFENSIVE STATISTICS

Year	G/S	TT	UT	A	S-Yd	TFL	I-Yds	PD	FF	FR
1993	0/0Redshirt Freshman									
1994	5/0	3	2	1	0-0	1-4	0-0	1	0	0
1995	11/8	55	28	27	1-7	2-9	0-0	0	0	0
1996	12/10	80	51	29	0-0	4-6	0-0	0	1	0
1997	5/4	36	22	14	0-0	2-3	0-0	0	0	1
Totals	**33/22**	**174**	**103**	**71**	**1-7**	**9-22**	**0-0**	**1**	**1**	**1**



44 HAROLD SHAW RB

out takes

- ★ Harold's brother, Eddie, was a teammate at Southern Miss. He plays wide receiver.
- ★ Harold was a Scholastic All-American in high school.
- ★ Harold powered his way to 32 career touchdown runs at Southern Miss, second most in school history.

HEIGHT: 6-0 **WEIGHT:** 228
YEAR: ROOKIE
DRAFT: 6 (176TH) '98
SCHOOL: SOUTHERN MISSISSIPPI
MAJOR: COMMUNICATIONS
BORN: SEPT. 3, 1974
MAGEE, MISS.

How Acquired

Harold Shaw was drafted by the Patriots in the sixth round (176th overall) of the 1998 NFL Draft.

College

Shaw was a four-year letterman at Southern Mississippi (1994-97), where he started 22 of 45 games and rushed for 2,286 yards and 32 touchdowns on 609 carries. **1997 (Senior):** Started every game and rushed for 1,107 yards and 16 touchdowns on 262 carries (4.2 avg.) … Added 28 receptions for 161 yards (5.8 avg.) and returned five kicks for 52 yards … Earned First-Team All-Conference USA honors after leading the conference in rushing … Became the first player at Southern Miss to rush for over 1,000 yards since 1987 (Sheldon Gandy) … Only Sammy Winder rushed for more touchdowns in a season (20 in 1980) than Shaw's 16 scores as a senior … Eclipsed the 100-yard plateau five times during the season … Gained 127 yards on 29 carries (4.4 avg.) vs. Illinois … Rushed for 103 yards and a pair of touchdowns on 26 carries (4.1 avg.) vs. Louisville … Picked up 106 yards on 23 carries in a victory over East Carolina … Compiled 142 yards on 27 attempts (5.3 avg.) and scored a touchdown vs. Cincinnati … Rushed for a career-high 188 yards and three touchdowns on 29 carries (6.5 avg.) in a rout over Memphis. **1996 (Junior):** Started five of 11 games and rushed for 491 yards and eight touchdowns on 178 carries (2.8 avg.) … Started the first three games of the season … Saw action as a reserve in the next six games before returning to the starting lineup for the last two games of the season … Rushed for a season-high 79 yards on 24 carries and scored on 1- and 3-yard runs vs. Houston … Scored on runs of 6 and 18 yards and finished the game with 63 yards on just 12 attempts in a 52-27 victory over Southwestern Louisiana. **1995 (Sophomore):** Started the first five games of the season and finished the year with 295 yards on 87 carries (3.4 avg.) … Caught 16 passes for 101 yards (6.3 avg.) and a touchdown … Opened the season with 15 carries for 83 yards, including a 38-yard touchdown run and added a 9-yard touchdown reception in a 45-13 pasting of Northern Illinois … Gained 79 yards and scored a touchdown on 18 carries vs. Utah State. **1994 (Freshman):** Saw action in

every game, but did not start as a true freshman … Picked up 393 yards and seven touchdowns on 82 carries (4.8 avg.) … Scored his first career touchdown on a 1-yard plunge vs. East Carolina … Rushed for a season-high 91 yards and a touchdown on 18 carries (5.1 avg.) vs. Southwestern Louisiana … Gained 87 yards and scored three touchdowns on 18 carries (4.8 avg.) in a 59-16 thrashing of Samford … Scored on a career-long 62-yard run in a 20-18 victory over Louisiana State, finishing the game with 67 yards on just seven carries (9.6 avg.).

Personal

Harold Lamar Shaw was born the son of Josephine Shaw on Sept. 3, 1974 in Magee, Miss. … He attended Magee (Miss.) High, where he lettered in football, basketball, baseball and track … He excelled in football, earning Scholastic All-American honors and was a first-team all-state selection … As a senior, Shaw rushed for 1,603 yards and 28 touchdowns, totaling over 2,300 all-purpose yards … His younger brother, Eddie, plays receiver at Southern Miss. … Harold is single.

HAROLD SHAW'S COLLEGE STATISTICS

		Rushing					Receiving					Kickoff Returns				
Year	G/S	No	Yds	Avg	Lg	TD	No	Yds	Avg	Lg	TD	No	Yds	Avg	Lg	TD
1994	11/0	82	393	4.8	62	7	3	20	6.7	7	0	4	82	20.5	34	0
1995	11/5	87	295	3.4	38	1	16	101	6.3	20	1	4	56	14.0	17	0
1996	11/5	178	491	2.8	25	8	6	30	5.0	8	1	2	50	25.0	39	0
1997	12/12	262	1107	4.2	51	16	28	164	5.9	24	0	5	52	10.4	17	0
Totals	**45/22**	**609**	**2286**	**3.8**	**62**	**32**	**53**	**315**	**5.9**	**24**	**2**	**15**	**240**	**16.0**	**39**	**0**

Additional Statistics
Special Teams Tackles - 1995 (2), 1996 (1)



67 JASON ANDERSEN T/C

How Acquired

Jason Andersen was drafted by the Patriots in the seventh round (211th overall) of the 1998 NFL draft.

College

Andersen was a four-year letterman at Brigham Young (1994-97) … He proved to be a versatile offensive linemen who could play any position on the line. **1997 (Senior)**: Made the transition to center during his senior campaign and delivered 90 knockdown blocks for an offense that averaged 360.2 yards per game … He was the only BYU offensive lineman not to allow a sack during the season. **1996 (Junior)**: Started at right guard and moved to right tackle for games vs. Wyoming and Kansas State … Helped BYU to 354 yards in a 28-25 victory over Wyoming in the inaugural WAC Championship game. **1995**

out takes

★Jason was a boy scout when he was younger and earned the highest honor, Eagle Scout

★Jason and his wife, Suni, were married in December of 1996, prior to playing in the Cotton Bowl

(Sophomore): Saw limited playing time, appearing in only two games at right guard vs. Hawaii and Tulsa. **1994 (Freshman):** Made brief appearances in two games. **1993 (Redshirt):** Redshirted as a freshman.

Personal

Jason Allen Young was born Sept. 3, 1975 in Hayward, Calif. … He changed his surname from Young to Andersen after his freshman year at Brigham Young … Attended Piedmont High in San Jose, Calif., where he lettered in football, basketball and track … He was a two-time all-league and two-time all-county selection as an offensive and defensive tackle and long snapper in football … He was also a two-time all-league center on his high school basketball team … Excelled in track, finishing second in the state finals with a school-record 60-3 shot put toss … Lettered twice in outdoor track at BYU … Placed seventh in the shot put (58-0) at the WAC finals in 1995 and traveled with the team to Turkey during the summer … Threw the shot and placed eighth in the WAC indoors, sixth at the WAC outdoors … Threw the discus and placed seventh in the WAC outdoors in 1994 … Majored in sociology at BYU … He earned Eagle Scout honors and enjoys fishing, camping and traveling … Married the former Suni Gardner in December of 1996 prior to the Cotton Bowl festivities … The Andersens have one daughter Destinee and are expecting their second child in in October.

ROOKIE ROSTER

#	NAME	POS	HT	WT	YR	COLLEGE	HOW ACQ.
7	Jim Murphy	QB	6-3	230	R	Northeastern	FA-98
15	Tony Simmons	WR	6-1	206	R	Wisconsin	D2a-98
27	Terry Billups	CB	5-9	179	R	North Carolina	FA-98
31	Kato Serwanga	CB	5-11	192	R	California	FA-98
33	Mike Geter	RB	5-10	215	R	North Carolina	FA-98
34	Tebucky Jones	CB	6-2	216	R	Syracuse	D1b-98
37	Chris Floyd	FB	6-0	231	R	Michigan	D3a-98
41	Jeff Compas	SS	5-10	213	R	Harvard	FA-98
43	Brian Lee	FS	6-2	195	R	Wyoming	FA-98
44	Harold Shaw	RB	6-0	228	R	Southern Mississippi	D6-98
47	Robert Edwards	RB	5-11	218	R	Georgia	D1a-98
48	Scott Dragos	TE	6-2	255	R	Boston College	FA-98
49	Rod Rutledge	TE	6-5	262	R	Alabama	D2b-98
50	Ron Merkerson	LB	6-2	247	R	Colorado	D5-98
62	Brent Warren	OT	6-5	338	R	Syracuse	FA-98
67	Jason Andersen	T/C	6-6	312	R	Brigham Young	D7-98
69	Bob Beveridge	OT	6-6	308	R	British Columbia	FA-98
76	Matt Cox	G	6-6	305	R	Brigham Young	FA-98
91	Greg Spires	DE	6-1	260	R	Florida State	D3b-98
93	Blake Irwin	OLB	6-0	231	R	New Mexico	FA-98
94	Leonta Rheams	DT	6-2	280	R	Houston	D4-98

6-6 308 Rookie
College: British Columbia
Major: Human Kinetics
Born: 6/1/73, London, Ontario
HS: Sir Winfred Laurier (London, Ont.)
Signed with Patriots: 4/24/98

69 BOB BEVERIDGE T

College: Led BC to the Vanier Cup (Canadian National Championship) in 1997, powering an offense which averaged 452.1 yards per game … He was a finalist for the J.P. Metras Award, presented annually to the country's outstanding offensive lineman … Earned All-Canadian and Canada West all-star honors in 1996 and 1997 … Recipient of the Bobby Gual award, presented annually to the school's outstanding male athlete.



5-10 180 Rookie
College: North Carolina
Major: Communications, Pre-Law
Born: 2/9/75, Weisboden, Germany
HS: Oak Ridge (Orlando, Fla.)
Signed with Patriots: 4/24/98

27 TERRY BILLUPS CB

College: Played exclusively as a nickel back in 1997 and had a season-high 5 tackles and forced a fumble vs. Florida State … Recovered a fumble in the end zone vs. Wake Forest in 1996 … Started 10 games as a "field" cornerback in 1995 … Earned Comeback Player of the Year honors. **Personal:** Terry Michael Billups was born the son of Wadie and Lewis Billups in Weisboden, Germany … His brother, Lewis, was a second round draft choice by the Bengals in 1986 … Terry was a two-time all-conference and all-county choice at Oak Ridge High in Orlando, Fla. … Also excelled in track, winning the state title in the 110-meter hurdles … Speaks Portuguese … Collects sports memorabilia and enjoys working with the Boys & Girls Clubs … Currently working on two film documentaries which are due to air on PBS … Earned his degree in 1998.

RODNEY BYRD'S COLLEGE STATISTICS

Year	G/S	TT	UT	A	ST-Yds	PD	FF	FR
1993	Redshirt -Freshman							
1994	12/4	26	21	5	0 1-7	2	0	0
1995	11/10	31	18	13	0 1-0	4	0	0
1996	10/0	7	6	1	0 1-2	4	0	0
1997	11/0	10	6	4	0 0-0	0	1	0
Totals	**44/14**	**74**	**51**	**23**	**0 3-9**	**10**	**1**	**0**



6-2 245 1st Year
College: Illinois
Major: Political Science
Born: 4/28/74, O'Fallon, Ill.
HS: O'Fallon Township
Signed with Patriots: 1/20/98

46 RODNEY BYRD FB

Pro: Byrd originally signed with Tennessee as a rookie free agent (5/1/97) and was released during the preseason (8/20/97). **College**: Lead blocker for Illinois All-American running back Robert Holcombe in 1996 … He earned Special Teams Player of the Year in 1995 … Earned the Bresee Award as Most Improved Offensive Player in 1996 spring drills. **Personal:** Rodney Lamont Byrd was born the son of Ruben Byrd and Sonia Taylor in O'Fallen, Ill.… He was a *SuperPrep* Blue Chip prospect at O'Fallon Township in E. St. Louis, Ill. … Rushed for 1,060 yards and 16 touchdowns as a senior and over 2,300 yards during his prep career … Averaged 24.0 ppg for his high school hoops team as a senior … He earned a degree in political science and is in pursuit of a master's degree.

RODNEY BYRD'S COLLEGE STATISTICS

Year	G/S	No	Yds	Avg	Lg	TD
1993	11/0	5	14	2.8	6	0
1994	12/0	1	4	4.0	4	0
1995	11/2	2	1	0.5	1	0
1996	10/8	2	9	4.5	9	0
Totals	**44/10**	**10**	**28**	**2.8**	**9**	**0**

5-10 213 Rookie
College: Harvard
Major: Government
Born: 6/28/76, Brooklyn, N.Y.
HS: Great Neck South, Long Island, NY
Signed with Patriots: 4/24/98
Pronunciation: COMB - pah

47 JEFF COMPAS S

College: Played two years at cornerback before moving to safety … Became the first four-year starter in the post-freshman football era at Harvard and helped the Crimson to their first Ivy League title in a decade with a 9-1 record … Their nine wins were the most since the 1919 Rose Bowl team … His 14 career interceptions and 241 total tackles each rank second in school history … He earned second-team All-Ivy League honors as a senior on a defensive unit which ranked in the top-five nationally in scoring defense, rushing defense and pass efficiency defense … The Harvard defense did not allow a rushing touchdown in seven Ivy League games. **Personal:** Lettered and captained his football, basketball and track teams … Earned All-Long Island honors in football, all-county honors in basketball and all-state honors as a sprinter in track … Graduated with a degree in government in June.

JEFF COMPAS' COLLEGE STATISTICS

Year	TT	UT	A	S	Int	PD	FR
1994	44	28	16	0	4	3	1
1995	75	56	19	0	4	7	1
1996	58	41	17	0	4	4	0
1997	64	49	15	0	2	2	0
Totals	**241**	**174**	**67**	**0**	**14**	**16**	**2**



6-3 244 1st Year
College: Syracuse
Major: Retailing
Born: 1/11/74, Boston, MA
HS: Billerica (Mass.) Memorial High
Signed with Patriots: 2/2/1998

45 DANA COTTRELL OLB

DANA COTTRELL'S COLLEGE STATISTICS

Year	G/S	TT	UT	A	S	Int	PD	FF	FR
1993	11/0	10	7	3	0	0	0	0	0
1994	11/1	42	19	23	0	0	0	0	1
1995	11/11	83	48	35	0	1	1	0	0
1996	11/10	48	25	23	1	0	0	0	0
Totals	**44/22**	**183**	**99**	**84**	**1**	**1**	**1**	**0**	**1**

Pro: Signed with the Patriots and was assigned to the England Monarchs of the NFL Europe League … Posted 17 tackles, including a sack for Monarchs … Originally signed with Cincinnati as a rookie free agent in 1997, but was waived (7/28/97) … Signed with Jacksonville (7/30/97), but was released (8/19/97). **College:** Played both inside and outside linebacker positions … Started 22 of 44 games for the Orangemen … Intercepted his first pass in a game vs. Miami in 1995. **Personal:** Dana Robert Cottrell was born the son of George and Corrie Cottrell in Boston, Ma. … He was a *Super Prep* and *USA Today* prep All-American … He earned all-state honors from the *Boston Herald* and all-scholastic team honors from the *Boston Globe.*

6-6 305 Rookie
College: Brigham Young
Major: History
Born: 2/25/73, Logan, Utah
HS: Walpole (Mass.) High
Signed with Patriots: 4/24/98

76 MATT COX G

College: Three-year letterman at BYU (1995-97) … Started the final two years at right guard and was credited with 120 knockdown blocks during that time … The team averaged 227.3 passing yards per game as a senior and 295.9 yards per game as a junior … Appeared in every game as a sophomore in 1995, with two starts … Served on a church mission in 1992-93 … Redshirted as a freshman in 1991. **Personal:** Earned all-state and all-league honors at Walpole (Mass.) High as a senior and was an All-Scholastic selection by the *Boston Globe* … Lettered in football, basketball and track … Father, L. Clarke Cox, played football at Utah State.



6-0 186 1st Year
College: Iowa State
Major: Marketing
Born: 3/28/75, Sioux City, Iowa
HS: Millard North (Omaha, NE)
Signed with Patriots: 3/13/98

9 TODD DOXZON — WR

Pro: Originally signed with the NY Jets as a rookie free agent (4/25/97), but was released in camp (8/18/97) ... Signed by the Patriots (2/13/98) and allocated to NFL Europe's Amsterdam Admirals ... Caught 8 passes for 135 yards and 2 tds in 4 games prior to suffering a season-ending knee injury. **College:** Finished his Cyclone career as the third most efficient passer in school history with a quarterback rating of 122.93 ... He was also third among the school's all-time leading rushing quarterbacks after rushing for 1,045 yards and 14 touchdowns on 364 carries ... Finished second on the team in rushing to Troy Davis as a senior in 1996 with 409 yards and four touchdowns on 86 carries ... Suffered an ankle injury, which caused him to miss five games in 1995 ... His 90-yard TD pass to Ed Williams in 1995 was the longest in school history. **Personal:** Born the son of Wallace and Lois Doxzon ... First Omaha Metro quarterback to rush for over 1,000 yards ... He earned all-state, all-conference and all-division honors ... Also lettered in basketball and baseball, earning all-state honors at second base.

TODD DOXZON'S COLLEGE STATISTICS

Passing Statistics

Year	Att	Comp	Yds	Pct	TD	Lg	Int	Rating
1993	22	11	185	.500	2	63	1	141.55
1994	90	51	745	.567	3	58	3	130.57
1995	100	58	730	.580	4	90	4	124.52
1996	231	124	1,498	.537	12	59	9	117.50
Totals	**443**	**244**	**3,158**	**.551**	**21**	**90**	**17**	**122.93**



6-2 255 Rookie
College: Boston College
Major: Communications
Born: 10/28/75, Old Rochester, Mass.
HS: Old Rochester (Mass.) Regional High
Signed with Patriots: 4/24/98

48 SCOTT DRAGOS — TE

College: Four-year letterman at Boston College (1994-97) ... Had a season-high five catches for 52 yards and a touchdown vs. Georgia Tech in 1997 ... Posted a single-game career high six receptions for 58 yards vs. West Virginia in 1996 ... In 1995, his season-high came against Syracuse when he caught five passes for 51 yards and a touchdown ... Appeared in five games as a freshman, but was used exclusively as a blocker. **Personal:** Earned All-American, all-state and all-conference honors at Old Rochester Regional High after catching 36 passes for 680 yards and seven touchdowns as a senior ... Also excelled in baseball as an outfielder and pitcher, lettering three times.

SCOTT DRAGOS' COLLEGE STATISTICS

Receiving Statistics

Year	G	No	Yds	Avg	Lg	TD
1994	8	0	0	0.0	0	0
1995	12	14	116	8.3	22	1
1996	8	13	125	9.6	29	0
1997	10	19	176	9.3	19	2
Totals	**38**	**46**	**417**	**9.1**	**29**	**3**

6-4 214 1st Year
College: Southern Illinois
Major: Marketing
Born: 5/8/74, Collierville, TN
HS: Collierville High
Signed with Patriots: 5/28/98

3 MARK GAGLIANO — P

Pro: Originally signed with the Colts as a rookie free agent in 1997, but was released during camp ... Signed with Cincinnati and was placed on the Bengals practice squad. **College:** He was a consensus Division I-AA first-team All-American and a first-team GTE Academic All-American in 1996 ... Led the nation in punting with a 45.0-yard average and was named the SIU Athlete of the Year ...Ranked fourth in the NCAA Division I-AA with a 41.4-yard average in 1994 to earn the Saluki's Special Teams Player of the Year honors. **Personal:** Lettered in basketball, football and tennis at Collierville High ... Earned all-state honors in football as a senior ... Cousins Phil and Ralph Michael Gagliano played baseball professionally.

MARK GAGLIANO'S COLLEGE STATISTICS

Year	No	Yds	Avg	Lg	Blk
1993	57	2127	37.3	60	0
1994	79	3274	41.4	70	0
1995	74	2971	40.1	65	0
1996	54	2432	45.0	66	0
Totals	**264**	**10804**	**40.9**	**70**	**0**



5-11 212 Rookie
College: North Carolina
Major: Economics
Born: 4/13/75, Arlington, VA
HS: Yorktown (Arlington, Va.)
Signed with Patriots: 4/24/98
Pronunciation: Soft "G" rhymes with greeter

33 MIKE GETER — RB

College: Geter was a four-year letterman at North Carolina (1994-97) ... Finished second on the team in rushing with 245 yards as a senior ... Averaged 4.4 yards per carry during his collegiate career ... Rushed for a career-high 98 yards on 12 carries (8.2 avg.), including a career-long 47-yard run, and scored his first career touchdown vs. Ohio in 1995. **Personal:** Michael Shindell Geter was born the son of Dennice Geter and Michael Pinkett on April 13, 1975 at just 3 lbs., 8 ounces ... His uncle, Allen Pinkett, was a standout running back at Notre Dame and enjoyed a six-year playing career with the Houston Oilers ... Earned All-American, all-state, all-region, all-district and Northern Virginia Player of the Year honors as a senior at Yorktown High in Arlington, Va. ... Rushed for over 3,900 yards during his three-year career, including 1,648 yards and 21 touchdowns as a senior ... Excelled in track, winning the state 55-meter dash as a junior ... He is a supporter of Big Brothers of North Carolina.

MIKE GETER'S COLLEGE STATISTICS

Rushing

Year	G	No	Yds	Avg	Lg	TD
1993	0	Redshirt-Freshman				
1994	6	11	56	5.1	9	0
1995	6	30	134	4.5	47	1
1996	10	24	95	4.0	12	1
1997	10	55	245	4.5	21	0
Totals	**32**	**120**	**530**	**4.4**	**47**	**2**

Kickoff Returns: 1994 (3-33-11.0-17-0)



6-0 237 Rookie
College: New Mexico
Major: General Management
Born: 4/20/75, Boulder, Colo.
HS: Boulder (Colo.) High
Signed with Patriots: 4/24/98

93 BLAKE IRWIN — OLB

BLAKE IRWIN'S COLLEGE STATISTICS

Year	G/S	TT	UT	A	S	Int	PB	FF	FR
1993	Redshirt-Freshman								
1994	12/11	131	65	66	0	1	3	1	0
1995	11/11	117	71	46	1	0	6	0	0
1996	11/11	118	75	43	0	0	4	0	1
1997	12/12	108	60	48	1	0	4	1	3
Totals	**46/45**	**474**	**271**	**203**	**2**	**1**	**17**	**2**	**4**

College: Irwin was a four-year letterman (1994-97) whose 474 career tackles ranks second in school history ... Averaged 10.3 tackles per game during his collegiate career ... Earned second-team all-conference honors as a junior and senior and all-conference honorable mention as a freshman and sophomore ... Collected a career-high 17 tackles in two games as a freshman ... Had a season-high with 15 tackles vs. UTEP in 1995 ... Posted a season-high with 14 stops in games vs. San Diego State and BYU in 1996 ... Returned a fumble 18 yards for a touchdown in the BYU game. **Personal:** Blake Brandon Irwon was the son of Phil and Sue Irwin... Earned all-state honors as the team captain at Boulder High ... Also earned all-state honors in lacrosse ... Brother, Heath, plays guard for the Patriots ... Uncle, Hale, is a professional golfer ... Father, Phil, played three years at Colorado (1968-70) and was the first Buffalo player to appear on the cover of *Sports Illustrated*.



6-1 193 1st Year
College: Cincinnati
Major: Criminal Justice
Born: 12/23/73, Homestead, FL
HS: Homestead High
Signed with Patriots: 12/2/97

18 ANTHONY LADD — WR

Pro: Originally signed with Atlanta as a non-drafted free agent (4/20/97), but was waived (8/3/97) ... Claimed off waivers (8/4/97) by Tampa Bay, but was released (8/25/97) ... Re-signed to Bucs practice squad (8/26/97), but was released (9/16/97) ... Signed to Patriots' practice squad (12/2/97) ... Re-signed with the Patriots on Jan. 26, 1997 and allocated to NFL Europe's Barcelona Dragons ... Caught eight passes for 139 yards (17.4 avg.) before sustaining an injury which sidelined him for much of the season. **College:** Became just the 10th player in school history to record 100 receptions ... He had a pair of TDs as a senior, scoring from 77- and 60-yards out, respectively. **Personal:** Born the son of Hilliard Ladd and Annie Burth ... He has three brothers and three sisters ... Lettered in football and track in high school.

ANTHONY LADD'S COLLEGE STATISTICS

	Receiving				Kickoff Returns			
Year	No	Yds	Avg	TD	No	Yds	Avg	TD
1993	10	170	17.0	0	0	0	0.0	0
1994	35	446	12.7	3	0	0	0.0	0
1995	34	433	12.7	3	13	250	19.2	0
1996	21	409	19.5	2	5	82	16.4	0
Totals	**100**	**1458**	**14.6**	**8**	**18**	**332**	**18.4**	**0**



6-2 200 Rookie
College: Wyoming
Major: Business Management
Born: 1/23/75, Denver, Colo.
HS: Arvada (Colo.) West High
Signed with Patriots: 4/24/98

42 BRIAN LEE — S

College: Lee and Tennessee's Peyton Manning were the only players to earn first-team AP All-American and first-team GTE All-Academic honors in 1997 ... Added first-team All-American honors from Walter Camp, the Football Writers Association and *Football News* after leading the nation with eight interceptions (0.73 per game) ... Became the first player in school history to pick off three passes in two different games during his career ... Named WAC Player of the Week after posting 11 stops and a pair of interceptions, including one he returned 56 yards for a touchdown vs. Hawaii ... Earned second-team all-conference honors as a junior after setting a school record with eight interceptions, second in the nation. **Personal:** Brian Jeffrey Lee was born the son of Cheryl and Jacob Lee ... Earned all-state honors as a tailback at Arvada West High in Colorado after rushing for 1,223 yards and 16 touchdowns ... Excelled in track, winning several state titles as a sprinter ... He enjoys fishing.

BRIAN LEE'S COLLEGE STATISTICS

Year	G/S	TT	UT	A	S-Yds	I-Yds	PB	FF	FR
1993	Redshirt-Freshman								
1994	12/0	22	17	5	0-0	0-0	16	0	0
1995	11/11	68	44	24	0-0	1-25	2	0	0
1996	12/12	76	43	33	2-12	8-68	8	1	0
1997	11/11	73	58	15	0-0	8-101	10	0	0
Totals	**46/34**	**239**	**162**	**77**	**2-12**	**17-194**	**36**	**1**	**0**



6-4 285 1st Year
College: Georgia Tech
Major: Building Construction
Born: 3/28/74, Marshville, N.C.
HS: Forest Hills High in Marshville, N.C.
Signed with Patriots: 3/12/98

70 CURTIS McGEE — T/G

Pro: Originally signed with the Patriots as a rookie free agent on April 28, 1997, but was released (8/19/97) ... Re-signed (3/12/98) and allocated to NFL Europe's Frankfurt Galaxy. **College:** A four-year starter at left tackle and earned first-team all-conference honors as a senior ... Led an offense which ranked 17th in the nation in rushing (211.0 ypg.) in 1995 ... Broke into the starting lineup at left tackle midway through his freshman year — a position he anchored for the next three-and-a-half years. **Personal:** Curtis Leroy McGee was born the son of Curtis and Eunice McGee ... Voted team captain as a senior and earned all-state honors as an offensive tackle ... Also excelled in other sports, lettering in basketball and track.

6-1 200 1st Year
College: Concordia (Canada)
Major: Geography
Born: 1/6/72, St. Jean, Quebec
HS: Marcelin Champagnat
Signed with Patriots: 1/20/98
Pronunciation: DENNY

12 DENIS MONTANA — WR

Pro: Originally drafted by Montreal in the first round (9th overall) of the 1996 CFL draft ... Played two seasons in the CFL ... Opened the 1997 season and played the first 10 games with Montreal, but finished the year as a member of Toronto's 1997 Grey Cup Championship team ... Originally signed with the Houston Oilers as a rookie free agent (4/23/96), but was released (8/14/96). **College:** Played at Concordia College in Canada and caught 53 passes for 1,016 yards and a touchdown. **Personal:** Born the son of Salvatore and Nicole Montana ... He has three siblings, including a twin brother, Anthony ... Denis speaks French and Italian fluently ... His hobbies include golf, hockey, beach volleyball and rollerblading.

DENIS MONTANA'S COLLEGE STATISTICS

Receiving					
Year	No	Yds	Avg	Lg	TD
1992	1	15	15.0	15	0
1993	7	149	21.3	47	0
1994	16	321	20.1	47	0
1995	29	531	18.3	38	1
Totals	**53**	**1016**	**19.2**	**47**	**1**



6-4 230 Rookie
College: Northeastern
Major: Finance
Born: 2/23/75, Reading, Mass.
HS: Reading (Mass.) High
Signed with Patriots: 4/29/98

7 JIM MURPHY — QB

College: Set the school's career passing records with 1,148 attempts, 624 completions, 7,804 yards and 40 touchdowns … He was an All-New England first-team choice in 1997 and the recipient of the Bulger Lowe Award, presented annually to the top player in New England … He earned all-conference honors, was named Scholar Athlete of the Year and was voted the team's MVP in 1997. **Personal:** He was born the son of Regina and Jim Murphy … Earned all-league and all-scholastic honors at Reading High … Lettered in football (3), basketball (3) and baseball (2) … Set the school record for yards passing in football and points scored in basketball.

JIM MURPHY'S COLLEGE STATISTICS

Year	G/S	Att	Comp	Pct	Yds	TD	Lg	Int
1994	11/8	180	82	45.6	934	4	44	11
1995	11/11	305	151	49.5	1890	10	69	4
1996	11/11	291	171	58.8	2157	7	87	13
1997	11/11	372	220	59.1	2823	19	64	10
Totals	**44/41**	**1148**	**624**	**52.8**	**7804**	**40**	**87**	**38**



6-4 295 1st Year
College: Ohio State
Major: African American Studies
Born: 11/26/73, Cleveland, Ohio
HS: St. Ignatius High in Cleveland, Ohio
Signed with Patriots: 4/20/97

65 JUAN PORTER — C

Pro: Originally signed with the Patriots as a non-drafted free agent (4/20/97), but was waived (8/19/97) … Re-signed to the Patriots' practice squad (8/26/97) where he remained for the rest of his rookie season. **College:** Porter was a three-year starter and earned second-team all-conference honors as a senior at Ohio State … He was an offensive co-captain of Ohio State's Rose Bowl team as a senior … Credited with 231 career knockdown blocks, including a high of 107 as a junior … Lined up alongside Orlando Pace and helped pave the way for an offense which averaged 236.9 yards rushing per game. **Personal:** Born the son of Mary and John Porter, the youngest of three children … Earned All-American acclaim at St. Ignatius High in Cleveland … He was a member of the 1989 state championship team … He enjoys fishing and reading.



5-11 192 Rookie
College: California
Major: Business
Born: 7/23/76, Kampala, Uganda
HS: Sacramento (Calif.) High
Signed with Patriots: 4/24/98
Pronunciation: (kuh-TOE ser-WAHN-guh)

31 KATO SERWANGA — CB

College: Earned Rookie of the Year honors at Sacramento State (1994) before transferring to Pacific in 1995 … Led the team in interceptions (4) — his brother ranked second … Transferred to Cal in 1996, where he closed out his college career as a two-year starter at left cornerback … Intercepted a pass, caused a fumble and provided 4 tackles vs. Washington State in 1996. **Personal:** Born the son of Robina and Patrick Serwanga in Kampala, Uganda … Moved to Sacramento, Calif. with his family when he was 4-years old … His identical twin, Wasswa, played safety at UCLA and was signed by the Chicago Bears as a rookie free agent in 1998 … The two played football together in high school and in college at Sacramento State and Pacific University before separating in 1996 to go to rival Pac-10 schools.

KATO SERWANGA'S COLLEGE STATISTICS

Year	G	TT	UT	A	Sk	Int	PB	FF	FR
1994*	11	45	38	7	1	4	6	2	1
1995+	7	41	33	8	1	4	4	0	1
1996	12	40	31	9	0	4	7	3	1
1997	11	35	28	7	0	1	9	2	1
Totals	**41**	**161**	**130**	**31**	**2**	**13**	**26**	**7**	**4**

* Sacramento State
\+ Pacific



6-0 190 1st Year
College: Penn State
Major: Biology
Born: 3/20/74, Erie, Pa.
HS: Cathedral Prep in Erie, PA
Signed with Patriots: 4/20/97

39 MARK TATE — CB

Pro: Originally signed with the Patriots as a non-drafted free agent (4/20/97), but was waived (8/24/97) ... Re-signed to Patriots' practice squad (8/26/97), where he remained for the rest of his rookie season. **College:** A four-year letterman at Penn State (1993-96) ... Recorded a career-high 13 stops (12 solo) vs. Indiana ... Proved to be the most consistent contributor to the team, logging more plays (869) than any other player on the team. **Personal:** Mark Anthony Tate was born the son of Robert and Vivian Tate ... Earned *USA Today* Top-20 recognition and was voted the Erie Athlete of the Year at Cathedral Prep after intercepting 18 passes as a corner and rushing for 2,000 yards and 29 touchdowns as a senior ... Also excelled in basketball, lettering all four years ... He is active in the Fellowship of Christian Athletes and Athletes in Action ... He grew up playing against teammate Dietrich Jells in Pop Warner and high school.

MARK TATE'S COLLEGE STATISTICS

Year	G/S	TT	UT	A	S-Yds	Int	PB	FF	FR
1993	11/0	11	7	4	0-0	1	2	1	0
1994	7/0	21	17	4	1-1	0	1	1	0
1995	11/11	52	37	15	0-0	0	15	0	1
1996	12/12	63	50	13	0-0	1	11	0	1
Totals	**41/23**	**147**	**111**	**36**	**1-1**	**2**	**29**	**2**	**2**



6-1 200 1st Year
College: Utah State
Major: Physical Education
Born: 5/18/73, Nampa, Idaho
HS: Nampa (Idaho) High
Signed with Patriots: 4/20/97

10 SHAWN TURNER — WR

SHAWN TURNER'S COLLEGE STATISTICS

Year	G	No	Yds	Avg	Lg	TD
1993	11/1	8	168	21.0	59	0
1994	11/11	43	563	13.1	61	2
1995	8/2	14	125	8.9	19	0
1996	11/8	34	581	17.1	71	4
Totals	**41/22**	**99**	**1437**	**14.5**	**71**	**6**

Pro: Originally signed with the Patriots as a non-drafted free agent (4/20/97), but was waived (8/13/97) ... Re-signed to the Patriots practice squad (12/2/97) ... Re-signed on Jan. 20, 1998, and assigned to the England Monarchs of the NFL Europe League... Caught 22 passes for 220 yards (10.0) and 2 TDs. **College:** Started every game as a senior and finished second on the team in receptions ... Posted a career-high 197 yards on 8 receptions vs. Eastern Washington as a junior ... He was a four-time all-conference selection in track, competing in the 400-meter dash and 4x100-meter relay ... Anchored the Big West Champion 4x100-meter team. **Personal:** Born the son of Leanne Turner ... Earned all-state and all-conference honors in football, competing at QB, RB and WR during his prep career ... He is the grand cousin of baseball Hall of Famer Babe Ruth.

6-5 338 Rookie
College: Syracuse
Major: Political Science
Born: 2/10/75, Stoughton, Mass.
HS: Brockton (Mass.) High
Signed with Patriots: 4/24/98

62 BRENT WARREN — G/T

College: Warren was a three-year starter and four-year letterman (1994-97) at Syracuse ... Started every game at right guard as a senior and was credited with 90 knockdown blocks for a team which averaged 201.4 rushing yards per game ... Started every game at right tackle in 1996, anchoring a line which generated 402.4 yards per game ... Rolled up 533 yards in a 42-0 trouncing over Rutgers that year ... Started every game at right tackle as a sophomore in 1995 on an offense which averaged 195.3 yards rushing per game ... Appeared in three games, but did not start as a redshirt-freshman in 1994 ... Red-shirted in 1993 due to severe ankle sprains. **Personal:** Brent Taylor Warren was born the son of Donna and Joseph Warren ... Earned Super Prep All-American honors and was an all-state and all-scholastic team selection at Brockton High ... Also lettered in basketball and track, competing in the discus (137' 10").

1998 New England Patriots Contract Status

NAME	POS	BORN	YR	Last Year
Beveridge, Bob	T	06/01/73	R	1998
Billups, Terry	CB	02/09/75	R	1998
Bruschi, Tedy	OLB	06/09/73	3	1998
Byrd, Rodney	FB	04/28/74	1	1998
Collins, Todd	OLB	05/27/70	6	1998
Compas, Jeff	S	06/28/76	R	1998
Cottrell, Dana	OLB	01/11/74	1	1998
Cox, Matt	G	02/25/73	R	1998
Doxzon, Todd	WR	03/28/75	1	1998
Dragos, Scott	TE	10/28/75	R	1998
Gaiter, Tony	WR	07/15/74	1	1998
Geter, Mike	RB	04/13/75	R	1998
Grier, Marrio	FB	12/05/71	3	1998
Irwin, Blake	OLB	04/20/75	R	1998
Irwin, Heath	G	06/27/73	3	1998
Jells, Dietrich	WR	04/11/72	3	1998
Johnson, Ted	MLB	12/04/72	4	1998
Jones, Mike	DE	08/25/69	8	1998
Ladd, Anthony	WR	12/23/73	1	1998
Lee, Brian	S	01/23/75	R	1998
Lofton, Steve	CB	11/26/68	7	1998
McGee, Curtis	T/G	03/28/74	1	1998
Montana, Denis	WR	01/06/72	1	1998
Murphy, Jim	QB	02/23/75	R	1998
Purnell, Lovett	TE	04/07/72	3	1998
Rehberg, Scott	G/T	11/17/73	2	1998
Russ, Bernard	OLB	11/04/73	1	1998
Serwanga, Kato	CB	07/23/76	R	1998
Smith, Artie	DT	05/15/70	5	1998
Sullivan, Chris	DE	03/14/73	3	1998
Tate, Mark	CB	03/20/74	1	1998
Thomas, Henry	DT	01/12/65	12	1998
Tupa, Tom	P/QB	02/06/66	10	1998
Turner, Shawn	WR	05/18/73	1	1998
Vinatieri, Adam	K	12/28/72	3	1998
Warren, Brent	G/T	02/10/75	R	1998
Wheeler, Mark	DT	04/01/70	7	1998
Whigham, Larry	S	06/23/72	5	1998
Wohlabaugh, Dave	C	04/13/72	4	1998
Wyman, Devin	DT	08/29/73	3	1998
Zolak, Scott	QB	12/13/67	8	1998
Brown, Troy	WR	07/02/71	6	1999
Carter, Chris	S	09/27/74	2	1999
Clay, Willie	S	09/05/70	7	1999
Collons, Ferric	DE	12/04/69	4	1999
Crawford, Vernon	OLB	06/25/74	2	1999
Cullors, Derrick	RB	12/26/72	2	1999
Denson, Damon	G	02/08/75	2	1999
Ellis, Ed	T	10/13/75	2	1999
Gagliano, Mark	P	05/08/74	1	1999
Israel, Steve	CB	03/16/69	7	1999
Jefferson, Shawn	WR	02/22/69	8	1999
Law, Ty	CB	02/10/74	4	1999
Milloy, Lawyer	S	11/14/73	3	1999
Mitchell, Brandon	DT	06/19/75	2	1999
Moore, Marty	MLB	03/19/71	5	1999
Porter, Juan	C	11/26/73	1	1999
Shaw, Sedrick	RB	11/16/73	2	1999
Bartrum, Mike	TE/LS	06/23/70	5	2000
Brisby, Vincent	WR	01/25/71	6	2000
Canty, Chris	CB	03/30/76	2	2000
Carter, Tony	FB	08/23/72	4	2000
Coates, Ben	TE	08/16/69	8	2000
Eaton, Chad	DT	04/06/72	2	2000
Moss, Zefross	T	08/17/66	10	2000
Stablein, Brian	WR	04/14/70	5	2000
Armstrong, Bruce	T	09/07/65	12	2001
Bledsoe, Drew	QB	02/14/72	6	2001
Glenn, Terry	WR	07/23/74	3	2001
Slade, Chris	OLB	01/30/71	6	2001
Lane, Max	G	02/22/71	5	2002
McGinest, Willie	DE	12/11/71	5	2002
Rucci, Todd	G	07/14/70	6	2002

1998 Draft Class

Edwards, Robert	RB	10/02/74	1a	
Jones, Tebucky	CB	10/06/74	1b	
Simmons, Tony	WR	12/08/74	2a	
Rutledge, Rod	TE	08/12/75	2b	
Floyd, Chris	FB	06/23/75	3a	
Spires, Greg	DE	08/12/74	3b	
Rheams, Leonta	DT	08/01/76	4	
Merkerson, Ron	MLB	08/30/75	5	
Shaw, Harold	RB	09/03/74	6	
Andersen, Jason	T/C	09/03/75	7	

1998 New England Patriots Numerical Roster

#	NAME	POS	HT	WT	AGE	YR	COLLEGE	HOW ACQ.	G/S/DNP/I
3	Mark Gagliano	P	6-4	214	24	1	Southern Illinois	FA-98	-/-/-/-
4	Adam Vinatieri	K	6-0	200	25	3	South Dakota State	FA-96	16/0/0/0
7	Jim Murphy	QB	6-4	230	23	R	Northeastern	FA-98	-/-/-/-
9	Todd Doxzon	WR	6-0	186	23	1	Iowa State	FA-98	-/-/-/-
10	Shawn Turner	WR	6-1	200	25	1	Utah State	FA-97	0/0/0/0
11	Drew Bledsoe	QB	6-5	233	26	6	Washington State	D1-93	16/16/0/0
12	Denis Montana	WR	6-1	200	26	1	Concordia (Canada)	FA-98	-/-/-/-
15	Tony Simmons	WR	6-1	206	23	R	Wisconsin	D2a-98	-/-/-/-
16	Scott Zolak	QB	6-5	235	30	8	Maryland	D4-91	4/0/5/7
17	Tony Gaiter	WR	5-8	170	24	1	Miami (Fla.)	D6-97	1/0/0/3
18	Anthony Ladd	WR	6-1	193	24	1	Cincinnati	FA-97	0/0/0/0
19	Tom Tupa	P/QB	6-4	220	32	10	Ohio State	UFA (BAL)-96	16/0/0/0
21	Steve Israel	CB	5-11	194	29	7	Pittsburgh	UFA (SF)-97	5/0/1/10
23	Sedrick Shaw	RB	6-0	214	24	2	Iowa	D3a-97	1/0/1/14
24	Ty Law	CB	5-11	200	24	4	Michigan	D1-95	16/16/0/0
25	Larry Whigham	S	6-2	205	26	5	N.E. Louisiana	FA-94	16/0/0/0
26	Chris Canty	CB	5-9	185	22	2	Kansas State	D1-97	16/1/0/0
27	Terry Billups	CB	5-10	180	23	R	North Carolina	FA-98	-/-/-/-
29	Derrick Cullors	RB	6-0	195	25	2	Murray State (Ky)	FA-97	15/1/0/1
30	Tony Carter	FB	6-0	230	26	4	Minnesota	UFA (CHI)-98	16/10/0/0
31	Kato Serwanga	CB	5-11	192	22	R	California	FA-98	-/-/-/-
32	Willie Clay	FS	5-10	200	27	7	Georgia Tech	UFA-96	16/16/0/0
33	Mike Geter	RB	5-11	212	23	R	North Carolina	FA-98	-/-/-/-
34	Tebucky Jones	CB	6-2	216	23	R	Syracuse	D1b-98	-/-/-/-
35	Marrio Grier	FB	5-10	229	26	3	Tenn.-Chattanooga	D6b-96	16/0/0/0
36	Lawyer Milloy	S	6-0	208	24	3	Washington	D2-96	16/16/0/0
37	Chris Floyd	FB	6-0	231	23	R	Michigan	D3a-98	-/-/-/-
38	Steve Lofton	CB	5-9	177	29	7	Texas A&M	FA—97	4/0/1/5
39	Mark Tate	CB	6-0	190	24	1	Penn State	FA-97	0/0/0/0
41	Jeff Compas	S	5-10	213	22	R	Harvard	FA-98	-/-/-/-
42	Chris Carter	S	6-1	201	23	2	Texas	D3b-97	16/0/0/0
43	Brian Lee	S	6-2	200	23	R	Wyoming	FA-98	-/-/-/-
44	Harold Shaw	RB	6-0	228	23	R	Southern Miss	D6-98	-/-/-/-
45	Dana Cottrell	OLB	6-3	244	24	1	Syracuse	FA-98	-/-/-/-
46	Rodney Byrd	FB	6-2	245	24	1	Illinois	FA-98	-/-/-/-
47	Robert Edwards	RB	5-11	218	23	R	Georgia	D1a-98	-/-/-/-
48	Scott Dragos	TE	6-2	255	22	R	Boston College	FA-98	-/-/-/-
49	Rod Rutledge	TE	6-5	262	23	R	Alabama	D2b-98	-/-/-/-
50	Ron Merkerson	MLB	6-2	247	23	R	Colorado	D5-98	-/-/-/-
51	Bernard Russ	OLB	6-1	238	24	1	West Virginia	FA-97	2/0/0/0
52	Ted Johnson	MLB	6-3	240	25	4	Colorado	D2-95	16/16/0/0
53	Chris Slade	OLB	6-5	245	27	6	Virginia	D2a-93	16/16/0/0
54	Tedy Bruschi	OLB	6-1	245	25	3	Arizona	D3-96	16/1/0/0
55	Willie McGinest	DE	6-5	255	25	5	Southern Cal	D1-94	11/11/0/5
58	Marty Moore	MLB	6-1	244	27	5	Kentucky	D7b-94	16/0/0/0
59	Todd Collins	OLB	6-2	248	28	6	Carson-Newman	D3a-92	15/15/0/1
60	Scott Rehberg	G/T	6-8	330	24	2	Central Michigan	D7-97	6/0/1/9
61	Damon Denson	G	6-4	305	23	2	Michigan	D4a-97	1/0/1/14
62	Brent Warren	G/T	6-5	338	23	R	Syracuse	FA-98	-/-/-/-
63	Heath Irwin	G/C	6-4	300	25	3	Colorado	D4a-96	16/1/0/0

1998 NEW ENGLAND PATRIOTS NUMERICAL ROSTER (Continued)

#	NAME	POS	HT	WT	AGE	YR	COLLEGE	HOW ACQ.	G/S/DNP/I
64	Dave Wohlabaugh	C	6-3	292	26	4	Syracuse	D4-95	14/14/1/1
65	Juan Porter	C	6-4	295	24	1	Ohio State	FA-98	0/0/0/0
66	Ed Ellis	T	6-7	340	22	2	Buffalo	D4b-97	1/0/0/15
67	Jason Andersen	T/C	6-6	312	22	R	Brigham Young	D7-98	-/-/-/-
68	Max Lane	G	6-6	305	27	5	Navy	D6b-94	16/16/0/0
69	Bob Beveridge	T	6-6	308	25	R	British Columbia	FA-98	-/-/-/-
70	Curtis McGee	T/G	6-4	285	24	1	Georgia Tech	FA-98	-/-/-/-
71	Todd Rucci	G	6-5	296	28	6	Penn State	D2b-93	16/16/0/0
72	Devin Wyman	DE	6-7	290	25	3	Kentucky State	D6c-96	6/0/1/9
74	Chris Sullivan	DE	6-4	279	25	3	Boston College	D4b-96	16/10/0/0
75	Leonta Rheams	DT	6-2	280	22	R	Houston	D4-98	-/-/-/-
76	Matt Cox	G	6-6	305	25	R	Brigham Young	FA-98	-/-/-/-
77	Zefross Moss	T	6-6	325	32	10	Alabama State	UFA (DET)-97	15/15/0/1
78	Bruce Armstrong	T	6-4	295	32	12	Louisville	D1-87	16/16/0/0
80	Troy Brown	WR	5-10	190	27	6	Marshall	D8-93	16/6/0/0
81	Brian Stablein	WR	6-1	193	28	5	Ohio State	UFA (IND)-98	16/0/0/0
82	Vincent Brisby	WR	6-3	193	27	6	N.E. Louisiana	D2c-93	16/4/0/0
83	Dietrich Jells	WR	5-10	185	26	3	Pittsburgh	CW (KC)-96	11/0/0/5
84	Shawn Jefferson	WR	5-11	180	29	8	Central Florida	FA-96	16/14/0/0
85	Lovett Purnell	TE	6-3	245	26	3	West Virginia	D7a-96	16/2/0/0
86	Mike Bartrum	TE/LS	6-5	245	28	6	Marshall	TR (GB)-96	9/0/0/1
87	Ben Coates	TE	6-5	245	29	8	Livingstone College	D5b-91	16/16/0/0
88	Terry Glenn	WR	5-11	185	24	3	Ohio State	D1-96	9/9/1/6
90	Chad Eaton	DT	6-5	300	26	2	Washington State	FA-96	16/1/0/0
91	Artie Smith	DT	6-5	305	28	5	Louisiana Tech	FA-98	0/0/0/0
92	Ferric Collons	DE	6-7	300	28	4	California	TR (GB)-95	5/5/0/3
93	Blake Irwin	OLB	6-0	237	23	R	New Mexico	FA-98	-/-/-/-
94	Greg Spires	DE	6-1	260	24	R	Florida State	D3b-98	-/-/-/-
95	Henry Thomas	DT	6-2	277	33	12	Louisiana State	FA-97	16/16/0/0
96	Mike Jones	DE	6-4	280	29	8	North Carolina State	FA-94	16/7/0/0
97	Mark Wheeler	DT	6-3	285	28	7	Texas A&M	UFA (TB)-96	14/14/0/2
98	Brandon Mitchell	DT	6-3	289	23	2	Texas A&M	D2-97	12/0/0/4
99	Vernon Crawford	OLB	6-4	245	24	2	Florida State	D5-97	16/0/0/0

HEAD COACH: PETE CARROLL

Assistant Coaches: Paul Boudreau (offensive line), Jeff Davidson (assistant offensive line), Ray Hamilton (defensive line), Ron Lynn (secondary), Johnny Parker (strength and conditioning), Bo Pelini (linebackers), Jack Reilly (quarterbacks), Dante Scarnecchia (special teams), Steve Sidwell (defensive coordinator), Carl Smith (tight ends), DeWayne Walker (defensive assistant), Steve Walters (wide receivers), Kirby Wilson (running backs), Ernie Zampese (offensive coordinator).

1998 New England Patriots Alphabetical Roster

#	NAME	POS	HT	WT	BORN	YR	COLLEGE	H.S. HOMETOWN
67	Andersen, Jason	T/C	6-6	312	9/3/75	R	Brigham Young	San Jose, Calif.
78	Armstrong, Bruce	T	6-4	295	9/7/65	12	Louisville	Miami, Fla.
86	Bartrum, Mike	TE/LS	6-5	245	6/23/70	5	Marshall	Pomeroy, Ohio
69	Beveridge, Bob	T	6-6	308	6/1/73	R	British Columbia	London, Ontario
27	Billups, Terry	CB	5-10	180	2/9/75	R	North Carolina	Orlando, Fla.
11	Bledsoe, Drew	QB	6-5	233	2/14/72	6	Washington State	Walla Walla, Wash.
82	Brisby, Vincent	WR	6-3	193	1/25/71	6	N.E. Louisiana	Lake Charles, La.
80	Brown, Troy	WR	5-10	190	7/2/71	6	Marshall	Blackville, S.C.
54	Bruschi, Tedy	OLB	6-1	245	6/9/73	3	Arizona	Roseville, Calif.
46	Byrd, Rodney	FB	6-2	245	4/28/74	1	Illinois	E. St. Louis, Illinois
26	Canty, Chris	CB	5-9	185	3/30/76	2	Kansas State	Voorhees, N.J.
42	Carter, Chris	S	6-1	201	9/27/74	2	Texas	Tyler, Texas
30	Carter, Tony	FB	6-0	230	8/23/72	4	Minnesota	Columbus, Ohio
32	Clay, Willie	S	5-10	200	9/5/70	7	Georgia Tech	Pittsburgh, Pa.
87	Coates, Ben	TE	6-5	245	8/16/69	8	Livingstone College	Greenwood, S.C.
59	Collins, Todd	OLB	6-2	248	5/27/70	6	Carson-Newman	New Market, Tenn.
92	Collons, Ferric	DE	6-7	300	12/4/69	4	California	Sacramento, Calif.
41	Compas, Jeff	S	5-10	213	6/28/76	R	Harvard	Great Neck, N.Y.
45	Cottrell, Dana	OLB	6-3	244	1/11/74	1	Syracuse	Billerica, Mass.
76	Cox, Matt	G	6-6	305	2/25/73	R	Brigham Young	Walpole, Mass.
99	Crawford, Vernon	OLB	6-4	245	6/25/74	2	Florida State	Texas City, Texas
29	Cullors, Derrick	RB	6-0	195	12/26/72	2	Murray State (Ky)	Dallas, Texas
61	Denson, Damon	G	6-4	305	2/8/75	2	Michigan	Pittsburgh, Pa.
9	Doxzon, Todd	WR	6-0	186	3/28/75	1	Iowa State	Omaha, NE
48	Dragos, Scott	TE	6-2	255	10/28/75	R	Boston College	Old Rochester, Mass.
90	Eaton, Chad	DT	6-5	300	4/6/72	2	Washington State	Puyallup, Wash.
47	Edwards, Robert	RB	5-11	218	10/2/74	R	Georgia	Tennille, Ga.
66	Ellis, Ed	T	6-7	340	10/13/75	2	Buffalo	Hamden, Conn.
37	Floyd, Chris	FB	6-0	231	6/23/75	R	Michigan	Detroit, Mich.
3	Gagliano, Mark	P	6-4	214	5/8/74	1	Southern Illinois	Collierville, Tenn.
17	Gaiter, Tony	WR	5-8	170	7/15/74	1	Miami (Fla.)	Miami, Fla.
33	Geter, Mike	RB	5-11	212	4/13/75	R	North Carolina	Arlington, Va.
88	Glenn, Terry	WR	5-11	185	7/23/74	3	Ohio State	Columbus, Ohio
35	Grier, Marrio	FB	5-10	229	12/5/71	3	Tennessee-Chattanooga	Charlotte, N.C.
93	Irwin, Blake	OLB	6-0	237	4/20/75	R	New Mexico	Boulder, Colo.
63	Irwin, Heath	G/C	6-4	300	6/27/73	3	Colorado	Boulder, Colo.
21	Israel, Steve	CB	5-11	194	3/16/69	7	Pittsburgh	Haddon Heights, N.J.
84	Jefferson, Shawn	WR	5-11	180	2/22/69	8	Central Florida	Jacksonville, Fla.
83	Jells, Dietrich	WR	5-10	185	4/11/72	3	Pittsburgh	Erie, Pa.
52	Johnson, Ted	MLB	6-3	240	12/4/72	4	Colorado	Carlsbad, Calif.
96	Jones, Mike	DE	6-4	280	8/25/69	8	North Carolina State	Columbia, S.C.
34	Jones, Tebucky	CB	6-2	216	10/6/74	R	Syracuse	New Britain, Ct.
18	Ladd, Anthony	WR	6-1	193	12/23/73	1	Cincinnati	Homestead, Fla.
68	Lane, Max	G	6-6	305	2/22/71	5	Navy	Norborne, Mo.
24	Law, Ty	CB	5-11	200	2/10/74	4	Michigan	Aliquippa, Pa.
43	Lee, Brian	S	6-2	200	1/23/75	R	Wyoming	Arvada, Colo.
38	Lofton, Steve	CB	5-9	177	11/26/68	7	Texas A&M	Jacksonville, Texas
70	McGee, Curtis	T/G	6-4	285	3/28/74	1	Georgia Tech	Marshville, N.C.
55	McGinest, Willie	DE	6-5	255	12/11/71	5	Southern Cal	Long Beach, Calif.
50	Merkerson, Ron	MLB	6-2	247	8/30/75	R	Colorado	Las Vegas, Nev.

1998 New England Patriots Alphabetical Roster *(Continued)*

#	NAME	POS	HT	WT	BORN	YR	COLLEGE	H.S. HOMETOWN
36	Milloy, Lawyer	S	6-0	208	11/14/73	3	Washington	Tacoma, Wash.
98	Mitchell, Brandon	DT	6-3	289	6/19/75	2	Texas A&M	Abbeville, La.
12	Montana, Denis	WR	6-1	200	1/6/72	1	Concordia (Canada)	St. Jean, Quebec
58	Moore, Marty	MLB	6-1	244	3/19/71	5	Kentucky	Fort Thomas, Ky.
77	Moss, Zefross	T	6-6	325	8/17/66	10	Alabama State	Holt, Ala.
7	Murphy, Jim	QB	6-4	230	2/23/75	R	Northeastern	Reading, Mass.
65	Porter, Juan	C	6-4	295	11/26/73	1	Ohio State	Cleveland, Ohio
85	Purnell, Lovett	TE	6-3	245	4/7/72	3	West Virginia	Seaford, Del.
60	Rehberg, Scott	G/T	6-8	330	11/17/73	2	Central Michigan	Kalamazoo, Mich.
75	Rheams, Leonta	DT	6-2	280	8/1/76	R	Houston	Tyler, Tex.
71	Rucci, Todd	G	6-5	296	7/14/70	6	Penn State	Upper Darby, Pa.
51	Russ, Bernard	OLB	6-1	238	11/4/73	1	West Virginia	Cleveland, Ohio
49	Rutledge, Rod	TE	6-5	262	8/12/75	R	Alabama	Birmingham, Ala.
31	Serwanga, Kato	CB	5-11	192	7/23/76	R	California	Sacramento, Calif.
44	Shaw, Harold	RB	6-0	228	9/3/74	R	Southern Mississippi	Magee, Miss.
23	Shaw, Sedrick	RB	6-0	214	11/16/73	2	Iowa	Austin, Texas
15	Simmons, Tony	WR	6-1	206	12/8/74	R	Wisconsin	Chicago, Ill.
53	Slade, Chris	OLB	6-5	245	1/30/71	6	Virginia	Newport News, Va.
91	Smith, Artie	DT	6-5	305	5/15/70	5	Louisiana Tech	Stillwater, Okla.
94	Spires, Greg	DE	6-1	260	8/12/74	R	Florida State	Cape Coral, Fla.
81	Stablein, Brian	WR	6-1	193	4/14/70	5	Ohio State	Erie, Pa.
74	Sullivan, Chris	DE	6-4	279	3/14/73	3	Boston College	North Attleboro, Mass.
39	Tate, Mark	CB	6-0	190	3/20/74	1	Penn State	Erie, Pa.
95	Thomas, Henry	DT	6-2	277	1/12/65	12	Louisiana State	Houston, Texas
19	Tupa, Tom	P/QB	6-4	220	2/6/66	10	Ohio State	Cleveland, Ohio
10	Turner, Shawn	WR	6-1	200	5/18/73	1	Utah State	Nampa, Idaho
4	Vinatieri, Adam	K	6-0	200	12/28/72	3	South Dakota State	Rapid City, S.D.
62	Warren, Brent	G/T	6-5	338	2/10/75	R	Syracuse	Brockton, Mass.
97	Wheeler, Mark	DT	6-3	285	4/1/70	7	Texas A&M	San Marcos, Texas
25	Whigham, Larry	S	6-2	205	6/23/72	5	N.E. Louisiana	Hattiesburg, Miss.
64	Wohlabaugh, Dave	C	6-3	292	4/13/72	4	Syracuse	Hamburg, N.Y.
72	Wyman, Devin	DE	6-7	290	8/29/73	3	Kentucky State	East Palo Alto, Calif.
16	Zolak, Scott	QB	6-5	235	12/13/67	8	Maryland	Monongahela, Pa.

HEAD COACH: PETE CARROLL

Assistant Coaches: Paul Boudreau (offensive line), Jeff Davidson (assistant offensive line), Ray Hamilton (defensive line), Ron Lynn (secondary), Johnny Parker (strength and conditioning), Bo Pelini (linebackers), Jack Reilly (quarterbacks), Dante Scarnecchia (special teams), Steve Sidwell (defensive coordinator), Carl Smith (tight ends), DeWayne Walker (defensive assistant), Steve Walters (wide receivers), Kirby Wilson (running backs), Ernie Zampese (offensive coordinator).

How The Patriots Were Built

YEAR	DRAFTEES	VETERAN FREE AGENTS	NON-DRAFTED F.A.s	TRADES/WAIVERS
1987	Bruce Armstrong (1)			
1991	Scott Zolak (4) Ben Coates (5)			
1992	Todd Collins (3)			
1993	Drew Bledsoe (1) Chris Slade (2a) Todd Rucci (2b) Vincent Brisby (2c) Troy Brown (8)			
1994	Willie McGinest (1) Max Lane (6) Marty Moore (7)	Mike Jones (ARZ) Larry Whigham (SEA)		
1995	Ty Law (1) Ted Johnson (2) David Wohlabaugh (4)			Ferric Collons (TR-GB)
1996	Terry Glenn (1) Lawyer Milloy (2) Tedy Bruschi (3) Heath Irwin (4a) Chris Sullivan (4b) Marrio Grier (6b) Devin Wyman (6c) Lovett Purnell (7a)	Willie Clay (DET)* Shawn Jefferson (SD)* Tom Tupa (BAL)* Mark Wheeler (TB)*	Derrick Cullors Chad Eaton Adam Vinatieri	Mike Bartrum (TR-GB) Dietrich Jells (W-KC)
1997	Chris Canty (1) Brandon Mitchell (2) Sedrick Shaw (3a) Chris Carter (3b) Damon Denson (4a) Ed Ellis (4b) Vernon Crawford (5) Tony Gaiter (6) Scott Rehberg (7)	Steve Israel (SF)* Zefross Moss (DET)* Henry Thomas (DET)	Anthony Ladd Steve Lofton Bernard Russ Mark Tate Shawn Turner	
1998	Robert Edwards (1a) Tebucky Jones (1b) Tony Simmons (2a) Rodrick Rutledge (2b) Chris Floyd (3a) Greg Spires (3b) Leonta Rheams (4) Ron Merkerson (5) Harold Shaw (6) Jason Andersen (7)	Tony Carter (CHI)* Artie Smith Brian Stablein (IND)*	Bob Beveridge Terry Billups Rodney Byrd Jeff Compas Dana Cottrell Matt Cox Todd Doxzon Scott Dragos Mark Gagliano Mike Geter Blake Irwin Brian Lee Curtis McGee Denis Montana Jim Murphy Juan Porter Kato Serwanga Brent Warren	

* unrestricted free agent
** restricted free agent

1997 Final Regular Season Standings

AMERICAN FOOTBALL CONFERENCE

Eastern Division

	W	L	T	Pct.	Pts.	Opp	Hm	Aw	AFC	Div
x-New England	10	6	0	.625	369	289	6-2	4-4	9-3	7-1
y-Miami	9	7	0	.563	339	327	6-2	3-5	8-4	4-4
NY Jets	9	7	0	.563	348	287	5-3	4-4	6-6	2-6
Buffalo	6	10	0	.375	255	367	4-4	2-6	5-7	5-3
Indianapolis	3	13	0	.188	313	401	2-6	1-7	2-10	2-6

Central Division

	W	L	T	Pct.	Pts.	Opp	Hm	Aw	AFC	Div
x-Pittsburgh	11	5	0	.688	372	307	7-1	4-4	9-3	6-2
y-Jacksonville	11	5	0	.688	394	318	7-1	4-4	9-3	6-2
Tennessee	8	8	0	.500	333	310	6-2	2-6	4-8	2-6
Cincinnati	7	9	0	.438	355	405	6-2	1-7	5-7	3-5
Baltimore	6	9	1	.406	326	345	3-4-1	3-5	4-8	3-5

Western Division

	W	L	T	Pct.	Pts.	Opp	Hm	Aw	AFC	Div
y-Kansas City	13	3	0	.813	375	232	8-0	5-3	9-3	7-1
y-Denver	12	4	0	.750	472	287	8-0	4-4	9-3	6-2
Seattle	8	8	0	.500	365	362	4-4	4-4	6-6	4-4
Oakland	4	12	0	.250	324	419	2-6	2-6	2-10	2-6
San Diego	4	12	0	.250	266	425	2-6	2-6	3-9	1-7

NATIONAL FOOTBALL CONFERENCE

Eastern Division

	W	L	T	Pct.	Pts.	Opp	Hm	Aw	NFC	Div
x-N.Y. Giants	10	5	1	.656	307	265	6-2	4-3-1	9-2-1	7-0-1
Washington	8	7	1	.531	327	289	5-2-1	3-5	7-4-1	4-3-1
Philadelphia	6	9	1	.406	317	372	6-2	0-7-1	4-8	3-5
Dallas	6	10	0	.375	304	314	5-3	1-7	4-8	3-5
Arizona	4	12	0	.250	283	379	3-5	1-7	3-9	2-6

Central Division

	W	L	T	Pct.	Pts.	Opp	Hm	Aw	NFC	Div
x-Green Bay	13	3	0	.813	422	282	8-0	5-3	10-2	7-1
y-Tampa Bay	10	6	0	.625	299	263	5-3	5-3	7-5	3-5
y-Detroit	9	7	0	.563	379	306	6-2	3-5	7-5	6-2
y-Minnesota	9	7	0	.563	354	359	5-3	4-4	6-6	3-5
Chicago	4	12	0	.250	263	421	2-6	2-6	2-10	1-7

Western Division

	W	L	T	Pct.	Pts.	Dpp	Hm	Aw	NFC	Div
x-San Francisco	13	3	0	.813	375	265	8-0	5-3	11-1	8-0
Carolina	7	9	0	.438	265	314	2-6	5-3	5-7	4-4
Atlanta	7	9	0	.438	320	361	3-5	4-4	5-7	4-4
New Orleans	6	10	0	.375	237	327	3-5	3-5	4-8	1-7
St. Louis	5	11	0	.313	299	359	2-6	2-6	5-7	3-5

1997 Postseason Results

AFC WILDCARD WEEKEND

Sat. Dec. 27 — at Denver 42 ..... Jacksonville 17
Sun. Dec. 28 — at New England 17 ..... Miami 3

AFC DIVISIONAL PLAYOFFS

Sat. Jan. 3 — at Pittsburgh 7 ..... New England 6
Sun. Jan. 4 — Denver 14 ..... at Kansas City 10

AFC CHAMPIONSHIP GAME

Sun. Jan. 11 — Denver 24 ..... at Pittsburgh 21

NFC WILDCARD WEEKEND

Sat. Dec. 27 — Minnesota 23 ..... at N.Y. Giants 21
Sun. Dec. 28 — at Tampa Bay 20 ..... Detroit 10

NFC DIVISIONAL PLAYOFFS

Sat. Jan. 3 — at San Francisco 38 ..... Minnesota 22
Sun. Jan. 4 — at Green Bay 21 ..... Tampa Bay 7

NFC CHAMPIONSHIP GAME

Sun. Jan. 11 — Green Bay 23 ..... at San Francisco 10

SUPER BOWL XXXII, Jan. 25, 1998

Denver 31 ..... Green Bay 24 — at San Diego

PRO BOWL, Feb. 1, 1998

AFC 29 ..... NFC 24 — at Honolulu, Hawaii

1997 Regular Season Offensive Statistics

1997 RECORD - WON 10 LOST 6

DATE	W/L	SCORE	OPPONENT	ATTENDANCE
8/31	W	41-7	San Diego	60,190
9/7	W	31-6	at Indianapolis	53,632
9/14	W	27-24 (OT)	New York Jets	60,072
9/21	W	31-3	Chicago	59,873
10/6	L	13-34	at Denver	75,821
10/12	W	33-6	Buffalo	59,802
10/19	L	19-24	at New York Jets	71,061
10/27	L	10-28	Green Bay	59,972
11/02	L	18-23	at Minnesota	62,917
11/09	W	31-10	at Buffalo	65,783
11/16	L	7-27	at Tampa Bay	70,479
11/23	W	27-24	Miami	59,002
11/30	W	20-17	Indianapolis	58,507
12/07	W	26-20	at Jacksonville	73,446
12/13	L	21-24 (OT)	Pittsburgh	60,013
12/22	W	14-12	at Miami	74,379

	PATRIOTS	OPPONENTS
TOTAL FIRST DOWNS	267	322
Rushing	71	114
Passing	173	183
Penalty	23	25
3rd Down: Made/Att	88/218	90/233
3rd Down Pct.	40.4	38.6
4th Down: Made/Att	3/13	16/30
4th Down Pct.	23.1	53.3
POSSESSION AVG.	28:08	31:52
TOTAL NET YARDS	5014	5085
Avg. Per Game	313.4	317.8
Total Plays	960	1100
Avg. Per Play	5.2	4.6
NET YARDS RUSHING	1464	1616
Avg. Per Game	91.5	101.0
Total Rushes	398	436
NET YARDS PASSING	3550	3469
Avg. Per Game	221.9	216.8
Sacked/Yards Lost	30/258	45/303
Gross Yards	3808	3772
Att./Completions	532/321	619/368
Completion Pct.	60.3	59.5
Had Intercepted	15	19
PUNTS/AVERAGE	79/45.2	74/44.4
NET PUNTING AVERAGE	79/36.1	74/36.5
PENALTIES/YARDS	99/845	106/763
FUMBLES/BALL LOST	17/7	29/13
TOUCHDOWNS	42	33
Rushing	6	16
Passing	31	14
Returns	5	3

SCORE BY PERIODS	Q1	Q2	Q3	Q4	OT	PTS
PATRIOTS	82	126	61	97	3	369
OPPONENTS	60	39	89	98	3	289

2-Pt. Conversions: PATRIOTS 0-2, Opponents 1-4

SCORING	TD	RU	PS	RT	K-PAT	FG	S	PTS
Adam Vinatieri	0	0	0	0	40/40	25/29	0	115
Ben Coates	8	0	8	0			0	48
Troy Brown	6	0	6	0			0	36
Curtis Martin	5	4	1	0			0	30
Keith Byars	3	0	3	0			0	18
Sam Gash	3	0	3	0			0	18
Lovett Purnell	3	0	3	0			0	18
Vincent Brisby	2	0	2	0			0	12
Terry Glenn	2	0	2	0			0	12
Shawn Jefferson	2	0	2	0			0	12
David Meggett	2	1	1	0			0	12
Willie Clay	1	0	0	1			0	6
Derrick Cullors	1	0	0	1			0	6
Marrio Grier	1	1	0	0			0	6
Jimmy Hitchcock	1	0	0	1			0	6
Chris Slade	1	0	0	1			0	6
Larry Whigham	1	0	0	1			0	6
PATRIOTS	**42**	**6**	**31**	**5**	**40/40**	**25/29**	**1**	**369**
OPPONENTS	**33**	**16**	**14**	**3**	**29/29**	**20/29**	**0**	**289**

RUSHING	NO	YDS	AVG	LG	TD
Curtis Martin	274	1160	4.2	70t	4
Derrick Cullors	22	101	4.6	24	0
Marrio Grier	33	75	2.3	12	1
David Meggett	20	60	3.0	10	1
Drew Bledsoe	28	55	2.0	8	0
Keith Byars	11	24	2.2	5	0
Sam Gash	6	10	1.7	4	0
Scott Zolak	3	-3	-1.0	-1	0
Troy Brown	1	-18	-18.0	-18	0
PATRIOTS	**398**	**1464**	**3.7**	**70t**	**6**
OPPONENTS	**436**	**1616**	**3.7**	**34**	**16**

RECEIVING	NO	YDS	AVG	LG	TD
Ben Coates	66	737	11.2	35	8
Shawn Jefferson	54	841	15.6	76	2
Troy Brown	41	607	14.8	67	6
Curtis Martin	41	296	7.2	22	1
Terry Glenn	27	431	16.0	50	2
Vincent Brisby	23	276	12.0	31	2
Sam Gash	22	154	7.0	19	3
Keith Byars	20	189	9.5	51	3
Dave Meggett	19	203	10.7	49t	1
Lovett Purnell	5	57	11.4	20t	3
Derrick Cullors	2	8	4.0	6	0
Deitrich Jells	1	9	9.0	9	0
PATRIOTS	**321**	**3808**	**11.9**	**76**	**31**
OPPONENTS	**368**	**3772**	**10.3**	**51**	**14**

INTERCEPTIONS	NO	YDS	AVG	LG	TD
Willie Clay	6	109	18.2	53t	1
Ty Law	3	70	23.3	40	0
Lawyer Milloy	3	15	5.0	15	0
Jimmy Hitchcock	2	104	52.0	100t	1
Larry Whigham	2	60	30.0	60t	1
Marty Moore	2	7	3.5	7	0
Chris Slade	1	1	1.0	1t	1
PATRIOTS	**19**	**366**	**19.3**	**100T**	**4**
OPPONENTS	**15**	**213**	**14.2**	**45**	**2**

PUNTING	NO	YDS	AVG	NET	TB	IN	LG	B
Tom Tupa	78	3569	45.8	36.1	14	24	73	1
PATRIOTS	**79**	**3569**	**45.2**	**36.1**	**14**	**24**	**73**	**1**
OPPONENTS	**74**	**3288**	**44.4**	**36.5**	**6**	**17**	**66**	**0**

PUNT RETURNS	RET	FC	YDS	AVG	LG	TD
David Meggett	45	8	467	10.4	47	0
PATRIOTS	**45**	**8**	**467**	**10.4**	**47**	**0**
OPPONENTS	**38**	**11**	**437**	**11.5**	**26**	**0**

KICKOFF RETURNS	NO	YDS	AVG	LG	TD
David Meggett	33	816	24.7	61	0
Derrick Cullors	15	386	25.7	86t	1
Chris Canty	4	115	28.8	63	0
Ben Coates	1	20	20.0	20	0
PATRIOTS	**53**	**1337**	**26.2**	**86T**	**1**
OPPONENTS	**75**	**1651**	**22.0**	**92T**	**1**

FIELD GOALS	1-19	20-29	30-39	40-49	50+
Adam Vinatieri	0/0	11/11	7/9	6/8	1/1
PATRIOTS	**0/0**	**11/11**	**7/9**	**6/8**	**1/1**
OPPONENTS	**0/0**	**7/8**	**7/10**	**5/8**	**1/3**

VINATIERI: (21 G, 26G) (21 G) (33G, 34G) (27G) (26G, 49G) (20G, 23G, 41G, 52G) (24G)(38G) (22G, 25G) (42G, 42N, 45N) () (36G, 27G, 30N) (32G, 48G) (44G, 41 G, 33G, 39G, 32N) () ()

OPPONENTS: () (45G, 38G) (27G, 29B) (38G) (21G, 48N, 33G) (34N) (35N, 35G, 68N, 36N) () (24G, 23G, 41G) (23G) (44G, 44G) (25G) (24G, 42N) (44N) (36G, 34G, 31G) (50G, 41G, 51N)

SACKS: Slade 9.0, Thomas 7.0, Bruschi 4.0, Johnson 4.0, Jones 4.0, Wheeler 4.0, Canty 2.0, McGinest 2.0, Whigham 2.0, Collins 1.5, Collons 1.0, Eaton 1.0, Israel 1.0, McGruder 1.0, Law 0.5, PATRIOTS 45.0, Opponents 30.0

MISC. STATS-REGULAR SEASON

FUMBLES - LOST (17-7)

	No.	Lost	Own Rec.	O.B.
Drew Bledsoe	4	1	3	0
Curtis Martin	3	2	0	0
Derrick Cullors	3	1	0	0
David Meggett	2	0	1	0
Shawn Jefferson	2	2	0	0
Terry Glenn	1	1	0	0
Keith Byars	1	0	0	0
Ty Law	1	0	0	1
Max Lane	0	0	1	0
Vernon Crawford	0	0	1	0
Lovett Purnell	0	0	1	0
Chris Canty	0	0	2	0
Totals	**17**	**7**	**9**	**1**

BLOCKED KICKS	XP	FG	P
Mike Jones	0	1	0
Totals	**0**	**1**	**0**

MISC. OFFENSIVE STATS

	Tack. T.O.	FF	FR
Ben Coates	3	0	0
Todd Rucci	2	1	0
Troy Brown	2	0	0
Curtis Martin	1	0	0
Dave Wohlabaugh	1	1	0
Shawn Jefferson	1	0	0
Bruce Armstrong	1	0	0
Keith Byars	1	0	0
Vincent Brisby	1	0	0
Drew Bledsoe	1	0	1
Totals	**14**	**2**	**1**

PASSING	Att	Cmp	Yds	Cmp%	Yds/Att	TD	TD%	Int	Int%	Long	Sack/	Lost	Rating
Drew Bledsoe	522	314	3706	60.2	7.10	28	5.4	15	2.9	76	30/	258	87.7
Scott Zolak	9	6	67	66.7	7.44	2	22.2	0	0.0	20t	0/	0	128.2
David Meggett	1	1	35	100.0	35.00	1	100.0	0	0.0	35t	0/	0	158.3
PATRIOTS	**532**	**321**	**3808**	**60.3**	**7.16**	**31**	**5.8**	**15**	**2.8**	**76**	**30/**	**258**	**89.9**
OPPONENTS	**619**	**368**	**3772**	**59.5**	**6.09**	**14**	**2.3**	**19**	**3.1**	**51**	**45/**	**303**	**71.8**

1997 Regular Season Defensive Statistics

	DEFENSIVE STATISTICS										SPECIAL TEAMS					
NAME	TT	UT	A	S/	YL	Int/	Yds	PD	FF	FR	TT	UT	A	FF	FR	B
Ted Johnson	127	95	32	4.0	30.0	-	-	1	1	-	-	-	-	-	-	-
Lawyer Milloy	112	82	30	-	-	3	15	11	2	2	1	0	1	-	-	-
Todd Collins	99	64	35	1.5	5.5	-	-	4	2	-	-	-	-	-	-	-
Willie Clay	95	68	27	-	-	6	109	11	1	2	-	-	-	-	-	-
Chris Slade	88	62	26	9.0	46.0	1	1	8	2	-	-	-	-	-	-	-
Jimmy Hitchcock	84	66	18	-	-	2	104	6	1	-	-	-	-	-	-	-
Ty Law	77	69	8	0.5	2.5	3	70	11	-	1	-	-	-	-	-	-
Henry Thomas	69	44	25	7.0	40.0	-	-	1	2	1	-	-	-	-	-	-
Mark Wheeler	36	26	10	4.0	39.0	-	-	1	1	-	-	-	-	-	-	-
Willie McGinest	35	25	10	2.0	14.0	-	-	1	-	3	-	-	-	-	-	-
Tedy Bruschi	30	25	5	4.0	21.0	-	-	1	2	1	13	11	2	-	1	-
Mike Jones	30	22	8	4.0	34.0	-	-	-	-	1	-	-	-	-	-	1
Chris Canty	26	24	2	2.0	16.0	-	-	5	1	-	5	5	0	-	2	-
Chris Sullivan	25	16	9	-	-	-	-	2	-	-	-	-	-	-	-	-
Chad Eaton	21	13	8	1.0	4.0	-	-	3	-	-	-	-	-	-	-	-
Larry Whigham	19	15	4	2.0	26.0	2	60	4	1	-	6	3	3	-	-	-
Ferric Collons	15	11	4	1.0	1.0	-	-	-	-	1	-	-	-	-	-	-
Steve Israel	9	9	0	1.0	7.0	-	-	2	1	-	1	1	0	-	-	-
Brandon Mitchell	9	6	3	-	-	-	-	-	-	-	-	-	-	-	-	-
Marty Moore	8	6	2	-	-	2	7	2	-	-	16	12	4	-	-	-
Scooter McGruder	4	4	0	1.0	5.0	-	-	-	-	-	1	1	0	-	-	-
Devin Wyman	3	1	2	-	-	-	-	-	-	-	-	-	-	-	-	-
Team	3	3	0	1.0	12.0	-	-	-	-	-	-	-	-	-	-	-
Chris Carter	1	1	0	-	-	-	-	-	-	-	11	8	3	-	-	-
Derrick Cullors	0	0	0	-	-	-	-	-	-	-	17	16	1	-	-	-
Lovett Purnell	0	0	0	-	-	-	-	-	-	-	12	11	1	-	-	-
Dietrich Jells	0	0	0	-	-	-	-	-	-	-	11	9	2	-	-	-
Vernon Crawford	0	0	0	-	-	-	-	-	-	-	8	6	2	1	1	-
Marrio Grier	0	0	0	-	-	-	-	-	-	-	8	7	1	-	-	-
Troy Brown	0	0	0	-	-	-	-	-	-	-	5	4	1	-	-	-
Adam Vinatieri	0	0	0	-	-	-	-	-	-	-	4	4	0	-	-	-
Mike Bartrum	0	0	0	-	-	-	-	-	-	-	3	3	0	-	-	-
Steve Lofton	0	0	0	-	-	-	-	-	-	-	3	3	0	-	-	-
David Meggett	0	0	0	-	-	-	-	-	-	-	2	1	1	-	1	-
Tom Tupa	0	0	0	-	-	-	-	-	-	-	1	1	0	-	-	-
Sam Gash	0	0	0	-	-	-	-	-	-	-	1	1	0	-	-	-
Totals	**1025**	**757**	**268**	**45/**	**303**	**19/**	**366**	**74**	**17**	**12**	**130**	**108**	**22**	**1**	**5**	**1**

1997 Playoff Offensive Statistics

1997 RECORD - WON 1 LOST 1

DATE	W/L	SCORE	OPPONENT	ATTENDANCE
12/28	W	17-3	Miami	60,041
01/03	L	6-7	at Pittsburgh	61,228

	PATRIOTS	OPPONENTS
TOTAL FIRST DOWNS	30	26
Rushing	8	8
Passing	21	14
Penalty	1	4
3rd Down: Made/Att	13/32	13/35
3rd Down Pct.	40.6	37.1
4th Down: Made/Att	0/0	0/4
4th Down Pct.	0.0	0.0
POSSESSION AVG.	29:07	30:53
TOTAL NET YARDS	508	441
Avg. Per Game	254.0	220.5
Total Plays	131	134
Avg. Per Play	3.9	3.3
NET YARDS RUSHING	144	187
Avg. Per Game	72.0	93.5
Total Rushes	50	54
NET YARDS PASSING	364	254
Avg. Per Game	182.0	127.0
Sacked/Yards Lost	5/39	6/21
Gross Yards	403	275
Att/Completions	76/39	74/31
Completion Pct.	51.3	41.9
Had Intercepted	2	3
PUNTS/AVERAGE	14/39.4	16/32.6
PENALTIES/YARDS	12/99	10/62
FUMBLES/BALL LOST	4/2	2/1
TOUCHDOWNS	2	1
Rushing	0	1
Passing	1	0
Returns	1	0

SCORE BY PERIODS	Q1	Q2	Q3	Q4	OT	PTS
PATRIOTS	0	10	10	3	0	23
OPPONENTS	7	0	0	3	0	10

SCORING	TD	Ru	Pa	Rt	K-PAT	FG	S	PTS
Adam Vinatieri	0	0	0	0	2/2	3/5	0	11
Troy Brown	1	0	1	0			0	6
Todd Collins	1	0	0	1			0	6
PATRIOTS	**2**	**0**	**1**	**1**	**2/2**	**3/5**	**0**	**23**
OPPONENTS	**1**	**1**	**0**	**0**	**1/1**	**1/1**	**0**	**10**

2-Pt. Conversions: PATRIOTS 0-0, Opponents 0-0

SACKS: McGinest 2.5, Slade 1.5, Canty 1.0, Johnson 1.0.
PATRIOTS 6.0, Opponents 5.0

RUSHING	No	Yds	Avg	Lg	TD
Derrick Cullors	29	104	3.6	13	0
Sedrick Shaw	10	22	2.2	9	0
Marrio Grier	6	16	2.7	10	0
David Meggett	1	2	2.0	2	0
Drew Bledsoe	4	0	0.0	4	0
PATRIOTS	**50**	**144**	**2.9**	**13**	**0**
OPPONENTS	**54**	**187**	**3.5**	**40t**	**1**

RECEIVING	No	Yds	Avg	Lg	TD
Shawn Jefferson	10	111	11.1	19	0
Terry Glenn	9	153	17.0	39	0
Ben Coates	4	25	6.3	9	0
Troy Brown	3	38	12.7	24t	1
Vincent Brisby	3	37	12.3	20	0
David Meggett	2	11	5.5	14	0
Sam Gash	2	9	4.5	6	0
Keith Byars	2	1	0.5	2	0
Derrick Cullors	2	1	0.5	1	0
Sedrick Shaw	1	13	13.0	13	0
Lovett Purnell	1	4	4.0	4	0
PATRIOTS	**39**	**403**	**10.3**	**39**	**1**
OPPONENTS	**31**	**275**	**8.9**	**42**	**0**

INTERCEPTIONS	No	Yds	Avg	Lg	TD
Todd Collins	1	40	40.0	40t	1
Chris Slade	1	22	22.0	22	0
Steve Israel	1	0	0.0	0	0
PATRIOTS	**3**	**62**	**20.7**	**40t**	**1**
OPPONENTS	**2**	**48**	**24.0**	**27**	**0**

PUNTING	No	Yds	Avg	Net	TB	In	Lg	B
Tom Tupa	14	551	39.4	30.6	0	3	54	0
PATRIOTS	**14**	**551**	**39.4**	**30.6**	**0**	**3**	**54**	**0**
OPPONENTS	**16**	**556**	**34.8**	**32.6**	**0**	**5**	**47**	**0**

PUNT RETURNS	Ret	FC	Yds	Avg	Lg	TD
David Meggett	4	2	34	8.5	10	0
Troy Brown	1	2	0	0.0	0	0
PATRIOTS	**5**	**4**	**34**	**6.8**	**10**	**0**
OPPONENTS	**9**	**3**	**123**	**13.7**	**58**	**0**

KICKOFF RETURNS	No	Yds	Avg	Lg	TD
Chris Canty	2	36	18.0	23	0
Derrick Cullors	1	17	17.0	17	0
PATRIOTS	**3**	**53**	**17.7**	**23**	**0**
OPPONENTS	**6**	**121**	**20.2**	**40**	**0**

FIELD GOALS	1-19	20-29	30-39	40-49	50+
Adam Vinatieri	0/0	1/1	1/1	1/3	0/0
PATRIOTS	**0/0**	**1/1**	**1/1**	**1/3**	**0/0**
OPPONENTS	**0/0**	**0/0**	**1/1**	**0/0**	**0/0**

VINATIERI: (48N, 47N, 22G) (31G, 46G)

OPPONENTS: (38G) () (31G, 46G)

PASSING	Att	Cmp	Yds	Cmp%	Yds/Att	TD	TD%	Int	Int%	Long	Sack/	Lost	Rating
Drew Bledsoe	76	39	403	51.3	5.30	1	1.3	2	2.6	39	5/	39	60.4
PATRIOTS	**76**	**39**	**403**	**51.3**	**5.30**	**1**	**1.3**	**2**	**2.6**	**39**	**5/**	**39**	**60.4**
OPPONENTS	**74**	**31**	**275**	**41.9**	**3.72**	**0**	**0.0**	**3**	**4.1**	**42**	**6/**	**21**	**39.6**

1997 Playoff Defensive Statistics

	DEFENSIVE STATISTICS										SPECIAL TEAMS					
Name	**TT**	**UT**	**A**	**S/**	**YL**	**Int/**	**Yds**	**PD**	**FF**	**FR**	**TT**	**UT**	**A**	**FF**	**FR**	**B**
Ted Johnson	15	11	4	1.0	7.0	-	-	-	-	-	-	-	-	-	-	-
Lawyer Milloy	14	9	5	-	-	-	-	2	-	-	-	-	-	-	-	-
Chris Slade	11	9	2	1.5	6.0	1	22	3	-	1	-	-	-	-	-	-
Todd Collins	11	7	4	-	-	1	40	1	-	-	-	-	-	-	-	-
Willie McGinest	11	6	5	2.5	5.0	-	-	1	-	-	-	-	-	-	-	-
Henry Thomas	10	6	4	-	-	-	-	-	-	-	-	-	-	-	-	-
Jimmy Hitchcock	8	7	1	-	-	-	-	2	-	-	-	-	-	-	-	-
Mark Wheeler	8	4	4	-	-	-	-	-	-	-	-	-	-	-	-	-
Ty Law	6	6	0	-	-	-	-	1	-	-	-	-	-	-	-	-
Chris Canty	6	5	1	1.0	3.0	-	-	-	1	-	1	0	1	-	-	-
Tedy Bruschi	6	3	3	-	-	-	-	2	-	-	1	1	0	-	-	-
Willie Clay	6	2	4	-	-	-	-	-	-	-	-	-	-	-	-	-
Mike Jones	4	2	2	-	-	-	-	1	-	-	-	-	-	-	-	-
Larry Whigham	3	3	0	-	-	-	-	1	-	-	2	1	1	-	-	-
Steve Israel	3	1	2	-	-	1	0	2	-	-	-	-	-	-	-	-
Chad Eaton	2	1	1	-	-	-	-	-	-	-	-	-	-	-	-	-
Chris Sullivan	2	0	2	-	-	-	-	-	-	-	-	-	-	-	-	-
Troy Brown	0	0	0	-	-	-	-	-	-	-	-	-	-	-	1	-
Marrio Grier	0	0	0	-	-	-	-	-	-	-	4	4	0	-	-	-
Chris Carter	0	0	0	-	-	-	-	-	-	-	3	1	2	-	-	-
Marty Moore	0	0	0	-	-	-	-	-	-	-	3	1	2	-	-	-
Bernard Russ	0	0	0	-	-	-	-	-	-	-	3	3	0	-	-	-
Danny Villa	0	0	0	-	-	-	-	-	-	-	2	0	2	-	-	-
Lovett Purnell	0	0	0	-	-	-	-	-	-	-	1	1	0	-	-	-
Tom Tupa	0	0	0	-	-	-	-	-	-	-	1	0	1	-	-	-
Adam Vinatieri	0	0	0	-	-	-	-	-	-	-	1	1	0	-	-	-
Totals	**126**	**82**	**44**	**6.0**	**21.0**	**3**	**62**	**16**	**1**	**1**	**22**	**13**	**9**	**0**	**1**	**0**

MISC. STATS-POSTSEASON

FUMBLES-LOST (4-2)

	No.	Lost	Own Rec.	O.B.
Drew Bledsoe	2	2	0	0
Derrick Cullors	1	0	0	0
Troy Brown	1	0	1	0
Keith Byars	0	0	1	0
Totals	**4**	**2**	**2**	**0**

BLOCKED KICKS	**XP**	**FG**	**P**
Totals	0	0	0

MISC. OFFENSIVE STATS

	Tack. T.O.	FF	FR
Ben Coates	1	0	0
Zefross Moss	1	0	0
Dave Wohlabaugh	1	0	0
Keith Byars	1	0	1
Totals	**4**	**0**	**1**

Misc.
Stats Postseason

1997 Game By Game Team Offense

		FIRST DOWNS				NET OFFENSE		RUSHING			PASSING						PENALTY		PUNTS	
DATE	OPPONENT	TOTAL	Ru	Pa	Pn	Yds	Plays	Yds	Att	Avg	Net	S/YL	Gross	Att-Cmp	Pct	TD-Int	No	Yds	No	Avg
8/31	San Diego	22	1	19	2	424	65	84	26	3.2	340	0/0	340	39-26	66.7%	4-0	6	50	4	51.3
9/7	at Indianapolis	15	5	9	1	382	52	122	26	4.7	260	1/7	267	25-15	60.0%	4-0	8	61	5	55.6
9/14	New York Jets	23	12	10	1	375	80	213	46	4.6	162	0/0	162	34-16	47.1%	2-2	11	85	6	34.3
9/21	Chicago	23	3	16	4	402	63	87	21	4.1	315	2/19	334	40-27	67.5%	3-1	6	44	5	47.6
10/6	at Denver	13	4	8	1	262	63	51	19	2.7	211	3/23	234	41-20	48.8%	1-1	10	117	7	51.9
10/12	Buffalo	19	6	9	4	310	67	139	39	3.6	171	1/10	181	27-14	51.9%	2-1	1	10	3	48.0
10/19	at New York Jets	19	5	12	2	372	66	105	25	4.2	267	3/27	294	38-24	63.2%	2-1	6	74	4	40.8
10/27	Green Bay	18	3	13	2	324	58	69	20	3.5	255	2/13	268	36-20	55.6%	1-3	3	15	3	37.0
11/2	at Minnesota	21	5	14	2	410	69	117	24	4.9	293	3/20	313	42-27	64.3%	2-1	8	88	5	46.4
11.9	at Buffalo	11	5	6	0	267	57	103	32	3.2	164	3/36	200	22-15	68.2%	1-0	4	48	6	38.8
11/16	at Tampa Bay	10	5	5	0	168	52	75	16	4.7	93	5/58	151	31-16	51.6%	1-2	6	38	7	41.9
11/23	Miami	15	5	10	0	318	52	84	24	3.5	234	1/8	242	27-16	59.3%	1-0	8	76	2	44.0
11/30	Indianapolis	17	4	12	1	258	60	71	25	2.8	187	2/17	204	33-20	60.6%	2-0	10	65	5	51.2
12/7	at Jacksonville	17	1	14	1	282	57	55	20	2.8	227	2/7	234	35-26	74.3%	2-0	5	31	4	41.5
12/13	Pittsburgh	15	3	11	1	253	54	42	18	2.3	211	0/0	211	36-21	58.3%	3-2	5	35	6	44.5
12/22	at Miami	10	4	5	1	207	45	47	17	2.8	160	2/13	173	26-18	69.2%	0-1	2	10	7	46.6
'97 TOTALS		**268**	**71**	**173**	**23**	**5,014**	**960**	**1,464**	**398**	**3.7**	**3,550**	**30/258**	**3,808**	**532-321**	**60.3%**	**31-15**	**99**	**847**	**79**	**45.2**

OFFENSE		FIRST DOWNS				NET OFFENSE		RUSHING			PASSING						PENALTY		PUNTS	
DATE	OPPONENT	Total	Ru	Pa	Pn	Yds	Plays	Yds	Att	Avg	Net	S/YL	Gross	Attl-Cmp	Pct	TD-Int	No	Yds	No	Avg
12/28	Miami	15	7	7	1	228	66	108	31	3.5	120	3/19	139	32-16	50.0%	2-0	5	31	7	36.7
1/03	at Pittsburgh	15	1	14	0	280	65	36	19	1.9	244	2/20	264	44-23	52.3%	0-2	7	68	7	42.0
'97 TOTALS		**30**	**8**	**21**	**1**	**508**	**131**	**144**	**50**	**2.9**	**364**	**5/39**	**403**	**76-39**	**51.3%**	**2-2**	**12**	**99**	**14**	**39.4**

1997 Game By Game Team Defense

DEFENSE		FIRST DOWNS				NET OFFENSE		RUSHING			PASSING						PENALTY		PUNTS	
DATE	OPPONENT	Total	Ru	Pa	Pn	Yds	Plays	Yds	Att	Avg	Net	S/YL	Gross	Att-Cmp	Pct	TD-Int	No	Yds	No	Avg
8/31	San Diego	14	5	9	0	227	62	85	20	4.3	142	4-52	194	38-18	47.4%	1-1	7	50	7	52.1
9/7	at Indianapolis	19	5	11	3	255	64	41	21	2.0	214	5-27	241	38-30	78.9%	0-0	5	44	6	50.3
9/14	New York Jets	22	9	11	2	355	78	130	21	6.2	225	7/46	271	50-30	60.0%	1-0	7	49	5	45.4
9/21	Chicago	9	1	8	0	199	54	79	24	3.3	120	5/34	154	25-17	68.0%	0-2	9	75	10	41.3
10/6	at Denver	25	11	6	4	380	66	192	38	5.1	188	1/8	196	27-13	48.1%	0-2	4	20	3	50.3
10/12	Buffalo	13	7	6	0	242	62	94	18	5.2	148	3/16	164	41-21	51.2%	0-4	11	88	6	41.7
10/19	at New York Jets	22	6	14	2	330	61	76	22	3.5	254	1/5	259	38-23	60.5%1	1-0	7	43	2	43.5
10/27	Green Bay	27	12	15	0	371	74	144	39	3.7	227	1/12	239	34-23	67.6%	3-0	4	25	4	44.5
11/2	at Minnesota	18	3	12	3	288	61	66	29	2.3	222	1/5	227	31-18	58.1%	2-0	5	28	5	40.0
11/9	at Buffalo	14	4	7	3	241	62	122	27	4.5	119	2/8	127	33-15	45.5%	0-4	9	46	5	45.2
11/16	at Tampa Bay	21	9	11	1	343	71	141	41	3.4	202	1/7	209	29-21	72.4%	1-0	3	15	2	48.0
11/23	Miami	33	7	21	5	406	85	36	22	1.6	370	3/19	389	60-38	63.3%	0-3	3	35	3	37.0
11/30	Indianapolis	23	6	16	1	403	71	118	26	4.5	285	4/25	310	41-22	53.7%	2-0	5	34	3	44.7
12/7	at Jacksonville	23	10	12	1	341	73	107	27	4.0	234	4/17	251	42-25	59.5%	2-0	9	63	3	38.3
12/13	Pittsburgh	22	10	12	0	404	88	138	40	3.5	266	0/0	266	48-26	54.2%	1-2	10	72	5	43.0
12/22	Miami	17	5	12	0	285	68	42	21	2.0	243	3/32	275	44-28	63.6%	1-1	8	76	5	43.6
'97 TOTALS		322	110	183	25	5,070	1,100	1,611	436	3.7	3,459	45/313	3,772	619-368	59.5%	15-19	106	763	74	44.4

DEFENSE		FIRST DOWNS				NET OFFENSE		RUSHING			PASSING						PENALTY		PUNTS	
DATE	OPPONENT	Total	Ru	Pa	Pn	Yds	Plays	Yds	Att	Avg	Net	S/YL	Gross	Att-Cmp	Pct.	TD-Int	No	Yds	No	Avg
12/28	Miami	10	2	6	2	162	64	42	17	2.5	120	4/21	141	43-17	39.5%	0-2	5	21	7	37.4
1/03	at Pittsburgh	10	6	8	2	279	70	145	37	3.9	134	2/0	134	31-14	45.2%	0-1	5	41	9	32.7
'97 TOTALS		26	8	14	4	441	134	187	54	3.5	254	6/21	275	74-31	41.9%	0-3	10	62	16	34.8

1997 Game By Game Passing Statistics

Drew Bledsoe

Date	Opponent	Att	Cmp	Yds	Pct	TD	Lg	Int	S	Yds	Rating
08/31	San Diego	39	26	340	.667	4	40	0	0	0	128.2
09/07 at	Indianapolis	25	15	267	.600	4	64	0	1	7	149.9
09/14	New York Jets	34	16	162	.471	2	32	2	0	0	56.3
09/21	Chicago	37	24	301	.649	2	52	1	2	19	96.8
10/06 at	Denver	41	20	234	.488	1	44	1	3	23	64.5
10/12	Buffalo	27	14	181	.519	2	30	1	1	10	82.5
10/19 at	New York Jets	38	24	294	.632	2	67	1	3	27	93.5
10/27	Green Bay	36	20	268	.556	1	50	3	2	13	53.9
11/02 at	Minnesota	42	27	313	.643	2	76	1	3	20	92.7
11/09 at	Buffalo	22	15	200	.682	1	50	0	3	36	111.9
11/16 at	Tampa Bay	25	13	117	.520	0	21	2	5	58	31.6
11/23	Miami	26	15	207	.577	0	51	0	1	8	83.3
11/30	Indianapolis	33	20	204	.606	2	28	0	2	17	98.5
12/07 at	Jacksonville	35	26	234	.743	2	27	0	2	7	110.9
12/13	Pittsburgh	36	21	211	.583	3	49	2	0	0	79.7
12/22 at	Miami	26	18	173	.692	0	22	1	2	13	71.5
1997	**Season Totals**	**522**	**314**	**3706**	**.602**	**28**	**76**	**15**	**30**	**258**	**87.7**
					PLAYOFFS						
12/28	Miami	32	16	139	.500	1	24	0	3	19	72.3
01/03 at	Pittsburgh	44	23	264	.523	0	39	2	2	20	51.7
1997	**Playoff Totals**	**76**	**39**	**403**	**.513**	**1**	**39**	**2**	**5**	**39**	**60.4**

SCOTT ZOLAK

Date	Opponent	Att	Cmp	Yds	Pct	TD	Lg	Int	S	Yds	Rating
08/31	San Diego	0	0	0	.000	0	0	0	0	0	0.0
09/07 at	Indianapolis				inactive						
09/14	New York Jets				inactive						
09/21	Chicago	3	3	33	1.000	1	20	0	0	0	152.1
10/06 at	Denver				inactive						
10/12	Buffalo	-	-	-	-	-	-	-	-	-	-
10/19 at	New York Jets				inactive						
10/27	Green Bay				inactive						
11/02 at	Minnesota				inactive						
11/09 at	Buffalo				inactive						
11/16 at	Tampa Bay	6	3	34	.500	1	19	0	0	0	122.9
11/23	Miami				did not play						
11/30	Indianapolis				did not play						
12/07 at	Jacksonville				did not play						
12/13	Pittsburgh				did not play						
12/22 at	Miami				did not play						
1997	**Season Totals**	**9**	**6**	**67**	**.667**	**2**	**20**	**0**	**0**	**0**	**128.2**
					PLAYOFFS						
12/28	Miami				did not play						
01/03 at	Pittsburgh				did not play						
1997	**Playoff Totals**	**0**	**0**	**0**	**.000**	**0**	**0**	**0**	**0**	**0**	**0.0**

DAVID MEGGETT

Date	Opponent	Att	Cmp	Yds	Pct	TD	Lg	Int	S	Yds	Rating
11/23	Miami	1	1	35	1.000	1	35	0	0	0	158.3
1997	**Season Totals**	**1**	**1**	**35**	**1.000**	**1**	**35**	**0**	**0**	**0**	**158.3**

1997 Game By Game Receiving Statistics

		Ben Coates					Shawn Jefferson					Troy Brown				
Date	Opponent	No	Yds	Avg	Lg	TD	No	Yds	Avg	Lg	TD	No	Yds	Avg	Lg	TD
08/31	San Diego	4	60	15.0	35	1	5	82	16.4	35	0	4	24	6.0	8	0
09/07 at	Indianapolis	4	54	13.5	21	0	2	98	49.0	64	1	3	35	11.7	21	1
09/14	New York Jets	2	40	20.0	32	1	5	63	12.6	20	0	1	-6	-6.0	-6	0
09/21	Chicago	6	61	10.2	23	0	5	55	11.0	15	0	6	124	20.7	52	1
10/06	at Denver	5	65	13.0	33	0	3	45	15.0	19	0	1	10	10.0	10	0
10/12	Buffalo	4	92	23.0	30	1	1	13	13.0	13	0	-	-	-	-	-
10/19 at	New York Jets	4	48	12.0	31	1	1	11	11.0	11	0	5	125	25.0	67	1
10/27	Green Bay	3	14	4.7	11	1	3	18	6.0	12	0	-	-	-	-	-
11/02 at	Minnesota	5	58	11.6	18	0	4	108	27.0	76	1	2	37	18.5	26	0
11/09 at	Buffalo	3	17	5.7	7	1	2	33	16.5	18	0	2	61	30.5	50	0
11/16 at	Tampa Bay	3	27	9.0	11	0	2	28	14.0	15	0	5	58	11.6	21	0
11/23	Miami	3	39	13.0	18	0	4	71	17.8	25	0	3	46	15.3	35	1
11/30	Indianapolis	5	41	8.2	17	0	4	74	18.5	28	0	3	35	11.7	18	1
12/07 at	Jacksonville	6	54	9.0	27	1	1	9	9.0	9	0	3	26	8.7	11	1
12/13	Pittsburgh	5	39	7.8	18	1	5	57	11.4	17	0	3	32	10.7	13	0
12/22	at Miami	4	28	7.0	9	0	7	76	10.9	22	0	-	-	-	-	-
1997 Season Totals		**66**	**737**	**11.2**	**35**	**8**	**54**	**841**	**15.6**	**76**	**2**	**41**	**607**	**14.8**	**67**	**6**
12/28	Miami	4	25	6.3	9	0	1	7	7.0	7	0	2	32	16.0	24	1
01/03 at	Pittsburgh	-	-	-	-	-	9	104	11.6	19	0	1	6	6.0	6	0
1997 Playoff Totals		**4**	**25**	**6.3**	**9**	**0**	**10**	**111**	**11.1**	**19**	**0**	**3**	**38**	**12.7**	**24**	**1**

		Curtis Martin					Terry Glenn					Vincent Brisby				
Date	Opponent	No	Yds	Avg	Lg	TD	No	Yds	Avg	Lg	TD	No	Yds	Avg	Lg	TD
08/31	San Diego	4	16	4.0	5	0	3	74	24.7	40	1	3	51	17.0	24	0
09/07 at	Indianapolis	3	34	11.3	21	1	inactive					3	46	15.3	31	1
09/14	New York Jets	2	15	7.5	8	0	-	-	-	-	-	2	15	7.5	8	-
09/21	Chicago	3	28	9.3	15	0	-	-	-	-	-	3	29	9.7	12	1
10/06	at Denver	3	10	3.3	8	0	2	27	13.5	19	0	1	5	5.0	5	0
10/12	Buffalo	1	4	4.0	4	0	4	50	12.5	22	0	1	11	11.0	11	0
10/19 at	New York Jets	5	29	5.8	7	0	3	13	4.3	12	0	1	8	8.0	8	0
10/27	Green Bay	4	52	13.0	22	0	7	163	23.3	50	0	-	-	-	-	-
11/02 at	Minnesota	6	36	6.0	15	0	5	45	9.0	15	1	1	10	10.0	10	0
11/09 at	Buffalo	1	14	14.0	14	0	3	59	19.7	40	0	-	-	-	-	-
11/16 at	Tampa Bay	4	23	5.8	10	0	inactive					-	-	-	-	-
11/23	Miami	2	18	9.0	13	0	inactive					-	-	-	-	-
11/30	Indianapolis	3	17	5.7	10	0	inactive					2	25	12.5	17	0
12/07 at	Jacksonville	inactive					inactive					4	58	14.5	26	0
12/13	Pittsburgh	inactive					inactive					1	9	9.0	9	0
12/22	at Miami	inactive					-	-	-	-	-	1	9	9.0	9	0
1997 Season Totals		**41**	**296**	**7.2**	**22**	**1**	**27**	**431**	**16.0**	**50**	**2**	**23**	**276**	**12.0**	**31**	**2**
12/28	Miami	inactive					4	57	14.3	24	0	-	-	-	-	-
01/03 at	Pittsburgh	inactive					5	96	19.2	39	0	3	37	12.3	20	0
1997 Playoff Totals		**0**	**0**	**0.0**	**0**	**0**	**9**	**153**	**17.0**	**63**	**0**	**3**	**37**	**12.3**	**20**	**0**

			Sam Gash					Keith Byars					David Meggett				
Date		**Opponent**	**No**	**Yds**	**Avg**	**Lg**	**TD**	**No**	**Yds**	**Avg**	**Lg**	**TD**	**No**	**Yds**	**Avg**	**Lg**	**TD**
08/31		San Diego	2	31	15.5	19	1	1	2	2.0	2	1	-	-	-	-	-
09/07	at	Indianapolis	-	-	-	-	-	-	-	-	-	-	-	-	-	-	-
09/14		New York Jets	-	-	-	-	-	2	10	5.0	6	0	-	-	-	-	-
09/21		Chicago	2	13	6.5	9	0	1	4	4.0	4	0	-	-	-	-	-
10/06	at	Denver	-	-	-	-	-	4	66	16.5	44	1	-	-	-	-	-
10/12		Buffalo	2	7	3.5	4	0	1	4	4.0	4	1	-	-	-	-	-
10/19	at	New York Jets	2	22	11.0	12	0	-	-	-	-	-	3	38	12.7	18	0
10/27		Green Bay	1	3	3.0	3	0	1	3	3.0	3	0	1	15	15.0	15	0
11/02	at	Minnesota	1	5	5.0	5	0	2	8	4.0	5	0	1	6	6.0	6	0
11/09	at	Buffalo	2	6	3.0	4	0	-	-	-	-	-	2	10	5.0	5	0
11/16	at	Tampa Bay	-	-	-	-	-	-	-	-	-	-	-	-	-	-	-
11/23		Miami	1	10	10.0	10	0	3	58	19.3	51	0	-	-	-	-	-
11/30		Indianapolis	2	10	5.0	7	1	1	2	2.0	2	0	-	-	-	-	-
12/07	at	Jacksonville	6	46	7.7	14	0	1	2	2.0	2	0	5	39	7.8	15	0
12/13		Pittsburgh	1	1	1.0	1	1	1	5	5.0	5	0	4	66	16.5	49	1
12/22	at	Miami	-	-	-	-	-	2	25	12.5	22	0	3	29	9.7	20	0
Season Totals			**22**	**154**	**7.0**	**19**	**3**	**20**	**189**	**9.5**	**51**	**3**	**19**	**203**	**10.7**	**49**	**1**
12/28		Miami	1	3	3.0	3	0	-	-	-	-	-	2	11	5.5	14	0
01/03	at	Pittsburgh	1	6	6.0	6	0	2	1	0.5	2	0	-	-	-	-	-
1997 Playoff Totals			**2**	**9**	**4.5**	**6**	**0**	**2**	**1**	**0.5**	**2**	**0**	**2**	**11**	**5.5**	**14**	**0**

			Lovett Purnell					Derrick Cullors					Dietrich Jells				
Date		**Opponent**	**No**	**Yds**	**Avg**	**Lg**	**TD**	**No**	**Yds**	**Avg**	**Lg**	**TD**	**No**	**Yds**	**Avg**	**Lg**	**TD**
08/31		San Diego	-	-	-	-	-	-	-	-	-	-		inactive			
09/07	at	Indianapolis	-	-	-	-	-	-	-	-	-	-	-	-	-	-	-
09/14		New York Jets	2	25	12.5	15	1	-	-	-	-	-	-	-	-	-	-
09/21		Chicago	1	20	20.0	20	1	-	-	-	-	-	-	-	-	-	-
10/06	at	Denver	1	6	6.0	6	0	-	-	-	-	-	-	-	-	-	-
10/12		Buffalo	-	-	-	-	-	-	-	-	-	-	-	-	-	-	-
10/19	at	New York Jets	-	-	-	-	-			inactive			-	-	-	-	-
10/27		Green Bay	-	-	-	-	-	-	-	-	-	-		inactive			
11/02	at	Minnesota	-	-	-	-	-	-	-	-	-	-	-	-	-	-	-
11/09	at	Buffalo	-	-	-	-	-	-	-	-	-	-		inactive			
11/16	at	Tampa Bay	1	6	6.0	6	1	-	-	-	-	-	1	9	9.0	9	0
11/23		Miami	-	-	-	-	-	-	-	-	-	-	-	-	-	-	-
11/30		Indianapolis	-	-	-	-	-	-	-	-	-	-		inactive			
12/07	at	Jacksonville	-	-	-	-	-	-	-	-	-	-	-	-	-	-	-
12/13		Pittsburgh	-	-	-	-	-	1	2	2.0	2	0	-	-	-	-	-
12/22	at	Miami	-	-	-	-	-	1	6	6.0	6	0		inactive			
Season Totals			**5**	**57**	**11.4**	**20**	**3**	**2**	**8**	**4.0**	**6**	**0**	**1**	**9**	**9.0**	**9**	**0**
12/28		Miami	1	4	4.0	4	0	1	0	0.0	0	0		inactive			
01/03	at	Pittsburgh	-	-	-	-	-	1	1	1.0	1	0		inactive			
1997 Playoff Totals			**1**	**4**	**4.0**	**4**	**0**	**2**	**1**	**1.0**	**1**	**0**	**0**	**0**	**0.0**	**0**	**0**

1997 Game By Game Rushing Statistics

CURTIS MARTIN

Date	Opponent	No	Yds	Avg	Lg	TD
08/31	San Diego	22	75	3.4	9	0
09/07	at Indianapolis	25	121	4.8	32	0
09/14	New York Jets	40	199	5.0	33	1
09/21	Chicago	14	79	5.6	70	1
10/06	at Denver	15	66	4.4	20	0
10/12	Buffalo	22	99	4.5	26	1
10/19	at New York Jets	21	87	4.1	15	0
10/27	Green Bay	18	65	3.6	10	0
11/02	at Minnesota	21	104	5.0	37	0
11/09	at Buffalo	26	93	3.6	32	1
11/16	at Tampa Bay	8	26	3.3	18	0
11/23	Miami	22	80	3.6	14	0
11/30	Indianapolis	20	66	3.3	10	0
12/07	at Jacksonville		inactive			
12/13	Pittsburgh		inactive			
12/22	at Miami		inactive			
1997 Season Totals		**274**	**1160**	**4.2**	**70**	**4**
12/28	Miami		inactive			
01/03	at Pittsburgh		inactive			
1997 Playoff Totals		**0**	**0**	**0.0**	**0**	**0**

DERRICK CULLORS

No	Yds	Avg	Lg	TD
-	-	-	-	-
-	-	-	-	-
-	-	-	-	-
-	-	-	-	-
-	-	-	-	-
1	3	3.0	3	0
	inactive			
-	-	-	-	-
-	-	-	-	-
-	-	-	-	-
-	-	-	-	-
-	-	-	-	-
-	-	-	-	-
2	9	4.5	5	0
5	19	3.8	8	0
10	29	2.9	6	0
22	**101**	**4.6**	**24**	**0**
22	86	3.9	13	0
7	18	2.6	8	0
22	**86**	**3.9**	**0**	**0**

MARRIO GRIER

No	Yds	Avg	Lg	TD
-	-	-	-	-
-	-	-	-	-
-	-	-	-	-
4	10	2.5	12	0
-	-	-	-	-
8	24	3.0	10	0
-	-	-	-	-
-	-	-	-	-
-	-	-	-	-
-	-	-	-	-
4	5	1.3	3	0
-	-	-	-	-
-	-	-	-	-
-	-	-	-	-
10	20	2.0	6	0
6	14	2.3	4	0
1	2	2.0	2	1
33	**75**	**2.3**	**12**	**1**
6	16	2.7	10	0
-	-	-	-	-
6	**16**	**2.7**	**10**	**0**

DAVID MEGGETT

Date	Opponent	No	Yds	Avg	Lg	TD
08/31	San Diego	1	2	2.0	2	0
09/07	at Indianapolis	-	-	-	-	-
09/14	New York Jets	-	-	-	-	-
09/21	Chicago	1	-2	-2.-	-2	0
10/06	at Denver	-	-	-	-	-
10/12	Buffalo	2	10	5.0	6	0
10/19	at New York Jets	-	-	-	-	-
10/27	Green Bay	1	4	4.0	4	0
11/02	at Minnesota	1	3	3.0	3	0
11/09	at Buffalo	-	-	-	-	-
11/16	at Tampa Bay	-	-	-	-	-
11/23	Miami	-	-	-	-	-
11/30	Indianapolis	2	4	2.0	2	0
12/07	at Jacksonville	5	22	4.4	10	0
12/13	Pittsburgh	4	8	2.0	4	0
12/22	at Miami	3	9	3.0	5	1
1997 Season Totals		**20**	**60**	**3.0**	**10**	**1**
12/28	Miami	1	2	2.0	2	0
01/03	Pittsburgh	-	-	-	-	-
1997 Playoff Totals		**1**	**2**	**2.0**	**2**	**0**

DREW BLEDSOE

No	Yds	Avg	Lg	TD
2	8	4.0	4	0
1	1	1.0	1	0
4	6	1.5	3	0
-	-	-	-	-
2	3	1.5	3	0
2	1	0.5	2	0
3	17	5.7	8	0
1	0	0.0	0	0
2	10	5.0	6	0
-	-	-	-	-
1	-1	-1.-	-1	-
1	3	3.0	3	0
3	1	0.3	4	0
1	0	0.0	0	0
2	-1	-0.5	0	0
3	7	2.3	7	0
28	**55**	**2.0**	**8**	**0**
2	4	2.0	4	0
2	-4	-2.0	3	0
2	**0**	**0.0**	**0**	**0**

KEITH BYARS

No	Yds	Avg	Lg	TD
-	-	-	-	-
-	-	-	-	-
2	8	4.0	5	0
1	1	1.0	1	0
1	0	0.0	0	0
2	4	2.0	4	0
1	1	1.0	1	0
-	-	-	-	-
-	-	-	-	-
2	5	2.5	4	0
2	5	2.5	5	0
-	-	-	-	-
-	-	-	-	-
-	-	-	-	-
-	-	-	-	-
-	-	-	-	-
-	-	-	-	-
11	**24**	**2.2**	**5**	**0**
-	-	-	-	-
-	-	-	-	-
0	**0**	**0.0**	**0**	**0**

SAM GASH

Date	Opponent	No	Yds	Avg	Lg	TD
08/31	San Diego	-	-	-	-	-
09/07	at Indianapolis	-	-	-	-	-
09/14	New York Jets	-	-	-	-	-
09/21	Chicago	1	-1	-1.0	-1	0
10/06	at Denver	-	-	-	-	-
10/12	Buffalo	-	-	-	-	-
10/19	at New York Jets	-	-	-	-	-
10/27	Green Bay	-	-	-	-	-
11/02	at Minnesota	-	-	-	-	-
11/09	at Buffalo	-	-	-	-	-
11/16	at Tampa Bay	1	4	4.0	4	0
11/23	Miami	1	1	1.0	1	0
11/30	Indianapolis	-	-	-	-	-
12/07	at Jacksonville	2	4	2.0	3	0
12/13	Pittsburgh	1	2	2.0	2	0
12/22	at Miami	-	-	-	-	-
1997 Season Totals		**6**	**10**	**1.7**	**4**	**0**
12/28	Miami	-	-	-	-	-
01/03	Pittsburgh	-	-	-	-	-
1997 Playoff Totals		**0**	**0**	**0.0**	**0**	**0**

SCOTT ZOLAK

No	Yds	Avg	Lg	TD
1	-1	-1.0	-1	-
	inactive			
	inactive			
-	-	-	-	-
	inactive			
2	-2	-1.0	-2	0
	inactive			
	inactive			
	inactive			
	inactive			
-	-	-	-	-
	did not play			
	did not play			
	did not play			
	did not play			
	did not play			
3	**-3**	**-1.-**	**-1**	**-**
-	-	-	-	-
	did not play			
0	**0**	**0.0**	**0**	**0**

TROY BROWN

No	Yds	Avg	Lg	TD
-	-	-	-	-
-	-	-	-	-
-	-	-	-	-
-	-	-	-	-
1	-18	-18.0	-18	0
-	-	-	-	-
-	-	-	-	-
-	-	-	-	-
-	-	-	-	-
-	-	-	-	-
-	-	-	-	-
-	-	-	-	-
-	-	-	-	-
-	-	-	-	-
-	-	-	-	-
1	**-18**	**-18.0**	**-18**	**0**
-	-	-	-	-
-	-	-	-	-
0	**0**	**0.0**	**0**	**0**

SEDRICK SHAW

Regular Season Totals		**0**	**0**	**0.0**	**0**	**0**
12/28	Miami		inactive			
01/03	at Pittsburgh	10	22	2.2	9	0
1997 Playoff Totals		**10**	**22**	**2.2**	**9**	**0**

1997 Game By Game Defensive Statistics

(Listed Alphabetically)

Tedy Bruschi

Date	Opp	TT	UT	A	S/Y	I/Y	PD	FF	FR	ST
08/31	SD	4	4	0	-	-1	1	-	-	1
09/07	atIndy	4	4	0	1/7	-	-	-	1	-
09/14	NYJ	1	1	0	-	-	-	-	-	1
09/21	Chi.	4	2	2	1/0	-	-	-	-	-
10/06	at Den.	0	0	0	-	-	-	-	-	1
10/12	Buf.	2	2	0	1/9	-	0	1	0	2
10/19	at NYJ	2	1	1	-	-	-	-	-	1
10/27	G.B.I	5	4	1	-	-	-	-	-	-
11/02	at Minn.	0	0	0	-	-	-	-	-	1
11/09	at Buff.	4	3	1	-	-	-	-	-	1
11/16	at T.B.	0	0	0	-	-	-	-	-	1
11/23	Mia.	2	2	0	-	-	-	-	-	1
11/30	Indy.	0	0	0	-	-	-	-	-	1
12/07	at Jack.	2	2	0	1/5	-	-	-	-	-
12/13	Pitt.	0	0	0	-	-	-	-	-	2
12/22	at Mia.	0	0	0	-	-	-	-	-	-
'97 Sea. Tot.		**30**	**25**	**5**	**4/21**	**0/0**	**1**	**2**	**1**	**13**
12/28	Mia.	3	2	1	-	-	1	-	-	1
01/03	at Pit.	3	2	1	-	-	-	-	-	-
'97 Play. Tot.		**6**	**4**	**2**	**0/0**	**0/0**	**1**	**0**	**0**	**1**

Chris Canty

TT	UT	A	S/Y	I/Y	PD	FF	FR	ST
3	3	0	-	-	1	-	-	-
2	2	0	-	-	-	-	-	-
2	2	0	-	-	-	-	-	-
0	0	0	-	-	-	-	-	1
3	3	0	-	-	-	-	-	-
2	1	1	-	-	-	-	-	-
0	0	0	-	-	-	-	-	1
0	0	0	-	-	-	-	-	-
4	4	0	-	-	2	-	-	-
0	0	0	-	-	-	-	-	-
1	1	0	1/7	-	-	1	-	-
4	3	1	-	-	2	-	-	1
0	0	0	-	-	-	-	-	-
1	1	0	-	-	-	-	-	-
0	0	0	-	-	-	-	-	-
4	4	0	1/9	-	-	-	-	1
26	**24**	**2**	**2/16**	**0/0**	**5**	**1**	**0**	**5**
3	**2**	**1**	**1/3**	-	-	**1**	-	-
3	**3**	**0**	-	-	-	-	-	**1**
6	5	1	1/3	0/0	0	1	0	1

Chris Carter

TT	UT	A	S/Y	I/Y	PD	FF	FR	ST
0	0	0	-	-	-	-	-	-
0	0	0	-	-	-	-	-	3
0	0	0	-	-	-	-	-	1
0	0	0	-	-	-	-	-	-
0	0	0	-	-	-	-	-	-
1	1	0	-	-	-	-	-	2
0	0	0	-	-	-	-	-	-
0	0	0	-	-	-	-	-	-
0	0	0	-	-	-	-	-	1
0	0	0	-	-	-	-	-	-
0	0	0	-	-	-	-	-	-
0	0	0	-	-	-	-	-	1
0	0	0	-	-	-	-	-	1
0	0	0	-	-	-	-	-	-
0	0	0	-	-	-	-	-	1
1	**1**	**0**	-	-	-	-	-	**2**
0	0	0	-	-	-	-	-	1
1	0	0	-	-	-	-	-	2
1	**0**	**0**	**0**	**0.0**	**0/0**	**0**	**0**	**11**
0	0	0	-	-	-	-	-	1
1	0	0	-	-	-	-	-	2
1	**0**	**0**	**0**	**0/0**	**0/0**	**0**	**0**	**3**

Willie Clay

Date	Opp	TT	UT	A	S/Y	I/Y	PD	FF	FR	ST
08/31	SD	5	1	4	-	1/53	1	-	-	-
09/07	atIndy	3	2	1	-	-	-	-	-	-
09/14	NYJ	4	4	0	-	-	-	-	-	-
09/21	Chi.	5	2	3	-	-	-	-	-	-
10/06	at Den.	8	6	2	-	2/30	3	1	-	-
10/12	Buf.	5	4	1	-	1/26	2	0	-	-
10/19	at NYJ	8	6	2	-	-	-	-	-	-
10/27	G.B.I	10	8	2	-	-	-	-	-	-
11/02	at Minn.	6	6	0	-	-	-	-	-	-
11/09	at Buff.	3	3	0	-	1/0	2	-	-	-
11/16	at T.B.	10	8	2	-	-	1	-	1	-
11/23	Mia.	7	5	2	-	-	-	-	-	-
11/30	Indy.	9	6	3	-	-	-	1	-	-
12/07	at Jack.	2	1	1	-	-	-	-	-	-
12/13	Pitt.	8	4	4	-	1/0	1	-	-	-
12/22	at Mia.	2	2	0	-	-	1	-	-	-
'97 Sea. Tot.		**95**	**68**	**27**	**0/0**	**6/109**	**11**	**1**	**2**	**0**
12/28	Mia.	3	2	1	-	-	-	-	-	-
01/03	at Pit.	1	0	1	-	-	-	-	-	-
'97 Play. Tot.		**4**	**2**	**2**	**0/0**	**0/0**	**0**	**0**	**0**	**0**

Todd Collins

TT	UT	A	S/Y	I/Y	PD	FF	FR	ST
2	2	0	-	-	1	-	-	-
			inactive					
5	5	0	-	-	-	1	-	-
4	3	1	-	-	-	-	-	-
7	4	3	-	-	1	-	-	-
5	3	2	-	-	-	-	-	-
14	10	4	-	-	-	-	-	-
5	2	3	0.5/2.5	-	-	-	-	-
6	5	1	-	-	-	-	-	-
12	6	6	-	-	-	-	-	-
9	5	4	-	-	1	-	-	-
7	6	1	-	-	-	1	-	-
4	2	2	-	-	1	-	-	-
7	3	4	-	-	-	-	-	-
7	6	1	1/3	-	-	-	-	-
99	**64**	**35**	**1.5/5.5**	**0**	**4**	**2**	**0**	**0**
3	2	1	-	1/40	1	-	-	-
8	5	3	-	-	-	-	-	-
11	**7**	**4**	-	**1/40**	**1**	**0**	**0**	**0**

Vernon Crawford

TT	UT	A	S/Y	I/Y	PD	FF	FR	ST
0	0	0	-	-	-	-	-	2
0	0	0	-	-	-	-	-	-
0	0	0	-	-	-	-	-	1
0	0	0	-	-	-	-	-	1
0	0	0	-	-	-	-	-	-
0	0	0	-	-	-	-	-	-
0	0	0	-	-	-	-	-	-
0	0	0	-	-	-	-	-	-
0	0	0	-	-	-	-	-	-
0	0	0	-	-	-	-	-	-
0	0	0	-	-	-	-	-	-
0	0	0	-	-	-	-	-	-
0	0	0	-	-	-	-	-	1
0	0	0	-	-	-	-	-	2
0	0	0	-	-	-	-	-	1
0	0	0	-	-	-	-	-	-
0	**0**	**0**	**0/0**	**0/0**	**0**	**0**	**0**	**8**
			inactive					
			inactive					
0	**0**	**0**	**0**	**0**	**0**	**0**	**0**	**0**

Chad Eaton

Date	Opp	TT	UT	A	S/Y	I/Y	PD	FF	FR	ST
08/31	SD	1	1	0	-	-	-	-	-	-
09/07	atIndy	3	3	0	1/4	-	-	-	-	-
09/14	NYJ	0	0	0	-	-	-	-	-	-
09/21	Chi.	1	1	0	-	-	-	-	-	-
10/06	at Den.	2	1	1	-	-	-	-	-	-
10/12	Buf.	0	0	0	-	-	-	-	-	-
10/19	at NYJ	0	0	0	-	-	-	-	-	-
10/27	G.B.	1	0	1	-	-	-	-	-	-
11/02	at Minn.	1	1	0	-	-	-	-	-	-
11/09	at Buff.	1	1	0	-	-	1	-	-	-
11/16	at T.B.	2	0	2	-	-	-	-	-	-
11/23	Mia.	0	0	0	-	-	-	-	-	-
11/30	Indy.	0	0	0	-	-	-	-	-	-
12/07	at Jack.	0	0	0	-	-	-	-	-	-
12/13	Pitt.	6	3	3	-	-	1	-	-	-
12/22	at Mia.	3	2	1	-	-	1	-	-	-
'97 Sea. Tot.		**21**	**13**	**8**	**1/4**	**0/0**	**3**	**0**	**0**	**0**
12/28	Mia.	1	1	0	-	-	-	-	-	-
01/03	at Pit.	1	0	1	-	-	-	-	-	-
'97 Play. Tot.		**2**	**1**	**1**	**0/0**	**0/0**	**0**	**0**	**0**	**0**

Jimmy Hitchcock

TT	UT	A	S/Y	I/Y	PD	FF	FR	ST
3	2	1	-	-	-	-	-	-
7	7	0	-	-	-	-	-	-
8	7	1	-	-	1	-	-	-
3	3	0	-	-	-	-	-	-
7	4	3	-	-	-	-	-	-
7	4	3	-	-	-	-	-	-
7	3	4	-	-	-	-	-	-
			inactive					
4	4	0	-	1/4	1	-	-	-
5	4	1	-	-	-	1	-	-
6	3	0	-	1/100	1	-	-	-
5	5	0	-	-	-	-	-	-
6	4	2	-	-	1	-	-	-
7	7	0	-	-	1	-	-	-
3	3	0	-	-	1	-	-	-
84	**66**	**18**	**0/0**	**2/104**	**6**	**1**	**0**	
3	3	0	-	-	1	-	-	-
5	4	1	-	-	1	-	-	-
8	**7**	**1**	**0/0**	**0/0**	**2**	**0**	**0**	**0**

Steve Israel

TT	UT	A	S/Y	I/Y	PD	FF	FR	ST
				inactive				
				inactive				
1	1	0	-	-	-	-	-	-
				inactive				
				inactive				
				inactive				
				inactive				
				inactive				
				inactive				
				inactive				
				inactive				
0	0	0	-	-	-	-	-	-
1	1	0	-	-	-	-	-	-
3	3	0	1/7	-	-	1	-	1
3	3	0	-	-	1	-	-	-
1	1	0	-	-	1	-	-	-
9	**9**	**0**	**1/7**	**0/0**	**2**	**1**	**0**	**1**
1	0	1	-	-	1	-	-	-
2	1	1	-	1/0	1	-	-	-
3	**1**	**2**	**0/0**	**1/0**	**2**	**0**	**0**	**0**

Ted Johnson

Date	Opp	TT	UT	A	S/Y	I/Y	PD	FF	FR	ST
08/31	SD	4	4	0	-	-	-	-	-	-
09/07	atIndy	7	6	1	-	-	-	-	-	-
09/14	NYJ	6	4	2	2/15	-	-	1	-	
09/21	Chi.	9	7	2	-	-	-	-	-	-
10/06	at Den.	4	2	2	-	-	-	-	-	-
10/12	Buf.	9	8	1	-	-	-	-	-	-
10/19	at NYJ	6	5	1	-	-	-	-	-	-
10/27	G.B.	6	4	2	-	-	-	-	-	-
11/02	at Minn.	9	7	2	-	-	-	-	-	-
11/09	at Buff.	3	3	0	-	-	-	-	-	-
11/16	at T.B.	13	11	2	-	-	-	-	-	-
11/23	Mia	13	10	3	-	-	-	-	-	-
11/30	Indy.	11	4	7	-	-	1	-	-	-
12/07	at Jack.	9	5	4	1/5	-	-	-	-	-
12/13	Pitt.	11	8	3	-	-	-	-	-	-
12/22	at Mia.	7	7	0	1/10	-	-	-	-	-
'97 Sea. Tot.		**127**	**95**	**32**	**4/30**	**0/0**	**1**	**1**	**0**	**0**
12/28	Mia.	9	6	3	1/7	-	-	-	-	-
01/03	at Pit.	6	5	1	-	-	-	-	-	-
'97 Play. Tot.		**15**	**11**	**4**	**1/7**	**0/0**	**0**	**0**	**0**	**0**

Mike Jones

TT	UT	A	S/Y	I/Y	PD	FF	FR	ST
3	3	0	2/22	-	-	-	-	-
0	0	0	-	-	-	-	-	-
0	0	0	-	-	-	-	1	-
3	2	1	-	-	-	-	-	-
4	3	1	-	-	-	-	-	-
2	1	1	-	-	-	-	-	-
3	2	1	-	-	-	-	-	-
1	1	0	-	-	-	-	-	-
0	0	0	-	-	-	-	-	-
2	2	0	-	-	-	-	-	-
0	0	0	-	-	-	-	-	-
2	1	1	1/6	-	-	-	-	-
2	2	0	1/6	-	-	-	-	-
2	2	0	-	-	-	-	-	-
5	2	3	-	-	-	-	-	-
1	1	0	-	-	-	-	-	-
30	**22**	**8**	**4/34**	**0/0**	**0**	**0**	**1**	**0**
1	1	0	-	-	-	-	-	-
3	1	2	-	-	1	-	-	-
4	**2**	**2**	**0/0**	**0/0**	**1**	**0**	**0**	**0**

Ty Law

TT	UT	A	S/Y	I/Y	PD	FF	FR	ST
3	3	0	-	-	-	-	-	-
9	8	1	-	-	-	-	-	-
4	4	0	-	-	-	-	-	1
7	5	2	-	1/30	1	-	-	-
3	3	0	-	-	3	-	-	-
4	4	0	-	1/40	3	-	-	-
5	4	1	-	-	-	-	-	-
5	5	0	-	-	-	-	-	-
5	2	3	.5/2.5	-	-	-	-	-
1	1	0	-	1/0	1	-	-	-
2	2	0	-	-	1	-	-	-
3	3	0	-	-	-	-	-	-
7	7	0	-	-	-	-	-	-
9	9	0	-	-	-	-	-	-
8	7	1	-	-	1	-	-	-
2	2	0	-	-	1	-	-	-
77	**69**	**8**	**0.5/2.5**	**3/70**	**11**	**0**	**1**	**0**
2	2	0	-	-	-	-	-	-
4	4	0	-	-	1	-	-	-
6	**6**	**0**	**0/0**	**0/0**	**1**	**0**	**0**	**0**

Willie McGinest

Date	Opp	TT	UT	A	S/Y	I/Y	PD	FF	FR	ST
08/31	SD					inactive				
09/07	atIndy					inactive				
09/14	NYJ	3	2	1	-	-	-	-	1	-
09/21	Chi.					inactive				
10/06	at Den.					inactive				
10/12	Buf.					inactive				
10/19	at NYJ	1	1	0	-	-	-	-	-	-
10/27	G.B.	3	1	2	-	-	-	-	1	-
11/02	at Minn.	5	3	2	-	-	-	-	-	-
11/09	at Buff.	3	3	0	1/8	-	-	-	-	-
11/16	at T.B.	4	4	0	-	-	-	-	-	-
11/23	Mia.	2	1	1	-	-	-	-	-	-
11/30	Indy.	3	2	1	1/6	-	-	-	-	-
12/07	at Jack.	5	4	1	-	-	-	-	1	-
12/13	Pitt.	4	2	2	-	-	-	-	-	-
12/22	at Mia.	2	2	0	-	-	1	-	-	-
'97 Sea. Tot.		**35**	**25**	**10**	**2/14**	**0/0**	**1**	**0**	**3**	**0**
12/28	Mia.	5	4	1	1/5	-	1	-	-	-
01/03	at Pit.	6	2	4	1.5/0	-	-	-	-	-
'97 Play. Tot.		**11**	**6**	**5**	**2.5/5**	**0/0**	**1**	**0**	**0**	**0**

Lawyer Milloy

TT	UT	A	S/Y	I/Y	PD	FF	FR	ST
7	7	0	-	-	-	-	1	-
2	2	0	-	-	-	-	-	-
7	6	1	-	-	-	-	-	1
3	2	1	-	-	1	-	-	-
10	6	4	-	-	-	-	-	-
3	2	1	-	1/0	1	-	-	-
7	5	2	-	-	2	1	-	-
10	6	4	-	-	-	-	-	-
10	7	**3**	-	-	-	1	-	-
5	4	1	-	-	-	-	-	-
12	**8**	4	-	-	1	-	1	-
12	10	2	-	-	1	-	-	-
6	**3**	3	-	2	-	-	-	-
8	**6**	**2**	-	-	1	-	-	-
4	4	0	-	1/15	1	-	-	-
4	4	-	-	1/0	1	-	-	-
112	**82**	**30**	**0/0**	**3/15**	**11**	**2**	**2**	**1**
4	2	2	-	-	-	-	-	-
10	7	**3**	-	-	-	-	-	0
14	**9**	**5**	**0/0**	**0/0**	**2**	**0**	**0**	**0**

Brandon Mitchell

TT	UT	A	S/Y	I/Y	PD	FF	FR	ST
0	0	0	-	-	-	-	-	-
1	1	0	-	-	-	-	-	-
				inactive				
				inactive				
				inactive				
2	1	1	-	-	-	-	-	-
1	1	0	-	-	-	-	-	-
2	2	0	-	-	-	-	-	-
1	0	1	-	-	-	-	-	-
0	0	0	-	-	-	-	-	-
0	0	0	-	-	-	-	-	-
0	0	0	-	-	-	-	-	-
1	0	1	-	-	-	-	-	-
0	0	0	-	-	-	-	-	-
1	1	0	-	-	-	-	-	-
9	**6**	**3**	**0/0**	**0/0**	**0**	**0**	**0**	**0**
0	0	0	-	-	-	-	-	-
0	**0**	**0**	**0/0**	**0/0**	**0**	**0**	**0**	**0**

Marty Moore

Date	Opp	TT	UT	A	S/Y	I/Y	PD	FF	FR	ST
08/31	SD	3	2	1	-	-	-	-	-	0
09/07	atIndy	0	0	0	-	-	-	-	-	1
09/14	NYJ	0	0	0	-	-	-	-	-	-
09/21	Chi.	2	2	0	-	1/0	1	-	-	2
10/06	at Den.	0	0	0	-	-	-	-	-	-
10/12	Buf.	3	2	1	-	1/7	1	-	-	2
10/19	at NYJ	0	0	0	-	-	-	-	-	1
10/27	G.B.	0	0	0	-	-	-	-	-	-
11/02	at Minn.	0	0	0	-	-	-	-	-	3
11/09	at Buff.	0	0	0	-	-	-	-	-	1
11/16	at T.B.	0	0	0	-	-	-	-	-	1
11/23	Mia.	0	0	0	-	-	-	-	-	2
11/30	Indy.	0	0	0	-	-	-	-	-	1
12/07	at Jack.	0	0	0	-	-	-	-	-	1
12/13	Pitt.	0	0	0	-	-	-	-	-	1
12/22	at Mia.	0	0	0	-	-	-	-	-	-
'97 Sea. Tot.		**8**	**6**	**2**	**0/0**	**2/7**	**2**	**0**	**0**	**16**
12/28	Mia.	0	0	0	-	-	-	-	-	2
01/03	at Pit.	0	0	0	-	-	-	-	-	1
'97 Play. Tot.		**0**	**0**	**0**	**0/0**	**0/0**	**0**	**0**	**0**	**3**

Bernard Russ

TT	UT	A	S/Y	I/Y	PD	FF	FR	ST
			signed 12/9/97					
0	0	0	-	-	-	-	-	-
0	0	0	-	-	-	-	-	1
0	**0**	**0**	**0/0**	**0/0**	**0**	**0**	**0**	**1**
0	0	0	-	-	-	-	-	-
0	0	0	-	-	-	-	-	2
0	**0**	**0**	**0/0**	**0/0**	**0**	**0**	**0**	**2**

Chris Slade

TT	UT	A	S/Y	I/Y	PD	FF	FR	ST
3	3	0	-	-	-	-	-	-
6	5	1	1/10	-	-	1	-	-
5	4	1	3/16	-	2	1	-	-
6	4	2	-	-	-	-	-	-
1	1	0	-	-	-	-	-	-
6	3	3	2/7	-	-	-	-	-
4	3	1	-	-	-	-	-	-
8	3	5	-	-	-	-	-	-
3	2	1	-	-	1	-	-	-
5	5	0	-	1/1	2	-	-	-
9	6	3	-	-	1	-	-	-
6	4	2	2/13	-	-	-	-	-
4	2	2	-	-	2	-	-	-
6	5	1	0	-	-	-	-	-
9	6	3	-	-	-	-	-	-
7	6	1	-	-	-	-	-	-
88	**62**	**26**	**9/46**	**1/1**	**8**	**2**	**0**	**0**
4	4	0	1/6	1/22	2	-	1	-
7	5	2	0.5/0	-	1	-	-	-
11	**9**	**2**	**1.5/6**	**1/22**	**3**	**0**	**1**	**0**

Chris Sullivan

Date	Opp	TT	UT	A	S/Y	I/Y	PD	FF	FR	ST
08/31	SD	1	1	0	-	-	1	-	-	-
09/07	atIndy	2	2	0	-	-	-	-	-	-
09/14	NYJ	0	0	0	-	-	-	-	-	-
09/21	Chi.	1	0	1	-	-	-	-	-	-
10/06	at Den.	3	2	1	-	-	-	-	-	-
10/12	Buf.	0	0	0	-	-	-	-	-	-
10/19	at NYJ	0	0	0	-	-	-	-	-	-
10/27	G.B.	1	0	1	-	-	-	-	-	-
11/02	at Minn.	0	0	0	-	-	-	-	-	-
11/09	at Buff.	2	1	1	-	-	1	-	-	-
11/16	at T.B.	1	0	1	-	-	-	-	-	-
11/23	Mia.	2	1	1	-	-	-	-	-	-
11/30	Indy.	2	1	1	-	-	-	-	-	-
12/07	at Jack.	1	1	0	-	-	-	-	-	-
12/13	Pitt.	6	5	1	-	-	-	-	-	-
12/22	at Mia.	3	2	1	-	-	-	-	-	-
'97 Sea. Tot.		**25**	**16**	**9**	**0/0**	**0/0**	**2**	**0**	**0**	**0**
12/28	Mia.	1	0	1	-	-	-	-	-	-
01/03	at Pit.	1	0	1	-	-	-	-	-	-
'97 Play. Tot.		**2**	**0**	**2**	**0/0**	**0/0**	**0**	**0**	**0**	**0**

Henry Thomas

TT	UT	A	S/Y	I/Y	PD	FF	FR	ST
3	2	1	1/11	-	-	1	1	-
3	2	1	-	-	-	-	-	-
4	4	0	-	-	-	-	-	-
9	7	2	2/8	-	-	-	1	-
5	2	3	1/8	-	-	-	-	-
5	4	1	-	-	1	-	-	-
5	2	3	-	-	-	-	-	-
3	3	0	-	-	-	-	-	-
8	5	3	-	-	-	-	-	-
2	2	0	1/0	-	-	-	-	-
5	2	3	-	-	-	-	-	-
3	1	2	-	-	-	-	-	-
4	3	1	2/13	-	-	-	-	-
0	0	0	-	-	-	-	-	-
6	4	2	-	-	-	-	-	-
4	1	3	-	-	-	-	-	-
69	**44**	**25**	**7/40**	**0/0**	**1**	**2**	**1**	**0**
4	3	1	-	-	-	-	-	-
6	3	3	-	-	-	-	-	-
10	**6**	**4**	**0/0**	**0/0**	**0**	**0**	**0**	**0**

Mark Wheeler

TT	UT	A	S/Y	I/Y	PD	FF	FR	ST
1	1	0	1/19	-	-	1	-	-
1	1	0	-	-	-	-	-	-
4	3	1	2/15	-	-	-	-	-
4	2	2	-	-	-	-	-	-
1	1	0	-	-	-	-	-	-
2	1	1	-	-	1	-	-	-
4	4	0	1/5	-	-	-	-	-
3	2	1	-	-	-	-	-	-
1	0	1	-	-	-	-	-	-
3	1	2	-	-	-	-	-	-
2	2	0	-	-	-	-	-	-
3	3	0	-	-	-	-	-	-
5	3	2	-	-	-	-	-	-
2	2	0	-	-	-	-	-	-
			inactive					
			inactive					
36	**26**	**10**	**4/39**	**0/0**	**1**	**1**	**0**	**0**
3	2	1	-	-	-	-	-	-
5	2	3	-	-	-	-	-	-
8	**4**	**4**	**0/0**	**0/0**	**0**	**0**	**0**	**0**

Larry Whigham

Date	Opp	TT	UT	A	S/Y	I/Y	PD	FF	FR	ST
08/31	SD	1	1	0	-	-	-	-	-	1
09/07	atIndy	3	3	0	-	-	-	-	-	-
09/14	NYJ	0	0	0	-	-	-	-	-	1
09/21	Chi.	2	2	0	2/26	-	-	-	-	1
10/06	at Den.	0	0	0	-	-	-	-	-	-
10/12	Buf.	1	1	0	-	-	-	-	-	-
10/19	at NYJ	0	0	0	-	-	-	-	-	-
10/27	G.B.	3	2	1	-	-	1	-	-	-
11/02	at Minn.	1	1	0	-	-	-	-	-	-
11/09	at Buff.	1	0	1	-	-	-	-	-	-
11/16	at T.B.	1	1	0	-	-	-	-	-	2
11/23	Mia.	4	3	1	-	2/60	2	-	-	-
11/30	Indy.	2	1	1	-	-	-	-	-	-
12/07	at Jack.	0	0	0	-	-	-	-	-	-
12/13	Pitt.	0	0	0	-	-	-	-	-	1
12/22	at Mia.	0	0	0	-	-	1	1	-	-
'97 Sea. Tot.		**19**	**15**	**4**	**2/26**	**2/60**	**4**	**1**	**0**	**6**
12/28	Mia.	3	3	0	-	-	1	-	-	-
01/03	at Pit.	0	0	0	-	-	-	-	-	1
'97 Play. Tot.		**3**	**3**	**0**	**0/0**	**0/0**	**1**	**0**	**0**	**1**

Devin Wyman

TT	UT	A	S/Y	I/Y	PD	FF	FR	ST
-	-	-	-	-	-	-	-	-
1	0	1	-	-	-	-	-	-
			inactive					
1	0	1	-	-	-	-	-	-
1	1	0	-	-	-	-	-	-
0	0	0	-	-	-	-	-	-
			inactive					
			inactive					
			inactive					
			inactive					
			inactive					
			inactive					
			did not play					
0	0	0	0	-	-	-	-	-
			inactive					
3	**1**	**2**	**0/0**	**0/0**	**0**	**0**	**0**	**0**
			inactive					
			inactive					
0	**0**	**0**	**0**	**0/0**	**0/0**	**0**	**0**	**0**

DID NOT FINISH SEASON ON ACTIVE LIST:

Ferric Collons (5 Games)

TT	UT	A	S/Y	I/Y	PD	FF	FR	ST
15	11	4	1/1	0/0	0	0	1	0

Steve Lofton (3 GAMES)

0	0	0	0/0	0/0	0	0	0	3

Scooter McGruder (3 GAMES)

4	4	0	1/5	0/0	0	0	0	1

1997 PATRIOTS' WEEKLY NFL RANKINGS

	NFL RANKINGS						AFC RANKINGS					
	OFFENSE			DEFENSE			OFFENSE			DEFENSE		
Week	Total	Rush	Pass	Total	Rush	Pass	Total	Rush	Pass	Total	Rush	Pass
1	4	23t	1	5	9t	7	3	12t	1	2	6t	3
2	1	18	1	3	4	10t	1	8	1	1	3	4t
3	1	5	6	5	5	13	1	4	5	1	4	6
4	2	7	4	2	4	6	2	4	4	1	3	1
5	2	7	2	3t	5	6	2	5	2	1	3	1
6	4	15	3	3	14	6	2	8	3	1	7	1
7	5	12	5	3	10	5	3	6	4	1	6	1
8	5	14	3	4	8	10	3	8	2	1	4	4
9	6	15	3	6	10	12	4	8	3	1	6	5
10	6	15	2	6	7	12	5	8	2	2	4	5
11	4	16	3	6	8	9	3	8	3	2	4	4
12	9	19	6	7	11	9	5	10	4	3	6	4
13	10	21	7	11	7	14	6	11	4	5	4	5
14	11	22	7	13	6	15	7	11	4	5	3	5
15	13	23	6	15	7	18	9	12	4	7	4	7
16	13	24	7	19	8	21	9	12	5	8	5	8
17	15	26	7	19	5	21t	10	13	5	7	3	8t

1997 Game By Game Special Teams Totals

KICKING/PUNTING

1997 Kicking Totals — Adam Vinatieri

Date	Opp.	XP	XPA	%	FG	FGA	%	PTS
08/31	SD	5	5	100%	2	2	100%	11
09/07	at Indy	4	4	100%	1	1	100%	7
9/14	NYJ	3	3	100%	2	2	100%	9
9/21	Chi.	4	4	100%	1	1	100%	7
10/06	at Denv.	1	1	100%	2	2	100%	7
10/12	Buff.	3	3	100%	4	4	100%	15
10/19	at NYJ	2	2	100%	1	1	100%	5
10/27	GB	1	1	100%	1	1	100%	4
11/02	at Minn.	0	0	-	2	2	100%	6
11/09	at Buff.	4	4	100%	1	3	33.3%	7
11/16	at TB	1	1	100%	0	0	0.0%	1
11/23	Mia.	3	3	100%	2	3	66.7%	9
11/30	Indy.	2	2	100%	2	2	100%	8
12/07	at Jack.	2	2	100%	4	5	80.0%	14
12/13	Pitt.	3	3	100%	0	0	0.0%	3
12/22	at Mia.	2	2	100%	0	0	0.0%	2
'97	**Sea. Tot.**	**40**	**40**	**100%**	**25**	**29**	**86.2%**	**115**
12/28	Mia.	2	2	100%	1	3	33.3%	5
01/03	at Pitt.	0	0	-	2	2	100%	6
'97	**Play. Tot.**	**2**	**2**	**100%**	**3**	**5**	**60.0%**	**11**

1997 Punting Totals — Tom Tupa

No.	Yds	Avg	TB	In20	Lg	B
4	205	51.3	2	0	56	0
5	278	55.6	1	2	65	0
5	206	41.2	0	1	55	1
5	238	47.6	2	1	63	0
7	363	51.9	2	1	73	0
3	144	48.0	1	0	49	0
4	163	40.8	0	2	55	0
3	111	37.0	0	2	52	0
5	232	46.4	0	1	56	0
6	233	38.8	0	5	50	0
7	293	41.9	2	0	21	0
2	88	44.0	0	0	45	0
5	256	51.2	3	1	55	0
4	166	41.5	0	1	50	0
6	267	44.5	1	3	57	0
7	326	46.6	0	4	65	0
78	**3569**	**45.8**	**14**	**24**	**73**	**1**
7	257	36.7	0	1	49	0
7	294	42.0	0	2	54	0
14	**551**	**39.4**	**0**	**3**	**54**	**0**

RETURNS

David Meggett

Date	Opp.	Kickoff Returns No.	Yds	Avg	LG	TD	Punt Returns No	FC	Yds	Avg	LG	TD
08/31	SD	2	55	27.5	29	0	6	0	99	16.5	35	0
09/07	at Indy	1	23	23.0	23	0	3	1	26	8.7	14	0
09/14	NYJ	-	-	-	-	-	4	1	52	13.0	17	0
09/21	Chi.	2	59	29.5	33	0	5	0	30	6.0	9	0
10/06	at Denv.	6	119	19.8	28	0	1	1	20	20.0	20	0
10/12	Buff.	-	-	-	-	-	5	1	54	10.8	29	0
10/19	at NYJ	2	37	18.5	21	0	1	1	8	8.0	8	0
10/27	GB	4	83	20.8	39	0	3	0	24	8.0	16	0
11/02	at Minn.	5	148	29.6	61	0	2	3	23	11.5	13	0
11/09	at Buff.	1	23	23.0	23	0	3	0	16	5.3	11	0
11/16	at TB	3	77	25.7	36	0	1	0	6	6.0	6	0
11/23	Mia.	2	39	19.5	30	0	2	0	12	6.0	7	0
11/30	Indy.	3	83	27.7	36	0	2	0	57	28.5	47	0
12/07	at Jack.	-	-	-	-	-	1	0	2	2.0	2	0
12/13	Pitt.	2	70	35.0	45	0	2	0	18	9.0	12	0
12/22	at Mia.	-	-	-	-	-	4	0	20	5.0	11	0
'97	**Sea. Tot.**	**33**	**816**	**24.7**	**61**	**0**	**45**	**8**	**467**	**10.4**	**47**	**0**
12/29	Mia.	-	-	-	-	-	1	0	10	10.0	10	0
01/03	at Pitt.	-	-	-	-	-	3	2	24	8.0	10	0
'97	**Play. Tot.**	**0**	**0**	**0.0**	**0**	**0**	**4**	**2**	**34**	**8.5**	**10**	**0**

Troy Brown — Punt Returns

No	FC	Yds	Avg	LG	TD
-	-	-	-	-	-
-	-	-	-	-	-
-	-	-	-	-	-
-	-	-	-	-	-
-	-	-	-	-	-
-	-	-	-	-	-
-	-	-	-	-	-
-	-	-	-	-	-
-	-	-	-	-	-
-	-	-	-	-	-
-	-	-	-	-	-
-	-	-	-	-	-
-	-	-	-	-	-
-	-	-	-	-	-
-	-	-	-	-	-
-	-	-	-	-	-
-	-	-	-	-	-
0	**0**	**0**	**0.0**	**0**	**0**
1	2	0	0.0	0	0
1	**2**	**0**	**0.0**	**0**	**0**

Derrick Cullors — Kickoff Returns

Date	Opp.	No	Yds	Avg	LG	TD
08/31	SD	-	-	-	-	-
09/07	at Indy	1	23	23.0	23	0
09/14	NYJ	2	47	23.5	23	0
09/21	Chi.	-	-	-	-	-
10/06	at Denv.	-	-	-	-	-
10/12	Buf.	2	61	23.0	33	0
10/19	at NYJ		inactive			
10/27	GB	-	-	-	-	-
11/02	at Minn.	1	12	12.0	12	0
11/09	at Buff.	2	134	23.0	86t	1
11/16	at TB	1	9	9.0	9	0
11/23	Mia.	1	26	26.0	26	0
11/30	Indy	-	-	-	-	-
12/07	at Jack.	2	30	15.0	15	0
12/13	Pitt.	2	39	19.5	28	0
12/22	at Mia.	1	5	5.0	5	0
'97	**Sea. Tot.**	**15**	**386**	**25.7**	**86t**	**1**
12/28	Mia.	1	17	17.0	17	0
01/03	at Pitt.	-	-	-	-	-
'97	**Play. Tot.**	**1**	**17**	**17.0**	**17**	**0**

Chris Canty — Kickoff Returns

No	Yds	Avg	LG	TD
-	-	-	-	-
-	-	-	-	-
2	84	42.0	63	0
-	-	-	-	-
-	-	-	-	-
-	-	-	-	-
2	31	15.5	16	0
-	-	-	-	-
-	-	-	-	-
-	-	-	-	-
-	-	-	-	-
-	-	-	-	-
-	-	-	-	-
-	-	-	-	-
-	-	-	-	-
-	-	-	-	-
-	-	-	-	-
4	**115**	**28.8**	**63**	**0**
-	-	-	-	-
2	36	18.0	23	0
2	**36**	**18.0**	**23**	**0**

Ben Coates — Kickoff Returns

No	Yds	Avg	LG	TD
-	-	-	-	-
-	-	-	-	-
-	-	-	-	-
-	-	-	-	-
-	-	-	-	-
-	-	-	-	-
-	-	-	-	-
-	-	-	-	-
-	-	-	-	-
-	-	-	-	-
-	-	-	-	-
-	-	-	-	-
-	-	-	-	-
1	20	20.0	20	0
-	-	-	-	-
-	-	-	-	-
1	**20**	**20.0**	**20**	**0**
-	-	-	-	-
-	-	-	-	-
0	**0**	**0.0**	**0**	**0**

1997 Honors and Awards

BRUCE ARMSTRONG
- Second-Team Pro Bowl selection
- 6th Pro Bowl selection and the fourth consecutive year he has been chosen
- Football Digest All-NFL Second Team

DREW BLEDSOE
- Second-Team Pro Bowl selection
- 3rd Pro Bowl selection in four years, second consecutive year he has been chosen
- Patriots True Value Player of the Year

WILLIE CLAY
- AFC Pro Bowl Third Alternate

BEN COATES
- Second-Team Pro Bowl selection
- Fourth consecutive year selected to the Pro Bowl
- Sports Illustrated All-Pro team
- College & Pro Football Weekly All-Pro Second Team
- Football News All-AFC team

SAM GASH
- AFC Pro Bowl Third Alternate

TED JOHNSON
- AFC Pro Bowl Third Alternate

TY LAW
- AFC Pro Bowl Second Alternate

CURTIS MARTIN
- AFC Pro Bowl Second Alternate
- AFC Offensive Player of the Week (Week 3)

WILLIE MCGINEST
- AFC Pro Bowl Third Alternate

CHRIS SLADE
- First-Team Pro Bowl selection
- First Pro Bowl selection
- First Patriots linebacker to be selected since Johnny Rembert was chosen in 1989
- Pro Football Weekly All-AFC Team
- Football News All-AFC Team
- AFC Defensive Player of the Month for September
- AFC Defensive Player of the Week (Wild Card Weekend)

TOM TUPA
- AFC Pro Bowl Alternate

ADAM VINATIERI
- AFC Pro Bowl Third Alternate
- Football News All-AFC Team
- AFC Special Teams Player of the Week (Week 7)
- Shaw's 12th Player Award recipient

LARRY WHIGHAM
- First-Team Pro Bowl selection
- First Pro Bowl selection
- Second Patriots selection at the Special Teams position (Mosi Tatupu-1986)
- Pro Football Weekly All-AFC Team
- AFC Defensive Player of the Week (Week 13)

1997 Players of the Game

Opponent	Staples	Statistical Info	Miller Lite	Statistical Info
vs San Diego	Drew Bledsoe	26 of 36 for 340 yds, 4 td	Drew Bledsoe	26 of 36 for 340 yds, 4 td
at Indinapolis	Drew Bledsoe	15 of 25 for 267 yds, 4 td	Drew Bledsoe	15 of 25 for 267 yds, 4 td
vs. NY Jets	Chris Slade	3 sacks, 1 FF and 2 PDs	Curtis Martin	40 att-199 yds-1 td
vs. Chicago	Troy Brown	6 rec.-124 yds.-1 td	Troy Brown	6 rec.-124 yds.-1 td
at Denver	Willie Clay	2 int. for 30 return yards	Willie Clay	2 int. for 30 return yards
vs. Buffalo	Adam Vinatieri	4-4 FGs, 3-3 XP, 15 tot. pts	Adam Vinatieri	4-4 FGs, 3-3 XP, 15 tot. pts
at NY Jets	Troy Brown	5 rec.-125 yds.-1 td	Troy Brown	5 rec.-125 yds.-1 td
vs. Green Bay	Terry Glenn	7 rec.-163 yds.	Terry Glenn	7 rec.-163 yds.
at Minnesota	Shawn Jefferson	4 rec.-108 yds.-1 td	Drew Bledsoe	27 of 42 for 313 yds, 2 td, 1 int.
at Buffalo	Derrick Cullors	86 kickoff return for a TD	Derrick Cullors	86 kickoff return for a TD
at Tampa Bay	None		David Meggett	3 KOR for 77 yds., 1 PR for 6 yds.
vs. Miami	Larry Whigham	2 int., 60-yard ret. for TD	Larry Whigham	2 int., 60-yard ret. for TD
vs. Indianapolis	Drew Bledsoe	20 of 33 for 204, 2 td	David Meggett	3 KOR for 83 yds., 2 PR for 57 yds
at Jacksonville	Drew Bledsoe	26 of 35 for 234 yds, 2 td	Drew Bledsoe	26 of 35 for 234 yds, 2 td
vs. Pittsburgh	David Meggett	162 tot. yds., inc. 49-yd TD rec.	David Meggett	162 tot. yds., inc. 49-yd TD rec.
at Miami	Ted Johnson / Chris Slade	7 tackles, 1 sack / 7 tackles	David Meggett	3 att.-9 yds-1 td (5-yds), 3 rec. 29 yds.

The Patriots 1997 Record When . . .

	Regular Season	Total
Overall Record	**10-6**	**11-7**
Home	6-2	7-2
Away	4-4	4-5
By Month		
August	1-0	1-0
September	3-0	3-0
October	1-3	1-3
November	3-2	3-2
December	2-1	3-1
January	-	0-1
vs. AFC	**8-3**	**9-3**
East	7-1	8-1
Central	1-1	1-1
West	1-1	1-1
vs. NFC	**1-3**	**1-3**
East	0-0	0-0
Central	1-3	1-3
West	0-0	0-0
Playing Conditions		
On Grass	8-4	9-4
On Artificial Turf	2-2	2-3
Outdoors	9-5	10-5
Indoors	1-1	1-1
Win Opening Toss	5-2	6-3
Lose Opening Toss	5-4	5-4
Scoring First	8-1	9-1
Leading at the Half	9-2	10-2
Tied at the Half	0-0	0-0
Trailing at the Half	1-4	1-5
Leading After 3 Qtrs	9-2	10-2
Tied After 3 Qtrs	1-0	1-0
Trailing After 3 Qtrs	0-4	0-5
In Overtime	1-1	1-1
Outcomes of 7 pts or less	5-3	5-4
Outcomes of 3 pts or less	4-1	4-2
Patriots Outgain Opp.	6-2	7-3
Patriots Out-Rush Opp.	6-2	7-2
Patriots Out-Pass Opp.	5-4	5-5
+Turnover Margin	7-0	8-0
-Turnover Margin	1-4	1-5
Even Turnover Margin	2-2	2-2
With 100-yard rusher	2-1	2-1
With 300-yard passer	2-1	2-1
With 100-yard receiver	1-3	1-4
Opp. 100-yard rusher	1-2	1-2
Opp. 300-yard passer	2-0	2-0
Opp. 100-yard receiver	3-2	3-2

Notes

1997 Player Participation Chart

	GP/GS/DNP/INA	San Diego	at Indianapolis	NY Jets	Chicago	at Denver	Buffalo	at NY Jets	Green Bay	at Minnesota	at Buffalo	at Tampa Bay	Miami	Indianapolis	at Jacksonville	Pittsburgh	at Miami	Miami	at Pittsburgh
Armstrong, Bruce	16/16/0/0	LT	LT	LT	LT	LT	LT	LT	LT	LT	LT	LT	LT	LT	LT	LT	LT	LT	LT
Bartrum, Mike	9/0/0/1	sub	sub	sub	sub	sub	sub	sub	sub	sub	X	placed on injured reserve 11/10/97							
Bledsoe, Drew	16/16/0/0	QB	QB	QB	QB	QB	QB	QB	QB	QB	QB	QB	QB	QB	QB	QB	QB	QB	QB
Brisby, Vincent	16/4/0/0	sub	sub	WR	WR	sub	sub	sub	sub	WR	sub	WR	sub	sub	sub	sub	sub	sub	sub
Brown, Troy	16/6/0/0	sub	WR	sub	sub	sub	sub	sub	sub	sub	sub	WR	WR	WR	WR	WR	sub	sub	sub
Bruschi, Tedy	16/1/0/0	sub	LB	sub	sub	sub	sub	sub	sub	sub	sub	sub	sub	sub	sub	sub	sub	sub	sub
Byars, Keith	16/8/0/0	FB	FB	FB	sub	FB	FB	FB	FB	sub	sub	sub	sub	sub	sub	FB	sub	FB	FB
Canty, Chris	16/1/0/0	sub	sub	sub	sub	sub	sub	sub	sub	RCB	sub	sub	sub	sub	sub	sub	sub	sub	sub
Carter, Chris	16/0/0/0	sub	sub	sub	sub	sub	sub	sub	sub	sub	sub	sub	sub	sub	sub	sub	sub	sub	sub
Clay, Willie	16/16/0/0	FS	FS	FS	FS	FS	FS	FS	FS	FS	FS	FS	FS	FS	FS	FS	FS	FS	FS
Coates, Ben	16/16/0/0	TE	TE	TE	TE	TE	TE	TE	TE	TE	TE	TE	TE	TE	TE	TE	TE	TE	TE
Collins, Todd	15/15/0/1	LB	X	LB	LB	LB	LB	LB	LB	LB	LB	LB	LB	LB	LB	LB	LB	LB	LB
Collons, Ferric	5/5/0/3	LDE	LDE	LDE	LDE	LDE	X	X	X	placed on injured reserve 10/30/97									
Crawford, Vernon	16/0/0/0	sub	sub	sub	sub	sub	sub	sub	sub	sub	sub	sub	sub	sub	sub	sub	sub	X	X
Cullors, Derrick	15/1/0/1	sub	sub	sub	sub	sub	sub	X	sub	sub	sub	sub	sub	sub	sub	sub	RB	RB	RB
Denson, Damon	1/0/1/14	X	sub	X	X	X	X	X	X	X	dnp	X	X	X	X	X	X	X	X
Eaton, Chad	16/1/0/0	sub	sub	sub	sub	sub	sub	sub	sub	sub	sub	sub	sub	sub	sub	sub	LDT	sub	sub
Ellis, Ed	1/0/0/15	X	X	X	X	X	sub	X	X	X	X	X	X	X	X	X	X	X	X
Gash, Sam	16/5/0/0	sub	sub	sub	sub	sub	sub	sub	sub	sub	FB	sub	FB	FB	FB	sub	FB	sub	sub
Gaiter, Tony	1/0/0/3	signed off practice squad 11/28/97												sub	X	X	X	X	X
Gisler, Mike	16/2/0/0	sub	C	C	sub	sub	sub	sub	sub	sub	sub	sub	sub	sub	sub	sub	sub	sub	dnp
Glenn, Terry	9/9/1/6	WR	X	dnp	WR	WR	WR	WR	WR	WR	WR	X	X	X	X	X	WR	WR	WR
Grier, Marrio	16/0/0/0	sub	sub	sub	sub	sub	sub	sub	sub	sub	sub	sub	sub	sub	sub	sub	sub	sub	sub
Hitchcock, Jimmy	15/15/0/1	RCB	RCB	RCB	RCB	RCB	RCB	RCB	RCB	X	RCB	RCB	RCB	RCB	RCB	RCB	RCB	RCB	RCB
Irwin, Heath	16/1/0/0	sub	sub	sub	sub	sub	sub	sub	sub	sub	LG	sub	sub	sub	sub	sub	sub	sub	sub
Israel, Steve	5/0/1/10	X	X	sub	X	X	X	X	X	X	X	X	dnp	sub	sub	sub	sub	sub	sub
Jefferson, Shawn	16/14/0/0	WR	sub	WR	WR	sub	WR	WR	WR	WR	WR	WR	WR	WR	WR	WR	WR	WR	WR
Jells, Dietrich	11/0/0/5	X	sub	sub	sub	sub	sub	sub	sub	X	sub	X	sub	sub	X	sub	sub	X	X
Johnson, Ted	16/16/0/0	MLB	MLB	MLB	MLB	MLB	MLB	MLB	MLB	MLB	MLB	MLB	MLB	MLB	MLB	MLB	MLB	MLB	MLB
Jones, Mike	16/7/0/0	sub	sub	sub	RDE	RDE	LDE	LDE	LDE	LDE	sub	sub	sub	sub	sub	LDT	sub	sub	sub
Lane, Max	16/16/0/0	LG	LG	LG	LG	LG	LG	LG	LG	LG	RT	LG	LG	LG	LG	LG	LG	LG	LG
Law, Ty	16/16/0/0	LCB	LCB	LCB	LCB	LCB	LCB	LCB	LCB	LCB	LCB	LCB	LCB	LCB	LCB	LCB	LCB	LCB	LCB
Lofton, Steve	4/0/1/5	signed 9/30/97			sub	X	dnp	sub	sub	sub	X	X	X	X	placed on IR				
Martin, Curtis	13/13/0/3	RB	RB	RB	RB	RB	RB	RB	RB	RB	RB	RB	RB	RB	X	X	X	X	X
McGinest, Willie	11/11/0/5	X	X	RDE	X	X	X	RDE	RDE	RDE	RDE	RDE	RDE	RDE	RDE	RDE	RDE	RDE	RDE
McGruder, Scooter	3/0/0/1	sub	sub	X	sub	released 9/30/97													
Meggett, David	16/2/0/0	sub	sub	sub	sub	sub	sub	sub	sub	sub	sub	sub	sub	sub	RB	RB	sub	sub	sub
Milloy, Lawyer	16/16/0/0	SS	SS	SS	SS	SS	SS	SS	SS	SS	SS	SS	SS	SS	SS	SS	SS	SS	SS
Mitchell, Brandon	12/0/0/4	X	sub	X	X	X	sub	sub	sub	sub	sub	sub	sub	sub	sub	sub	sub	sub	sub
Moore, Marty	16/0/0/0	sub	sub	sub	sub	sub	sub	sub	sub	sub	sub	sub	sub	sub	sub	sub	sub	sub	sub
Moss, Zefross	15/15/0/1	RT	RT	RT	RT	RT	RT	RT	RT	RT	X	RT	RT	RT	RT	RT	RT	RT	RT
Purnell, Lovett	16/2/0/0	sub	TE	sub	sub	TE	sub	sub	sub	sub	sub	sub	sub	sub	sub	sub	sub	sub	sub
Rehberg, Scott	5/0/1/12	sub	X	X	X	X	dnp	sub	sub	sub	sub	X	X	X	X	X	X	X	X
Rucci, Todd	16/16/0/0	RG	RG	RG	RG	RG	RG	RG	RG	RG	RG	RG	RG	RG	RG	RG	RG	RG	RG
Russ, Bernard	2/0/0/0	signed off practice squad on 12/9/97												sub	sub	sub	sub	sub	sub
Shaw, Sedrick	1/0/1/14	X	X	X	X	X	X	X	X	X	X	sub	X	X	X	X	dnp	dnp	dnp
Slade, Chris	16/16/0/0	LLB	LLB	LLB	LLB	LLB	LLB	LLB	LLB	LLB	LLB	LLB	LLB	LLB	LLB	LLB	LLB	LLB	LLB
Sullivan, Chris	16/10/0/0	RDE	RDE	sub	sub	sub	RDE	sub	sub	sub	LDE	LDE	LDE	LDE	LDE	LDE	LDE	LDE	LDE
Thomas, Henry	16/16/0/0	RDT	RDT	RDT	RDT	RDT	RDT	RDT	RDT	RDT	RDT	RDT	RDT	RDT	RDT	RDT	RDT	RDT	RDT
Tupa, Tom	16/0/0/0	sub	sub	sub	sub	sub	sub	sub	sub	sub	sub	sub	sub	sub	sub	sub	sub	sub	sub
Villa, Danny	7/0/0/0	signed on 11/6/97									sub	sub	sub	sub	sub	sub	sub	sub	sub
Vinatieri, Adam	16/0/0/0	sub	sub	sub	sub	sub	sub	sub	sub	sub	sub	sub	sub	sub	sub	sub	sub	sub	sub
Wheeler, Mark	14/14/0/2	LDT	LDT	LDT	LDT	LDT	LDT	LDT	LDT	LDT	LDT	LDT	LDT	LDT	LDT	X	X	LDT	LDT
Whigham, Larry	16/0/0/0	sub	sub	sub	sub	sub	sub	sub	sub	sub	sub	sub	sub	sub	sub	sub	sub	sub	sub
Wohlabaugh, Dave	14/14/1/1	C	X	dnp	C	C	C	C	C	C	C	C	C	C	C	C	C	C	C
Wyman, Devin	6/0/1/9	sub	sub	X	sub	sub	sub	X	X	X	X	X	X	X	dnp	sub	X	X	X
Zolak, Scott	4/0/5/7	sub	X	X	sub	X	sub	X	X	X	X	sub	dnp	dnp	dnp	dnp	dnp	dnp	dnp

X - inactive CAPS - starters sub - played dnp - did not play DB - nickel back

1997 Offensive/Defensive Starters

Date	Opponent	WR	LT	LG	C	RG	RT	TE	WR	QB	RB	FB
8/31	San Diego	Jefferson	Armstrong	Lane	Wohlbaugh	Rucci	Moss	Coates	Glenn	Bledsoe	Martin	Byars
9/7	at Indianapolis	Purnell (TE)	Armstrong	Lane	Gisler	Rucci	Moss	Coates	Brown	Bledsoe	Martin	Byars
9/14	NYJ	Jefferson	Armstrong	Lane	Gisler	Rucci	Moss	Coates	Brisby	Bledsoe	Martin	Byars
9/21	Chicago	Jefferson	Armstrong	Lane	Wohlbaugh	Rucci	Moss	Coates	Glenn	Bledsoe	Martin	Brisby (WR)
10/6	at Denver	Purnell (TE)	Armstrong	Lane	Wohlbaugh	Rucci	Moss	Coates	Glenn	Bledsoe	Martin	Byars
10/12	Buffalo	Jefferson	Armstrong	Lane	Wohlbaugh	Rucci	Moss	Coates	Glenn	Bledsoe	Martin	Byars
10/19	at NYJ	Jefferson	Armstrong	Lane	Wohlbaugh	Rucci	Moss	Coates	Glenn	Bledsoe	Martin	Byars
10/27	Green Bay	Jefferson	Armstrong	Lane	Wohlbaugh	Rucci	Moss	Coates	Glenn	Bledsoe	Martin	Byars
11/2	at Minnesota	Jefferson	Armstrong	Lane	Wohlbaugh	Rucci	Moss	Coates	Glenn	Bledsoe	Martin	Brisby (WR)
11/9	at Buffalo	Jefferson	Armstrong	Irwin	Wohlbaugh	Rucci	Lane	Coates	Glenn	Bledsoe	Martin	Gash
11/16	at Tampa Bay	Jefferson	Armstrong	Lane	Wohlbaugh	Rucci	Moss	Coates	Brown	Bledsoe	Martin	Brisby (WR)
11/23	Miami	Jefferson	Armstrong	Lane	Wohlbaugh	Rucci	Moss	Coates	Brown	Bledsoe	Martin	Gash
11/30	Indianapolis	Jefferson	Armstrong	Lane	Wohlbaugh	Rucci	Moss	Coates	Brown	Bledsoe	Martin	Gash
12/7	at Jacksonville	Jefferson	Armstrong	Lane	Wohlbaugh	Rucci	Moss	Coates	Brown	Bledsoe	Meggett	Gash
12/13	Pittsburgh	Jefferson	Armstrong	Lane	Wohlbaugh	Rucci	Moss	Coates	Brown	Bledsoe	Meggett	Byars
12/22	at Miami	Jefferson	Armstrong	Lane	Wohlbaugh	Rucci	Moss	Coates	Glenn	Bledsoe	Cullors	Gash
12/28	Miami	Jefferson	Armstrong	Lane	Wohlbaugh	Rucci	Moss	Coates	Glenn	Bledsoe	Cullors	Byars
01/03	at Pittsburgh	Jefferson	Armstrong	Lane	Wohlbaugh	Rucci	Moss	Coates	Glenn	Bledsoe	Cullors	Gash

Date	Opponent	LE	LDT	RDT	RE	LLB	MLB	RLB	LCB	RCB	SS	FS
8/31	San Diego	Collons	Wheeler	Thomas	Sullivan	Slade	Johnson	Collins	Law	Hitchcock	Milloy	Clay
9/7	at Indianapolis	Collons	Wheeler	Thomas	Sullivan	Slade	Johnson	Bruschi	Law	Hitchcock	Milloy	Clay
9/14	New York Jets	Collons	Wheeler	Thomas	McGinest	Slade	Johnson	Collins	Law	Hitchcock	Milloy	Clay
9/21	Chicago	Collons	Wheeler	Thomas	Jones	Slade	Johnson	Collins	Law	Hitchcock	Milloy	Clay
10/6	at Denver	Collons	Wheeler	Thomas	Jones	Slade	Johnson	Collins	Law	Hitchcock	Milloy	Clay
10/12	Buffalo	Jones	Wheeler	Thomas	Sullivan	Slade	Johnson	Collins	Law	Hitchcock	Milloy	Clay
10/19	at New York Jets	Jones	Wheeler	Thomas	McGinest	Slade	Johnson	Collins	Law	Hitchcock	Milloy	Clay
10/27	Green Bay	Jones	Wheeler	Thomas	McGinest	Slade	Johnson	Collins	Law	Hitchcock	Milloy	Clay
11/2	at Minnesota	Jones	Wheeler	Thomas	McGinest	Slade	Johnson	Collins	Law	Canty	Milloy	Clay
11/9	at Buffalo	Sullivan	Wheeler	Thomas	McGinest	Slade	Johnson	Collins	Law	Hitchcock	Milloy	Clay
11/16	at Tampa Bay	Sullivan	Wheeler	Thomas	McGinest	Slade	Johnson	Collins	Law	Hitchcock	Milloy	Clay
11/23	Miami	Sullivan	Wheeler	Thomas	McGinest	Slade	Johnson	Collins	Law	Hitchcock	Milloy	Clay
11/30	Indianapolis	Sullivan	Wheeler	Thomas	McGinest	Slade	Johnson	Collins	Law	Hitchcock	Milloy	Clay
12/7	at Jacksonville	Sullivan	Wheeler	Thomas	McGinest	Slade	Johnson	Collins	Law	Hitchcock	Milloy	Clay
12/13	Pittsburgh	Sullivan	Jones	Thomas	McGinest	Slade	Johnson	Collins	Law	Hitchcock	Milloy	Clay
12/22	at Miami	Sullivan	Eaton	Thomas	McGinest	Slade	Johnson	Collins	Law	Hitchcock	Milloy	Clay
12/28	Miami	Sullivan	Wheeler	Thomas	McGinest	Slade	Johnson	Collins	Law	Hitchcock	Milloy	Clay
01/03	at Pittsburgh	Sullivan	Wheeler	Thomas	McGinest	Slade	Johnson	Collins	Law	Hitchcock	Milloy	Clay

1997-98 Organizational Movements

1997

1/3 Signed LB Chad Reeves to the practice squad.

1/23 Named Pete Carroll as Head Coach.

2/4 Named Steve Sidwell defensive coordinator; retained strength and conditioning coach Johnny Parker and special teams coach Dante Scarnecchia.

2/5 Signed LB Chris Slade to long-term contract.

2/13 Named Larry Kennan offensive coordinator, Paul Boudreau offensive line coach, Ray Hamilton defensive line coach, Bo Pelini linebackers coach and Carl Smith assistant head coach/quarterbacks.

2/20 Named Ron Lynn defensive backs coach, Steve Walters wide receivers coach and Kirby Wilson running backs coach.

2/20 Signed free agent running backs Derrick Cullors, LB Chad Reeves and DE Josh Taves who were on '96 practice squad.
Signed free agents OL Marquin Bivins, OL Tom Claro, WR Larry Ryans and TE Michael Warren.

2/25 Appointed Bobby Grier vice president of player personnel and Don Lowery vice president of public and community relations.

2/27 Signed T J.R. Conrad

3/6 Named Jeff Davidson tight ends coach and Andre Patterson defensive assistant.
Signed unrestricted free agent LB James Williams.

3/10 Re-signed WR/KR Troy Brown and DL Mike Jones.

3/24 Signed unrestricted free agent CB Steve Israel.

3/31 Signed unrestricted free agent OT Zefross Moss.

4/2 Released G Bob Kratch.

4/4 Re-signed LB Todd Collins.

4/18 Matched offer to restricted free agent DL Ferric Collons.

4/20 Signed undrafted free agents QB Chris Breshnahan, CB Curtis Jones, S Jason Parker, C Juan Porter, CB Mark Tate, WR Shawn Turner and OLB Chris Wing.

4/22 Signed unrestricted free agent Mike Gisler and free agent DE Jermaine Miles.

5/1 Signed restricted free agent S Larry Whigham.

5/2 Extended TE Ben Coates contract through 2000.

6/3 Signed rookie free agent DE Therone McQueen.
WR Larry Ryans retired.

6/6 Signed restricted free agent LB Marty Moore and draft choice DL Brandon Mitchell.

6/11 Signed rookie free agent WR Chris Ortiz.

6/12 Signed free agent DT Henry Thomas and rookie free agent K Gerald Carlson.
Released DT Pio Sagaputele.

6/19 Signed draft choice T Ed Ellis, LB Vernon Crawford and T Scott Rehberg.

6/20 Re-signed restricted free agents G Max Lane and TE John Burke and exclusive rights free agent WR Hason Graham.

7/10 Re-signed exclusive right free agents DT Chad Eaton and FB Rupert Grant.

7/11 Re-signed exclusive rights free agent WR Ray Lucas.

7/14 Re-signed exclusive rights free agent TE Lovett Purnell.

7/15 Signed draft choices RB Sedrick Shaw and S Chris Carter.

7/16 Signed draft choices G Damon Denson and WR Tony Gaither.

7/17 Signed draft choice CB Chris Canty

7/19 Named Dave Uyrus Director of Pro Scouting and Marvin Allen Personnel Scout.

7/23 Signed WR Michael Dritlein. Waived G Marquin Bivins.

7/24 Signed LB Richard Alvardo and CB Dwayne Provo. Waived T Tom Claro and TE Michael Warren.

8/6 Waived FB Rupert Grant and CB Curtis Jones.

8/7 Placed WR Michael Dritlein on injured reserve.

8/10 Waived P/PK Gerald Carlson.

8/13 Signed CB Allan Jackson.
Waived QB Chris Breshnahan, WR Chris Ortiz, DB Dwayne Provo, LB Chad Reeves, WR Shawn Turner.

8/14 Signed CB Butler By'not'e.
Placed DB Dwayne Provo on injured reserve.

8/19 Released LB Richard Alvarado, LB Monty Brown, WR Hason Graham, CB Allan Jackson, WR Ray Lucas, T Curtis McGee, DT Therone McQueen, DE Jermaine Miles, S Jason Parker, C Juan Porter, DE Josh Taves, LB James Williams, LB Chris Wing.

8/21 Placed DE Josh Taves on Injured Reserve.

8/24 Terminated the contract of S Corwin Brown.
Waived FB Kantroy Barber, TE John Burke, CB Butler By'not'e, T J.R. Conrad, WR Tony Gaiter, CB Mark Tate.

8/26 Placed WR Tony Gaiter, C Juan Porter and CB Mark Tate on the practice squad.
8/27 Placed TE Bryan Jennings and LB Bernard Russ on the practice squad.
9/30 Signed CB Steve Lofton. Waived CB Scooter McGruder.
10/30 Placed DE Ferric Collons on injured reserve.
11/6 Signed OL/LS Danny Villa.
11/12 Placed TE/LS Mike Bartrum on injured reserve. Released DB Dwayne Provo.
11/28 Activated WR Tony Gaither from the practice squad.
12/1 Practice squad TE Bryan Jennings was claimed by the San Diego Chargers and placed on their active roster.
12/2 Added WRs Shawn Turner and Anthony Ladd to the practice squad.
12/9 Placed CB Steve Lofton on injured reserve. Activated Bernard Russ from the practice squad.
12/16 Placed DE Steve Brannon on the practice squad.

1998

1/16 Re-signed G Max Lane.
1/20 Signed free agents RB Rodney Byrd, WR Denis Montana and WR Shawn Turner.
1/26 Signed free agents WR Anthony Ladd and CB Mark Tate.
1/29 Named Ernie Zampese offensive coordinator.
1/30 Signed free agent LB Bernard Russ.
2/2 Signed LB Dana Cottrell.
2/12 Re-signed unrestricted free agents T Bruce Armstrong and DE Willie McGinest.
2/13 Signed free agent WR Todd Doxzon.
2/18 Allocated LB Dana Cottrell (Barcelona), WR Todd Doxzon (Amsterdam), WR Anthony Ladd (Barcelona), WR Shawn Turner (England), and DT Devin Wyman (Barcelona) to NFL Europe.
2/24 Re-signed unrestricted free agent G Todd Rucci.
2/25 Signed unrestricted free agent FB Tony Carter (Chicago).
3/5 Appointed Andre Tippett Assistant Director of Pro Scouting.
3/12 Signed free agent DT Artie Smith and T/G Curtis McGee. Allocated McGee to Frankfurt of NFL Europe.
3/18 Named Jack Reilly quarterbacks coach and DeWayne Walker defensive assistant. Reassigned Carl Smith to tight ends coach and Jeff Davidson to assistant offensive line coach.
3/19 Signed unrestricted free agent WR Brian Stablein (Indianapolis Colts).
3/25 Declined to match RB Curtis Martin's offer sheet and received first and third-round draft choices as compensation.
4/1 Re-signed exclusive rights free agent DL Chad Eaton and RB Marrio Grier; free agent C Juan Porter.
4/3 Re-signed unrestricted free agent LB Mary Moore.
4/7 Re-signed unrestricted free agent TE/LS Mike Bartrum.
4/18 Drafted RB Robert Edwards (1st), DB Tebucky Jones (1st), WR Tony Simmons (2nd), TE Rod Rutledge (2nd), FB Chris Floyd (3rd) and DE Greg Spires (3rd).
4/19 Drafted Leonta Rheams (4th), LB Ron Merkersen (5th), RB Harold Shaw (6th) and C Jason Andersen (7th)
4/19 Traded CB Jimmy Hitchcock to the Minnesota Vikings for a 1999 third round draft choice.
4/19 Signed undrafted free agents T Bob Beveridge, CB Terry Billups, S Jeff Compas, G Matt Cox, TE Scott Dragos, RB Mike Geter, OLB Blake Irwin, FS Brian Lee, QB Jim Murphy, CB Kato Serwanga and T Brent Warren.
6/15 Signed second round draft choice, TE Ron Rutledge.
6/18 Signed seventh round draft choice OL Jason Andersen.

LAST TIME IT HAPPENED

OVERTIME VICTORY
Patriots 27, Jets 24 at Foxboro, Sept. 14, 1997

OVERTIME LOSS
Steelers 24, Patriots 21 at Foxboro, Dec. 13, 1997

SHUTOUTS
Patriots: 31-0 over Arizona at Foxboro Sept. 15, 1996
Opponents: 0-6 New York Jets at Foxboro Nov. 28, 1993

TOUCHDOWNS SCORED BY OFFENSE, DEFENSE AND SPECIAL TEAMS
Patriots: at Buffalo on Nov. 9, 1997 (kick return, int. return, rush and pass TD)

OFFENSIVE TEAM TOTALS

400 TOTAL NET YARDS
Patriots: 410, at Minnesota on Nov. 2, 1997 (117 rush, 293 passss)
Opponents: 404, vs. Pittsburgh on Dec. 13, 1997 (138 rush, 266 pass)

500 TOTAL NET YARDS
Patriots: 506, vs. Seattle on Sept. 21, 1986 (120 rush, 386 pass)
Opponents: 525, at Miami on Sept. 4, 1994 (69 rush, 456 pass)

200 NET YARDS RUSHING
Patriots: 213, vs N.Y. Jets on Sept. 14, 1997 (46 rushes)
Opponents: 209, vs. Seattle on Dec. 19, 1993

300 NET YARDS RUSHING
Patriots: 328, vs. N.Y. Jets on Sept. 18, 1983
Opponents: 304, at Philadelphia on Nov. 4, 1990

300 NET YARDS PASSING
Patriots: 315, vs. Chicago on Sept. 21, 1997
Opponents: 370, vs. Miami on Nov. 23, 1997

400 NET YARDS PASSING
Patriots: 409, vs. Miami on Nov. 3, 1996
Opponent: 413, vs. Jacksonville on Sept. 22, 1996

NO SACKS ALLOWED
Patriots: vs. Pittsburgh on Dec. 13, 1997
Opponents: vs. Pittsburgh on Dec. 13, 1997

NO SACKS ALLOWED BY BOTH TEAMS
Both Teams: vs. Pittsburgh, Dec. 13, 1997

INDIVIDUAL PERFORMANCES

RUSHING
100 YARDS RUSHING
Patriots: 104, Curtis Martin at Minnesota on Nov. 2, 1997
Opponents: 100, Dorsey Levens vs. Green Bay on Oct. 27, 1997

200 YARDS RUSHING
Patriots: 212, Tony Collins vs. N.Y. Jets on Sept. 18, 1983
Opponents: 210, Greg Bell vs. Los Angeles on Dec. 24, 1989

2 RUSHING TOUCHDOWNS
Patriots: 3, Curtis Martin vs. Miami on Nov. 3, 1996
Opponents: 3, Karim Abdul-Jabbar on Nov. 23, 1997

3 OR MORE RUSHING TOUCHDOWNS
Patriots: 3, Curtis Martin vs. Miami on Nov. 3, 1996
Opponents: 3, Karim Abdul-Jabbar on Nov. 23, 1997

RECEIVING

10 OR MORE RECEPTIONS

Patriots: 10, Terry Glenn vs. Miami on Nov. 3, 1996
Opponents: 11, Keenan McCardell at Jacksonville on Dec. 7, 1997

100 YARDS RECEIVING

Patriots: 163, Terry Glenn vs. Green Bay on Oct. 27, 1997
Opponents: 152, Keenan McCardell at Jacksonville on Dec. 7, 1997

2 RECEIVING TOUCHDOWNS

Patriots: 2, Ben Coates vs. Miami on Nov. 3, 1996
Opponents: 2, Keenan McCardell at Jacksonville on Dec. 7, 1997

3 OR MORE RECEIVING TOUCHDOWNS

Patriots: 3, Ben Coates at Buffalo on Nov. 26, 1995
Opponents:

PASSING

300-YARD PASSER

Patriots: 313, Drew Bledsoe at Minnesota on Nov. 2, 1997
Opponents: 310, Jim Harbaugh vs. Indianapolis on Nov. 30, 1997

400-YARD PASSER

Patriots: 419, Drew Bledsoe vs. Miami on Nov. 3, 1996
Opponents: 432, Mark Brunell vs. Jacksonville on Sept. 22, 1996

4 TOUCHDOWN PASSES

Patriots: 4, Drew Bledsoe at Indianapolis on Sept. 7, 1997
Opponents: 4, Boomer Esiason vs. NY Jets on Dec. 10, 1995

5 TOUCHDOWN PASSES

Patriots: 5, Steve Grogan vs. NY Jets on Sept. 9, 1979
Opponents: 5, Dan Marino at Miami on Sept. 4, 1996

MULTIPLE MILESTONE PERFORMANCES

TWO 100-YARD RUSHERS

Patriots: Tony Collins (103) and Mark van Eeghen (100) at Seattle on Dec. 19, 1982
Opponents: Randall Cunningham (124) and Heath Sherman (113) vs. Philadelphia on Nov. 4, 1990

2 RECEIVERS TO HAVE 10 OR MORE RECEPTIONS

Patriots: Leroy Thompson (11), Michael Timpson (10), Ben Coates (10) vs. Minnesota on 11/13/94
Opponents: none

TWO 100-YARD RECEIVERS

Patriots: Ben Coates (135) and Terry Glenn (112) vs. Miami on Nov. 3, 1996
Opponents: Michael Jackson (128) and Derrick Alexander (123) at Baltimore on Oct. 6, 1996

100-YARD RUSHER AND 100-YARD RECEIVER

Patriots: Curtis Martin (104) and Shawn Jefferson (108) at Minnesota on Nov. 2, 1997
Opponents: Terrell Davis (171) and Rod Smith (130) at Denver Oct. 6, 1997

100-YARD RUSHER, 100-YARD RECEIVER, 300-YARD PPASSER

Patriots: Curtis Martin (104), Shawn Jefferson (108), Drew Bledsoe (313) at Minnesota 11/2/97
Opponents: none

DEFENSE

INTERCEPTION RETURNED FOR A TOUCHDOWN

Patriots: Jimmy Hitchcock vs. Miami on Nov. 23, 1997 (100 yards)
Opponents: John Mobley at Denver on Oct. 6, 1997

TWO INTERCEPTIONS RETURNED FOR A TOUCHDOWN
Patriots: Jimmy Hitchcock (100 yards) and Larry Whigham (60 yards) vs. Miami on 11/23/97

FUMBLE RECOVERED IN THE END ZONE FOR A TOUCHDOWN
Patriots: Willie McGinest at San Diego on Dec. 1, 996
Opponents: Mike Lodish vs. Buffalo on Sept. 11, 1994

FUMBLE RETURNED FOR A TOUCHDOWN
Patriots: Chris Slade at Buffalo on Nov. 26, 1995
Opponents: Willie Clay vs. Detroit on Sept. 12, 1993

AT LEAST THREE QUARTERBACK SACKS
Patriots: 3, Chris Slade vs. New York Jets on Sept. 14, 1997
Opponents: 3.5, Duane Bickett at Indianapolis on Dec. 7, 1992

AT LEAST TWO INTERCEPTIONS
Patriots: 2, Larry Whigham vs. Miami on Nov. 23, 1997
Opponenets: 2, Merton Hanks at San Francisco on Sept. 17, 1995

AT LEAST THREE INTERCEPTIONS
Patriots: 3, Roland James at Buffalo on Oct. 23, 1983
Opponents: 3, Terry McDaniel vs. LA Raiders on Oct. 9, 1994

SAFETY
Patriots: Team, Neil O'Donnell intentional grounding in end zone at NY Jets on Oct. 19, 1997
Opponents: NY Giants, Drew Bledsoe intentional grounding in end zone at Giants on Dec. 21, 1996

SPECIAL TEAMS

KICKOFF RETURNED FOR TOUCHDOWN
Patriots: Derrick Cullors (86 yards) at Buffalo on Nov. 9, 1997
Opponents: Reggie Barlow (92 yards) at Jacksonville on Dec. 7, 1997

PUNT REEETURN FOR TOUCHDOWN
Patriots: David Meggett (60 yards) at NY Giants on Dec. 21, 1996
Opponents: Russell Copeland (47 yards) at Buffalo on Sept. 5, 1993

BLOCKED PUNT
Patriots: Larry Whigham at Baltimore on Oct. 6, 1996
Opponents: Corwin Brown vs. New York Jets on Sept. 14, 1997

BLOCKED PUNT RETURNED/RECOVERED FOR A TOUCHDOWN
Patriots: Tedy Bruschi (4 yards) at Baltimore on Oct. 6, 1996
Opponents: Mark Higgs (19 yards) at Miami on Oct. 18, 1990

BLOCKED FIELD GOAL ATTEMPT
Patriots: Mike Jones vs. New York Jets on Sept. 14, 1997
Opponents: Bryce Paup vs. Buffalo on Oct. 23, 1995

FAKE FIELD GOAL ATTEMPT
Patriots: at Buffalo, Sept. 8, 1996 (Tupa incomplete pass)
Opponents: at Cincinnati, Dec. 20, 1992 (Breech 12-yard pass to Pickens, no TD)

BLOCKED PAT
Patriots: Troy Barnett at Buffalo on Nov. 26, 1995 (Steve Christie)
Opponents: Clyde Simmons vs. Jacksonville on Sept. 22, 1996 (Adam Vinatieri)

PAT MISSED
Patriots: Adam Vinatieri vs. Buffalo on Oct. 27, 1996 (wide left)
Opponents: Doug Pelfrey at Cincinnati on Sept. 18, 1994 (wide right)

4 FIELD GOALS IN A GAME
Patriots: Adam Vinatieri (4-of-5) at Jacksonville on Dec. 7, 1997
Opponents: Chris Boniol at Dallas on Dec. 15, 1996

5 FIELD GOALS IN A GAME
Patriots: Adam Vinatieri vs. Jacksonville on Sept. 22, 1996
Opponents: Morten Anderson at Atlanta on Oct. 1, 1995

NEW ENGLAND 41, SAN DIEGO 7

August 31, 1997 • Foxboro Stadium

The New England Patriots opened the 1997 season with a bang, defeating the San Diego Chargers 41-7 in front of a sold out Foxboro Stadium. The win was the second consecutive home opening win for the Patriots (17-14 vs. Cleveland; 9/3/95). The Patriots set the tone early, opening the game with a 73-yard drive on 10 plays in 5:01 which resulted in a Drew Bledsoe to tight end Ben Coates 4-yard touchdown pass. Bledsoe, who was named Staples Star of the Game and Miller Lite Player of the Game, threw three more touchdowns in the first half, finished the game 26 of 39 (66.6%) for 340 yards and four touchdowns. All four touchdowns were to different targets, Coates (4 yards), Glenn (25 yards), Sam Gash (12 yards) and Keith Byars (2 yards). The Patriots defense also had a strong performance, holding the Chargers offense to only 227 total yards (85 rushing-142 passing). Of the 12 Charger drives, seven ended in punts and three on a defensive turnovers, two fumbles and one interception. They also sacked Charger quarterback Stan Humphries four times, including two by Mike Jones, and one each by defensive tackles Henry Thomas and Mark Wheeler. Thomas also forced a Humphries fumble, which he recovered, on his first sack as a Patriot. The turnover led to a Patriots field goal, a 21-yard kick by Adam Vinatieri and defensive back Willie Clay, closed out the scoring on the afternoon, when he stepped in front of a Jim Everett pass and darted 53-yards for a touchdown.

FIELD GOALS (made(_) and missed)

None

A. Vinatieri (21) (26)

	1	2	3	4	OT	F
S. D.	0	0	7	0	-	7
N.E.	14	17	0	10	-	41

TEAM	SCORING PLAY
NE	Coates 4-yd pass from Bledsoe (Vinatieri kick)
NE	Glenn 25-yd pass from Bledsoe (Vinatieri kick)
NE	Vinatieri 21-yd field goal
NE	Gash 12-yd pass from Bledsoe (Vinatieri, kick)
NE	Byars 2-yd pass from Bledsoe (Vinatieri, kick)
S.D.	Jones 44-yd pass from Humphries (Carney, kick)
NE	Vinatieri 26-yard field goal
NE	Clay 53-yard interception return (Vinatieri, kick)

TEAM TOTALS	S.D.	NE
First Downs	14	22
Net Yards	227	424
Offensive Plays	62	65
Rushes -Yards	20-85	26-84
Net Yards Passing	142	340
Att. - Comp. - Int.	38-18-1	39-26-0
Sacks Allowed	4-52	0-0
Punts-Average	7-52.1	4-51.3
Penalties-Yards	7-50	6-50
Fumbles-Lost	3-2	0-0
Time of Possession	27:20	32:40

Final Individual Statistics

SAN DIEGO CHARGERS

RUSHING	ATT	YDS	AVG	LG	TD
G. Brown	12	49	4.1	10	0
T. Fletcher	7	31	4.4	7	0
S. Humphries	1	5	5.0	5	0
Total	**20**	**85**	**4.3**	**10**	**0**

PASSING	ATT	CMP	YDS	S/YL	TD	LG	IN
S. Humphries	26	12	131	4/52	1	44t	0
J. Everett	12	6	63	0/0	0	24	1
Total	**38**	**18**	**194**	**4/52**	**1**	**44t**	**1**

RECEIVING	NO	YDS	AVG	LG	TD
F. Jones	4	73	18.3	44t	1
C. Jones	4	55	13.8	24	0
T. Fletcher	3	32	10.7	18	0
T. Martin	2	18	9.0	13	0
B. Still	2	10	5.0	5	0
G. Brown	2	0	0.0	2	0
F. Hartley	1	6	6.0	6	
Total	**18**	**194**	**10.8**	**44t**	**1**

INTERCEPTIONS	NO	YDS	AVG	LG	TD
None					
Total	**0**	**0**	**0.0**	**0**	**0**

PUNTING	NO	YDS	AVG	TB	IN20	LG
D.Bennettt	7	365	52.1	0	1	66
Total	**7**	**365**	**52.1**	**0**	**1**	**66**

NEW ENGLAND PATRIOTS

RUSHING	ATT	YDS	AVG	LG	TD
C. Martin	22	75	3.4	9	0
D. Bledsoe	2	8	4.0	4	0
D. Meggett	1	2	2.0	2	0
S. Zolak	1	-1	-1.0	-1	0
Total	**26**	**84**	**3.2**	**9**	**0**

PASSING	ATT	CMP	YDS	S/YL	TD	LG	IN
Bledsoe	39	26	340	0/0	4	40	0
Total	**39**	**26**	**340**	**0/0**	**4**	**40**	**0**

RECEIVING	NO	YDS	AVG	LG	TD
S. Jefferson	5	82	16.4	35	0
B. Coates	4	60	15.0	35	1
T. Brown	4	24	6.0	8	0
C. Martin	4	16	4.0	5	0
T. Glenn	3	74	24.7	40	1
V. Brisby	3	51	17.0	24	0
S. Gash	2	31	15.5	19	1
K. Byars	1	2	2.0	2t	1
Total	**26**	**340**	**13.1**	**40**	**4**

INTERCEPTIONS	NO	YDS	AVG	LG	TD
Clay	1	53	53.0	53t	1
Total	**1**	**53**	**53.0**	**53t**	**1**

PUNTING	NO	YDS	AVG	TB	IN20	LG
Tupa	4	205	51.3	2	0	56
Total	**4**	**205**	**51.3**	**2**	**0**	**56**

Game Weather: Partly cloudy, warm humid Temp.: 80 deg. Humidity: 97 Wind: VAR 3 mph
Attendance: 60,190 (Tickets Distributed: 60,292; Unused: 102) Time: 3:00

NEW ENGLAND 31, INDIANAPOLIS 6

September 7, 1997 • RCA Dome

The New England Patriots, playing without four starters, won their second consecutive game to start off the 1997 season, 31-6 over the Indianapolis Colts in the RCA Dome. The Patriots offense, playing without starting center David Wohlabaugh and wide receiver Terry Glenn, scored on their second possession of the game when Bledsoe connected on a 34-yard touchdown pass with Shawn Jefferson. On the Colts next drive, they found themselves in a third and one situation on the Patriots 25 yard-line. Colts running back Marshall Faulk attempted to run outside but Patriots linebacker Chris Slade dropped him for a three-yard loss to force a 45-yard Cary Blanchard field goal. The Colts added another Blanchard field goal, from 38-yards, to cut the Patriots lead to 7-6. Drew Bledsoe then capped the four-play drive by connecting with running back Curtis Martin for a 21-yard touchdown pass that gave the Patriots a 14-6 lead. Bledsoe finished the game 15 of 25 for 267 yards and four touchdowns and Martin caught three passes for 34 yards and ran for 121 yards on 25 carries. The Patriots defense, playing without defensive end Willie McGinest and linebacker Todd Collins, held the Colts to only 255 yards of total offense and sacked Harbaugh five times. They helped put the game away in the fourth quarter when Chris Slade forced a Harbaugh fumble which was recovered by Tedy Bruschi. The offense capitalized on the first play from scrimmage when Bledsoe found his fourth touchdown target of the day, Troy Brown from 21 yards out to make the score 28-6.

FIELD GOALS (made(_) and missed)

A. Vinatieri (21)

C. Blanchard (45) (38)

	1	2	3	4	OT	F
NE	7	7	7	10	-	31
IND	3	3	0	0	-	6

Team	Scoring Play
NE	Jefferson 34-yd pass from Bledsoe (Vinatieri kick)
IND	Blanchard 45 yard field goal
IND	Blanchard 38 yard field goal
NE	Martin 21 yard pass from Bledsoe (Vinatieri kick)
NE	Brisby 6 yard pass from Bledsoe (Vinatieri kick)
NE	Brown 21 yard pass from Bledsoe (Vinatieri kick)
NE	Vinatieri 21 yard field goal

TEAM TOTALS	NE	IND
First Downs	15	19
Net Yards	382	255
Offensive Plays	52	64
Rushes -Yards	26-122	21-41
Net Yards Passing	260	214
Att.-Comp.-Int.	25-15-0	38-30-0
Sacks Allowed	1-7	5-27
Punts- -Average	5-55.6	6-50.3
Penalties-Yards	8-61	5-44
Fumbles-Lost	1-0	1-1
Time of Possession	25:41	34:19

Final Individual Statistics

NEW ENGLAND PATRIOTS

RUSHING	ATT	YDS	AVG	LG	TD
C. Martin	25	121	4.8	32	0
D. Bledsoe	1	1	1.0	1	0
Total	**26**	**122**	**4.7**	**32**	**0**

PASSING	ATT	CMP	YDS	S/YL	TD	LG	IN
D. Bledsoe	25	15	267	1/7	4	64	0
Total	**25**	**15**	**267**	**1/7**	**4**	**64**	**0**

RECEIVING	NO	YDS	AVG	LG	TD
B. Coates	4	54	13.5	21	0
V. Brisby	3	46	15.3	31	1
T. Brown	3	35	11.7	21t	1
C.Martin	3	34	11.3	21t	1
S. Jefferson	2	98	49.0	64	1
Total	**15**	**267**	**17.8**	**64**	**4**

INTERCEPTIONS	NO	YDS	AVG	LG	TD
Total	0	0	0.0	0	0

PUNTING	NO	YDS	AVG	TB	IN20	LG
Tupa	5	278	55.6	1	2	65
Total	**5**	**278**	**55.6**	**1**	**2**	**65**

INDIANAPOLIS COLTS

RUSHING	ATT	YDS	AVG	LG	TD
M. Faulk	15	23	1.5	12	0
J. Harbaugh	3	14	4.7	6	0
L. Warren	3	4	1.3	3	0
Total	**21**	**41**	**2.0**	**12**	**0**

PASSING	ATT	CMP	YDS	S/YL	TD	LG	IN
J. Harbaugh	38	30	241	5/27	0	18	0
Total	**38**	**30**	**241**	**5/27**	**0**	**18**	**0**

RECEIVING	NO	YDS	AVG	LG	TD
M. Harrison	9	74	8.2	12	0
S. Dawkins	7	61	8.7	14	0
B. Stablein	3	35	11.7	18	0
A. Bailey	3	25	8.3	11	0
K. Dilger	3	15	5.0	11	0
M. Faulk	2	22	11.0	18	0
L. Warren	2	3	1.5	3	0
S. Slutzker	1	6	6.0	6	0
Total	**30**	**214**	**7.1**	**18**	**0**

INTERCEPTIONS	NO	YDS	AVG	LG	TD
Total	**0**	**0**	**0.0**	**0**	**0**

PUNTING	NO	YDS	AVG	TB	IN20	LG
C. Gardocki	6	302	50.3	1	2	59
Total	**6**	**302**	**50.3**	**1**	**2**	**59**

Game Weather: Dome Temp.: 72 deg. Attendance: 53,632 Time: 2:59

NEW ENGLAND 27, NEW YORK JETS 24 (OT)

September 14, 1997 • Foxboro Stadium

The New England Patriots won their third consecutive game to open the 1997 season, 27-24, in dramatic fashion when placekicker Adam Vinatieri kicked a 34-yard field goal 6:57 in overtime. The win marked the first time since 1974 that the Patriots have started 3-0. The Jets had a chance to win the game at the end of regulation, but defensive end Mike Jones blocked a 29-yard field goal attempt by John Hall with 16 seconds remaining in the game. Running back Curtis Martin was named Miller Lite Player of the Game after leading the offense with a career-high 199 yards rushing on a team-record 40 carries and averaged 5.0 yards per carry. His 199 yards rushing were the third most in Patriots history. Linebacker Chris Slade was named Staples Star of the Game after recording three sacks, five tackles, one forced fumble and two passes defensed. It was the third time in his career he has recorded 3.0 or more sacks. The Patriots defense forced three turnovers, all fumbles, including linebacker Todd Collins' strip of Jets' fullback Richie Anderson on the Patriots six-yard line. In overtime, the Patriots were led by Martin, who rushed seven times for 49 yards on the final drive of the game, leading the Patriots to the 17 yard-line. The entire drive covered 62 yards on nine plays and culminated on the kick by Vinatieri.

FIELD GOALS (made(_) and missed)

J. Hall (27) 29b

A. Vinatieri (33) (34)

	1	2	3	4	OT	F
NYJ	7	3	7	7	-	24
NE	14	0	3	7	3	27

TEAM	SCORING PLAY
NE	Coates 32 yd pass from Bledsoe (Vinatieri, kick)
NYJ	O'Donnell 3 yd run (Hall, kick)
NE	Martin 2 yd run (Vinatieri, kick)
NYJ	Hall 27 yd field goal
NYJ	Lewis 43 yd interception return (Hall, kick)
NE	Vinatieri 33 yd field goal
NE	Purnell 10 yd pass from Bledsoe (Vinatieri, kick)
NYJ	Johnson 24 yd pass from O'Donnell (Hall, kick)
NE	Vinatieri 34 yd field go

TEAM TOTALS	NYJ	NE
First Downs	22	23
Net Yards	355	375
Offensive Plays	78	80
Rushes-Yards	21-130	46-213
Net Yards Passing	225	162
Att.- Comp.-Int.	50-30-0	34-16-2
Sacks Allowed	7-46	0-0
Punts-Average	5-45.4	6-34.3
Penalties-Yards	7-49	11-85
Fumbles-Lost	3-3	1-1
Time of Possession	29:41	38:22

Final Individual Statistics

NEW YORK JETS

RUSHING	ATT	YDS	AVG	LG	TD
A. Murrell	18	110	6.1	21	0
N. O'Donnell	3	20	6.7	9	1
Total	**21**	**130**	**6.2**	**21**	**1**

PASSING	ATT	CMP	YDS	S/YL	TD	LG	IN
N. O'Donnell	50	30	271	7/46	1	39	0
Total	**50**	**30**	**271**	**7/46**	**1**	**39**	**0**

RECEIVING	NO	YDS	AVG	LG	TD
W. Chrebet	6	82	13.7	39	0
K. Johnson	6	62	10.3	24t	1
J. Graham	5	54	10.8	25	0
L. Johnson	5	32	6.4	15	0
R. Anderson	3	14	4.7	8	0
D. Ward	2	17	8.5	11	0
A. Murrell	2	4	2.0	6	0
F. Baxter	1	6	6.0	6	0
Total	**30**	**271**	**9.0**	**39**	**1**

INTERCEPTIONS	NO	YDS	AVG	LG	TD
M. Lewis	1	43	43.0	43t	1
O. Smith	1	0	0.0	0	0
Total	**0**	**0**	**0.0**	**0**	**1**

PUNTING	NO	YDS	AVG	TB	IN20	LG
B. Hansen	5	227	45.4	0	1	51
Total	**5**	**227**	**45.4**	**0**	**1**	**51**

NEW ENGLAND PATRIOTS

RUSHING	ATT	YDS	AVG	LG	TD
C. Martin	40	199	5.0	33	1
K. Byars	2	8	4.0	5	0
D. Bledsoe	4	6	1.5	3	0
Total	**46**	**213**	**4.6**	**33**	**1**

PASSING	ATT	CMP	YDS	S/YL	TD	LG	IN
Bledsoe	34	16	162	0/0	2	32t	2
Total	**34**	**16**	**162**	**0/0**	**2**	**32t**	**2**

RECEIVING	NO	YDS	AVG	LG	TD
S. Jefferson	5	63	12.6	20	0
B. Coates	2	40	20.0	32t	1
L. Purnell	2	25	12.5	15	1
V. Brisby	2	15	7.5	8	0
C. Martin	2	15	7.5	8	0
K. Byars	2	10	5.0	6	0
T. Brown	1	-6	-6.0	-6	0
Total	**16**	**162**	**10.1**	**32t**	**2**

INTERCEPTIONS	NO	YDS	AVG	LG	TD
None					
Total	**0**	**0**	**0.0**	**0**	**0**

PUNTING	NO	YDS	AVG	TB	IN20	LG
Tupa	5	206	41.2	0	1	55
[BLOCKED]	1	0	0.0	0	0	0
Total	**6**	**206**	**34.3**	**0**	**1**	**55**

Game Weather: Warm, humid. Temp.: 70 deg. Humidity: 84 Wind: E 10 mph
Attendance: 60,072 (Tickets Distributed: 60,292; Unused 220) Time: 3:34

NEW ENGLAND 31, CHICAGO BEARS 3

September 21, 1997 • Foxboro Stadium

The New England Patriots won their fourth consecutive game to open the 1997 season, burying the Chicago Bears 31-3 in front of a sold out Foxboro Stadium crowd. The win marked the third time in franchise history and the first time since 1974 they have started 4-0. Wide receiver Troy Brown was named both Staples Star of the Game and Miller Lite Player of the Game after leading all receivers with a career-high 124 yards receiving on six catches, including a 52-yard touchdown reception in the second quarter. The touchdown catch was the longest of his five-year career. The Patriots defense stopped the Bears from ever mounting a threat, holding them to 199 total yards and only three points. They applied pressure on quarterback Rick Mirer all afternoon sacking him five times and intercepting him twice. Mirer, starting his first game for the Bears, completed 17 of 25 passes for 154 yards. Defensive tackle Henry Thomas and linebacker Ted Johnson led the defense with nine tackles (7 solo) apiece. Thomas added two sacks along with safety Larry Whigham who recorded the first two sacks of his career. Drew Bledsoe completed 24 of 37 passes for 301 yards, two touchdowns and one interception. It was the second time this season Bledsoe has thrown for 300 or more yards and the 15th time in his five-year career. He completed passes to six different receivers, including six to Brown and tight end Ben Coates.

FIELD GOALS (made(_) and missed)

Jaeger (38) A. Vinatieri (27)

	1	2	3	4	OT	F
CHI	0	0	3	0	-	3
NE	7	7	0	17	-	31

TEAM	SCORING PLAY
NE	Brisby 7 yd pass from Bledsoe (Vinatieri, kick)
NE	T. Brown 52 yd pass from Bledsoe (Vinatieri, kick)
CHI	Jaeger 38 yd field goal
NE	Vinatieri 27 yd field goal
NE	C. Martin 70 yd run (Vinatieri, kick)
NE	L. Purnell 20 yd pass from Zolak (Vinatieri, kick)

TEAM TOTALS	CHI	NE
First Downs	9	23
Net Yards	199	402
Offensive Plays	54	63
Rushes-Yards	24-79	21-87
Net Yards Passing	120	315
Att.-Comp.-Int.	25-17-2	40-27-1
Sacks Allowed	5-34	2-19
Punts-Average	10-41.3	5-47.6
Penalties-Yards	9-75	6-44
Fumbles-Lost	1-1	2-2
Time of Possession	30:32	29:28

Final Individual Statistics

CHICAGO BEARS

RUSHING	ATT	YDS	AVG	LG	TD
R. Harris	21	63	3.0	11	0
R. Mirer	2	13	6.5	10	0
D. Autry	1	3	3.0	3	0
Total	**24**	**79**	**3.3**	**11**	**0**

PASSING	ATT	CMP	YDS	S/YL	TD	LG	IN
R. Mirer	25	17	154	5/34	0	34	2
Total	**25**	**17**	**154**	**5/34**	**0**	**34**	**2**

RECEIVING	NO	YDS	AVG	LG	TD
B. Engram	5	47	9.4	11	0
R. Wetnight	3	46	15.3	34	0
C. Penn	3	30	10.0	13	0
R. Harris	3	17	5.7	9	0
R. Proehl	1	8	8.0	8	0
K. Jennings	1	5	5.0	5	0
T. Carter	1	1	1.0	1	0
Total	**17**	**154**	**9.1**	**34**	**0**

INTERCEPTIONS	NO	YDS	AVG	LG	TD
A. Marshall	1	0	0.0	0	0
Total	**1**	**0**	**0.0**	**0**	**0**

PUNTING	NO	YDS	AVG	TB	IN20	LG
T. Sauerbrun	10	413	41.3	1	1	66
Total	**10**	**413**	**41.3**	**1**	**1**	**66**

NEW ENGLAND PATRIOTS

RUSHING	ATT	YDS	AVG	LG	TD
C. Martin	14	79	5.6	70t	1
M. Grier	4	10	2.5	12	0
K. Byars	1	1	1.0	1	0
S. Gash	1	-1	-1.0	-1	0
D. Meggett	1	-2	-2.0	-2	0
Total	**21**	**87**	**4.1**	**70t**	**1**

PASSING	ATT	CMP	YDS	S/YL	TD	LG	IN
Bledsoe	37	24	301	2/19	2	52t	1
Zolak	3	3	33	0/0	1	20t	0
Total	**40**	**27**	**334**	**2/19**	**3**	**52t**	**1**

RECEIVING	NO	YDS	AVG	LG	TD
T. Brown	6	124	20.7	52t	1
B Coates	6	61	10.2	23	0
S. Jefferson	5	55	11.0	15	0
V. Brisby	3	29	9.7	12	1
C. Martin	3	28	9.3	15	0
S. Gash	2	13	6.5	9	0
L. Purnell	1	20	20.0	20t	1
K. Byars	1	4	4.0	4	0
Total	**27**	**334**	**12.4**	**52t**	**2**

INTERCEPTIONS	NO	YDS	AVG	LG	TD
T. Law	1	30	30.0	30	0
M. Moore	1	0	0.0	0	0
Total	**2**	**30**	**15.0**	**30**	**0**

PUNTING	NO	YDS	AVG	TB	IN20	LG
Tupa	5	238	47.6	2	1	63
Total	**5**	**238**	**47.6**	**2**	**1**	**63**

Game Weather: Sunny, windy, cool. Temp.: 58 deg. Humidity: 58 Wind: NW 18 mph
Attendance: 59,873 (Tickets Distributed: 60,292; Unused: 419) Time: 2:56

DENVER 34, NEW ENGLAND 13

October 6, 1997 • Mile High Stadium

The New England Patriots (4-1) lost their first game of the 1997 season, 34-13 against the Denver Broncos (6-0) at Mile High Stadium. The match-up was the latest in the season two undefeated teams had met on Monday Night Football. The Patriots fell behind, 14-0, in the first quarter following two turnovers. Wide receiver Terry Glenn fumbled on the sixth play of the game's opening drive and the Broncos turned the miscue into seven points. They drove 75 yards on 11 plays and scored on a Davis 2-yard run. Three series later, backed up to his own eight yard-line, Patriots quarterback Drew Bledsoe was intercepted by Broncos' linebacker John Mobley and he returned it 13-yards for a touchdown to increase their lead to 14-0. The Patriots turned the tide in the second quarter, scoring 13 points to trail by only one, 14-13. Safety Willie Clay intercepted two passes in the quarter which were turned into 10 points. On the first play of the second quarter, Clay stole a pass from wide receiver Rod Smith. He returned the interception 27 yards to the the Broncos 44 yard-line. On the very next play, Bledsoe connected with fullback Keith Byars on a 44-yard touchdown pass to make the score 14-7. Kicker Adam Vinatieri added the Patriots next six points, kicking field goals of 26 and 49-yards. Clay's second interception of the game came with 1:34 remaining in the first half and he returned it three yards to the Bronco 47 yard-line. The Patriots moved into field goal range in the final 1:34 of the half and Vinatieri booted a 49-yard field goal as the half ended. The Broncos opened the second half with a 10 play, 80-yard drive, which was culminated on an Elway one-yard quarterback sneak, to increase their lead to 21-13.

FIELD GOALS (made(_) and missed)

A. Vinatieri (26) (49)

S. Bentley (21) 48wr (33)

	1	2	3	4	OT	F
NE	0	13	0	0	-	13
DEN	14	0	17	3	-	34

TEAM	SCORING PLAY
DEN	Davis 2 yard run (Bentley, kick)
DEN	Mobley 13 yard interception return
NE	Byars 44 yd pass from Bledsoe (Vinatieri, kick)
NE	Vinatieri 26 yard field goal
NE	Vinatieri 49 yard field goal
DEN	Elway 1 yard run (Bentley, kick)
DEN	Bentley 21 yard field goal
DEN	Davis 1 yard run (Bentley, kick)
DEN	Bentley 33 yard field goal

Team Totals	NE	DEN
First Downs	13	25
Net Yards	262	380
Offensive Plays	63	66
Rushes-Yards	19-51	38-152
Net Yards Passing	211	188
Att.-Comp.Int.	41-20-1	27-13-2
Sacks Allowed	3-23	1-8
Punts-Average	7-51.9	3-50.3
Penalties-Yards	10-117	4-20
Fumbles Lost	2-1	3-0
Time of Possession	27:02	32:58

Final Individual Statistics

New England Patriots

RUSHING	ATT	YDS	AVG	LG	TD
C. Martin	15	66	4.4	20	0
D. Bledsoe	2	3	1.5	3	0
T. Brown	1	-18	-18.0	-18	0
K. Byars	1	0	0.0	0	0
Total	**19**	**51**	**2.7**	**20**	**0**

PASSING	ATT	CMP	YDS	S/YL	TD	LG	IN
D. Bledsoe	41	20	234	3/23	1	44t	1
Total	**41**	**20**	**234**	**3/23**	**1**	**44t**	**1**

RECEIVING	NO	YDS	AVG	LG	TD
B. Coates	5	65	13.0	33	0
K. Byars	4	66	16.5	44t	1
S. Jefferson	3	45	15.0	19	0
C. Martin	3	10	3.3	8	0
T. Glenn	2	27	13.5	19	0
T. Brown	1	10	10.0	10	0
L. Purnell	1	6	6.0	6	0
V. Brisby	1	5	5.0	5	0
Total	**20**	**234**	**11.7**	**44**	**1**

INTERCEPTIONS	NO	YDS	AVG	LG	TD
W. Clay	2	30	15.0	27	0
Total	**2**	**30**	**15.0**	**27**	**0**

PUNTING	NO	YDS	AVG	TB	IN20	LG
Tupa	7	363	51.9	2	1	73
Total	**7**	**363**	**51.9**	**2**	**1**	**73**

Denver Broncos

RUSHING	ATT	YDS	AVG	LG	TD
T. Davis	32	171	5.3	34	2
V. Hebron	3	22	7.3	8	0
J. Elway	3	-1	-0.3	1t	1
Total	**38**	**192**	**5.1**	**34**	**3**

PASSING	ATT	CMP	YDS	S/YL	TD	LG	IN
J. Elway	27	13	196	1/8	0	47	2
Total	**27**	**13**	**196**	**1/8**	**0**	**47**	**2**

RECEIVING	NO	YDS	AVG	LG	TD
R. Smith	5	130	26.0	47	0
E. McCaffrey	3	26	8.6	9	0
W. Green	2	14	7.0	8	0
T. Davis	2	7	3.5	4	0
S. Sharpe	1	19	19.0	19	0
Total	**13**	**196**	**15.1**	**47**	**0**

INTERCEPTIONS	NO	YDS	AVG	LG	TD
J. Mobley	1	13	13.0	13t	1
Total	**1**	**13**	**13.0**	**13t**	**1**

PUNTING	NO	YDS	AVG	TB	IN20	LG
T. Rouen	3	151	50.3	0	2	56
Total	**3**	**151**	**50.3**	**0**	**2**	**56**

Game Weather: Clear. Temp.: 55 deg. Humidity: 36 Wind: S 10 mph
Attendance: 75,821. Time: 3:08

New England 33, Buffalo Bills 6

October 12, 1997 • Foxboro Stadium

The New England Patriots rebounded to defeat the Buffalo Bills, 33-6, in front of a sold out crowd in Foxboro Stadium. Quarterback Drew Bledsoe became the third player in Patriots history to surpass the 16,000 yard mark, throwing for 181 yards on 14 of 27 passes, including two touchdowns and one interception. The Patriots scored on their first drive of the game when Bledsoe connected with tight end Ben Coates for a 20-yard touchdown. The drive totaled 63 yards on seven plays in 3:29. On the ensuing drive by the Bills, quarterback Todd Collins was sacked by Patriots' linebacker Tedy Bruschi and had to leave the game, and did not return with an injured shoulder. Back-up Billy Joe Hobert replaced Collins, but on his first play, he was intercepted by safety Willie Clay. The Patriots converted the turnover into Vinatieri's first field goal of the day from 20 yards. On the second play of the second quarter, Hobert was intercepted again, this time by cornerback Ty Law. The Patriots defense recorded four interceptions on the day. The Patriots converted Law's interception into Vinatieri's second score from 23 yards. He also added a 41-yard field goal later in the second quarter and the Patriots led 16-0 at the half. The second half was not much different for the Patriots. They scored on their first three drives of the second half and led at the end of the third quarter 33-0. Vinatieri added a career-long 52-yard field goal on the first drive in the third quarter. Martin ran in from 26 yards out on the next drive and Bledsoe threw a four-yard touchdown pass to Keith Byars to round out the scoring.

FIELD GOALS (made(_) and missed)

Christie 34wl

A. Vinatieri (20) (23) (41) (52)

	1	2	3	4	OT	F
BUF	0	0	0	6	-	6
NE	10	6	17	0	-	33

TEAM	SCORING PLAY
NE	B. Coates 20 yd pass from Bledsoe (Vinatieri kick)
NE	Vinatieri 20 yd field goal
NE	Vinatieri 23 yd field goal
NE	Vinatieri 41 y d field goal
NE	Vinatieri 52 yd field goal
NE	C. Martin 26 yd run (Vinatieri, kick)
NE	K. Byars 4 y d pass from Bledsoe (Vinatieri kick)
BUF	D. Holmes 1 yd run (2-pt attempt failed)

TEAM TOTALS	BUF	NE
First Downs	13	19
Net Yards	242	310
Offensive Plays	62	67
Rushes-Yards	18-94	39-139
Net Yards Passing	148	171
Att.-Comp.-Int.	41-21-4	27-14-1
Sacks Allowed	3-16	1-10
Punts-Average	6-41.7	3-48
Penalities-Yards	11-88	1-10
Fumbles-Lost	2-0	1-0
Times of Possession	26:11	33:49

Final Individual Statistics

BUFFALO BILLS

RUSHING	ATT	YDS	AVG	LG	TD
D. Holmes	4	41	10.3	19	1
T. Thomas	6	24	4.0	14	0
A. Smith	6	22	3.7	11	0
B. Hobert	2	7	3.5	7	0
Total	**18**	**94**	**5.2**	**19**	**1**

PASSING	ATT	CMP	YDS	S/YL	TD	LG	IN
B. Hobert	30	17	133	2/7	0	20	2
A. VanPelt	7	3	22	0/0	0	12	2
T. Collins	4	1	9	1/9	0	9	0
Total	**41**	**21**	**164**	**3/16**	**0**	**20**	**4**

RECEIVING	NO	YDS	AVG	LG	TD
Q. Early	6	59	9.8	20	0
A. Reed	4	42	10.5	18	0
A. Smith	3	21	7.0	12	0
L. Johnson	3	12	4.0	7	0
D. Holmes	2	14	7.0	9	0
J. Riemersma	2	11	5.5	8	0
T. Thomas	1	5	5.0	5	0
Total	**21**	**164**	**7.8**	**20**	**0**

INTERCEPTIONS	NO	YDS	AVG	LG	TD
M. Perry	1	4	4.0	4	0
Total	**1**	**4**	**4.0**	**4**	**0**

PUNTING	NO	YDS	AVG	TB	IN20	LG
C. Mohr	6	250	41.7	0	1	50
Total	**6**	**250**	**41.7**	**0**	**1**	**50**

NEW ENGLAND PATRIOTS

RUSHING	ATT	YDS	AVG	LG	TD
C. Martin	22	99	4.5	26t	1
M. Grier	8	24	3.0	10	0
D. Meggett	2	10	5.0	6	0
K. Byars	2	4	2.0	4	0
D. Cullors	1	3	3.0	3	0
D. Bledsoe	2	1	0.5	2	0
S. Zolak	2	-2	-1.0	-1	0
Total	**39**	**139**	**3.6**	**26t**	**1**

PASSING	ATT	CMP	YDS	S/YL	TD	LG	IN
D. Bledsoe	27	14	181	1/10	2	30	1
Total	**27**	**14**	**181**	**1/10**	**2**	**30**	**1**

RECEIVING	NO	YDS	AVG	LG	TD
B. Coates	4	92	23.0	30	1
T. Glenn	4	50	12.5	22	0
S. Gash	2	7	3.5	4	0
S. Jefferson	1	13	13.0	13	0
V. Brisby	1	11	11.0	11	0
K. Byars	1	4	4.0	4	1
C. Martin	1	4	4.0	4	0
Total	**14**	**181**	**12.9**	**30**	**2**

INTERCEPTIONS	NO	YDS	AVG	LG	TD
T. Law	1	40	40.0	40	0
W. Clay	1	26	26.0	26	0
M. Moore	1	7	7.0	7	0
L. Milloy	1	0	0.0	0	0
Total	**4**	**73**	**18.3**	**40**	**0**

PUNTING	NO	YDS	AVG	TB	IN20	LG
Tupa	3	144	48.0	1	0	49
Total	**3**	**144**	**48.0**	**1**	**0**	**49**

Game Weather: Sunny, windy, cool. Temp: 60 deg. Humidity: 59 Wind: NE 8 mph
Attendance: 59,802 (Tickets Distributed: 60,292; Unused 490) Time: 3:00

New York Jets 24, New England 19

October 19, 1997 • The Meadowlands

The New England Patriots (5-2) were handed their only division loss of the season when the New York Jets (5-3) rallied to score 21 second half points to upset the Patriots 24-19. The Jets were limited to just 88 yards in the first half, but were sparked by the halftime substitution of backup quarterback Glenn Foley, who paced a second half surge and led the Jets on three touchdown drives to secure the victory. The Jets took a 3-0 lead in the first quarter. The Patriots first score resulted from a safety due to an intentional grounding call on quarterback Neil O'Donnell, who was throwing from his own end zone. The Patriots took a 5-3 lead in the second quarter when Adam Vinatieri converted his 21st field goal, extending his own franchise record. The Patriots opened the second half with an 80-yard drive, sparked by a 67-yard reception by Troy Brown, and capped by an 8-yard touchdown pass to Ben Coates, his 38th career touchdown reception. The Jets responded with a 10-play, 74-yard scoring drive of their own to pull back to within two points. The Patriots countered with another long drive (5-75), capped by a 23-yard touchdown pass to Brown. The Jets scored 14 unanswered points to take a 24-19 lead with 10:32 remaining in the game. The Patriots possessions ended on downs in the final quarter. The first ended with a pass attempt to Vincent Brisby in the end zone, the second was a pass intended to Shawn Jefferson which was ruled to be trapped and incomplete.

FIELD GOALS (made(_) and missed)

A. Vinatieri (24)

J. Hall 35wr, (35), 68s, 36wr

	1	2	3	4	OT	F
NE	0	5	14	0	-	19
NYJ	3	0	14	7	-	24

TEAM	SCORING PLAY
NYJ	J. Hall 35-yard FG
NE	Safety, intentional grounding from the end zone
NE	A. Vinatieri 24-yard FG
NE	B. Coates 8 pass from Bledsoe (Vinatieri kick)
NYJ	L. Johnson 1-yard run (Hall kick)
NE	T. Brown 23 pass from Bledsoe (Vinatieri kick)
NYJ	A. Murrell 5-yard run (Hall kick)
NYJ	L. Neal 5-yard pass from Foley (Hall kick)

TEAM TOTALS	NE	NYJ
First Downs	19	22
Net Yards	372	330
Offensive Plays	66	61
Rushes-ards	25-105	22-76
Net Yards Passing	267	254
Att.-Comp.-Int.	38-24-1	38-23-0
Sacks Allowed	3-27	1-5
Punts-Average	4-40.8	2-43.5
Penalties-Yards	6-74	7-43
Fumbles-Lost	0-0	1-0
Time of Possession	33:49	26:11

Final Individual Statistics

NEW ENGLAND PATRIOTS

RUSHING	ATT	YDS	AVG	LG	TD
C. Martin	21	87	4.1	15	0
D. Bledsoe	3	17	5.7	8	0
K. Byars	1	1	1.0	1	0
Total	**25**	**105**	**4.2**	**15**	**0**

PASSING	ATT	CMP	YDS	S/YL	TD	LG	I
Bledsoe	38	24	294	3/27	2	67	1
Total	**38**	**24**	**294**	**3/27**	**2**	**67**	**1**

RECEIVING	NO	YDS	AVG	LG	TD
T. Brown	5	125	25.0	67	1
C. Martin	5	29	5.8	7	0
B. Coates	4	48	12.0	31	1
D. Meggett	3	38	12.7	18	0
T. Glenn	3	13	4.3	12	0
S. Gash	2	22	11.0	12	0
S. Jefferson	1	11	11.0	11	0
V. Brisby	1	11	11.0	11	0
Total	**24**	**294**	**12.3**	**67**	**2**

INTERCEPTIONS	NO	YDS	AVG	LG	TD
Total	**0**	**0**	**0.0**	**0**	**0**

PUNTING	NO	YDS	AVG	TB	IN20	LG
Tupa	4	163	40.8	0	2	55
Total	**4**	**163**	**40.8**	**0**	**2**	**55**

NEW YORK JETS

RUSHING	ATT	YDS	AVG	LG	TD
A. Murrell	14	49	3.5	12	1
D. Ward	1	21	21.0	21	0
L. Johnson	4	8	2.0	5	1
R. Anderson	1	2	2.0	2	0
G. Foley	2	-4	-2.0	-2	0
Total	**22**	**76**	**3.5**	**21**	**2**

PASSING	ATT	CMP	YDS	S/YL	TD	LG	I
G. Foley	23	17	200	0/0	1	27	0
N. O'Donnell	15	6	59	1/5	0	19	0
Total	**38**	**23**	**259**	**1/5**	**1**	**27**	**0**

RECEIVING	NO	YDS	AVG	LG	TD
J. Graham	6	79	13.2	17	0
K. Johnson	4	66	16.5	27	0
W. Chrebet	2	39	19.5	20	0
K. Brady	2	23	11.5	18	0
F. Baxter	2	13	6.5	7	0
R. Anderson	2	11	5.5	6	0
A. Murrell	2	7	3.5	7	0
L. Johnson	1	11	11.0	11	0
L. Neal	1	5	5.0	5	1
D. Ward	1	5	5.0	5	0
Total	**23**	**259**	**11.3**	**27**	**1**

INTERCEPTIONS	NO	YDS	AVG	LG	TD
J. Henderson	1	45	45.0	45	0
Total	**1**	**45**	**45.0**	**45**	**0**

PUNTING	NO	YDS	AVG	TB	IN20	LG
J. Hall	2	87	43.5	0	0	46
Total	**2**	**87**	**43.5**	**0**	**0**	**46**

Game Weather: Cloudy. Temp.: 53 deg. Humidity: 87 Wind: NNE 12 mph
Attendance: 77,716. Time: 3:01

Green Bay 28, New England 18

October 27, 1997 • Foxboro Stadium

The New England Patriots (5-3) were dealt their first home loss of the season by the defending NFL Champion Green Bay Packers (6-2), 28-10. It was the first loss incurred by the Patriots at Foxboro Stadium since dropping a 34-8 decision to the Denver Broncos on Nov. 17, 1996. Since then, the Patriots had claimed eight consecutive home victories, including playoff and preseason games. Despite two early turnovers on their first three possessions, the Patriots evened the score 7-7 in the second quarter when Drew Bledsoe connected with tight end Ben Coates for an 11-yard touchdown. They took a 10-7 lead with just 2:12 remaining in the half when Adam Vinatieri converted a 38-yard field goal, his 22nd consecutive successful attempt. The Packers answered with a 9-play, 75-yard scoring drive of their own to regain the lead just before the half, 14-10. The Patriots drove 73 yards on 11 plays on their opening drive in the third quarter, but stalled at the 1-yard line and turned the ball over on downs. The Pack roared back, sustaining a 17-play, 99-yard scoring drive to take a 21-10 lead in the third quarter. A final scoring drive late in the game, capped by a 3-yard run by Dorsey Levens, gave the Packers a 28-10 victory after scoring 21-unanswered points. Terry Glenn highlighted an otherwise disappointing performance by the Patriots. The second-year wide out posted a career-high 163-yard effort on seven receptions. It was his first 100-yard game of the season and the third of his career. The performance ranks fifth in franchise history.

FIELD GOALS (made(_) and missed)

A. Vinatieri (38)

	1	2	3	4	OT	F
GB	7	7	7	7	-	28
NE	0	10	0	0	-	10

TEAM	SCORING PLAY
GB	Levens 6 yd. pass from Favre (Longwell kick)
NE	Coates 11 yd. pass from Bledsoe (Vinatieri kick)
NE	Vinatieri 38 yd. field goal
GB	Chmura 32 yd. pass from Favre (Longwell kick)
GB	Brooks 20 yd. pass from Favre (Longwell kick)
GB	Levens 3 yd. run (Longwell kick)

TEAM TOTALS	GB	NE
First Downs	27	18
Net Yards	371	324
Offensive Plays	74	58
Rushes-Yards	39-144	20-69
Net Yards-Passing	227	255
Att.-Comp.-Int.	34-23-0	36-20-3
Sacks Allowed	1-12	2-13
Punts-Average	4-44.5	3-37
Penalties-Yards	4-25	3-15
Fumbles-Lost	2-1	2-1
Time of Possession	34:20	25:40

Final Individual Statistics

GREEN BAY PACKERS

RUSHING	ATT	YDS	AVG	LG	TD
D. Levens	26	100	3.8	15	1
B. Favre	9	32	3.6	16	0
A. Hayden	2	6	3.0	8	0
W. Henderson	2	6	3.0	3	0
Total	**39**	**144**	**3.7**	**16**	**1**

PASSING	ATT	CMP	YDS	S/YL	TD	LG	I
B. Favre	34	23	239	1/12	3	32	0
Total	**34**	**23**	**239**	**1/12**	**3**	**32**	**0**

RECEIVING	NO	YDS	AVG	LG	TD
D. Levens	7	40	5.7	10	1
R. Brooks	6	67	11.2	20	1
M. Chmura	4	60	15.0	32	1
A. Freeman	3	32	10.7	17	0
W. Henderson	2	20	10.0	11	0
D. Mayes	1	20	20.0	20	0
Total	**23**	**239**	**10.4**	**32**	**3**

INTERCEPTIONS	NO	YDS	AVG	LG	TD
E. Robinson	1	26	26.0	26	0
B. Williams	1	5	5.0	5	0
L. Butler	1	2	2.0	2	0
Total	**3**	**33**	**11.0**	**26**	**0**

PUNTING	NO	YDS	AVG	TB	IN20	LG
C. Hentrich	4	178	44.5	1	0	51
Total	**4**	**178**	**44.5**	**1**	**0**	**51**

NEW ENGLAND PATRIOTS

RUSHING	ATT	YDS	AVG	LG	TD
C. Martin	18	65	3.6	10	0
D. Meggett	1	4	4.0	4	0
D. Bledsoe	1	0	0.0	0	0
Total	**20**	**69**	**3.5**	**10**	**0**

PASSING	ATT	CMP	YDS	S/YL	TD	LG	I
D. Bledsoe	36	20	268	2/13	1	50	3
Total	**36**	**20**	**268**	**2/13**	**1**	**50**	**3**

RECEIVING	NO	YDS	AVG	LG	TD
T. Glenn	7	163	23.3	50	0
C. Martin	4	52	13.0	22	0
S. Jefferson	3	18	6.0	12	0
B. Coates	3	14	4.7	11	1
D. Meggett	1	15	15.0	15	0
K. Byars	1	3	3.0	3	0
S. Gash	1	3	3.0	3	0
Total	**20**	**268**	**13.4**	**50**	**1**

INTERCEPTIONS	NO	YDS	AVG	LG	TD
Total	**0**	**0**	**0**	**0**	**0**

PUNTING	NO	YDS	AVG	TB	IN20	LG
T. Tupa	3	111	37.0	0	2	52
Total	**3**	**111**	**37.0**	**0**	**2**	**52**

Game Weather: Cloudy. Temp.: 52 deg. Humidity: 93 Wind: NW 5 mph
Attendance: 59,972. Time:2:52

MINNESOTA 23, NEW ENGLAND 18

November 2, 1997 • Hubert H. Humphrey Metrodome

The Minnesota Vikings (7-2) dealt the New England Patriots (5-4) their third straight loss, 23-18, which knocked them from their first-place perch atop the AFC East.

Vikings running back Moe Williams, who made his professional starting debut due to injuries to Robert Smith and Leroy Hoard, opened the game with a 74-yard kickoff return to put the Vikings in scoring position on their opening possession. The Vikings moved to the Patriots 6-yard line, but had to settle for a 24-yard field goal by Eddie Murray, his first of three field goals for the game. On their next possession, Brad Johnson connected on a 43-yard pass to Cris Carter, who fumbled the ball ahead to the 1-yard line where it was recovered by Vikings RB Robert Green. Two plays later, the Vikings took a 10-0 lead with a 1-yard touchdown run by Williams. The Patriots responded with a 15-play drive late in the first quarter, only to have the drive end prematurely on a pass interception at the Vikings 18-yard line. The Patriots put their first points on the board in the second quarter when Adam Vinatieri converted his 23rd straight field goal to cap an 81-yard drive, highlighted by a 76-yard pass from Bledsoe to Shawn Jefferson. The Vikings responded with Murray's second field goal of the game to give the Vikings a 13-3 lead at the half.

Murray's third field goal gave the Vikings their largest lead of the game, 16-3 in the third. The Patriots battled back in the fourth quarter, scoring on every possession. Bledsoe connected on a 5-yard touchdown pass to Jefferson on the opening drive of the fourth quarter, but the extra point attempt failed due to a bad snap and the Patriots trailed by seven, 16-9. Vinatieri's second field goal of the game and 24th consecutive kick brought the Patriots to within four points, 16-12, with 5:46 remaining in the game. But a 9-play, 73-yard drive capped by a 28-yard touchdown pass from Johnson to Carter, gave the Vikings a 23-12 lead with just 2:39 remaining in the game. The Patriots responded with an 11-play, 69-yard scoring drive of their own, but failed to convert their two-point attempt and faced a five-point deficit with just 0:42 remaining. The ensuing onside kick sailed out of bounds and was awarded to the Vikings, ending any chance for a Patriots last-second, come-from-behind victory.

FIELD GOALS (made(_) and missed)

A. Vinatieri (22) (25)

E. Murray (24) (23) (41)

	1	2	3	4	OT	F
NE	0	3	0	15	-	18
Minn	10	3	3	7	-	23

Team	Scoring Play
Vikings	Murray 24-yd field goal
Vikings	Williams 1-yd run (Murray kick)
Patriots	Vinatieri 22-yard field goal
Vikings	Murray 23-yard field goal
Vikings	Murray 41-yard field goal
Patriots	Jefferson 5-yd pass from Bledsoe (2-pt failed)
Patriots	Vinatieri 25-yd field goal
Vikings	Carter 28-yd pass from Johnson (Murray kick)

	NE	MINN
First Downs	21	18
Net Yards	410	288
Offensive Plays	69	61
Rushes - Yards	24-117	29-66
Net Yards Passing	293	222
Att.-Comp.-Int.	42-27-1	31-18-0
Sacks Allowed	3-20	1-5
Punts-Average	5-46.4	5-40.0
Penalties-Yards	8-88	5-28
Fumbles-Lost	0-0	1-0
Time of Possession	30:18	29:42

Final Individual Statistics

NEW ENGLAND PATRIOTS

RUSHING	ATT	YDS	AVG	LG	TD
C. Martin	21	104	5.0	37	0
D. Bledsoe	2	10	5.0	6	0
D. Meggett	1	3	3.0	3	0
Total	**24**	**117**	**4.9**	**37**	**0**

PASSING	ATT	CMP	YDS	S/YL	TD	LG	I
Bledsoe	42	27	313	3/20	2	76	1
Total	**42**	**27**	**313**	**3/20**	**2**	**76**	**1**

RECEIVING	NO	YDS	AVG	LG	TD
C. Martin	6	36	6.0	15	0
B. Coates	5	58	11.6	18	0
T. Glenn	5	45	9.0	15	10
S. Jefferson	4	108	27.0	76	1
T. Brown	2	37	18.5	26	0
K. Byars	2	8	4.0	5	0
V. Brisby	1	10	10.0	10	0
D. Meggett	1	6	6.0	6	0
S. Gash	1	5	5.0	5	0
Total	**27**	**313**	**11.6**	**76**	**2**

INTERCEPTIONS	NO	YDS	AVG	LG	TD
Total	0	0	0.0	0	0

PUNTING	NO	YDS	AVG	TB	IN20	LG
T. Tupa	5	232	46.4	0	1	56
Total	**5**	**232**	**46.4**	**0**	**1**	**56**

PUNT RETURNS	NO	FC	YDS	LG	TD
D. Meggett	2	3	23	13	0
Total	**2**	**3**	**23**	**13**	**0**

KICK RETURNS	NO	FC	YDS	LG	TD
D. Meggett	5	0	148	61	0
D. Cullors	1	0	12	12	0
Total	**6**	**160**	**61**	**61**	**0**

MINNESOTA VIKINGS

RUSHING	ATT	YDS	AVG	LG	TD
M. Williams	19	43	2.3	7	1
R. Green	5	19	3.8	8	0
C. Evans	3	6	2.0	3	0
B. Johnson	2	-2	-1.0	-1	0
Total	**29**	**66**	**2.3**	**8**	**1**

PASSING	ATT	CMP	YDS	S/YL	TD	LG	I
B. Johnson	31	18	227	1/5	1	43	0
Total	**31**	**18**	**227**	**1/5**	**1**	**43**	**0**

RECEIVING	ND	YDS	AVG	LG	TD
C. Carter	8	116	14.5	43	1
J. Reed	3	65	21.7	43	0
M. Williams	3	14	4.7	7	0
C. Evans	1	10	10.0	10	0
M. Hatchette	1	10	10.0	10	0
C. Walsh	1	7	7.0	7	0
R. Green	1	5	5.0	5	0
Total	**18**	**227**	**12.6**	**43**	**1**

INTERCEPTIONS	NO	YOS	AVG	LG	TD
O.Thomas	1	1	1.0	1	0
Total	**1**	**1**	**1.0**	**1**	**0**

PUNTING	NO	YDS	AVG	TB	IN20	LG
M. Berger	5	200	40.0	0	2	53
Total	**5**	**200**	**40.0**	**0**	**2**	**53**

PUNT RETURNS	NO	FC	YDS	LG	TD
D. Palmer	4	1	58	19	0
Total	**4**	**1**	**58**	**19**	**0**

KICK RETURNS	NO	FC	YDS	LG	TD
M. Williams	4	0	137	74	0
Total	**4**	**0**	**137**	**74**	**0**

Game Weather: Indoors - 60 degrees. Outside - 38 degrees and snowing Attendance: 62,917. Time: 3:13

New England 31, Buffalo 10

November 9, 1997 • Rich Stadium

The New England Patriots (6-4) claimed a 21-point victory over the Buffalo Bills (5-5) to improve to 4-1 in the division and moved into a three-way tie for first place in the AFC East along with Miami and New York. Four Patriots interceptions, including one which was returned for a touchdown, and an 86-yard kickoff return for a touchdown proved to be insurmountable for the Bills' offense. It was the first time in franchise history that the Patriots had scored an offensive, defensive and special teams touchdown in a single game. The Buffalo Bills took a first quarter lead with a 23-yard field goal by Steve Christie. On the ensuing kickoff, first-year kick returner Derrick Cullors took the return 86 yards for a touchdown to give the Patriots a 7-3 lead at the end of the first quarter. In the second quarter, the Patriots forced three Bills turnovers with interceptions by Jimmy Hitchcock, Ty Law and Willie Clay, which led to a 10-point second quarter and a 17-3 lead at the half. In the third quarter, Todd Collins replaced Alex Van Pelt as quarterback for the Bills, but was unable to provide the spark to ignite the Bills offense. On his second possession of the half, Collins was pressured by Patriots defensive end Willie McGinest near his own goal line. He got the pass off only to watch Chris Slade tip the ball to himself and waltz in for a touchdown, giving the Patriots a commanding 24-3 lead in the third. A Bills 70-yard scoring drive late in the third was answered by the Patriots with a 71-yard drive of their own, capped by a Curtis Martin 1-yard touchdown to give the Patriots a 31-10 victory.

FIELD GOALS (made(_) and missed)

A. Vinatieri (42) 42wr, 45wr

S. Christie (23)

	1	2	3	4	OT	F
NE	7	10	7	7	-	31
BUF	3	0	7	0	-	10

TEAM	SCORING PLAY
BUF	S. Christie 23-yard field goal
NE	D. Cullors 86-yard kickoff return (Vinatieri kick)
NE	A. Vinatieri 42-yard field goal
NE	B. Coates 6-yard pass from Bledsoe (Vinatieri kick)
NE	C. Slade 1-yard interception return (Vinatieri kick)
BUF	A. Smith 1-yard run (Christie kick)
NE	C. Martin 1-yard run (Vinatieri kick)

TEAM TOTALS	NE	BUF
First Downs	11	14
Net Yards	267	241
Offensive Plays	57	62
Rushes-Yards	32-103	27-122
Net Yards Passing	164	119
Att.-Comp.-Int.	22-15-0	33-15-4
Sacks Allowed	3-36	2-8
Punts-Average	6-38.8	5-45.2
Penalties-Yards	4-48	9-46
Fumbles-Lost	3-0	0-0
Time of Possession	31:35	28:25

Final Individual Statistics

NEW ENGLAND PATRIOTS

RUSHING	ATT	YDS	AVG	LG	TD
C. Martin	26	93	3.6	32	1
M. Grier	4	5	1.3	3	0
K. Byars	2	5	2.5	4	0
Total	**32**	**103**	**3.2**	**32**	**1**

PASSING	ATT	CMP	YDS	S/YL	TD	LG	I
Bledsoe	22	15	200	3/36	1	50	0
Total	**22**	**15**	**200**	**3/36**	**1**	**50**	**0**

RECEIVING	NO	YDS	AVG	LG	TD
T. Glenn	3	59	19.7	40	0
B. Coates	3	17	5.7	7	1
T. Brown	2	61	30.5	50	0
S. Jefferson	2	33	16.5	18	0
D. Meggett	2	10	5.0	5	0
S. Gash	2	6	3.0	4	0
C. Martin	1	14	14.0	14	0
Total	**15**	**200**	**13.3**	**50**	**1**

INTERCEPTIONS	NO	YDS	AVG	LG	TD
J. Hitchcock	1	4	4.0	4	0
C. Slade	1	1	1.0	1	1
W. Clay	1	0	0.0	0	0
T. Law	1	0	0.0	0	0
Total	**4**	**5**	**1.3**	**4**	**1**

PUNTING	NO	YDS	AVG	TB	IN20	LG
T. Tupa	6	233	38.8	0	5	50
Total	**6**	**233**	**38.8**	**0**	**5**	**50**

BUFFALO BILLS

RUSHING	ATT	YDS	AVG	LG	TD
A. Smith	12	43	3.6	20	1
T. Thomas	8	41	5.1	17	0
D. Holmes	4	25	6.3	17	0
A. Van Pelt	2	8	4.0	8	0
T. Collins	1	5	5.0	5	0
Total	**27**	**122**	**4.5**	**20**	**1**

PASSING	ATT	CMP	YDS	S/YL	TD	LG	I
T. Collins	21	12	89	1/0	0	17	1
A. Van Pelt	12	3	38	1/8	0	29	3
Total	**33**	**15**	**127**	**2/8**	**0**	**39**	**4**

RECEIVING	NO	YDS	AVG	LG	TD
L. Johnson	4	34	8.5	13	0
Q. Early	3	25	8.3	17	0
A. Reed	3	21	7.0	9	0
T. Cline	1	29	29.0	29	0
E. Moulds	1	9	9.0	9	0
D. Holmes	1	6	6.0	6	0
J. Riemersma	1	2	2.0	2	0
A. Smith	1	1	1.0	1	0
Total	**15**	**127**	**8.5**	**29**	**0**

INTERCEPTIONS	NO	YDS	AVG	LG	TD
Total	**0**	**0**	**0.0**	**0**	**0**

PUNTING	NO	YDS	AVG	TB	IN20	LG
C. Mohr	5	226	45.2	0	0	52
Total	**5**	**226**	**45.2**	**0**	**0**	**52**

Game Weather: Sunny 48 degrees. Wind W 12 mph
Attendance: 65,783. Time: 2:51

Tampa Bay 27, New England 7

November 16, 1997 • Houlihan Stadium

The Tampa Bay Buccaneers (8-3) pillaged the New England Patriots (6-5) in a non-conference game at Houlihan Stadium, claiming a 27-7 victory over the defending AFC Champions. Jimmy Hitchcock forced a fumble at the Bucs' 43-yard line on Tampa Bay's opening drive. The fumble was recovered by teammate Willie Clay, but the Patriots' offense was unable to move the ball and was forced to punt. On the ensuing possession, the Bucs sustained a 13-play, 80-yard scoring drive, capped by a 1-yard run by Errict Rhett, his first touchdown of the season. A second fumble recovery by the Patriots defense followed the same course as the first. Once again, the Patriots could not convert a first down and were forced to punt. This time, the Bucs drove the ball 79-yards on 14 plays, but failed to score when the Patriots defense held at the goalline. The Bucs turned the ball over on downs, but once again, the Patriots were unable to move the ball and were forced to punt. Both teams exchanged punts again before Tampa Bay moved into field goal range near the end of the half and took a 10-0 lead on a 44-yard field goal by Michael Husted. The Patriots first down drought ended in the third quarter, allowing the Bucs to take a 17-0 lead before the Patriots could even sustain a 10-yard drive. The Bucs added 10 points in the fourth quarter, utilizing the clock with a powerful running game. Three successive turnovers by Bledsoe in the fourth quarter thwarted any hopes for a comeback, as the Bucs threatened to shut the Patriots out for the first time since 1993. With 2:05 remaining in the game, the Patriots pulled their starters, allowing QB Scott Zolak to take control of the offense. Zolak led the Patriots on a 10-play, 75-yard scoring drive, capped by a 6-yard touchdown pass to Lovett Purnell to give the Patriots some redemption in a 27-7 defeat.

FIELD GOALS (made(_) and missed)

A. Vinatieri

M. Husted (44) (44)

	1	2	3	4	OT	F
NE	0	0	0	7	0	7
TB	7	3	7	10	0	27

TEAM	SCORING PLAY
TB	E. Rhett 1-yard run (Husted kick)
TB	M. Husted 44-yard field goal
TB	D. Moore 7-yard pass from Dilfer (Husted kick)
TB	M. Alstott 1-yard run (Husted kick)
TB	M. Husted 44-yard field goal
NE	L. Purnell 6-yard pass from Zolak

TEAM TOTALS	NE	TB
First Downs	10	21
Net Yards	168	343
Offensive Plays	52	71
Rushes-Yards	16-75	41-141
Net Yards Passing	93	202
Att.-Comp.-Int.	31-16-2	29-21-0
Sacks Allowed	5-58	1-7
Punts-Average	7-41.9	2-48.0
Penalties-Yards	6-38	3-15
Fumbles-Lost	2-1	5-2
Time of Possession	20:32	39:28

Final Individual Statistics

NEW ENGLAND PATRIOTS

RUSHING	ATT	YDS	AVG	LG	TD
D. Cullors	4	41	10.3	24	0
C. Martin	8	26	3.3	18	0
K. Byars	2	5	2.5	5	0
S. Gash	1	4	4.0	4	0
D. Bledsoe	1	-1	-1.0	-1	0
Total	**16**	**75**	**4.7**	**24**	**0**

PASSING	ATT	CMP	YDS	S/YL	TD	LG	I
D. Bledsoe	25	13	117	5/58	0	21	2
S. Zolak	6	3	34	0/0	1	19	0
Total	**31**	**16**	**151**	**5/58**	**1**	**21**	**2**

RECEIVING	NO	YDS	AVG	LG	TD
T. Brown	5	58	11.5	21	0
C. Martin	4	23	5.8	10	0
B. Coates	3	27	9.0	11	0
S. Jefferson	2	28	14.0	15	0
D. Jells	1	9	9.0	9	0
L. Purnell	1	6	6.0	6	0
Total	**16**	**151**	**9.4**	**21**	**1**

INTERCEPTIONS	NO	YDS	AVG	LG	TD
Total	**0**	**0**	**0.0**	**0**	**0**

PUNTING	NO	YDS	AVG	TB	IN20	LG
T. Tupa	7	293	41.9	2	0	54
Total	**7**	**293**	**41.9**	**2**	**0**	**54**

Game Weather: Cool, bright sun. Temp: 68 Humidity: 52
Wind: NW 4 mph Attendance: 70,479. Time: 2:50

TAMPA BAY BUCCANEERS

RUSHING	ATT	YDS	AVG	LG	TD
M. Alstott	16	91	5.7	14	1
W. Dunn	14	36	2.6	6	0
E. Rhett	8	15	1.9	7	1
K. Williams	1	5	5.0	5	0
S. Walsh	2	-6	-3.0	-1	0
Total	**41**	**141**	**3.4**	**14**	**2**

PASSING	ATT	CMP	YDS	S/YL	TD	LG	I
T. Dilfer	29	21	209	1/7	1	25	0
Total	**29**	**21**	**209**	**1/7**	**1**	**25**	**0**

RECEIVING	NO	YDS	AVG	LG	TD
W. Dunn	4	20	5.0	8	0
J. Harris	3	51	17.0	25	0
K. Williams	3	36	12.0	18	0
M. Alstott	3	35	11.7	12	0
R. Anthony	3	24	8.0	10	0
H. Copeland	3	20	6.7	14	0
D. Moore	2	23	11.5	16	1
Total	**21**	**209**	**10.0**	**25**	**1**

INTERCEPTIONS	NO	YDS	AVG	LG	TD
D. Brooks	1	13	13.0	13	0
D. Abraham	1	0	0.0	0	0
Total	**2**	**13**	**6.5**	**13**	**0**

PUNTING	NO	YDS	AVG	TB	IN20	LG
S. Landeta	2	96	48.0	1	1	50
Total	**2**	**96**	**48.0**	**1**	**1**	**50**

New England 27, Miami 24

November 23, 1997 • Foxboro Stadium

The New England Patriots (7-5) scored a 27-24 victory over the Miami Dolphins (7-5). Larry Whigham and Jimmy Hitchcock each contributed interception returns for touchdowns late in the second quarter to give the Patriots a 24-3 lead at the half. A 36-yard Vinatieri field goal with 1:42 remaining in the first quarter capped a 10-play, 51-yard drive and gave the Patriots a 3-0 lead. The Dolphins responded with a 13-play, 67-yard drive, but settled for a 25-yard field goal to tie the score. The Patriots' only offensive touchdown came midway through the second quarter when David Meggett connected on a 35-yard halfback option pass to Troy Brown. On the ensuing possession, Marino was intercepted by Whigham and he returned it 60 yards for a touchdown and a 17-3 lead. With just 1:44 remaining in the half, and the Dolphins facing first-and-goal from the seven, Hitchcock stepped in front of a Marino pass at the goal line and returned it 100 yards for a touchdown. It was the longest interception return in franchise history and gave the Patriots a 24-3 lead at the half. A 27-yard field goal by Vinatieri capped a 57-yard drive on their opening possession of the second half to give the Patriots their largest lead of the game, 27-3. The Dolphins responded with a 1-yard touchdown run by Abdul-Jabbar, his first of three 1-yard scoring plunges in the second half alone. After his second touchdown, the Dolphins converted an onside kick and drove to the Patriots' 1-yard line, but were turned away when Whigham intercepted his second pass of the day, this time in his own end zone. Trailing 27-17, the Dolphins proceeded to drive 71 yards on 16 plays and pulled to within three on Abdul-Jabbar's third touchdown run. The Dolphins recovered the onside kick at their own 42, but had just :08 on the clock when they took possession. Two Marino pass attempts fell incomplete and the Patriots preserved their second three-point victory of the season, 27-24.

FIELD GOALS (made(_) and missed)

O. Mare (25)

A. Vinatieri (36) (27) 30WL

	1	2	3	4	OT	F
MIA	0	3	7	14	-	24
NE	3	21	3	0	-	27

TEAM	SCORING PLAY
NE	A. Vinatieri 36-yard field goal
MIA	O. Mare 25-yard field goal
NE	T. Brown 35-yd. pass from Meggett (Vinatieri kick)
NE	L. Whigham 60-yard int. return (Vinatieri kick)
NE	J. Hitchcock 100-yard int. return (Vinatieri kick)
NE	A. Vinatieri 27-yard field goal
MIA	K. Abdul-Jabbar 1-yard run (Mare kick)
MIA	K. Abdul-Jabbar 1-yard run (Mare kick)
MIA	K. Abdul-Jabbar 1-yard run (Mare kick)

TEAM TOTALS	MIA	NE
First Downs	33	15
Net Yards	406	318
Offensive Plays	85	52
Rushes-Yards	22-36	24-84
Net Yards Passing	370	234
Att.-Comp.-Int.	60-38-3	27-16-0
Sacks Allowed	3-19	1-8
Punts-Average	3-37.0	2-44.0
Penalties-Yards	3-35	8-76
Fumbles-Lost	0-0	0-0
Time of Possession	34:15	25:45

Final Individual Statistics

MIAMI DOLPHINS

RUSHING	ATT	YDS	AVG	LG	TD
K. Abdul-Jabbar	18	33	1.8	9	3
R. Nealy	1	2	2.0	2	0
J. McPhail	1	1	1.0	1	0
B. Parmalee	1	1	1.0	1	0
D. Marino	1	-1	-1.0	-1	0
Total	**22**	**36**	**1.6**	**9**	**3**

PASSING	ATT	CMP	YDS	S/YL	TD	LG	I
D. Marino	60	38	389	3/19	0	27	3
Total	**60**	**38**	**389**	**3/19**	**0**	**27**	**3**

RECEIVING	NO	YDS	AVG	LG	TD
O.J. McDuffie	9	110	12.2	27	0
C. Jordan	5	78	15.6	20	0
B. Manning	5	60	12.0	21	0
J. McPhail	5	47	9.4	15	0
L. Thomas	4	53	13.3	23	0
K. Abdul-Jabbar	4	14	3.5	6	0
T. Drayton	3	18	6.0	12	0
E. Perry	3	9	3.0	6	0
Total	**38**	**389**	**10.2**	**27**	**0**

INTERCEPTIONS	NO	YDS	AVG	LG	TD
Total	**0**	**0**	**0.0**	**0**	**0**

PUNTING	NO	YDS	AVG	TB	IN20	LG
J. Kidd	3	111	37.0	0	0	42
Total	**3**	**111**	**37.0**	**0**	**0**	**42**

NEW ENGLAND PATRIOTS

RUSHING	ATT	YDS	AVG	LG	TD
C. Martin	22	80	3.6	14	0
D. Bledsoe	1	3	3.0	3	0
S. Gash	1	1	1.0	1	0
Total	**24**	**84**	**3.5**	**14**	**0**

PASSING	ATT	CMP	YDS	S/YL	TD	LG	I
D. Bledsoe	26	15	207	1/8	0	51	0
D. Meggett	1	1	35	0/0	1	35	0
Total	**27**	**16**	**242**	**1/8**	**1**	**51**	**0**

RECEIVING	NO	YDS	AVG	LG	TD
S. Jefferson	4	71	17.8	25	0
K. Byars	3	58	19.3	51	0
T. Brown	3	46	15.3	35	1
B. Coates	3	39	13.0	18	0
C. Martin	2	18	9.0	13	0
S. Gash	1	10	10.0	10	0
Total	**16**	**242**	**15.1**	**51**	**1**

INTERCEPTIONS	NO	YDS	AVG	LG	TD
L. Whigham	2	60	30.0	60	1
J. Hitchcock	1	100	100.0	100	1
Total	**3**	**160**	**53.3**	**100**	**2**

PUNTING	NO	YDS	AVG	TB	IN20	LG
T. Tupa	2	88	44.0	0	0	45
Total	**2**	**88**	**44.0**	**0**	**0**	**45**

Game Weather: Cloudy, flurries, drizzle. Temp.: 35 deg. Humidity: 92 Wind: N 10 mph
Attendance: 59,002. Time: 3:04

New England 20, Indianapolis 17

November 30, 1997 • Foxboro Stadium

The New England Patriots (8-5) improved their divisional record to 6-1 with a 20-17 victory over the Indianapolis Colts. The Patriots scored on their opening possession, converting a Willie Clay fumble recovery into a 10-play, 44-yard touchdown drive. Todd Collins forced a Marshall Faulk fumble on the Colts' opening drive and it was recovered by Clay at the Colts' 44-yard line. The Patriots took advantage of the opportunity and a 7-0 lead in the game when Drew Bledsoe connected with Sam Gash for a 3-yard touchdown. The Colts responded with a 69-yard scoring drive of their own, capped by a Cary Blanchard 24-yard field goal. On the ensuing possession, the Patriots drove 47 yards in 12 plays, highlighted by key third down conversions by Ben Coates and Shawn Jefferson, for an Adam Vinatieri 32-yard field goal and a 10-3 lead early in the second quarter. The two teams exchanged punts before the Colts drove into scoring position late in the half, but failed to convert a 42-yard field goal attempt with a minute to play. The Patriots took advantage of their field position, driving 36 yards in 56 seconds to put Vinatieri in position to convert a 48-yard field goal and a 13-3 lead as time expired at the half. The Colts pulled to within three when QB Jim Harbaugh connnected with Aaron Bailey on an 18-yard scoring strike in the third quarter. David Meggett gave the Patriots a spark with a 47-yard punt return at the end of the third quarter. Two plays later, the Patriots took a 20-10 lead after Bledsoe hit Troy Brown in the end zone for an 18-yard touchdown. A late touchdown pass from Harbaugh to Sean Dawkins pulled the Colts to within three with 1:14 remaining in the game, but it was too little, too late, and the Patriots held on to a 20-17 victory.

FIELD GOALS (made(_) and missed)

C. Blanchard (24) 42 wl

A. Vinatieri (32) (48)

	1	2	3	4	OT	F
IND	3	0	7	7	-	17
NE	7	6	0	7	-	20

TEAM	SCORING PLAY
NE	S. Gash 3-yard pass from Bledsoe (Vinatieri kick)
IND	C. Blanchard 24-yard field goal
NE	A. Vinatieri 32-yard field goal
NE	A. Vinatieri 48-yard field goal
IND	A. Bailey 18 pass from Harbaugh (Blanchard kick)
IND	Dawkins 11 pass from Harbaugh (Blanchard kick)

TEAM TOTALS	IND	NE
First Downs	23	17
Net Yards	403	258
Offensive Plays	71	60
Rushes-Yards	26-118	25-71
Net Yards Passing	285	187
Att.-Comp.-Int.	41-22-0	33-20-0
Sacks Allowed	4-25	2-17
Punts-Average	3-44.7	5-51.2
Penalties-Yards	5-34	10-65
Fumbles-Lost	1-1	0-0
Time of Possession	33:23	26:37

Final Individual Statistics

INDIANAPOLIS COLTS

RUSHING	ATT	YDS	AVG	LG	TD
M. Faulk	12	44	3.7	10	0
J. Harbaugh	3	33	11.0	16	0
Z. Crockett	7	23	3.3	8	0
L. Warren	4	18	4.5	8	0
Total	**26**	**118**	**4.5**	**16**	**0**

PASSING	ATT	CMP	YDS	S/YL	TD	LG	I
J. Harbaugh	41	22	310	4/25	2	51	0
Total	**41**	**22**	**310**	**4/25**	**2**	**51**	**0**

RECEIVING	NO	YDS	AVG	LG	TD
S. Dawkins	7	120	17.1	51	1
B. Stablein	4	36	9.0	12	0
M. Faulk	3	43	14.3	23	0
M. Harrison	3	40	13.3	15	0
A. Bailey	2	28	14.0	18	1
K. Dilger	1	20	20.0	20	0
L. Warren	1	20	20.0	20	0
T. Glenn	1	3	3.0	3	0
Total	**22**	**310**	**14.1**	**51**	**2**

INTERCEPTIONS	NO	YDS	AVG	LG	TD
Total	**0**	**0**	**0.0**	**0**	**0**

PUNTING	NO	YDS	AVG	TB	IN20	LG
C. Gardocki	3	134	44.7	1	0	53
Total	**3**	**134**	**44.7**	**1**	**0**	**53**

NEW ENGLAND PATRIOTS

RUSHING	ATT	YDS	AVG	LG	TD
C. Martin	20	66	3.3	10	0
D. Meggett	2	4	2.0	2	0
D. Bledsoe	3	1	0.3	4	0
Total	**25**	**71**	**2.8**	**10**	**0**

PASSING	ATT	CMP	YDS	S/YL	TD	LG	I
D. Bledsoe	33	20	204	2/17	2	28	0
Total	**33**	**20**	**204**	**2/17**	**2**	**28**	**0**

RECEIVING	NO	YDS	AVG	LG	TD
B. Coates	5	41	8.2	17	0
S. Jefferson	4	74	18.5	28	0
T. Brown	3	35	11.7	18	1
C. Martin	3	17	5.7	10	0
V. Brisby	2	25	12.5	17	0
S. Gash	2	10	5.0	7	1
K. Byars	1	2	2.0	2	0
Total	**20**	**204**	**10.2**	**28**	**2**

INTERCEPTIONS	NO	YDS	AVG	LG	TD
Total	**0**	**0**	**0.0**	**0**	**0**

PUNTING	NO	YDS	AVG	TB	IN20	LG
T. Tupa	5	256	51.2	3	1	55
Total	**5**	**256**	**51.2**	**3**	**1**	**55**

Game Weather: Cloudy, possible rain. Temp: 48 Humidity: 59
Wind: W 5 mph Attendance: 58,507. Time:3:00

New England 26, Jacksonville 20

December 7, 1997 • Alltell Stadium

The New England Patriots (9-5) defeated the AFC Central Division leading Jacksonville Jaguars (9-5), 26-20, in front of 73,446 fans at Alltell Stadium. The Patriots reported two offensive stars among their inactives, WR Terry Glenn and RB Curtis Martin, yet were able to score on their first three possessions. The Patriots won the coin toss and took the opening drive 42 yards on eight plays to set up Adam Vinatieri's first of five field goal attempts on the day. He converted from 44 yards and gave the Patriots a 3-0 lead. Jacksonville's opening drive ended abruptly when CB Steve Israel sacked Mark Brunell and forced a fumble at the Jaguars' 48-yard line. Bledsoe took advantage of the turnover, converting it into a touchdown with a 9-yard strike to Troy Brown. On the ensuing kickoff, Jaguars return man Reggie Barlow was met by Vernon Crawford and severed of the ball at the Jag's 27-yard line. The Patriots recovered and converted the turnover into a 41-yard field goal and a 13-0 first quarter lead. The Jaguars only score of the half came on a 20-yard strike from Brunell to Keenan McCardell, leaving just 1:16 remaining in the half. Bledsoe led the Patriots on a 9-play, 78-yard scoring drive, capped by a 5-yard touchdown pass to Ben Coates to take a 20-7 lead at the half. They built their lead to 23-7 in the third when Vinatieri split the uprights from 33 yards out. A fourth quarter touchdown pass from Brunell to McCardell pulled the Jags to within 10, 23-13, after their 2-point attempt failed. The Patriots recovered the ensuing onside kick and added Vinatieri's fourth field goal of the day to give the Patriots a 26-13 lead with just 2:30 remaining in the game. But, the Jaguars pulled back to within a touchdown when Barlow returned the ensuing kickoff 92 yards for a touchdown. The Patriots were unable to convert a first down to run out the clock on their final possession. Vinatieri's fifth field goal attempt of the day sailed wide left and gave the Jags life with just :28 remaining in the game. A last second, desperation heave by Brunell sailed 70 yards in the air, but was batted down by two Patriots defenders at the goal line and the Patriots held on to preserve the win.

FIELD GOALS (made(_) and missed)

A. Vinatieri (44) (41) (33) (39) 32 wl

M. Hollis 44 WL

	1	2	3	4	OT	F
NE	13	7	3	3	-	26
JACK	0	7	0	13	-	20

TEAM	SCORING PLAY
NE	A. Vinatieri 44-yard field goal
NE	T. Brown 9-yard pass from Bledsoe (Vinatieri kick)
NE	A. Vinatieri 41-yard field goal
JACK	K. McCardell 20-yard pass from Brunell (Hollis kick)
NE	B. Coates 5-yard pass from Bledsoe (Vinatieri kick)
NE	A. Vinatieri 33-yard field goal
JACK	K. McCardell 12-yd pass from Brunell (2-pt failed)
NE	A. Vinatieri 39-yard field goal
JACK	R. Barlow 92-yard kickoff return (Hollis kick)

TEAM TOTALS	NE	JACK
First Downs	17	23
Net Yards	282	341
Offensive Plays	57	73
Rushes-Yards	20-55	27-101
Net Yards Passing	227	234
Att.-Comp.-Int.	35-26-0	42-25-0
Sacks Allowed	2-7	4-17
Punts-Average	4-41.5	3-38.3
Penalties-Yards	5-31	9-63
Fumbles-Lost	1-0	2-1
Time of Possession	27:31	32:29

Final Individual Statistics

NEW ENGLAND PATRIOTS

RUSHING	ATT	YDS	AVG	LG	TD
D. Meggett	5	22	4.4	10	0
M. Grier	10	20	2.0	6	0
D. Cullors	2	9	4.5	5	0
S. Gash	2	4	2.0	3	0
D. Bledsoe	1	0	0.0	0	0
Total	**20**	**55**	**2.8**	**10**	**0**

PASSING	ATT	CMP	YDS	S/YL	TD	LG	I
D. Bledsoe	35	26	234	2/7	2	27	0
Total	**35**	**26**	**234**	**2/7**	**2**	**27**	**0**

RECEIVING	NO	YDS	AVG	LG	TD
B. Coates	6	54	9.0	27	1
S. Gash	6	46	7.7	14	0
D. Meggett	5	39	7.8	15	0
V. Brisby	4	58	14.5	26	0
T. Brown	3	26	8.7	11	1
S. Jefferson	1	9	9.0	9	0
K. Byars	1	2	2.0	2	0
Total	**26**	**234**	**9.0**	**27**	**2**

INTERCEPTIONS	NO	YDS	AVG	LG	TD
Total	**0**	**0**	**0.0**	**0**	**0**

PUNTING	NO	YDS	AVG	TB	IN20	LG
T. Tupa	4	166	41.5	0	1	50
Total	**4**	**166**	**41.5**	**0**	**1**	**50**

JACKSONVILLE JAGUARS

RUSHING	ATT	YDS	AVG	LG	TD
N. Means	15	51	3.4	10	0
M. Brunell	6	41	6.8	14	0
J. Stewart	5	22	4.4	12	0
W. Jackson	1	-7	-7.0	-7	0
Total	**27**	**107**	**4.0**	**14**	**0**

PASSING	ATT	CMP	YDS	S/YL	TD	LG	I
M. Brunell	42	25	251	4/17	2	34	0
Total	**42**	**25**	**251**	**4/17**	**2**	**34**	**0**

RECEIVING	NO	YDS	AVG	LG	TD
K. McCardell	11	152	13.8	34	2
J. Smith	5	51	10.2	16	0
P. Mitchell	3	23	7.7	11	0
J. Stewart	3	5	1.7	4	0
T. Hallock	1	8	8.0	8	0
W. Jackson	1	7	7.0	7	0
N. Means	1	5	5.0	5	0
Total	**25**	**251**	**10.0**	**34**	**2**

INTERCEPTIONS	NO	YDS	AVG	LG	TD
Total	**0**	**0**	**0.0**	**0**	**0**

PUNTING	NO	YDS	AVG	TB	IN20	LG
B. Barker	3	115	38.3	0	2	41
Total	**3**	**115**	**38.3**	**0**	**2**	**41**

Game Weather: Sunny with high clouds. Temp: 49 Wind: NW 7 mph
Attendance: 73,446. Time: 2:57

Pittsburgh 24, New England 21 (OT)

December 13, 1997 • Foxboro Stadium

The New England Patriots (9-6) dropped a 24-21 overtime decision to the Pittsburgh Steelers (11-4) at Foxboro Stadium. It was just the second game the Patriots lost at home all year. Leading 21-13 just over two minutes remaining in the game, Drew Bledsoe saw a screen pass intended for David Meggett intercepted by Steelers defensive end Kevin Henry near midfield, who returned it 36 yards to put the Steelers in scoring range. The Steelers capitalized with a touchdown pass from Kordell Stewart to Mark Bruener and tied the game with a two-point conversion to send the game into overtime. In the overtime period, the Steelers won the toss and took their only possession 61 yards down-field to set up the game-winning Norm Johnson field goal. Three Patriots starters—WR Terry Glenn (hamstring), RB Curtis Martin (shoulder) and DT Mark Wheeler (hamstring)—missed the game due to injuries, yet the Patriots took control of the game early when they converted two second quarter interceptions into touchdowns for a 14-0 lead. The Steelers closed the gap late in the first half and opened the second half capping a 62-yard drive with a 36-yard field goal to pull within four, 14-10. An interception thrown by Bledsoe late in the third quarter snapped a streak of 120 consecutive attempts without an interception and led to another Johnson field goal as the Steelers pulled within one, 14-13. On the ensuing drive, David Meggett grabbed a pass from Bledsoe and rumbled 49 yards for a touchdown on sheer will and determination to give the Patriots an 8-point lead in the fouth quarter. Nearing the two-minute warning, the Patriots appeared to have clinched a victory when they converted a 3rd-and-8 situation with a 13-yard pass to Troy Brown. After two rushes, the Patriots faced another 3rd-and-7 situation with 2:10 remaining, but their pass attempt was intercepted, as were their hopes for a first-round playoff bye.

FIELD GOALS (made(_) and missed)

N. Johnson (36) (34) (31)

	1	2	3	4	OT	F
PIT	0	7	3	11	3	24
NE	0	14	0	7	0	21

TEAM	SCORING PLAY
NE	B. Coates 18-yard pass frm Bledsoe (Vinatieri kick)
NE	S. Gash 1-yard pass from Bledsoe (Vinatieri kick)
PIT	K. Stewart 1-yard run (Johnson kick)
PIT	N. Johnson 36-yard field goal
PIT	N. Johnson 34-yard field goal
NE	D. Meggett 49-yd pass frm Bledsoe (Vinatieri kick)
PIT	M. Bruener 1-yd pass Stewart (Thigpen-Stewart pass)
PIT	N. Johnson 31-yard field goal goal

TEAM TOTALS	PIT	NE
First Downs	22	15
Net Yards	494	253
Offensive Plays	88	54
Rushes-Yards	40-138	18-42
Net Yards Passing	266	211
Att.-Comp.-Int.	48-26-2	36-21-2
Sacks Allowed	0-0	0-0
Punts-Average	5-43.0	6-44.5
Penalities-Yards	10-72	5-35
Fumbles Lost	1-0	0-0
Time of Possession	41:04	23:39

Final Individual Statistics

PITTSBURGH STEELERS

RUSHING	ATT	YDS	AVG	LG	TD
J. Bettis	28	80	2.9	16	0
K. Stewart	10	57	5.7	20	1
G. Jones	2	1	0.5	1	0
Total	**40**	**138**	**3.5**	**20**	**1**

PASSING	ATT	CMP	YDS	S/YL	TD	LG	I
K. Stewart	48	26	266	0/0	1	41	2
Total	**48**	**26**	**266**	**0/0**	**1**	**41**	**2**

RECEIVING	NO	YDS	AVG	LG	TD
C. Johnson	6	87	14.5	29	0
C. Hawkins	5	77	15.4	41	0
Y. Thigpen	5	45	9.0	11	0
M. Bruener	5	43	8.6	16	1
J. Bettis	4	12	3.0	8	0
G. Jones	1	2	2.0	2	0
Total	**26**	**266**	**10.2**	**41**	**1**

INTERCEPTIONS	NO	YDS	AVG	LG	TD
K. Henry	1	36	36.0	36	0
D. Perry	1	18	18.0	18	0
Total	**2**	**54**	**27.0**	**36**	**0**

PUNTING	NO	YDS	AVG	TB	IN20	LG
J. Miller	5	215	43.0	0	2	54
Total	**5**	**215**	**43.0**	**0**	**2**	**54**

Game Weather: Clear, windy. Temp: 42 Humidity: 57 Wind: W 10 mph
Attendance: 60,013. Time: 3:16

NEW ENGLAND PATRIOTS

RUSHING	ATT	YDS	AVG	LG	TD
D. Cullors	5	19	3.8	8	0
M. Grier	6	14	2.3	4	0
D. Meggett	4	8	2.0	4	0
S. Gash	1	2	2.0	2	0
D. Bledsoe	2	-1	-0.5	0	0
Total	**18**	**42**	**2.3**	**8**	**0**

PASSING	ATT	CMP	YDS	S/YL	TD	LG	I
D. Bledsoe	36	21	211	0/0	3	49	2
Total	**36**	**21**	**211**	**0/0**	**3**	**49**	**2**

RECEIVING	NO	YDS	AVG	LG	TD
S. Jefferson	5	57	11.4	17	0
B. Coates	5	39	7.8	18	1
D. Meggett	4	66	16.5	49	1
T. Brown	3	32	10.7	13	0
V. Brisby	1	9	9.0	9	0
K. Byars	1	5	5.0	5	0
D. Cullors	1	2	2.0	2	0
S. Gash	1	1	1.0	1	1
Total	**21**	**211**	**10.0**	**49**	**3**

INTERCEPTIONS	NO	YDS	AVG	LG	TD
L. Milloy	1	15	15.0	15	0
W. Clay	1	0	0.0	0	0
Total	**2**	**15**	**7.5**	**15**	**0**

PUNTING	NO	YDS	AVG	TB	IN20	LG
T. Tupa	6	267	44.5	1	3	57
Total	**6**	**267**	**44.5**	**1**	**3**	**57**

New England 14, Miami 12

December 22, 1997 • Pro Player Stadium

The New England Patriots (10-6) claimed consecutive AFC East division titles for the first time in franchise history after defeating the Miami Dolphins (9-7). Running back David Meggett, who was recovering from a hamstring injury, provided the spark that ignited the Patriots offense in the second half. Trailing 6-0 in the third quarter, the Patriots faced 3rd-and-7 from the Dolphins 22-yard line. Drew Bledsoe found Meggett, who turned upfield for the first down ... and then some. He dashed by would-be tacklers and carried Dolphin defenders to the two-yard line for a 20-yard gain. On the very next play, Marrio Grier scored from 2 yards out for the Patriots first lead of the game midway through the third. On the opening drive in the fourth quarter, it was Meggett once again providing the offensive lift, capping a six-play, 55-yard drive with a 5-yard run that proved to be the game-winning touchdown. The Dolphins scored on their next possession in the fourth quarter and had an opportunity to tie the game with a two-point conversion, but a holding penalty nullified a successful attempt by Karim Abdul-Jabbar. The Dolphins second attempt at a two-point conversion failed and the Patriots retained a 14-12 edge with just 3:46 remaining in the game. The Patriots offense was unable to convert a critical third down and was forced to punt back to the Dolphins, giving Marino a chance to direct another come-from-behind victory late in the game. That comeback was thwarted when a desperation pass by Marino on 4th-and-15 was picked off by Lawyer Milloy at the Patriots 45-yard line. With the victory, the Patriots improved to 7-1 in the division, their best mark since 1986.

FIELD GOALS (made(_) and missed)

O. Mare (50) (41) 51 WR

	1	2	3	4	OT	F
NE	0	0	7	7	-	14
MIA	3	3	0	6	-	12

TEAM	SCORING PLAY
MIA	O.Mare 50-yard field goal
MIA	O.Mare 41-yard field goal
NE	M. Grier 2-yard run (Vinatieri kick)
NE	D. Meggett 5-yard run (Vinatieri kick)
MIA	L. Thomas 8-yard pass from Marino (2-point failed)

TEAM TOTALS	NE	MIA
First Downs	10	17
Net Yards	207	285
Offensive Plays	45	68
Rushes-Yards	17-47	20-42
Net Yards Passing	160	243
Att.-Comp.-Int.	26-18-1	44-28-1
Sacks Allowed	2-13	4-32
Punts-Average	7-46.6	5-43.6
Penalties-Yards	2-10	8-76
Fumbles-Lost	2-1	2-0
Time of Possession	23:53	36:07

Final Individual Statistics

NEW ENGLAND PATRIOTS

RUSHING	ATT	YDS	AVG	LG	TD
D. Cullors	10	29	2.0	6	0
D. Meggett	3	9	3.0	5	1
D. Bledsoe	3	7	2.3	7	0
M. Grier	1	2	2.0	2	1
Total	**17**	**47**	**2.8**	**7**	**2**

PASSING	ATT	CMP	YDS	S/YL	TD	LG	I
D. Bledsoe	26	18	173	2/13	0	22	1
Total	**26**	**18**	**173**	**2/13**	**0**	**22**	**1**

RECEIVING	NO	YDS	AVG	LG	TD
S. Jefferson	7	76	10.9	22	0
B. Coates	4	28	7.0	9	0
D. Meggett	3	29	9.7	20	0
K. Byars	2	25	12.5	22	0
V. Brisby	1	9	9.0	9	0
D. Cullors	1	6	6.0	6	0
Total	**18**	**173**	**9.6**	**22**	**0**

INTERCEPTIONS	NO	YDS	AVG	LG	TD
L. Milloy	1	0	0.0	0	0

PUNTING	NO	YDS	AVG	TB	IN20	LG
T. Tupa	7	326	46.6	0	4	65
Total	**7**	**326**	**46.6**	**0**	**4**	**6**

Game Weather: Partly cloudy. Temp: 74 Humidity: 90
Wind: E 7 mph
Attendance: 74,379. Time: 2:59

MIAMI DOLPHINS

RUSHING	ATT	YDS	AVG	LG	TD
K. Abdul-Jabbar	13	33	2.5	8	0
L. Phillips	5	8	1.6	3	0
J. McPhail	1	3	3.0	3	0
D. Marino	1	-2	-2.0	-2	0
Total	**20**	**42**	**2.1**	**8**	**0**

PASSING	ATT	CMP	YDS	S/YL	TD	LG	I
D. Marino	44	28	275	4/32	1	27	1
Total	**44**	**28**	**275**	**4/32**	**1**	**27**	**1**

RECEIVING	NO	YDS	AVG	LG	TD
L. Thomas	6	64	10.7	16	1
K. Abdul-Jabbar	6	60	10.0	27	0
O.J. McDuffie	4	48	12.0	20	0
J. McPhail	3	15	5.0	8	0
B. Perriman	2	29	14.5	17	0
B. Parmalee	2	25	12.5	17	0
R. Potts	2	14	7.0	12	0
S. Pritchett	2	11	5.5	10	0
T. Drayton	1	9	9.0	9	0
Total	**28**	**275**	**9.8**	**27**	**1**

INTERCEPTIONS	NO	YDS	AVG	LG	TD
T. Buckley	1	7	7.0	7	0
Total	**1**	**7**	**7.0**	**7**	**0**

PUNTING	NO	YDS	AVG	TB	IN20	LG
J. Kidd	5	218	43.6	1	1	51
Total	**5**	**218**	**43.6**	**1**	**1**	**51**

Pro Football Hall Of Fame

There are currently two former Patriots who have been inducted into the Pro Football Hall of Fame and nine former Patriots who have been inducted into the Patriots Hall of Fame. Of those, six players have had their uniform numbers retired – Gino Cappelletti (20), Mike Haynes (40), Steve Nelson (57), John Hannah (73), Jim Lee Hunt (79) and Bob Dee (89).

#73 John Hannah • G • Alabama • Inducted to Pro Football Hall of Fame in 1991 • Inducted to Patriots Hall of Fame in 1991

Hannah played his entire career with the Patriots, from 1973 through the Super Bowl season of 1985 ... he was regarded by many as the greatest guard to ever play the game and was the first Patriot player inducted into the Professional Football Hall of Fame ... he was one of two Patriots voted to the NFL's 75th anniversary team ... he played in 183 games, which ranks fourth in franchise history ... he only missed five games due to injuries during his 13-year career ... he was selected to nine Pro Bowls (1976, 1978-85), a Patriots team record ... he was called "The Greatest Offensive Lineman of All Time" by *Sports Illustrated* in their Aug. 3, 1981 cover story ... he was elected by his peers as the Offensive Lineman of the Year for four straight seasons (1978-81) ... he powered an offensive line which helped set an NFL record with 3,165 rushing yards in 1978 – a record which has not been challenged in 17 seasons ... he was the first rookie offensive lineman in franchise history to start in his NFL debut ... the Alabama product played for the legendary Coach Paul "Bear" Bryant and was drafted fourth overall by the Patriots in the 1973 NFL draft.

#40 Michael Haynes • CB • Arizona State • Inducted to Pro Football Hall of Fame in 1997 • Inducted to Patriots Hall of Fame in 1994

Played for the Patriots from 1976-82 ... selected to the NFL's 75th Anniversary team and All-NFL Team of the 1980s ... he was voted to two All-Pro teams, six All-AFC teams and the All-Rookie team during his Patriots career ... he was known for his tenacious man-to-man coverage ... he currently ranks second among the team's all-time leading punt returners with 111 for 1,159 yards (10.4 avg.) and fifth with 28 career interception ... he was named to six Pro Bowls (1976-80 and 1982) in seven seasons ... he was the first player in Patriots history to return a punt for a touchdown – 89 yards vs. Buffalo (11/7/76) ... he ranks third in NFL record book with 608 punt return yards by a rookie and established seven new punt return records for the Patriots his rookie season ... he was voted *The Sporting News* AFC Rookie of the Year in 1976 ... the Arizona State product was drafted fifth overall in the 1976 NFL draft.

Haynes' Patriots Statistics

	Interceptions				Punt Returns			
Years	Games	No.	Yds	Tds	No.	Yds	Avg.	Tds
1976-82	90	28	393	1	111	1,159	10.4	2

Patriots Hall Of Fame

#85 Nick Buoniconti • LB • Notre Dame • Inducted in 1992

Played seven years for the Patriots from 1962-68 ... he was a perennial AFL All-Star, appearing in five games during his Patriots career (1963-67)... in 1966, he received the most votes and was a consensus All-Star selection ... he currently ranks seventh overall in Patriots history with 24 career interceptions ... former Kansas City Chief QB Len Dawson said of Buoniconti, "If you are lucky enough to knock him down, you have to lay on him or he'll get right back into the play" ... the Springfield, Mass. native took night classes during the season at Suffolk University and received his law degree in 1968.

Buoniconti's Patriots Statistics

Years	Games	Ints.	Yards	Sacks
1962-68	91	24	223	18.0

#20 Gino Cappelletti • WR/K • Minnesota • Inducted in 1992

Cappelletti was an original Patriot who played for the Patriots from 1960-70 ... he is the Patriots' all-time leading scorer with 1,130 points (42 TDs, 176 FGs and 342 PATs), which ranks 17th among the NFL's all-time leading scorers ... he was one of only three men to play every game in the 10-year history of the AFL ... he led the AFL in scoring five times and holds two of the top five scoring seasons in NFL history – 155 points in 1964 and 147 points in 1961 ... he currently ranks fourth among the Patriots' all-time leading receivers with 292 catches for 4,589 yards ... he holds the Patriots' record for extra points attempted (353), made (342), field goals attempted (333) and field goals made (176) ... he was a five-time AFL All-Star and is currently the Patriots' color analyst on the WBCN's Patriots Rock Radio Network.

Cappelletti's Patriots Statistics

Years	Recp.	Yards	TDs	XPM	FGM	Points
1960-70	292	4,589	42	342	176	1,130

#89 Bob Dee • DE • Holy Cross • Inducted in 1993

Played for the Patriots from 1960-67 ... he was one of the ironmen of the AFL, never missing a game during his eight-year career and starting 112 consecutive games ... entering the 1997 season, he ranks 13th on Patriots' all-time sack list with 27.5 ... despite the equipment improvements over the years, Dee was a superstitious player who chose to wear the same helmet throughout his career (105 of 112 games) ... scored the first touchdown in AFL history when he dove onto a fumble in the end zone in a preseason contest vs. Buffalo 7/30/60 ... he was voted to five AFL All-Star teams (1961, 1963-65).

Dee's Patriots' Statistics

Years	Games	Sacks
1960-67	112	27.5

Patriots Hall Of Fame (cont.)

#14 Steve Grogan • QB • Kansas State • Inducted in 1995

Played in 149 games during his 16-year playing career from 1975-1990 ... he is the Patriots' all-time career passing leader with 3,593 attempts, 1,879 completions, 26,886 yards and 182 touchdowns ... he also rushed for 2,164 yards (4.9 avg.) and 35 touchdowns during his career ... his 35 rushing touchdowns rank third in Patriots history ... he also ranks third in club history with 12 rushing touchdowns in a season (1976) ... he holds the Patriots' single-game record with a 227.8 quarterback rating, which he achieved by completing 13 of 18 passes for 315 yards and 5 touchdowns and no interceptions (9/9/79 vs. NY Jets) ... despite playing quarterback, he was still revered as one of the hardest hitters and toughest Patriots in franchise history.

Grogan's Patriots Statistics

	Passing					Rushing		
Years	Att	Comp	Yds	TD	Int	Rush	Yds	TD
1975-90	3,593	1,879	26,886	182	208	445	2,176	35

#79 Jim Lee Hunt • DT • Prairie View • Inducted in 1993

Nicknamed "Earthquake" by his teammates ... he played in 141 games during his 12-year Patriots career (1960-71) and was one of the original Patriots ... he was voted to four AFL All-Star games (1961, 1966-67 and 1969) ... he currently ranks 12th on the Patriots all-time sack list with 29.0 ... he was voted "the best pass rushing tackle in the AFL," by AFL scouts in 1967 ... at 5-feet-11-inches and 255 pounds, Hunt possessed great size and speed in his era ... he once intercepted a pass and out-ran running backs Billy Cannon and Charley Taylor on a 79-yard touchdown return.

Hunt's Patriots Statistics

Years	Games	Sacks
1960-71	141	29.0

#57 Steve Nelson • LB • North Dakota St. • Inducted in 1993

Played for the Patriots from 1974-87 ... he was the nucleus of Patriots defense for 14 years ... he was voted to three Pro Bowls (1981, 1985-86) ... he played in 174 games, which ranks sixth in franchise history ... he recorded over 100 tackles nine times during his career and finished with 1,776 tackles, an average of 10.2 per game ... he currently ranks 16th overall in Patriots history with 20.0 career sacks ... he registered 17 career interceptions, including five in 1978 ... he led the team in tackles in eight of his 14 seasons ... in 1984, he posted a career-high 207 total tackles, an unofficial team record ... he was credited with a career-high 22 stops vs. NY Jets (9/19/82).

Nelson's Patriots Statistics

Years	Games	Sacks	Ints.	Yds
1974-87	174	20.0	17	226

#15 Vito "Babe" Parilli • QB • Kentucky • Inducted in 1993

Played for the Patriots from 1961-67 ... he enters the 1997 season ranked second among the Patriots' all-time career passing leaders with 16,747 yards and 132 touchdowns on 2,413 attempts ... his 1,140 career completions currently ranks third ... he threw for over 20,000 yards during his NFL career ... he established nearly every Patriots passing record during the 1960s and still holds the single-season touchdown record with 31 touchdown passes in 1964 ... he was voted to three AFL All-Star teams (1963-64 and 1966) and earned the AFL's Comeback Player of the Year honor in 1966.

Parilli's Patriots Statistics

Years	Att	Comp	Yds	TD	Int
1961-67	2,413	1,140	16,747	132	138

Retired Numbers

Six of the nine players who have been inducted into the Patriots Hall of Fame have had their uniform numbers retired – Gino Cappelletti (20), Mike Haynes (40), Steve Nelson (57), John Hannah (73), Jim Lee Hunt (79) and Bob Dee (89).

20 GINO CAPPELLETTI • WR / K • Minnesota

40 MIKE HAYNES • CB • Arizona State

57 STEVE NELSON • LB • North Dakota State

73 JOHN HANNAH • G • Alabama

79 JIM LEE HUNT • TE • Prairie View

89 BOB DEE • DE • Holy Cross

Mike Haynes

Gino Cappelletti

Patriots 35th Anniversary Team

In 1994, a panel of local media members selected the Patriots' 35th Anniversary Team. There are 11 offensive players, 12 defensive players and three specialists listed below.

OFFENSE

Position	Player	Years Played
Quarterback	Steve Grogan	1975-90
Running Back	Jim Nance	1965-71
Running Back	Sam Cunningham	1973-79, 81-82
Wide Receiver	Stanley Morgan	1977-89
Wide Receiver	Gino Cappelletti	1960-70
Tight End	Russ Francis	1975-80, 87-88
Tackle	**Bruce Armstrong**	**1987-present***
Tackle	Tom Neville	1965-77
Guard	John Hannah	1973-85
Guard	Sam Adams	1972-80
Center	Jon Morris	1964-74

DEFENSE

Position	Player	Years Played
Defensive End	Julius Adams	1971-79, 85-87
Defensive End	Larry Eisenhauer	1961-69
Defensive Tackle	Houston Antwine	1961-71
Defensive Tackle	Jim Lee Hunt	1960-71
Linebacker	Andre Tippett	1982-93
Linebacker	Nick Buoniconti	1962-68
Linebacker	Steve Nelson	1974-87
Linebacker	Sam Hunt	1974-79
Cornerback	Mike Haynes	1976-82
Cornerback	Raymond Clayborn	1977-89
Safety	Fred Marion	1982-91
Safety	Ron Hall	1961-67

SPECIALISTS

Position	Player	Years Played
Kicker	Gino Cappelletti	1960-70
Punter	Rich Camarillo	1981-87
Specialist	Mosi Tatupu	1978-90

WR Stanley Morgan

DE Julius Adams

Patriots All-AFL 10-Year Anniversary Team

The first All-Time Patriots team was voted on by the Patriots fans. The ballots were tallied on November 27, 1971 and announced during halftime of the 1971 season finale.

OFFENSE

Position	Player	Years Played
Quarterback	Vito "Babe" Parilli	1961-67
Fullback	Jim Nance	*1965-71
Running Back	Larry Garron	1960-68
Wide Receiver	Jim Colclough	1960-68
Wide Receiver	Art Graham	1963-69
Tight End	Jim Whalen	1965-69
Tackle	Charlie Long	1961-69
Tackle	Tom Neville	1965-77
Guard	Billy Neighbors	1962-65
Guard	Len St. Jean	1964-73*
Center	Jon Morris	1964-74*

DEFENSE

Position	Player	Years Played
Defensive End	Bob Dee	1960-67
Defensive End	Larry Eisenhauer	1961-69
Defensive Tackle	Houston Antwine	*1961-71
Defensive Tackle	Jim Lee Hunt	*1960-71
Outside Linebacker	Tom Addison	1960-67
Outside Linebacker	Ed Philpott	*1966-71
Middle Linebacker	Nick Buoniconti	1962-68
Cornerback	Chuck Shonta	1960-67
Cornerback	Daryl Johnson	*1968-71
Safety	Don Webb	*1962-71
Safety	Ron Hall	1961-67

SPECIALISTS

Position	Player	Years Played
Kicker	Gino Cappelletti	1960-70
Punter	Tom Yewcic	1961-67

** denotes active status at time of selection*

WR Jim Colclough

DE Larry Eisenhauer

Patriots In The Pro Bowl

1960 (0)
No game played

1961 (7)
LB Tom Addison (1)
DB Fred Bruney (1)
WR Gino Cappelletti (1)
DE Bob Dee (1)
HB Larry Garron (1)
DT Jim Hunt (1)
OG Charlie Leo (1)

1962 (6)
LB Tom Addison (2)
DB Fred Bruney (2)
DE Larry Eisenhauer (1)
WR Jim Colclough (1)
DB Dick Felt (1)
OT Charlie Long (1)

1963 (11)
LB Tom Addison (3)
DT Houston Antwine (1)
LB Nick Buoniconti (1)
WR Gino Cappelletti (2)
DE Bob Dee (2)
DE Larry Eisenhauer (2)
FB Larry Garron (2)
DB Ron Hall (1)
OG Charlie Long (2)
OG Billy Neighbors (1)
QB Babe Parilli (1)

1964 (9)
LB Tom Addison (4)
DT Houston Antwine (2)
LB Nick Buoniconti (2)
WR/K Gino Cappelletti (3)
DE Bob Dee (3)
DE Larry Eisenhauer (3)
RB Larry Garron (3)
OC Jon Morris (1)
QB Babe Parilli (2)

1965 (4)
DT Houston Antwine (3)
LB Nick Buoniconti (3)
DE Bob Dee (4)
OC Jon Morris (2)

1966 (11)
DT Houston Antwine (4)
LB Nick Buoniconti (4)
WR/K Gino Cappelletti (4)
DE Larry Eisenhauer (4)
DT Jim Lee Hunt (2)
OC Jon Morris (3)
FB Jim Nance (1)
OT Tom Neville (1)
QB Babe Parilli (3)
DB Chuck Shonta (1)
OG Len St. Jean (1)

1967 (7)
DT Houston Antwine (5)
LB Nick Buoniconti (5)
RB Larry Garron (4)
DT Jim Lee Hunt (3)
OC Jon Morris (4)
FB Jim Nance (2)
OT Don Oakes (1)

1968 (5)
DT Houston Antwine (6)
WR/K Gino Cappelletti (5)
CB Leroy Mitchell (1)
OC Jon Morris (5)
OT Tom Neville (2)

1969 (6)
RB Carl Garrett (1)
DT Jim Lee Hunt (4)
OC Jon Morris (6)
WR Ron Sellers (1)
QB Mike Taliaferro (1)
S Don Webb (1)

1970 (1)
OC Jon Morris (7)

1971-75 (0)
None

1976 (4)
TE Russ Francis (1)
OT Leon Gray (1)
OG John Hannah (1)
CB Mike Haynes (1)

1977 (2)
TE Russ Francis (2)
CB Mike Haynes (2)

1978 (5)
FB Sam Cunningham (1)
TE Russ Francis (3)
OT Leon Gray (2)
OG John Hannah (2)
CB Mike Haynes (3)

1979 (3)
OG John Hannah (3)
CB Mike Haynes (4)
WR Stanley Morgan (1)

1980 (7)
DE Julius Adams (1)
FS Tim Fox (1)
OG John Hannah (4)
CB Mike Haynes (5)
WR Stanley Morgan (2)
LB Steve Nelson (1)
PK John Smith (1)

1981 (1)
OG John Hannah (5)

1982 (2)
OG John Hannah (6)
CB Mike Haynes (6)

1983 (5)
CP Rich Camarillo (1)
CB Ray Clayborn (1)
RB Tony Collins (1)
OG John Hannah (7)
OT Brian Holloway (1)

1984 (4)
OG John Hannah (8)
OT Brian Holloway (2)
LB Steve Nelson (2)
LB Andre Tippett (1)

1985 (8)
CB Ray Clayborn (2)
RT Irving Fryar (1)
OG John Hannah (9)
OT Brian Holloway (3)
RB Craig James (1)
FS Fred Marion (1)
LB Steve Nelson (3)
LB Andre Tippett (2)

1986 (5)
CB Ray Clayborn (3)
K Tony Franklin (1)
WR Stanley Morgan (3)
SpT Mosi Tatupu (1)
LB Andre Tippett (3)

1987 (2)
WR Stanley Morgan (4)
LB Andre Tippett (4)

1988 (3)
RB John Stephens (1)
LB Andre Tippett (5)
LB Johnny Rembert (1)

1989 (1)
LB Johnny Rembert (2)

1990 (1)
OT Bruce Armstrong (1)

1991 (2)
OT Bruce Armstrong (2)
TE Marv Cook (1)

1992 (1)
TE Marv Cook (2)

1993 (0)
none

1994 (3)
OT Bruce Armstrong (3)
QB Drew Bledsoe (1)
TE Ben Coates (1)

1995 (3)
OT Bruce Armstrong (4)
TE Ben Coates (2)
RB Curtis Martin (1)

1996 (6)
OT Bruce Armstrong (5)
QB Drew Bledsoe (2)
TE Ben Coates (3)
RB Curtis Martin (2)
RE Willie McGinest (1)
KR David Meggett (1)

1997 (5)
OT Bruce Armstrong (6)
QB Drew Bledsoe (3)
TE Ben Coates (4)
LB Chris Slade (1)
SpT Larry Whigham (1)

NOTE: The number shown in parentheses indicates the number of appearances in Pro Bowl play. From 1960-70, Patriots players played in the AFL All-Star Game. All dates listed following 1970 represent NFL Pro Bowl games. The year indicates the season in which the player was selected for Pro Bowl participation, but the game itself is played in the following January or February. For example, players selected in the 1995 season played in the 1996 Pro Bowl, but are listed under 1995.

Historical Dates

1959

Nov. 16 American Football League's eighth and final franchise is awarded to William H. Sullivan, Jr.
Nov. 22 Northwestern RB Ron Burton is selected as first draft choice and Syracuse RB Gerhardt Schwedes is made first territorial choice.
Dec. Mike Holovak is named director of player personnel. He is the first executive hired.
Dec. 20 Clemson QB Harvey White becomes the first player to sign a Boston Patriots contract.

1960

Feb. 8 Lou Saban is appointed first head coach.
Feb. 20 As the result of a public contest, the team nickname of Patriots is chosen. The Patriots also announce that the team colors will be red, white and blue.
April 1 Boston University Field is named as the Patriots' first home.
April 2 Patriots become first pro team in history to issue public stock.
April 19 Uniformed Patriot centering football (creative work of Boston/Worcester cartoonist Phil Bissell) is adopted as team logo.
July 4 Team opens first training camp at the University of Massachusetts, 350 players attended.
July 30 In the AFL's first ever preseason game, the Patriots defeat Buffalo 28-7 at War Memorial Stadium. Patriots DE Bob Dee recovered a fumble for the league's first touchdown.
Aug. 14 Patriots play their first home game ever at Harvard Stadium, a 24-14 loss to the Dallas Texans before 11,000 fans.
Sept. 9 In their first regular season game, the Patriots open with a 13-10 loss to Denver at B.U. Field before a crowd of 21,597.
Sept. 16 DB Chuck Shonta recovered a fumble on the final play of the game and ran for a touchdown to give the Patriots their first victory with a 28-24 advantage over the N.Y. Titans at the Polo Grounds in New York.

1961

Oct. 10 Mike Holovak replaces Lou Saban as head coach.
Oct. 20 The Patriots' game with the Buffalo Bills at Boston University is postponed due to the threat of a hurricane. The game was played two days later (10/22) and the Patriots scored a 52-21 victory.
Dec. 17 The Patriots ended the season with a 41-0 shutout over San Diego to finish with a 9-4-1 record, second in the AFL Eastern Division. The 41-point margin of victory remains the largest shutout victory in Patriots history.

1962

Sept. 16 Opened the season at Harvard Stadium and beat the Houston Oilers 34-21. The Patriots played the remainder of their games at Boston University Field.
Nov. 18 QB Babe Parilli suffers a broken collar bone in a game at Houston. The Patriots lost the game and their first-place standing in the division.
Dec. 12 The Oakland Raiders claim one of the AFL's most shocking upsets with a 20-0 victory over the Patriots in the season finale. It was the Raiders' only victory of the season and knocked the Patriots out of championship contention.

1963

Oct. 11 Patriots play their first game in Fenway Park and beat Oakland 20-14.
Dec. 28 With a 26-8 victory over Buffalo, the Patriots win the AFL's Eastern Division title in the league's only season-ending tie-breaker game.

1964

Jan. 5 The Patriots lose the AFL title game, 51-10, to the Chargers at San Diego.
Dec. 20 Gino Cappelletti finished the season with 155 total points, which still ranks third in NFL history.

1966

Rommie Loudd becomes the first African-American assistant coach in the AFL when Mike Holovak adds him to the Patriots' coaching staff prior to the 1966 season. The following season, Loudd was named director of player personnel.
Dec. 17 Jim Nance rushes for 78 yards against the New York Jets in the season finale giving him 1,458 yards rushing for the season, a Patriots single-season team record until 1995. Nance was later honored with the league's Most Valuable Player award.

1967

Aug. 13 Patriots played the Baltimore Colts of the NFL in a preseason game. It was the first time the Patriots had played an NFL team. The Patriots lost the game 33-3.
Dec. 17 Jim Nance finishes the season with 1,216 yards rushing and becomes the first player in AFL history to rush for over 1,000 yards in back-to-back seasons.

Historical Dates (cont.)

1968
Nov. 10 Gino Cappelletti became the first player in AFL history to score more than 1,000 points in his career. He reached the milestone on a 19-yard touchdown reception from Tom Sherman.

1969
Jan. 30 Patriots appoint Clive Rush as vice president and head coach.

1970
Feb. 1 The American and National Football League's announced their merger, forming a common league with 26 teams, 13 in the American football Conference and 13 in the National Football Conference.
April 4 Foxboro, Mass. selected as the new playing site for the Patriots.
Sept. 23 Official ground-breaking ceremonies begin for the construction of the Patriots' new stadium in Foxboro, Mass. The stadium opened nearly one year later.
Nov. 12 John Mazur replaces Clive Rush as head coach.

1971
Mar. 22 The Boston Patriots are renamed the New England Patriots.
Aug. 15 The Patriots make their debut at Schaefer Stadium in Foxboro. Gino Cappelletti kicked a 36-yard FG for the first points scored in the stadium as the Patriots topped the NY Giants 20-14 before 60,423 fans.

1972
Feb. 17 Made financial history by paying first cash dividend of 15 cents per share.

1973
Jan. 26 Chuck Fairbanks is named head coach and general manager.
Jan. 30 The Patriots solidify their franchise for years to come when they selected John Hannah (4th overall), RB Sam Cunningham (11th) and WR Darryl Stingley (19th) in the first round of the 1973 draft.

1975
Nov. 7 President William H. Sullivan, Jr. became the first majority owner in club history when he purchased additional voting stock to give him 88 percent of the franchise's voting stock.

1976
July 10 Patriots open their training camp for the first time at Bryant College in Smithfield, R.I. after spending the summers of 1969-75 at UMass/Amherst.
Dec. 5 Patriots defeat New Orleans 27-6 at Foxboro to qualify for their first NFL playoff appearance and their first playoff appearance since the 1963 AFL Championship game.
Dec. 8 Non-voting stockholders approve offer of $15 per share made by Billy Sullivan to purchase all non-voting stock.
Dec. 18 Lost AFC wild card playoff game to the eventual Super Bowl Champion Oakland Raiders, 24-21, in the final 10 seconds of play.

1977
Aug. 20 Work completed on installation of new surface (Super Turf) in Schaefer Stadium.

1978
Sept. 3 Mrs. William H. (Mary M.) Sullivan, Jr. elected to the Patriots board of directors.
Dec. 10 Patriots clinch their first outright divisional championship in the club's history with a last minute 26-24 victory over Buffalo at home.
Dec 31 Patriots lose 31-14 to Houston in first playoff game ever played in Foxboro.

1979
April 2 Patriots announce that head coach and general manager Chuck Fairbanks has been released from his contract to assume duties as head football coach at the University of Colorado.

Dec.16,1979
In a 27-23 victory over the Minnesota Vikings to close out the 1979 regular season, WR's Harold Jackson (top) and Stanley Morgan (bottom) became the first and second players, respectively, in Patriots history to surpass the 1,000-yard receiving single-season mark. Jackson finished the 1979 campaign with 1,013 yards and Morgan totaled 1,002.

Historical Dates (cont.)

Dec.12, 1982 The Patriots defeat the Miami Dolphins 3-0 in the infamous "Snow Plow Game." Mark Henderson used his snow plow and cleared a kicking surface on the Schaefer Stadium turf for John Smith. Smith then connected on a 33-yard field goal which would be the only scoring of the game.

April 6 Francis "Bucko" Kilroy's named general manager and former Patriots offensive coordinator Ron Erhardt is named the head coach.
Sept. 3 Former Patriots wide receiver Darryl Stingley is named Executive Director of Player Personnel.
Oct. 23 Jeanne Sullivan McKeigue is elected as member of the club's Board of Directors.

1980

Feb. 25 Paul Sonnabend resigns as Executive Director of the NFL Management Council and is appointed as Vice President and a member of the Board of Directors of the Patriots.
April 8 William H. "Billy" Sullivan, Jr., President of the Patriots, is re-elected as Chairman of the Board of NFL Properties.

1981

Nov. 29 FB Sam Cunningham, with 35 yards on nine carries against St. Louis at Foxboro, surpasses Jim Nance (5,323 yards on 1,323 carries) as the Patriots' all-time career rushing leader.

1982

Jan. 15 Ron Meyer, head coach at Southern Methodist University from 1976-81, is named the Patriots' eighth head coach in club history.

1983

Jan. 8 In their first playoff appearance since 1978, the Patriots lose to the eventual AFC Champion Miami Dolphins at the Orange Bowl, 28-13.
Feb. 16 General manager Bucko Kilroy is promoted to the position of Vice President and Patrick Sullivan, assistant general manager for four years, is named general manager.
May 17 William F. Finucane and Jeannette Allen Keefe are elected to the Patriots' Board of Directors.
May 23 Schaefer Stadium is renamed Sullivan Stadium in honor of the founder and driving force behind the Patriots franchise, William H. "Billy" Sullivan, Jr.
June 29 Sullivan Stadium is officially rededicated and the Boston Pops performs a concert in the stadium that is open free-of-charge to the public.

1984

June 1 The Patriots organize a fan advisory board, a group of season ticket holders who will help advise the Patriots on how to make Sullivan Stadium a more exciting and more pleasant place to bring a family to watch an NFL game.
June 5 In the first-ever NFL Supplemental Draft, the Patriots select slotback Ricky Sanders of the Houston Gamblers, running back Eric Jordan of the Oakland Invaders and quarterback Walter Lewis of the Memphis Showboats.
Aug. 10 The Patriots install a new SuperTurf surface at Sullivan Stadium. The original SuperTurf was installed in 1977.
Oct. 25 Hall of Fame receiver Raymond Berry is named the head coach of the Patriots, replacing Ron Meyer. Berry, a former Patriots assistant coach, becomes the team's ninth head coach.

1985

July 26 Patrick J. Sullivan, William H. Sullivan III and Mrs. Nancie Chamberlain are elected to the Patriots' Board of Directors.
Oct. 13 Raymond Clayborn establishes a new team record for consecutive starts by starting his 111th straight game. Ray Hamilton had the old mark of 110 (set Sept. 16, 1973 to Oct. 26, 1980). Clayborn celebrated the record-setting day by scoring his first professional touchdown on a 27-yard interception return.

Historical Dates (cont.)

Dec. 28 The Patriots defeated the New York Jets, 26-14, at The Meadowlands (East Rutherford, N.J.) in the AFC wild-card game. With the victory the Patriots won their first NFL playoff game (the Patriots had an 0-3 NFL playoff record prior to the game).

1986

Jan. 12 The Patriots defeated the Miami Dolphins, 31-14, thus winning their first AFC Championship in team history. In doing so, the Patriots ended an 18-game losing streak at the Orange Bowl which started following their last win in 1966.

Jan. 26 The Patriots play in Super Bowl XX, going against the Chicago Bears in the Louisiana Superdome in New Orleans. The Bears won the game, 46-10. The game, shown on NBC-TV, was the third-highest rated Super Bowl in history with a 48.3 rating and a 70 share (one rating point represents 859,000 TV households; a share is the percentage of sets in use). Only the 1982 and 1983 Super Bowls had higher ratings. It was the most widely watched TV show ever with 127 million viewers (topping the previous high of 121,600,000 who watched the final MASH show of February 28, 1983). The previous high Super Bowl in terms of viewers was Super Bowl XIX between the 49ers and the Dolphins (115,880,000). Also, 300 million people in China watched the game on tape delay.

June 30 John Hannah, who was selected to the Pro Bowl a team record nine times, announces his retirement from the game. He retires ranked fourth in the team's record book for games-played with 183.

June 12 Coach Raymond Berry, who led the Patriots to the AFC Championship and Super Bowl XX in his first full season as the team's head coach, signs new five-year contract.

Sept. 7 1985 AFC Championship banner is raised at Sullivan Stadium in pregame ceremony prior to the season opener vs. Indianapolis. The banner is 10 feet wide and 15 feet long. Mr. William H. "Billy" Sullivan, Jr. is joined by the governors from each of the New England states.

Sept. 21 QB Tony Eason throws for a then team record 414 yards The Patriots lost to Seattle, 38-31, in the game played in Foxboro. Eason was 26 of 45 with three TDs and no interceptions.

Dec. 7 WR Stanley Morgan establishes a new team record for catches in one season with his 67th catch (had five catches on the day). Morgan, who finished the season with 84 catches, broke Derrick Ramsey's previous mark of 66 catches, set in 1984.

Dec. 31 NEP Partners purchase a three-year option to buy the Patriots.

1987

Sept. 13 Patriots become first NFL team to have its games on a French-speaking radio network on a regular basis. CKLM—a 50,000-watt station out of Laval, Quebec, Canada—was the flagship station (others were CJSA in Ste. Agatle, Que.; CKSL in St. Jovite, Que., and CJER in St. Jerome, Que.). Pierre Donais was the announcer.

Sept. 13 Patriots begin four-year, five-million dollar contract with WHDH-Radio in Boston.

Nov. 29 Cornerback Raymond Clayborn ends his consecutive games played streak at 161 when he couldn't play vs. Philadelphia at Sullivan Stadium due to a knee injury suffered the week before vs. Indianapolis on Nov. 22. Clayborn, who went on IR on Nov. 24 (spent rest of season on IR), broke Gino Cappelletti's record of 152 consecutive games-played and Ray Hamilton's 110 consecutive starts.

Jan.27, 1986 Defensive end Julius Adams retires after 15 years (all with the Patriots). Adams, the team's number two draft choice in 1971 out of Texas Southern, was the oldest active defensive lineman in the league at age 37 when he retired. He still holds the club record for games played with 210.

1988

July 11 The Patriots retire the number 57 worn by 14-year linebacker Steve Nelson, who had retired following the 1987 season. Nelson played in three Pro Bowls and led the team in tackles for eight years.

July 28 Victor K. Kiam II, the owner and chief executive officer of Remington Products, Inc. of Bridgeport, Conn., agrees to purchase the team from William H. "Billy" Sullivan, Jr.

Historical Dates (cont.)

Oct. 28 Victor K. Kiam II becomes majority owner of the Patriots. He will be chairman of the team. Francis W. Murray, the minority owner, is the vice chairman. William H. "Billy" Sullivan, Jr., the founder and previous owner, remains as the team's president. The Kiam, Murray and Sullivan team is known as KMS Limited.

Dec. 4 Veteran wide receiver Stanley Morgan catches his 500th career reception vs. Seattle.

1989

Jan. 6 Running back John Stephens is named the Old Spice/NFL Rookie of the Year.

1990

Sullivan Stadium is renamed Foxboro Stadium.

Feb. 27 Rod Rust is named the head coach of the Patriots, replacing Raymond Berry (who was relieved of his duties on Feb. 26). Rust, a former Patriots' defensive coordinator, becomes the team's 10th head coach.

Mar. 14 Former Patriots offensive guard John Hannah and cornerback Mike Haynes are selected to the National Football League's All-1980s team, while current linebacker Andre Tippett was named to the second-team.

Dec. 20 Sam Jankovich, the University of Miami's Athletic Director from 1982-90, is named the chief executive officer of the Patriots.

1991

Jan. 7 Dick MacPherson is named head coach of the Patriots, replacing Rod Rust (who was relieved of his duties on Jan. 4). MacPherson, Syracuse University's head coach for the past 10 seasons, becomes the team's 11th head coach.

May 3 The installation of a natural grass playing surface at Foxboro Stadium is completed.

July 27 Former Patriots offensive guard John Hannah is inducted into the Pro Football Hall of Fame in Canton, Ohio.

1992

May 11 James B. Orthwein purchases the controlling interest of the Patriots from Victor K. Kiam II. Orthwein becomes Chairman of the Board of the club while Francis W. Murray, the club's minority owner, becomes President. Sam Jankovich remains the Chief Executive Officer.

May 21 Patriots begin two-year deal with WLVI-TV (Channel 56) that gives the station the right to televise the team's preseason games as well as a weekly in-season Patriots magazine show.

Aug. Gino Cappelletti and Nick Buoniconti are inducted into the Patriots Hall of Fame.

1993

Jan. 9 Sam Jankovich, the Patriots' chief executive officer for the past two seasons, resigns.

Jan. 21 Bill Parcells is named head coach of the Patriots, replacing Dick MacPherson (who was relieved of his duties on Jan. 8). Parcells becomes the team's 12th head coach. In addition, Patrick Forte is named Executive Vice President of Football Operations and James Hausmann is named Executive Vice President of Business Operations.

Feb. 25 Patriots designate linebacker Vincent Brown as the club's first transitional player under the new Collective Bargaining Agreement.

Aug. 18 Bob Dee, Jim Lee Hunt, Steve Nelson and Babe Parilli are inducted into the Patriots Hall of Fame.

1994

Jan. 21 Robert K. Kraft becomes the Patriots fourth owner in the club's 35-year history with an agreement to purchase the team from James Orthwein.

Feb. 25 The sale of the Patriots from James Orthwein to Robert K. Kraft becomes official.

Feb. 26 Patriots fans respond to the sale by purchasing 5,958 season tickets, a Patriots single-day sales record.

May 12 Andre Tippett is appointed director of player resources upon his announced retirement.

June 1 Second-round draft choice Kevin Lee becomes the 10th and final 1994 Patriots draft choice to sign a contract. The 37-day signing period is the fastest reported to the league since the 1970 AFL-NFL merger.

Nov. The Patriots announce WBCN - 104.1 FM as the team's new radio flagship station after reaching a three-year agreement.

Mar.31, 1993
The Patriots unveil their new logo and uniforms at a press conference at the Four Seasons Hotel in Boston. Tackle Pat Harlow (top) displayed the home blue, while linebacker Andre Tippett (bottom) showed the visiting whites. The new icon features a streamlined head of a minuteman while the primary color of the uniforms changes from red to blue.

Historical Dates (cont.)

Dec. 24 The Patriots defeat the Chicago Bears 13-3, clinching the teams first playoff berth since 1986.

1995

Jan. 1 The Cleveland Browns defeat the Patriots 20-13 in a wild-card playoff game.

Feb. 9 The Patriots announce Boston's ABC affiliate WCVB-TV (Channel 5) as their preseason television flagship station. WCVB will televise three preseason games and a weekly Patriots show, hosted by Mike Lynch.

Mar. 29 The Patriots publish their premier issue of *Patriots Football Weekly*, the team's official newspaper.

Apr. 29 For the first time in franchise history, every home game is sold out before the season begins as the remaining 15,000 tickets are sold individually to non-season ticket holders.

1996

Feb. 2 The Patriots sign a three-year pact with Bryant College to continue as the host for training camp. The team has held their training camps in Smithfield, R.I. since 1976 and with this extended agreement they will continue through 1998.

July 20 Owner Robert Kraft signs QB Drew Bledsoe to a seven-year contract extension.

Sept. 1 The official home page of the New England Patriots (www.patriots.com) launches its new look.

Dec. 8 The Patriots clinch their second playoff berth in two years by defeating the NY Jets 34-10.

Dec. 15 The Patriots clinch their first AFC Division title since 1986.

Dec. 21 The Patriots score 23 unanswered second half points and defeat the NY Giants 23-22 to secure a first-round playoff bye and first home playoff game since 1978. WR Terry Glenn finished the 1996 season with 90 receptions, setting a new league reception record (83 by Earl Cooper - 1980).

1997

Jan. 5 The Patriots win their first home playoff game in team history by defeating the Pittsburgh Steelers 28-3 in Foxboro Stadium.

Jan. 12 Otis Smith's 47-yard fumble return for a touchdown with 2:36 remaining enabled the Patriots to defeat the Jacksonville Jaguars 20-6 and earn their second AFC Championship and a trip to Super Bowl XXXI.

Jan. 26 The Patriots lose 35-21 to the Green Bay Packers in Super Bowl XXXI. The two teams set a Super Bowl record for most points scored by both teams in the first quarter with 24. The game was the fourth most-watched program in television history.

Jan. 31 Bill Parcells steps down as head coach of the New England Patriots.

Feb. 3 The Patriots name Pete Carroll as their 13th head coach. Carroll, former head coach of the New York Jets in 1994, spent the '95 and '96 seasons as defensive coordinator of the San Francisco 49ers.

Mar. 26 The NFL releases its 1997 regular season schedule and the Patriots are featured on six nationally televised games, including three Monday Night Football contests.

May 3 Patriots sell out each 1997 regular season contest for the fourth consecutive season. Individual game tickets were sold in just three hours.

July 26 Former Patriot CB Mike Haynes is inducted into the Pro Football Hall of Fame.

Aug. 21 The New England Patriots and WBCN - 104.1 FM extended their partnership through 2002.

Aug. 25 The Patriots introduce the world's first direct to digital nightly video webcast. The webcast contains everything from Patriots player interviews and press conferences to game reviews and previews.

Sept. 15 Long-time Patriot scout, Robert S. Teahan, died at the age of 76.

Sept. 21 For third time in team history, and first since 1974, the Patriots start the 1997 season 4-0 with a 31-3 victory over the Chicago Bears.

Dec. 22 The Patriots clinched their second consecutive AFC East Division Championship with a 14-12 victory over the Miami Dolphins. It was their first back-to-back Division Championship in franchise history and their third playoff appearance in four years. With their victory over the Dolphins, the Patriots finished the 1997 season 7-1 against their division opponents, which tied a franchise record set in 1986. The Patriots set a franchise attendance record during the 1997 season, reporting 1,024,949 fans. It was also just the second time in franchise history that they have eclipsed a million fans in a season.

Dec. 28 The Patriots won their third home playoff game in two years when they defeated the Miami Dolphins, 17-3.

1998

Jan. 3 The Patriots lost 7-6 to the Pittsburgh Steelers in the Divisional Playoff round.

Feb. 23 William H. "Billy" Sullivan Jr., the founder of the New England Patriots, died at the age of 82 in Atlantis, Fla.

Mar. 5 The Patriots announced the promotion of Andre Tippett, to Assistant Director of Pro Scouting.

Mar. 9 The Patriots appointed Don Lowery Vice President of Player Development and Community Affairs.

April 4 The NFL releases its schudule for the 1998 season and the Patriots are featured in four nationally televised games, three Monday Night Football contests and one on ESPN Sunday Night. The Patriots' three MNF games ties a team record, which was set in 1980 and equaled in 1997.

Historical Capsule

Professional football arrived in New England on November 16, 1959, when a group of local businessmen, led by former public relations executive William H. "Billy" Sullivan, Jr. was awarded the eighth and final franchise in the new American Football League. One week later, Northwestern University running back Ron Burton was selected as the franchise's first draft choice and Syracuse running back Gerhardt Schwedes was selected as the team's first territorial choice.

Three key personnel decisions were made in the winter of 1960. First, former Boston College head coach Mike Holovak was named director of player personnel. Ed McKeever was hired as the team's first general manager and he selected Lou Saban as the team's first head coach.

One of the first orders of business of the management group was giving the franchise a name and that was accomplished through a public contest. Thousands of entries were submitted to name the team and 74 fans suggested the winning name, the Boston Patriots. Shortly after the franchise name was chosen, *Boston Globe* artist Phil Bissell drew a cartoon of a Minuteman preparing to snap a football and owner Sullivan liked the drawing so much that he selected "Pat Patriot" as the team logo. On April 1, 1960, Boston University Field — the former home of the Boston Braves — was selected as the first home of the Boston Patriots.

The organization's first training camp opened on July 4, 1960 at University of Massachusetts at Amherst. Approximately 350 players reported to the opening of camp, including a large contingent from Boston College. This group would be trimmed to 35 for the start of the regular season. The team's first preseason game was held on July 30 and the Patriots defeated the Buffalo Bills 28-7 at War Memorial Stadium Buffalo. Patriots defensive end Bob Dee recovered a fumble during the game and scored the AFL's first touchdown. The first "home" game was held two weeks later before 11,000 fans at Harvard Stadium and the Pats lost 24-14 to the Dallas Texans. The team's regular season home opener came on September 9 and 21,597 fans at Boston University field watched the team lose to the Denver Broncos 13-10.

The 1963 season saw the Patriots move to Fenway Park for home games, where they claimed their first division crown with a 7-6-1 record. The team lost the AFL title game, 51-10, to the San Diego Chargers. A number of Patriots players emerged as stars in the AFL during the 1960s, including wide receiver and kicker Gino Cappelletti, running back Jim Nance, quarterback Babe Parilli, linebacker Nick Buoniconti, defensive linemen Houston Antwine, Bob Dee, Larry Eisenhauer and Jim Lee Hunt and center Jon Morris

In 1970, after a decade of playing at four different sites, including Boston University Field, Harvard Stadium, Fenway Park and Boston College Alumni Stadium, the Patriots selected Foxboro as the new home of the team. In March 1971, the team was renamed the New England Patriots. On August 15,1971, the Patriots played their first game at Schaefer Stadium in Foxboro, defeating the New York Giants 20-14 before a crowd of 60,423 in a preseason contest.

In 1976, the Patriots earned a wild-card playoff berth, but lost to the eventual Super Bowl Champion Oakland Raiders, 24-21. In 1978, the Patriots won their first outright division title in franchise history, but lost to the Houston Oilers on Dec. 31, 31-14, in the first playoff game ever at Foxboro Stadium. During the 1970s several Patriots were regarded to be among the most outstanding players in the league in their positions, including offensive tackle John Hannah, cornerback Mike Haynes and tight end Russ Francis.

In 1982, Foxboro Schaefer Stadium was renamed Sullivan Stadium in honor of the Patriots owner. In 1985, the Patriots gained a wild-card berth in the playoffs and went on to defeat the New York Jets, Los Angeles Raiders and the Miami Dolphins to win their first AFC Championship and a trip to Super Bowl XX. Unfortunately, the Patriots faced one of the dominant teams of the '80s as the Chicago Bears shuffled to a 46-10 Super Bowl victory. Following that season, Patriot greats John Hannah and Julius Adams retired.

On July 28, 1988, Remington Products, Inc. Chief Executive Officer Victor Kiam purchased the Patriots from the Sullivan family and retained the team for four years.

Historical Capsule (cont.)

In 1990, the Patriots' home field was renamed Foxboro Stadium and the following season natural grass was installed in the stadium for the first time by the stadium's new owner, Boston businessman Robert K. Kraft. On July 27 1991, Hannah became the first Patriot to be inducted into the Pro Football Hall of Fame in Canton, Ohio.

In 1992, St. Louis businessman James B. Orthwein purchased controlling interest of the Patriots and made some dramatic changes, both on and off the field. In 1993, he hired former New York Giants head coach Bill Parcells and a new coaching staff. In addition, he also made some cosmetic changes that spring with the unveiling of a new Patriots logo and the change of primary color from red to blue.

On January 21, 1994, Robert K. Kraft became the franchise's fourth owner when he purchased the team from Orthwein, saving the team from a possible move outside of New England. On May 12, 1994, linebacker Andre Tippett moved from the field to the front office when he announced his retirement. That season, the Patriots closed out the season with a seven-game winning streak to qualify for their first playoff berth since 1985. The Patriots lost to the Cleveland Browns 20-13 in the wild-card playoff game. In 1995, the Patriots produced three Pro Bowl players, including Rookie of the Year running back Curtis Martin. Off the field, the Patriots became the only NFL team to publish an all-color team newspaper "Patriots Football Weekly" and to launch their own web site— www.patriots.com.

The Patriots continued their rise during a memorable 1996 season, winning the AFC Championship and returning to the Super Bowl for the second time in team history. The Patriots finished 11-5 and scored two home playoff wins, 28-3 vs. Pittsburgh and 20-6 vs. Jacksonville, winning the AFC Championship in front of a sold out Foxboro Stadium crowd. The Patriots were defeated by the Green Bay Packers in Super Bowl XXXI, 35-21. The game was the fourth most-watched program in television history attracting some 128,900,000 viewers.

On Feb. 3, 1997, the Patriots hired Pete Carroll as their 13th head coach. In his first season in New England, the Patriots defended their AFC East Division title with a 7-1 record in the division and a 10-6 overall record. It was the Patriots' first back-to-back division titles in franchise history.

On June 13, 1998, individual game tickets went on sale and for the second consecutive year, every ticket was sold within three hours. The '98 season will be the fifth consecutive season that the Patriots have sold out every game prior to the start of the season. Demand for tickets has never been higher, as the waiting list for season tickets has now grown in excess of 10,000 fans.

Patriots All-Time Roster

Editor's Note: The following list includes players who have accrued at least one season of veteran status. (*Notes incomplete information for games started.)

A

Name	Pos.	#	College	Years	GP	GS
Abrams, Bobby	LB	50	Michigan	1995	9	1
Acks, Ron	LB	51	Illinois	1972-73	28	27
Adams, Bob	TE	80	Pacific	1973-74	24	12
Adams, George	RB	33	Kentucky	1990-91	18	8
Adams, Sam	OG	61	Prairie View	1972-80	119	90
Adams,Julius	DE	85	Texas Southern	1971-77,79,85,87	206	90
Addison,Tom	LB	53	South Carolina	1960-67	14	11*
Agnew, Ray	DE	92	North Carolina State	1990-94	66	37
Alexander, Rogers	LB	91	Penn State	1987	3	2
Allard, Don	QB	12	Boston College	1962	4	NA
Allen, Marvin	RB	39	Tulane	1988-91	37	3
Anderson, Bob	RB	33	Colorado	1975	5	0
Anderson, Darren	CB	25	Toledo	1992	1	0
Anderson, Ralph	S	49	West Texas State	1973	13	11
Antrum, Glenn	WR	48	Connecticut	1989	1	0
Antwine, Houston	DT	65	Southern Illinois	1961-71	142	58
Armstrong, Bruce	**OT**	**78**	**Louisville**	**1987-97**	**164**	**164**
Arthur, Mike	C	65	Texas A&M	1993-94	44	38
Ashton, Josh	RB	31	Tulsa	1972-74	38	20
Atchason, Jack	OE	NA	Western Ilinois	1960	1	NA
Atessis, Bill	DE	73	Texas	1971	5	0
Atkinson, Ricky	DB	37	S. Connecticut State	1987	1	0
Avezzano, Joe	OC	50	Florida State	1966	3	NA

B

Baab, Mike	C	68	Texas	1988-89	31	28
Bahr, Matt	K	3	Penn State	1993-95	32	0
Bailey, Bill	RB	37	Cincinnati	1969	2	0
Bain, Bill	OT	62	Southern Cal	1986	3	0
Baker, Melvin	WR	83	Texas Southern	1975	1	0
Baldinger, Rich	OL	74	Wake Forest	1993	15	15
Ballou, Mike	LB	51	UCLA	1970	14	4
Banks, Willie	G	78	Alcorn A&M	1973	13	1
Barber, Kantroy	FB	46	West Virginia	1996	0	0
Barker, Jay	QB	7	Alabama	1995	0	0
Barnes, Bruce	P	3	UCLA	1973-74	23	0
Barnes, Pete	LB	59	Southern University	1976-77	25	18
Barnes, Rodrigo	LB	59	Rice	1974-75	6	0
Barnett, Harlon	S	42	Michigan State	1993-94	30	28
Barnett, Troy	DE	98	North Carolina	1994-95	31	15
Bartrum, Mike	**TE**	**86**	**Marshall**	**1996-97**	**25**	**0**
Baty, Greg	TE	85	Stanford	1986-87	21	7
Baumann, Charlie	K	8	West Virginia	1991-92	25	0
Bavaro, David	LB	52	Syracuse	1993-94	21	5
Beach, Walter	DB	26/41	Central Michigan	1960-61	18	NA
Beaudoin, Doug	S	27	Minnesota	1976-79	35	20
Beer, Tom	TE	82	Houston	1970-72	42	12
Bell, Bill	K	8	Kansas	1973	3	0
Bellino, Joe	RB	27	Navy	1965-67	35	1*
Bennett, Phil	LB	52	Miami	1960	2	NA
Benson, Mike	WR	86	S. Connecticut State	1987	0	0
Benson, Thomas	LB	53	Oklahoma	1988	12	0
Berger, Ron	DE	88	Wayne State	1969-72	42	23
Beverly, Randy	DB	27	Colorado State	1970-71	20	3
Bianchini, Frank	RB	30	Hofstra	1987	1	0
Biscaha, Joe	OE	34	Richmond	1960	1	NA
Bishop, Richard	NT	64	Louisville	1976-81	85	51
Black, Mel	LB	94	Eastern Illinois	1986-87	6	2
Blackmon, Don	LB	55	Tulsa	1981-87	89	72
Blahak, Joe	CB	21	Nebraska	1976	2	0
Blanchard, Dick	LB	49	Tulsa	1972	14	1
Blanks, Sid	RB	22	Texas A&I	1969-70	28	0
Bledsoe, Drew	**QB**	**11**	**Washington State**	**1993-97**	**76**	**75**
Bleier, Bob	QB	10	Richmond	1967	3	2
Bolton, Ron	DB	27	Norfolk State	1972-75	55	46

Patriots All-Time Roster (cont.)

Name	Pos.	#	College	Years	GP	GS
Boudreaux, Jim	DE	64	Louisiana Tech	1966-68	12	0*
Bowden, Andre	LB	51	Fayetteville State	1995	0	0
Bowman, Jim	S	28	Central Michigan	1985-89	73	12
Boyd, Greg	S	29	Arizona	1973	2	0
Boyd, Greg	DE	65	San Diego State	1977-78	23	0
Bradshaw, Morris	WR	88	Ohio State	1982	8	5
Bramlett, John	LB	57	Memphis State	1969-70	24	23
Brisby, Vincent	**WR**	**82**	**NE Louisiana**	**1993-97**	**65**	**44**
Briscoe, Marlin	WR	88	Nebraska-Omaha	1976	14	5
Brock, Pete	C	58	Colorado	1976-87	154	66
Brown, Barry	TE-LB	66	Florida	1969-70	21	13
Brown, Bill E.	LB	54	Syracuse	1960	14	NA
Brown, Corwin	S	30	Michigan	1993-95	61	14
Brown, Monty	LB	93	Ferris State	1996	11	7
Brown, Preston	WR	81	Vanderbilt	1980-1982	14	4
Brown, Roger	S	47	Virginia Tech	1992	16	2
Brown, Sidney	CB	21	Oklahoma	1978	16	0
Brown, Troy	**WR/KR**	**80**	**Marshall**	**1993-97**	**69**	**6**
Brown, Vincent	LB	59	Mississippi Valley St.	1988-95	123	103
Browning, Dave	DE	74	Washington	1983	12	0
Bruney, Fred	DB	33	Ohio State	1960-62	28	NA
Bruschi, Tedy	**LB**	**54**	**Arizona**	**1996-97**	**32**	**1**
Bryant, Hubie	WR	84	Minnesota	1971-72	12	2
Buben, Mark	DL	63	Tufts	1979, 1981	32	4
Bugenhagen, Gary	OT-G	67	Syracuse	1969-70	10	6
Buoniconti, Nick	LB	85	Notre Dame	1962-68	91	20*
Burke, John	TE	85	Virginia Tech	1994-96	43	12
Burks, Steve	WR	82	Arkansas State	1975-77	34	1
Burton, Ron	RB	22	Northwestern	1960-65	69	NA
Butts, Marion	RB	44	Florida State	1994	16	15
Byars, Keith	FB	41	Ohio State	1996-97	26	14
Byrd, Dennis	DT	78	North Carolina State	1968	14	14

C

Cade, Eddie	S	41	Arizona State	1995	10	0
Cagle, John	DT-LB-G	62	Clemson	1969	6	1
Calhoun, Don	RB	44	Kansas State	1975-81	94	49
Camarillo, Rich	P	3	Washington	1981-87	85	0
Canale, Justin	OG	63	Mississippi State	1965-68	56	14
Canale, Whit	DE	67	Tennessee	1968	13	0
Canty, Chris	**CB**	**26**	**Kansas State**	**1997**	**16**	**1**
Cappadona, Bob	RB	33	Northeastern	1966-67	27	3
Cappelletti,Gino	WR-K-DB	20	Minnesota	1960-70	152	17
Carey, Brian	WR	81	American International	1987	2	0
Carlson, Jeff	QB	17	Weber State	1992	3	2
Carpenter, Rob	WR	81	Syracuse	1991	8	1
Carter, Chris	**FS**	**42**	**Texas**	**1997**	**16**	**0**
Carter Kent	LB	51	Southern Cal	1974	2	0
Carter, Allen	RB	21	Southern Cal	1975-76	15	0
Carthen, Jason	LB	99	Ohio	1993-94	5	0
Carwell, Larry	DB	41	Iowa State	1969-72	51	38
Cash, Rick	DT	63	N.E. Missouri	1972-73	28	27
Catanho, Alcides	LB	54	Rutgers	1995	12	0
Cavanaugh, Matt	QB	12	Pittsburgh	1978-82	52	15
Caveness, Ron	LB		Arkansas	1968-69	NA	NA
Chandler, Al	TE	82	Oklahoma	1976-79	39	6
Chandler, Edgar	LB	50	Georgia	1973	12	11
Chapple, Dave	P	10	UC-Santa Barbara	1974	5	0
Charles, John	DB	25	Purdue	1967-69	39	37
Cheyunski, Jim	LB	50	Syracuse	1968-72	66	55
Childress, Fred	OG	61	Arkansas	1991	15	1
Chilton, Gene	C	63	Texas	1990-92	36	35
Christy, Richard	RB	23	North Carolina	1960	13	NA
Chung, Eugene	OL	69	Virginia Tech	1992-94	34	30
Cindrich, Ralph	LB	55	Pittsburgh	1972	12	3
Clark, Allan	RB	35	Northern Arizona	1979-80	27	0
Clark, Gail	LB	54	Michigan State	1974	8	0
Clark, Phil	DB	22	Northwestern	1971	2	0

Patriots All-Time Roster (cont.)

Name	Pos.	#	College	Years	GP	GS
Clark, Steve	DE	65	Kansas State	1981	7	0
Clayborn, Raymond	CB	26	Texas	1977-89	191	165
Clay, Willie	**FS**	**32**	**Georgia Tech**	**1996-97**	**32**	**32**
Clayton, Stan	OT	76	Penn State	1990	11	3
Cloutier, Dave	DB	28	Maine	1964	12	NA
Coates, Ben	**TE**	**87**	**Livingstone**	**1991-97**	**112**	**76**
Cobbs, Duffy	DB	43	Penn State	1987	3	0
Coffey, Wayne	WR	83	SW Texas State	1987	3	2
Cohen, Abe	OG	62	Tennessee-Chattanooga	1960	14	NA
Colclough, Jim	WR	81	Boston College	1960-68	124	6
Coleman, Dennis	LB	53	Mississippi	1971	8	0
Coleman, Eric	DB	22	Wyoming	1989	8	0
Coleman, Pat	WR	47	Mississippi	1990	1	0
Collins, Todd	**LB**	**54**	**Carson-Newman**	**1992-94, 96-97**	**64**	**43**
Collins, Tony	RB	33	East Carolina	1981-87	102	83
Collons, Ferric	**DE**	**92**	**California**	**1995-97**	**36**	**14**
Colon, Harry	S	40	Missouri	1991	16	14
Colton, George	OT	63	Maryland	1987	3	3
Condon, Tom	OG	63	Boston College	1985	1	0
Conn, Dick	S	22	Georgia	1975-79	45	1
Cook, Marv	TE	85	Iowa	1989-93	80	59
Cooks, Terrence	LB	58	Nicholls State	1989	3	0
Corbett, Steve	OG	62	Boston College	1975	14	0
Corcoran, Jim	QB	15	Maryland	1968	2	0
Corsetti, Rico	LB	93	Bates	1987	2	0
Costict, Ray	LB	55	Mississippi State	1977-79	46	7
Cowan, Larry	RB	44	Jackson State	1982	6	0
Crabtree, Eric	WR	10	Pittsburgh	1971	6	4
Crawford, Elbert	OL	65	Arkansas	1990-91	30	16
Crawford, Jim	RB	30	Wyoming	1960-64	54	NA
Crawford, Vernon	**LB**	**99**	**Florida State**	**1997**	**16**	**0**
Creswell, Smiley	DE	92	Michigan State	1985	0	0
Crittenden, Ray	WR	81	Virginia Tech	1993-94	32	4
Croom, Corey	RB	26	Ball State	1993-95	43	2
Cross, Bob	OT	77	Kilgore C.C.	1960	4	NA
Crouthamel, Jake	RB	34	Dartmouth	1960	2	NA
Crow, Albert	DT	72	William & Mary	1960	3	NA
Crump, George	DE	91	East Carolina	1982-83	0	0
Crump, Harry	RB	31	Boston College	1963	14	NA
Cryder, Bob	OG	75	Alabama	1978-83	75	36
Cudzik, Walt	OC	54	Purdue	1960-63	56	NA
Cullors, Derrick	**RB**	**29**	**Murray State (Ky)**	**1997**	**15**	**1**
Cunningham, Jay	DB	21	Bowling Green	1965-67	40	1*
Cunningham, Sam	RB	39	Southern Cal	1973-79,81-82	107	94
Currier, Bill	DB	28	South Carolina	1980	16	0
Cusick, Pete	NT	76	Ohio State	1975	13	0
			D			
Damkroger, Maury	LB	51	Nebraska	1974	11	0
Danenhauer, Bill	DE	77	Emporia	1960	3	NA
Davis, Elgin	RB	40	Central Florida	1987-88	9	0
Davis, Greg	K	5	Citadel	1989	9	0
Davis, Jack	OG	65	Maryland	1960	14	NA
Dawson, Bill	TE-DE	NA	Florida State	1965	9	NA
Dawson, Lin	TE	87	N.C. State	1981-90	105	75
Dee, Bob	DE	89	Holy Cross	1960-67	112	112
Dellenbach, Jeff	C	66	Wisconsin	1995	17	5
Delucca, Gerry	OT	74	Middle Tennessee State	1960-64	19	NA
DeOssie, Steve	LB	99	Boston College	1994-95	32	0
Denson, Damon	**G**	**61**	**Michigan**	**1997**	**1**	**0**
DeRiggi, Fed	DT	71	Syracuse	1990	2	0
Dimitroff, Tom	QB	15	Miami (Ohio)	1960	3	NA
Discenzo, Tony	OT	76	Michigan State	1960	5	NA
Doig, Steve	LB	59	New Hampshire	1986-87	6	0
Dombroski, Paul	DB	47	Linfield	1981-84	36	0
Donnalley, Kevin	DB	23	N. Dakota State	1981	1	0
Dorsey, Nate	DE	66	Mississippi Valley St.	1973	2	0
Douglas, David	G	67	Tennessee	1989-90	16	6

Patriots All-Time Roster (cont.)

Name	Pos.	#	College	Years	GP	GS
Dowling, Brian	QB	14	Yale	1972-73	25	0
Dressler, Doug	RB	44	Chico State	1975	5	0
Dukes, Mike	LB	54	Clemson	1964-65	25	NA
DuLac, Bill	OG	68	Eastern Michigan	1974-75	26	2
Dumler, Doug	OC	58	Nebraska	1973-75	42	3
Dupard, Reggie	RB	21	Southern Methodist	1986-89	37	7
Durko, Sandy	S	22	Southern Cal	1973-74	25	18
Dykes, Hart Lee	WR	88	Oklahoma State	1989-90	26	16
E						
Eason, Tony	QB	11	Illinois	1983-89	72	49
Eaton, Chad	**DT**	**90**	**Washington State**	**1996-97**	**20**	**1**
Edmonds, Randy	LB	51	Georgia Tech	1971	14	0
Edwards, Tim	DE	98	Delta State	1992	14	1
Egu, Patrick	RB	33	Nevado-Reno	1989	7	0
Eisenhauer, Larry	DE	72	Boston College	1961-69	115	NA
Ellis, Ed	**T**	**66**	**Buffalo**	**1997**	**1**	**0**
F						
Fairchild, Paul	OG	66	Kansas	1984-90	84	38
Falcon, Terry	OG	68	Montana	1978-79	18	0
Farmer, Lonnie	LB	55	Tennessee-Chattanooga	1964-66	31	NA
Farrell, Sean	OG	62	Penn State	1987-90	43	43
Feacher, Ricky	WR	83	Mississippi Valley St.	1976	3	0
Feagles, Jeff	P	6	Miami (Fla.)	1988-89	32	0
Feehery, Gerry	G	63	Syracuse	1989	0	0
Feggins, Howard	CB	36	UNC-Charlotte	1989	11	0
Feldhausen, Paul	OT	66	Northland	1968-69	2	0
Felt, Dick	DB	24	Brigham Young	1962-66	52	NA
Ferguson, Vagas	RB	43	Notre Dame	1980-82	31	21
Flick, Tom	QB	10	Washington	1982	3	0
Flutie, Doug	QB	2	Boston College	1987-89	17	13
Foreman, Chuck	RB	22	Miami (Fla.)	1980	16	0
Forte, Ike	RB	38	Arkansas	1976-77	23	1
Foster, Will	LB	55	Eastern Michigan	1973-74	21	1
Fox, Tim	S	48	Ohio State	1976-81	91	91
Frain, Todd	TE	44	Nebraska	1987	3	2
Francis, Russ	TE	85	Oregon	1975-80, 87-88	92	83
Franklin, Arnold	TE	87	North Carolina	1987	14	0
Franklin, Tony	K	1	Texas A&M	1984-87	62	0
Fraser, Jim	LB-P	NA	Wisconsin	1966	14	NA
Frazier, Charley	WR	81	Texas Southern	1969-70	23	13
Frisch, David	TE	88	Colorado State	1995	2	0
Fryar, Irving	WR	80	Nebraska	1984-92	129	104
Fullington, Darrell	S	29	Miami (Fla.)	1991	5	0
Funchess, Tom	OT	73	Jackson State	1968-70	39	39
Fussell, Tom	DE	83	Louisiana State	1967	12	2
G						
Gadbois, Dennis	WR	48	Boston	1987-88	5	1
Gaiter, Tony	**WR**	**17**	**Miami**	**1997**	**1**	**0**
Gallaher, Allen	OT	64	Southern Cal	1974	14	0
Gamble, R.C.	RB	13	South Carolina State	1968-69	27	14
Gambol, Chris	OL	74	Iowa	1990	16	15
Gannon, Chris	DE	91	SW Louisiana	1990-93	36	3
Garcia, Teddy	K	7	NE Louisiana	1988	16	0
Gardin, Ron	WR	37	Arizona	1971	8	0
Garrett, Carl	RB	30	New Mexico Highlands	1969-72	51	42
Garrett, J.D.	RB	32	Grambling State	1964-67	40	0*
Garron, Larry	RB	40	Western Illinois	1960-68	18	12
Gash, Sam	RB	33	Penn State	1992-97	88	36
Geddes, Bob	LB	59	UCLA	1973-75	24	6
Germany, Willie	S	29	Morgan State	1976	10	0
Gibson, Ernest	CB	43	Furman	1984-88	67	14
Gillen, John	LB	54	Illinois	1983	8	0
Gipson, Paul	RB	46	Houston	1973	5	0
Gisler, Mike	G	67	Houston	1993-97	73	7
Gladieux, Bob	RB	24	Notre Dame	1969-72	43	5

Patriots All-Time Roster (cont.)

Name	Pos.	#	College	Years	GP	GS
Glenn, Terry	**WR**	**88**	**Ohio State**	**1996-97**	**24**	**24**
Glenn, Vencie	DB	25	Indiana State	1986	4	0
Goad, Tim	NT	72	North Carolina	1988-94	109	105
Gogolak, Charlie	K	7	Princeton	1970-72	26	0
Golden, Tim	LB	59	Florida	1982-84	40	1
Golic, Bob	LB	51	Notre Dame	1979-81	33	12
Gonzalez, Noe	RB	38	SW Texas State	1974	2	0
Gordon, Steve	OL	66	California	1992-93	0	0
Gordon, Tim	S	41	Tulsa	1991-92	21	15
Graff, Neil	QB	15	Wisconsin	1974-75	25	2
Graham, Art	WR	84	Boston College	1963-68	75	17*
Graham, Hason	WR	81	Georgia	1995-96	19	1
Graham, Milt	OT	70	Colgate	1961-63	28	NA
Granby, John	DB	25	Virginia Tech	1992	0	0
Grant, Rupert	FB	34	Howard	1995	7	1
Graves, White	DB	44	Louisiana State	1965-67	40	0
Gray, Leon	OT	70	Jackson State	1973-78	78	77
Green, David	RB	38	Boston College	1995	2	0
Green, Jerry	RB	45	Georgia Tech	1960	2	NA
Greene, Tom	QB	14	Holy Cross	1960	10	NA
Grier, Marrio	**RB**	**35**	**Tennessee-Chattanooga**	**1996-97**	**32**	**0**
Griffith, Richard	TE	88	Arizona	1993	3	0
Grogan, Steve	QB	14	Kansas State	1975-90	149	131
Guyton, Myron	SS	29	Eastern Kentucky	1994-95	30	30
Guzik, John	NT	97	Ohio	1987	3	2
			H			
Hagen, Halvor	G-DE	62	Weber State	1971-72	26	15
Haggerty, Mike	OT-DE	75	Miami (Ohio)	1971	14	13
Haley, Darryl	OG	68	Utah	1982-84, 86	57	24
Hall, Ron	DB	23	Missouri Valley	1961-67	88	3
Hamilton, Ray	DE	71	Oklahoma	1973-81	132	117
Hammond, Kim	QB	15	Florida State	1969-70	4	0
Hannah, John	OG	73	Alabama	1973-85	183	183
Hanneman, Craig	DE	74	Oregon State	1974-75	20	3
Hansen, Brian	P	10	Sioux Falls	1990	16	0
Hansen, Bruce	RB	24	Brigham Young	1987	6	2
Hare, Eddie	P	8	Tulsa	1979	16	0
Harlow, Pat	OT	77	Southern Cal	1991-95	74	64
Harris, Marshall	DE	78	Texas Christian	1983	6	2
Harris, Rickie	DB	25	Arizona	1971-72	28	21
Harris, Ronnie	WR/KR	84	Oregon	1993-94	5	0
Hartley, Ken	P	7	Catawba	1981	2	0
Harvey, Richard	LB	58	Tulane	1990	16	9
Hasselbeck, Don	TE	80	Colorado	1977-83	86	27
Hauck, Tim	FS	40	Montana	1990	10	0
Hauser, Art	DT	67	Xavier	1960	8	NA
Hawkins, Mike	OLB	59	Texas A&I	1978-81	59	45
Hawkins, Steve	WR	80	Western Michigan	1994	7	0
Hawthorne, Greg	WR-RB	27	Baylor	1984-86	43	11
Hayman, Conway	OG	65	Delaware	1972	0	0
Haynes, Mike	CB	40	Arizona State	1976-82	90	86
Henderson, Jerome	CB	36	Clemson	1991-93, 1996	39	10
Hendley, David	DB	28	S. Connecticut State	1987	2	0
Henke, Karl	OT	80	Tulsa	1969	10	7
Hennessey, Tom	DB	30	Holy Cross	1965-66	28	NA
Henson, Luther	NT	70	Ohio State	1982-84	21	2
Herline, Alan	P	6	Vanderbilt	1987	3	0
Herock, Ken	LB	36	West Virginia	1969	6	0
Herron, Mack	RB	42	Kansas State	1973-75	35	20
Hinton, Eddie	WR	82	Oklahoma	1974	9	1
Hitchcock, Jimmy	CB	31	North Carolina	1995-97	36	20
Hobby, Marion	DE	60	Tennessee	1990-92	42	8
Hodge, Milford	DE	97	Washington State	1986-89	49	8
Hodson, Tommy	QB	13	Louisiana State	1990-92	32	12
Hoey, George	DB	23	Michigan	1972-73	25	18
Holcomb, Sean	LB	60	Texas A&I	1995	0	0
Holloway, Brian	OT	76	Stanford	1981-86	88	77

Patriots All-Time Roster (cont.)

Name	Pos.	#	College	Years	GP	GS
Holmes, Darryl	FS	41	Ft. Valley State	1987-89	44	3
Holmes, Ernie	NT	63	Texas Southern	1978	3	0
Howard, Bob	CB	24	San Diego State	1975-77	37	15
Howard, David	LB	99	Long Beach State	1991-92	32	15
Huarte, John	QB	7	Notre Dame	1966-67	18	0*
Hubach, Mike	P	6	Kansas	1980-81	21	0
Hudson, Bill	DT	NA	Clemson	1965	NA	NA
Hunt, Jim Lee	DT	79	Prairie View	1960-71	141	55*
Hunt, Kevin	OT	62	Doane	1973	1	0
Hunt, Sam	LB	50	Stephen F. Austin	1974-79	84	82
Hunter, Ivy Joe	RB	45	Kentucky	1991	13	10
Hurst, Maurice	CB	37	Southern	1989-95	104	101
Hutson, Brian	SS	36	Mississippi State	1990	2	0
Hyland, Bob	OC	60	Boston College	1977	3	0
I						
Ilg, Ray	LB	45	Colgate	1967-68	28	3
Imhof, Martin	DE	64	San Diego State	1975	5	3
Ingram, Brian	LB	51	Tennessee	1982-85	39	0
Irwin, Heath	**G**	**63**	**Colorado**	**1996-97**	**16**	**1**
Israel, Steve	**CB**	**21**	**Pittsburgh**	**1997**	**5**	**0**
Ivory, Horace	RB	23	Oklahoma	1977-81	45	12
J						
Jackson, Harold	WR	29	Jackson State	1978-81,87	64	62
Jackson, Honor	DB	29	Pacific	1972-73	20	12
Jacobs, Harry	DE-LB	83	Bradley	1960-62	23	NA
Jacobs, Ray	DT	87	Howard Payne	1969	8	5
Jagielski, Harry	DT	73	Indiana	1960-61	19	NA
James, Craig	RB	32	Southern Methodist	1984-88	52	33
James, Roland	SS	38	Tennessee	1980-90	145	122
Janik, Tom	DB-P	21	Texas A&I	1969-71	42	3
Jarostchuk, Ilia	LB	50	New Hampshire	1990	12	1
Jarvis, Ray	WR	87	Norfolk State	1979	7	0
Jefferson, Shawn	**WR**	**84**	**Central Florida**	**1996-97**	**31**	**29**
Jells, Dietrich	**WR**	**83**	**Pittsburgh**	**1996-97**	**18**	**1**
Jenkins, Ed	RB	30	Holy Cross	1974	3	0
Jeter, Gary	DE	99	Southern Cal	1989	14	0
Johnson, Andy	RB	32	Georgia	1974-76, 78-81	94	43
Johnson, Billy	DB	47	Nebraska	1966-69	32	4
Johnson, Damian	OG	68	Kansas State	1990	16	6
Johnson, Daryl	DB	23	Morgan State	1968-71	42	41
Johnson, Ellis	RB	38	S.E. Louisiana	1965-66	28	NA
Johnson, Joe	OE	24	Boston College	1960-61	13	NA
Johnson, Mario	DL	98	Missouri	1993	6	0
Johnson, Preston	RB	48	Florida A&M	1968	3	0
Johnson, Steve	TE	85	Virginia Tech	1988	14	3
Johnson, Ted	**LB**	**52**	**Colorado**	**1995-97**	**44**	**44**
Jones, Aaron	DE	97	Eastern Kentucky	1993-95	37	1
Jones, Cedric	WR	83	Duke	1982-90	120	37
Jones, Ezell	OT	74	Minnesota	1969-70	15	0
Jones, Mike	**DE**	**96**	**North Carolina State**	**1994-97**	**61**	**37**
Jones, Todd	OL	63	Texas A&M	1993	4	0
Jordan, Shelby	OT	74	Washington (Mo.)	1975,77-82	95	87
Jordan, Tim	LB	93	Wisconsin	1987-89	30	10
K						
Kadziel, Roin	LB	52	Stanford	1972	14	1
Kapp, Joe	QB	11	California	1970	11	10
Kecman, Dan	LB	NA	Maryland	1970	1	0
Keeton, Durwood	S	29	Oklahoma	1975	12	0
Kerrigan, Mike	QB	19	Northwestern	1983-84	2	0
Key, David	S	26	Michigan	1991	3	0
Khayat, Ed	DT	73	Tulane	1966	14	NA
Kimber, Bill	OE	86	Florida State	1961	4	NA
Kiner, Steve	LB	57	Tennessee	1971, 73	28	28
King, Claude	RB	41	Houston	1962	14	NA

Patriots All-Time Roster (cont.)

Name	Pos.	#	College	Years	GP	GS
King, Steve	LB	52	Tulsa	1973-81	124	40
Klein, Dick	OT	62	Iowa State	1961-62	24	NA
Knief, Gayle	WR	84	Morningside	1970	3	0
Koontz, Ed	LB	54	Catawba	1968	6	1
Krakau, Merv	LB	53	Iowa State	1978	1	0
Kratch, Bob	G	61	Iowa	1994-96	40	36
Kuehn, Art	OC	78	UCLA	1983	2	0
L						
LaFreniere, Bill	WR		Northeastern	1987	0	0
Lambert, Dion	DB	28	UCLA	1992-93	30	4
Landry, Anthony	RB	35	Stephen F. Austin	1990	0	0
Lane, Max	**OT**	**68**	**Navy**	**1994-97**	**62**	**48**
Larson, William	RB	34	Western Illinois	1960	1	NA
Lassiter, Ike	DE	87	St. Augustine's	1970-71	19	16
Law, Ty	**CB**	**24**	**Michigan**	**1995-97**	**43**	**35**
Lawson, Jamie	RB	29	North Carolina State	1990	1	0
Lawson, Odell	RB	32	Langston	1970-71	16	3
LeBlanc, Michael	RB	27	Stephen F. Austin	1987	4	2
Lee, John	DE	66	Nebraska	1981	4	4
Lee, Keith	DB	94	Colorado State	1981-84	54	8
Lee, Kevin	WR	86	Alabama	1994-95	7	2
Lee, Robert	G	60	Missouri	1960	8	NA
Legette, Burnie	RB	35	Michigan State	1993-94	10	0
Lenkaitis, Bill	C	67	Penn State	1971-81	151	119
Leo, Bobby	WR	24	Harvard	1967-68	3	0
Leo, Charlie	OG	63	Indiana	1960-62	34	NA
Lewis, Bill	C	75	Nebraska	1993	7	5
Lewis, Vernon	CB	43	Pittsburgh	1993-96	44	2
Lindquist, Paul	DT	67	New Hampshire	1961	2	NA
Lingner, Adam	OL	66	Illinois	1986	0	0
Linne, Larry	WR	80	Texas-El Paso	1987	3	3
Lippett, Ronnie	DB	42	Miami (Fla.)	1983-88, 90-91	122	111
Livingston, Walt	RB	24	Heidelberg	1960	3	NA
Lockhart, Eugene	LB	51	Houston	1991-92	32	21
Lockwood, Scott	RB	40	Southern Cal	1992-93	4	0
Lofton, Oscar	OE	86	S.E. Louisiana	1960	14	NA
Lofton, Steve	**CB**	**38**	**Texas A&M**	**1997**	**4**	**0**
Long, Charlie	G	76	Tennessee-Chattanooga	1961-69	124	17
Long, Mike	OE	87	Brandeis	1960	2	NA
Lott, Billy	RB	32	Mississippi	1961-63	35	NA
Loudd, Rommie	LB	60	UCLA	1961-62	27	NA
Loukas, Angelo	G	66	Northwestern	1970	2	0
Lowery, Nick	K	7	Dartmouth	1978	2	0
Lowry, Orlando	LB	91	Ohio State	1989	2	0
Lucas, Ray	WR	15	Rutgers	1996	2	0
Lunsford, Mel	DE	72	Central State (Ohio)	1973-80	92	74
M						
Mahoney, John "Butch"	-	NA	American International	1961	NA	NA
Maitland, Jack	RB	40	Williams	1971-72	27	0
Mallory, Irvin	DB	43	Virginia Union	1971	2	0
Mangiero, Dino	NT	96	Rutgers	1987	2	0
Mangum, John	DT	74	Southern Mississippi	1966-67	28	5*
Marion, Fred	FS	31	Miami (Fla.)	1982-91	144	113
Marsh, Aaron	WR	29	Eastern Kentucky	1968-69	28	16
Marshall, Al	WR	88	Boise State	1974	4	0
Martin, Curtis	RB	28	Pittsburgh	1995-97	45	43
Martin, Donald	CB	38	Yale	1973	14	2
Martin, Sammy	WR	82	Louisiana State	1988-91	40	1
Mason, Dave	S	28	Nebraska	1973	8	1
Mass, Wayne	OT	75	Miami (Fla.)	1972	6	0
Massey, Jim	CB	47	Linfield	1974-75	15	1
Matich, Trevor	OC	64	Brigham Young	1985-88	26	11
Matthews, Bill	LB	53	South Dakota State	1979-81	48	10
Matthews, Henry	RB	35	Michigan State	1972	3	3
May, Art	DE	71	Tuskegee	1971	11	5
McAlister, James	RB/KR	37	UCLA	1978	16	0
McCabe, Jerry	LB	52	Holy Cross	1987	3	3

Patriots All-Time Roster (cont.)

Name	Pos.	#	College	Years	GP	GS
McCall, Bob	RB	24	Arizona	1973	8	1
McCarthy, Shawn	P	11	Purdue	1991-92	29	0
McComb, Don	DE	85	Villanova	1960	1	NA
McCray, Prentice	S	34	Arizona State	1974-80	81	65
McCurry, Dave	S	40	Iowa State	1974	2	0
McDougald, Doug	DE	70	Virginia Tech	1980	8	0
McGee, George	OT	75	Southern	1960	14	NA
McGee, Tony	DE	78	Bishop (Texas)	1974-81	119	37
McGinest, Willie	**LB**	**55**	**Southern Cal**	**1994-97**	**59**	**50**
McGovern, Rob	LB	58	Holy Cross	1992	4	0
McGrew, Lawrence	LB	50	Southern Cal	1980-89	122	74
McGruder, Scooter	CB	27	Kent State	1996-97	17	0
McHale, Joe	LB	55	Delaware	1987	3	0
McKay, Bob	OT	66	Texas	1976-78	39	16
McKinnon, Don	LB	51	Dartmouth	1963-64	17	NA
McMahon, Art	DB	28	N.C. State	1968-72	43	7
McMurtry, Greg	WR	86	Michigan	1990-93	58	41
McNeil, Emmanuel	NT	92	Tennessee-Martin	1989	1	0
McQuay, Leon	RB	31	Tampa	1975	13	0
McSwain, Chuck	RB	32	Clemson	1987	3	1
McSwain, Rod	CB	23	Clemson	1984-90	90	17
Meggett, David	RB	22	Towson State	1995-97	48	3
Meixler, Ed	LB	NA	Boston	1965	4	NA
Melander, Jon	OG	64	Minnesota	1991	11	3
Mildren, Jack	S	45	Oklahoma	1974	14	10
Millen, Hugh	QB	7	Washington	1991-92	20	20
Miller, Al	RB	32	Boston College	1960	14	NA
Miller, Dan	K		Miami (Fla.)	1982	2	0
Milloy, Lawyer	**SS**	**36**	**Washington**	**1996-97**	**32**	**26**
Mirich, Rex	DT	76	Northern Arizona	1970	7	1
Mitchell, Leroy	DB	41	Texas Southern	1967-68	28	28
Mitchell, Brandon	**DE**	**98**	**Texas A&M**	**1997**	**12**	**0**
Montler, Mike	OT	64	Colorado	1969-72	53	50
Moore, Arthur	DT	75	Tulsa	1973-77	29	0
Moore, Brandon	OT	70	Duke	1993-95	26	0
Moore, Greg	LB	54	Tennessee-Chattanooga	1987	3	3
Moore, Leroy	DE	61	Ft. Valley State	1961-62	19	NA
Moore, Marty	**LB**	**58**	**Kentucky**	**1994-97**	**64**	**6**
Moore, Steve	OT	67	Tennessee State	1983-87	52	31
Moore, Will	WR	83	Texas Southern	1995	16	13
Morgan, Stanley	WR	86	Tennessee	1977-89	180	165
Morris, Jamie	RB	24	Michigan	1990	5	0
Morris, Jon	OC	56	Holy Cross	1964-74	130	82
Morriss, Guy	OC	75	Texas Christian	1984-87	53	22
Mosier, John	TE	88	Kansas	1973	2	2
Moss, Roland	TE	86	Toledo	1971	14	6
Moss, Zefross	**T**	**77**	**Alabama State**	**1997**	**15**	**15**
Mowatt, Zeke	TE	81	Florida State	1990	10	0
Murphy, Bill	WR	31	Cornell	1968	6	5
N						
Nance, Jim	RB	35	Syracuse	1965-71	94	66*
Naposki, Eric	LB	49	Connecticut	1988-89	4	0
Neighbors, Billy	OG	73	Alabama	1962-65	56	NA
Nelson, Edmund	DE	65	Auburn	1988	12	1
Nelson, Steve	LB	57	N. Dakota State	1974-87	174	173
Neumann, Tom	RB	36	Northern Michigan	1963	10	NA
Neville, Tommy	OT	77	Mississippi	1965-77	160	114*
Nichols, Bob	TE	87	Boston	1967-68	15	1
O						
O'Hanley, Ross	DB	25	Boston College	1960-65	63	NA
O'Neill, Pat	P	5	Syracuse	1994-95	24	0
Oakes, Don	OT	71	Virginia Tech	1963-68	27	16
Osley, Willie	CB	37	Illinois	1974	10	4
Outlaw, John	DB	44	Jackson State	1969-72	33	19
Overton, Don	RB	29	Fairmont State	1990	7	0
Owen, Tom	QB	17	Wichita State	1976-81	12	1
Owens, Dennis	NT	98	N.C. State	1982-86	71	44

Patriots All-Time Roster (cont.)

P

Name	Pos.	#	College	Years	GP	GS
Parilli, Babe	QB	15	Kentucky	1961-67	94	11*
Patrick, Mike	P	2	Mississippi State	1975-78	43	0
Patton, Jerry	DE	72	Nebraska	1975	3	3
Pennywell, Carlos	WR	88	Grambling State	1978-81	48	2
Peoples, George	RB	35	Auburn	1983	16	0
Perkins, Willis	OG	NA	Texas Southern	1961	1	NA
Perryman, Robert	RB	34	Michigan	1987-89	41	31
Peterson, Joe	CB	45	Nevada-Reno	1987	3	3
Philips, Jess	RB	35	Michigan State	1976-77	27	0
Phillpott, Ed	LB	52	Miami (Ohio)	1967-71	68	53
Pickering, Clay	WR	48	Maine	1987	1	0
Pitts, Mike	DE	93	Alabama	1993-94	32	31
Plunkett, Art	OT	70	UNLV	1985, 87	22	1
Plunkett, Jim	QB	16	Stanford	1971-75	61	61
Pool, David	CB	27	Carson-Newman	1991-92	31	17
Pope, Ken	CB	41	Oklahoma	1974	4	0
Porell, Tom	NT	65	Boston College	1987	1	1
Porter, Willie	DB	27	Texas Southern	1968	13	0
Posey, David	K	9	Florida	1978	0	0
President, Andre	TE	88	Angelo State	1995	1	0
Prestridge, Luke	P	17	Baylor	1984	9	0
Price, Kenny	LB	54	Iowa	1971	1	0
Profit, Eugene	DB	22	Yale	1986-88	5	0
Pruett, Perry	DB	39	North Texas State	1971	11	1
Puetz, Garry	OG	77	Valparaiso	1979-81	36	5
Purnell, Lovett	**TE**	**48-85**	**West Virginia**	**1996-97**	**18**	**2**
Purvis, Vic	WR	31	Southern Mississippi	1966-67	16	0*
Pyne, George	OT	75	Olivet	1965	14	NA

R

Rademacher, Bill	WR	33	N. Michigan State	1969-70	27	5
Rakoczy, Gregg	OL	71	Miami (Fla.)	1991-92	21	4
Ramsey, Derrick	TE	88	Kentucky	1983-85	46	23
Ramsey, Tom	QB	12	UCLA	1985-88	21	4
Ratkowski, Ray	RB	23	Notre Dame	1961	1	NA
Ray, Eddie	RB-P	36	Louisiana State	1970	5	1
Ray, Terry	S	23	Oklahoma	1993-96	63	24
Redding, Reggie	OL	70	Cal State-Fullerton	1992	14	14
Reed, Benton	DE	71	Mississippi	1987	3	3
Rehberg, Scott	**T**	**60**	**Central Michigan**	**1997**	**6**	**0**
Rehder, Tom	OT	76	Notre Dame	1988-89	32	0
Reilly, Kevin	LB	55	Villanova	1975	4	1
Rembert, Johnny	LB	52	Clemson	1983-92	126	72
Reynolds, Bob	OT	74	Bowling Green	1972-73	20	14
Reynolds, Ed	LB	95	Virginia	1983-91	119	34
Reynolds, Ricky	CB	21	Washington State	1994-96	42	35
Reynolds, Tom	WR	21	San Diego State	1972	12	0
Rice, Rodney	DB	43	Brigham Young	1989	10	0
Richards, Dave	OL	62	UCLA	1996	5	0
Richardson, Al	DE	79	Grambling State	1960	3	NA
Richardson, Jesse	DT	75	Alabama	1962-64	42	NA
Richardson, Tom	WR	49	Jackson State	1969-70	15	0
Robbins, Randy	S	48	Arizona	1992	15	15
Roberts, Tim	DE	94	Southern Mississippi	1995	13	12
Roberts, William	G	76	Ohio State	1995-96	32	27
Robinson, Bo	RB	41	West Texas State	1984	16	1
Robinson, Greg	OT	61	Sacramento State	1987	3	3
Robinson, Junior	CB	27	East Carolina	1990	16	0
Robinson, Rex	K	NA	Georgia	1982	3	0
Robotti, Frank	LB-RB	51	Boston College	1961	12	NA
Rogers, Doug	DE	65	Stanford	1984	12	0
Romaniszyn, Jim	LB	53	Edinboro State (Pa.)	1976	11	2
Romeo, Tony	TE	86	Florida State	1962-67	75	0*
Romine, Al	DB	46	Florence State	1961	1	NA
Rowe, Dave	DT	76	Penn State	1971-73	42	33
Rucci, Todd	**OG**	**71**	**Penn State**	**1993-97**	**53**	**44**

Patriots All-Time Roster (cont.)

Name	Pos.	#	College	Years	GP	GS
Rucker, Reggie	WR	33	Boston	1971-74	43	38
Rudolph, Jack	LB	80	Georgia Tech	1960-65	56	NA
Russ, Bernard	**LB**	**51**	**West Virginia**	**1997**	**2**	**0**
Russell, Leonard	RB	32	Arizona State	1991-93	43	40
Ruth, Mike	NT	65	Boston College	1986-87	8	0
S						
Sabb, Dwayne	LB	95	New Hampshire	1992-96	73	24
Sacco, Frank	LB	95	Fordham	1987	2	0
Sagapolutele, Pio	DT	75	San Diego State	1996	15	10
Saltz, Lee	QB	12	Temple	1992	0	0
Sanders, John	S	25	South Dakota	1974-76	30	24
Sandham, Todd	OG	72	Northeastern	1987	2	0
Sanford, Rick	FS	25	South Carolina	1979-84	89	53
Saranovitz, Brian	OG	70	New Hampshire	1987	0	0
Sardisco, Tony	OG	64	Tulane	1960-62	40	NA
Satcher, Doug	LB	58	Southern Mississippi	1966-68	28	26
Sawyer, Jon	CB	31	Cincinnati	1987	2	0
Saxon, Mike	P	4	San Diego State	1993	16	0
Scarpito, Bob	WR-P	46	Notre Dame	1968	14	0
Schaum, Greg	DE	76	Michigan State	1978	14	0
Schmidt, Bob	OT	74	Minnesota	1964	14	NA
Scholtz, Bruce	LB	51	Texas	1989	8	2
Schottenheimer, Marty	LB	54	Pittsburgh	1969-70	23	5
Schroeder, Bill	WR	18	Wisconsin-La Crosse	1995	0	0
Schubert, Eric	K	1	Pittsburgh	1987	2	1
Schubert, Steve	WR	87	Massachusetts	1974	8	2
Schwedes, Gerhardt	RB	31	Syracuse	1960-61	7	NA
Scott, Clarence	DB	26	Morgan State	1969-72	43	24
Scott, Walter	DL	94	East Carolina	1996	1	0
Scott, Willie	TE	88	South Carolina	1986-88	25	2
Sealby, Randy	LB	59	Missouri	1987	2	1
Secules, Scott	QB	10	Virginia	1993	12	4
Sellers, Ron	WR	34	Florida State	1969-71	35	30
Shaw, Sedrick	**RB**	**23**	**Iowa**	**1997**	**1**	**0**
Shegog, Ron	SS	42	Austin Peay	1987	3	3
Sherman, Tom	QB-DB	14	Penn State	1968-69	18	7
Shiner, Dick	QB	11	Maryland	1973-74	4	0
Shoate, Rod	LB	56	Oklahoma	1975-81	76	65
Shonta, Chuck	DB	34	Eastern Michigan	1960-67	14	14
Shorts, Peter	DE	90	Illinois State	1989	1	0
Sievers, Eric	TE	85	Maryland	1989-90	24	6
Simerson, John	OT	75	Purdue	1961	10	NA
Sims, Kenneth	DE	77	Texas	1982-89	74	64
Singer, Carl	OT	68	Purdue	1966-68	39	0
Singleton, Chris	LB	55	Arizona	1990-93	33	22
Sisson, Scott	K	9	Georgia Tech	1993	13	0
Skene, Doug	G	74	Michigan	1994	6	6
Slade, Chris	**LB**	**53**	**Virginia**	**1993-97**	**80**	**62**
Smerlas, Fred	NT	76	Boston College	1991-92	32	1
Smith, Donnell	DE	65	Southern	1973-74	21	0
Smith, Hal	DT	70	UCLA	1960	10	NA
Smith, John	K	1	Southhampton (England)	1974-83	116	0
Smith, Otis	CB	45	Missouri	1996	11	6
Smith, Ricky	DB	27	Alabama State	1982-84	26	0
Smith, Rod	DB	22	Notre Dame	1992-94	48	17
Smith, Sean	DE	97	Georgia Tech	1990-91	17	1
Snyder, Al	WR	38	Holy Cross	1964	2	NA
Solitis, Bob	DB	42	Minnesota	1960-61	3	NA
Songin, Ed "Butch"	QB	11	Boston College	1960-61	28	NA
Spears, Ron	DE	78	San Diego State	1982-83	8	1
St. Jean, Lennie	OG	60	N. Michigan	1964-73	140	96*
Stanley, Sylvester	NT	63	Michigan	1994	7	0
Stanley, Walter	WR	81	Colorado	1992	13	0
Starring, Stephen	WR	81	McNeese	1983-87	72	33
Staurovsky, Jason	K	4	Tulsa	1988-91	42	0
Steinfort, Fred	K	5	Boston College	1983	9	0
Stenger, Brian	LB	59	Notre Dame	1973	10	2

Patriots All-Time Roster (cont.)

Name	Pos.	#	College	Years	GP	GS
Stephens, Calvin	G	68	South Carolina	1992	14	1
Stephens, John	RB	44	NW Louisiana State	1988-92	76	59
Stephens, Tom	DB-TE	45	Syracuse	1960-64	49	NA
Stingley, Darryl	WR	84	Purdue	1973-77	60	53
Stokes, Eric	C-G	78	Northeastern	1987	1	1
Stolberg, Eric	WR	19	Indiana	1971	0	0
Striegal, Bill	LB	72	College of Pacific	1960	5	NA
Studstill, Pat	P	2	Houston	1972	14	0
Sturt, Fred	G	63	Bowling Green	1976-78	29	0
Suci, Bob	DB	21	Michigan State	1963	14	NA
Sullivan, Chris	**DE**	**74**	**Boston College**	**1996-97**	**32**	**10**
Swanson, Terry	P	36	Massachusetts	1967-68	24	0
Sweet, Joe	WR	81	Tennessee State	1974	4	0
Sykes, Alfred	WR	13	Florida A&M	1971	4	1
T						
Taliaferro, Mike	QB	17	Illinois	1968-71	32	25
Tanner, John	LB-DE	53	Tennesse Tech	1973-74	27	2
Tardits, Richard	LB	53	Georgia	1990-92	27	1
Tarver, John	RB	36	Colorado	1972-74	31	15
Tatupu, Mosi	RB	30	Southern Cal	1978-90	194	22
Taylor, Greg	RB	NA	Virginia	1982	1	0
Taylor, Kitrick	WR	49	Washington State	1989	4	0
Tharpe, Larry	OT	77	Tennessee State	1996	0	0
Thomas, Ben	DE	99	Auburn	1985	15	0
Thomas, Blair	RB	32	Penn State	1994	3	0
Thomas, Donnie	LB	51	Indiana	1976	3	1
Thomas, Gene	RB	22	Florida A&M	1968	9	4
Thomas, Henry	**DT**	**95**	**Louisiana State**	**1997**	**16**	**16**
Thompson, Leroy	RB	36	Penn State	1994	16	1
Thompson, Reyna	CB	21	Baylor	1993	15	6
Timpson, Michael	WR	83	Penn State	1989-94	70	25
Tippett, Andre	LB	56	Iowa	1982-88, 90-93	151	139
Tipton, Dave	NT	60	Western Illionis	1975-76	12	0
Toler, Ken	WR	82	Mississippi	1981-82	25	0
Toner, Ed	DT	75	Massachusetts	1967-70	26	0
Towns, Bobby	DB	NA	Georgia	1961	2	NA
Trull, Don	QB	19	Baylor	1967	7	3
Tucker, Erroll	DB	21	Utah	1989	5	0
Tupa, Tom	**P**	**19**	**Ohio State**	**1996-97**	**32**	**0**
Turner, Bake	WR	40	Texas Tech	1970	14	13
Turner, Bill	DE	74	Boston College	1987	2	0
Turner, Kevin	RB	34	Alabama	1992-94	48	19
Twombly, Darren	C	64	Boston College	1987	1	1
V						
van Eeghen, Mark	RB	34	Colgate	1982-83	24	16
Vataha, Randy	WR	18	Stanford	1971-76	82	44
Vaughn, Jon	RB	24	Michigan	1991-92	32	7
Veris, Garin	DE	90	Stanford	1985-88, 90-91	78	46
Viaene, David	OT	70	Minnesota-Duluth	1989-90	20	8
Villa, Danny	OT	75	Arizona State	1987-91, 97	75	62
Vinatieri, Adam	**K**	**4**	**South Dakota State**	**1996-97**	**32**	**0**
Virkus, Scott	DE	70	San Francisco CC	1984	5	0
W						
Wagner, Bryan	P	9	Cal State-Northridge	1991, 95	8	0
Walker, Bruce	NT/DT	91	UCLA	1994-95	11	4
Walker, Mike	K	12	None	1972	8	0
Ward, David	LB	94	Southern Arkansas	1989	16	0
Washington, Clyde	DB	31	Purdue	1960-61	27	NA
Washington, John	DT	76	Oklahoma State	1993	16	13
Washington, Mark	CB	46	Morgan State	1979	12	0
Washington, Mickey	CB	21	Texas A&M	1990-91	25	4
Watson, Dave	G	67	Georgia Tech	1963-64	28	NA
Weathers, Robt.	RB	24	Arizona State	1982-86	44	6
Weathers,Clarence	WR	82	Delaware State	1983-84	25	0

Patriots All-Time Roster (cont.)

Name	Pos.	#	College	Years	GP	GS
Webb, Don	DB	42	Iowa State	1961-71	134	60*
Webster, George	LB	90	Michigan State	1974-76	37	25
Weisacosky, Ed	LB	66	Miami (Fla.)	1971-72	28	23
Weishuhn, Clayton	LB	53	Angelo State	1982-84,86	30	26
Welch, Claxton	RB	43	Oregon	1973	2	1
Wells, Billy	RB	41	Michigan State	1960	12	NA
West, Mel	DB	24	Missouri	1961	4	NA
Westbrook, Don	WR	83	Nebraska	1977-81	71	1
Whalen, Jim	TE	82	Boston College	1965-69	70	27*
Wheeler, Dwight	OT	62	Tennessee State	1978-83	72	39
Wheeler, Mark	**DT**	**97**	**Texas A&M**	**1996-97**	**30**	**29**
Whigham, Larry	**S**	**25**	**NE Louisiana**	**1994-97**	**60**	**1**
White, Adrian	S	38	Florida	1993	5	4
White, David	LB	51	Nebraska	1993	6	0
White, Harvey	QB	10	Clemson	1960	9	NA
White, Jeff	K-P	2	Texas El Paso	1973	11	0
White, Jim	DE	87	Colorado State	1972	13	6
White, Reggie	DT/NT	90	North Carolina A&T	1995	16	9
Whitingham, Fred	LB	53	Cal Poly	1970	13	0
Whitten, Todd	QB	15	Stephen F. Austin	1987	1	0
Wichard, Murray	DE	90	Frostburg State	1987	3	0
Wilburn, Steve	DE	99	Illinois State	1987	3	3
William, J.R.	LB-C	55	Louisiana Tech	1968-70	38	2
Williams, Brent	DE	96	Toledo	1986-93	121	102
Williams, Brian	TE		Southern	1982	1	0
Williams, Brooks	TE	80	North Carolina	1983	13	1
Williams, Derwin	WR	82	New Mexico	1985-87	42	1
Williams, Ed	LB	54	Texas	1984-87, 90	62	10
Williams, Jon	RB	44	Penn State	1984	9	0
Williams, Larry	G	75	Notre Dame	1992	13	9
Williams, Lester	NT	72	Miami (Fla.)	1982-85	40	13
Williams, Perry	CB	38	Clemson	1987	3	0
Williams, Toby	DE	90	Nebraska	1983-88	80	56
Wilson, Curtis	OC	75	Missouri	1989	0	0
Wilson, Darrell	DB	47	Connecticut	1981	1	0
Wilson, Darryal	WR	48	Tennessee	1983	9	0
Wilson, David	DB	26	California	1992	1	0
Wilson, Ed	QB	NA	Arizona State	1965	14	NA
Wilson, Jerrel	P	4	Southern Mississippi	1978	14	0
Wilson, Joe	RB	23	Holy Cross	1974	12	0
Wilson, Marc	QB	15	Brigham Young	1989-90	30	10
Windsor, Bob	TE	86	Kentucky	1972-75	48	44
Wirgowski, Dennis	DE	70	Purdue	1970-72	37	36
Witt, Mel	DT	71	Arlington State	1967-70	35	14
Wohlabaugh, Dave	**C**	**64**	**Syracuse**	**1995-97**	**41**	**41**
Wonsley, George	RB	53	Mississippi State	1989	5	0
Woods, Carl	RB	34	Vanderbilt	1987	2	0
Wooten, Ron	OG	61	North Carolina	1982-88	98	96
Wren, Darryl	CB	27	Pittsburg (Kan.) State	1993-94	33	5
Wright, Elmo	WR	17	Houston	1975	8	4
Wyman, Devin	**DT**	**72**	**Kentucky State**	**1996-97**	**15**	**4**
Y						
Yancy, Carlos	CB	40	Georgia	1995	4	0
Yates, Bob	OT-G-C	50	Syracuse	1960-65	67	NA
Yewcic, Tom	P-QB	14	Michigan State	1961-66	77	NA
Z						
Zabel, Steve	LB	54	Oklahoma	1975-78	50	48
Zackery, Tony	FS	25	Washington	1990-91	19	0
Zamberlin, John	LB	54	Pacific Lutheran	1979-82	56	15
Zendejas, Joaquin	K	2	LaVerne (Calif.)	1983	2	0
Zolak, Scott	**QB**	**16**	**Maryland**	**1992-97**	**47**	**5**

Patriots All-Time Draft

1998

1a Robert Edwards, 18, RB, Georgia
(from NY Jets in compensation for Curtis Martin)
1b Tebucky Jones, 22, DB, Syracuse
2a Tony Simmons, 52, WR, Wisconsin
(from NY Jets in compensation for Bill Parcells)
2b Rod Rutledge, 54, TE, Alabama
3a Chris Floyd, 81, FB, Michigan
(from NY Jets in compensation for Curtis Martin)
3b Greg Spires, 83, DE, Florida State
4 Leonta Rheams, 115, DT, Houston
5 Ron Merkerson, 145, LB, Colorado
6 Harold Shaw, 176, RB, Southern Mississippi
7 Jason Andersen, 211, OL, Brigham Young

1997

1 Chris Canty, 29, DB, Kansas State
2 Brandon Mitchell, 59, Texas A&M
3a Sedrick Shaw, 61, Iowa
(from NY Jets in compensation for Bill Parcells)
3b Chris Carter, 89, DB, Texas
4a Damon Denson, 97, OL, Michigan
(from NY Jets in compensation for Bill Parcells)
4b Ed Ellis, 125, OL, Buffalo
5 Vernon Crawford, 159, LB, Florida State
6 Tony Gaiter, 192, WR, Miami (Fla.)
7 Scott Rehberg, 230, OL, Central Michigan

1996

1 Terry Glenn, 7,WR, Ohio State
2a Lawyer Milloy, 36, DB, Washington
2b Choice to Oakland
NE trades pick [57th overall] for Oakland's 1996 3rd round [76th], 1996 4th round [124th] and 5th round[149th]
3a Choice to Kansas City (NE trades pick for Kansas City's 1995 4th round selection, 112 overall--Dave Wohlabaugh)
3b Choice to Detroit
(NE trades pick-76th overall to Detroit for their third round selection-86th overall, fourth-119th overall and sixth round-195th overall selections)
3c Tedy Bruschi, 86, LB, Arizona
(from Detroit in previously mentioned trade)
4a Heath Irwin, 101, G, Colorado
4b Chris Sullivan, 119, DE, Boston College
(from Detroit in previously mentioned trade)
4c Kantroy Barber, 124, FB, West Virginia
(from S.F. through Oakland)
5a John Elmore, 139, G, Texas
5b Christian Peter, 149, DT, Nebraska
(from Oakland in previously mentioned trade)
6a Chris Griffin, 173, TE, New Mexico
6b Mario Grier, 195, RB, Tenn.-Chattanooga
(from Detroit in previously mentioned trade)
6c Devin Wyman, 206, DT, Kentucky State
Compensatory Pick
7a Lovett Purnell, 216, TE, West Virginia
7b J.R. Conrad, 247, G, Oklahoma
Compensatory Pick

1995

1 Ty Law, 23, CB, Michigan
2 Ted Johnson, 57, LB, Colorado
3a Curtis Martin, 74, RB, Pittsburgh
(from Eagles in compensation for FB Kevin Turner)
3b Jimmy Hitchcock, 88, CB, North Carolina
4 David Wohlabaugh, 112, C, Syracuse
(from Kansas City for Patriots 1996 third round pick)
4 Choice to Pittsburgh (NE trades its pick, 120th overall, to Pittsburgh for RB Leroy Thompson)
5 Choice to Houston (NE loses its pick 159th overall by signing restricted free agent DE Tim Roberts)
6 Dino Philyaw, 195, RB, Oregon
7 Carlos Yancy, 234, CB, Georgia
(from Cleveland in exchange for the Patriots 231st selection)

1994

1 Willie McGinest, 4, LB, Southern Cal
2 Kevin Lee, 35, WR, Alabama
3a Choice to San Diego (NE trades its pick, 70th overall, and its fifth round pick, 137th overall, for San Diego's third round choice, 78th overall, and RB Marion Butts)
3b Ervin Collier, 78, NT, Florida A&M
(from San Diego in trade described earlier)
3c Joe Burch, 90, C, Texas Southern
(from Miami, along with a 1993 draft pick, Todd Rucci, in exchange for WR Irving Fryar)
4a Choice to Arizona (NE trades its pick, 107 overall, to Arizona for its fourth round pick from Miami, 121 overall, and its fifth round pick from LA Rams, 135 overall)
4b John Burke, 121, TE, Virginia Tech
(from Miami through Arizona in trade described earlier)
5 Choice to San Diego (in trade described earlier)
5 Pat O'Neill, 135, P, Syracuse
(from LA Rams through Arizona in trade described earlier)
6a Steve Hawkins, 166, WR, Western Michigan
6b Max Lane, 168, OT, Navy
(from Seattle in the trade for Jon Vaughn)
7a Jay Walker, 198, QB, Howard
7b Marty Moore, 222, LB, Kentucky
(from Dallas in exchange for QB Hugh Millen)

1993

1 Drew Bledsoe, 1, QB, Washington St.
2a Chris Slade, 31, LB, Virginia
2b Todd Rucci, 51, OL, Penn State
(from Miami, along with a 1994 draft pick, in exchange for WR Irving Fryar)
2c Vincent Brisby, 58, WR, NE Louisiana
(as a result of the L.A. Raiders passing on their selection in the second round, the Patriots' first selection of the third round reverted to being the 27th pick in the second round)
4a Kevin Johnson, 86, NT, Texas Southern

Patriots All-Time Draft (cont.)

4b Corwin Brown, 110, DB, Michigan
(from Green Bay in exchange for RB John Stephens. The Patriots then traded that pick, 15th in round and 99th overall, to San Diego in exchange for the Chargers' 1993 fourth round, 110th pick and a 1993 fifth round, 138th pick)
5a Scott Sisson, 113, K, Georgia Tech
5b Richard Griffith, 138, TE, Arizona
(from San Diego in the above mentioned trade)
6 Lawrence Hatch , 142 , DB , Florida
8 Troy Brown, 198, WR/KR, Marshall

1992

1 Eugene Chung, 13, OL, Virginia Tech
(from Dallas, along with a third round pick in 1992, in exchange for Patriots' first round, 19th pick from Atlanta, second round, 37th pick and fourth round, 104th pick from Atlanta)
2 Rod Smith, 35, DB, Notre Dame
(acquired from Phoenix in exchange for Patriots' second round, 46th pick from Atlanta and fourth round, 100th pick from L.A. Raiders in 1991)
3a Todd Collins, 64, LB, Carson-Newman
3b Kevin Turner, 71, RB, Alabama
(acquired from Dallas through Minnesota, along with first round pick in 1992, in exchange for a first round, 19th pick from Atlanta, second round, 37th pick and fourth round, 104th pick from Atlanta in 1992
4a Dion Lambert, 90, CB, UCLA
(acquired from San Diego in a 1991 draft day trade in exchange for a fifth round, 127th pick from Pittsburgh in 1991)
4b Darren Anderson, 93, CB, Toledo
5 Dwayne Sabb, 116, LB, New Hampshire
(acquired from Tampa Bay in a trade during 1991 season in exchange for LB Jesse Solomon)
6 Tracy Boyd, 165, OG, Elizabeth City St.
(acquired from Detroit, along with seventh round pick in 1992, a 10th round pick in 1992 and a 12th round pick in 1992, in exchange for Patriots' sixth round, 145th pick from Phoenix, in 1992
7a Wayne Hawkins, 176, WR , Southwest St.
7b Jim Gray, 194, DT, West Virginia
(acquired from Detroit in earlier listed trade)
8a Scott Lockwood, 204, RB, Southern Cal.
(acquired from Cleveland in exchange for OG Fred Childress)
8b Sam Gash, 205, RB, Penn State
9 David Dixon, 232, DT, Arizona State
10a Turner Baur, 261, TE, Stanford
10b Steve Gordon, 277, OC, California
(acquired from Detroit in earlier listed trade)
11 Mike Petko, 288, LB, Nebraska
12 Freeman Baysinger, 333, WR, Humboldt State
(acquired from Detroit-- see sixth round details)

1991

1a Pat Harlow, 11, T, Southern California
(Patriots traded their first round selection, 1st pick, for Cowboys' first round selection, 11th pick, and Dallas' second round selection, 41st pick)
1b Leonard Russell, 14, RB, Arizona State
(choice from Dallas in exchange for Patriots' 1st round, 17th pick acquired from Houston, and Patriots' 1991 4th round, 110th pick, acquired from Buffalo in 1990)
2 Jerome Henderson, 41, CB, Clemson
(choice from Dallas)
3 Calvin Stephens, 56, G , South Carolina
4 Scott Zolak, 84, QB, Maryland
5a Jon Vaughn, 112, RB, Michigan
5b Ben Coates, 124, TE, Livingstone College
(choice from L.A. Raiders through Dallas, along with a 4th round pick in 1992, in exchange for Patriots' 1991 4th round selection, 100th pick, acquired from Pittsburgh)
6 David Key, 140, CB, Michigan
7 Blake Miller, 168, C, Louisiana State
8 Harry Colon, 196, SS, Missouri
9 O'Neil Glenn, 224, G, Maryland
10 Randy Bethel, 251, TE, Miami (Fla.)
11a Vincent Moore, 279, WR , Tennessee
11b Paul Alsbury, 303, P, SW Texas State
(choice from San Diego through the L.A. Raiders, along with a 4th round selection in 1992, in exchange for Patriots' 1991 5th round selection, 127th pick, acquired from Pittsburgh)
12 Timothy Edwards, 307, DT, Delta State

1990

1a Chris Singleton, 8, LB, Arizona
(Patriots traded their 1st round, 3rd pick, and 2nd round, 29th pick for Seahawks' two 1st round selections, 8th and 10th picks and Seattle's 3rd round pick)
1b Ray Agnew, 10, DE, North Carolina State
(choice from Seattle)
2 Choice to Seattle
3a Tom Hodson, 59, QB, Louisiana State
3b Greg McMurtry, 80, WR, Michigan
(acquired from Dallas along with Cowboys' 7th round pick, later traded to Buffalo and the Cowboys' 5th round, 120th pick, in exchange for Patriots' 3rd round selection, originally Seattle's, NE's 6th round, 143rd pick, and 8th round, 197th pick)
5a Junior Robinson, 110, DB, East Carolina
(choice from Washington, along with Redskins' 2nd pick in the 5th rd., which was later traded to Denver, in exchange for Patriots' 4th round, 86th pick)
5b Jon Melander, 113, OT, Minnesota
5c James Gray, 120, RB, Texas Tech
(choice from Dallas)
6 Choice to Dallas
7 Choice to Buffalo

Patriots All-Time Draft (cont.)

8 Choice to Dallas
9 Shawn Bouwens, 226, OG, Nebraska - Wesleyan
10 Anthony Landry, 253, RB, Stephen F. Austin
11 Sean Smith, 280, DE, Georgia Tech
12a Ventson Donelson, 309, DB, Michigan St.
12b Blaine Rose, 322, OG, Maryland
(choice from Buffalo, along with a 4th round pick in 1991, in exchange for Patriots' two 7th round picks in 1990, one of which came from Dallas)

1989

1 Hart Lee Dykes, 16, WR, Oklahoma State
2 Eric Coleman, 43, DB, Wyoming
3a Marv Cook, 63, TE, Iowa
(choice from Tampa Bay for Stephen Starring trade of 1988)
3b Chris Gannon, 73, DE, S. W. Louisiana
4a Maurice Hurst, 96, DB, Southern
(from Washington for Patriots fifth-round pick of 1988)
4b Michael Timpson, 100, WR, Penn State
5 127th pick, sent to Green Bay through Cleveland as part of 1988 trade for Mike Baab
6 Eric Mitchel, 166, RB, Oklahoma
(Patriots traded their 6th round, 157th pick, for Raiders' 6th round pick, 166, and NE gains Raiders' 8th round, 224th pick)
7a Eric Lindstrom, 178, LB, Boston College
(from Raiders as part of Brian Holloway trade of 1987)
7b (sent to San Diego for Thomas Benson trade of 1988)
8a Rodney Rice, 211, DB, Brigham Young
8b Tony Zackery, 224, DB, Washington
(from Raiders as part of draft-day trade exchanging 6th round picks; originally San Francisco's pick)
9a Darron Norris, 241, RB, Texas
9b Curtis Wilson, 248, OC, Missouri
(from Minnesota for Patriots' 11th-round pick of 1988)
10 Emanuel McNeil, 268, NT, Tenn.-Martin
11 Tony Hinz, 295, FB , Harvard
12 Aaron Chubb, 325, LB, Georgia

1988

1 John Stephens, 17, RB, Northwestern (La.) St.
2 Vincent Brown, 43, LB, Miss. Valley St.
3 Tom Rehder, 69, T, Notre Dame
4a Tim Goad, 87, NT, North Carolina
(from Tampa Bay in exchange for NE's 1987 fifth-round pick)
4b Sammy Martin, 97, WR/KR, LSU
(from Minnesota in 1987 trade for QB Rich Gannon)
4c Teddy Garcia, 100, K, Northeast Louisiana
5 Troy Wolkow, 115, G, Minnesota
5b Patriots selection #127 traded to Washington in exchange for Redskins' fourth-round choice in 1989
6 Steve Johnson, 154, TE, Virginia Tech
7 Darryl Usher, 181, WR/KR, Illinois
8 Patriots selection #236 to Chicago as part of QB Doug Flutie trade
9 Neil Galbraith, 240, CB, Central (Ok.) St.
10 Rodney Lossow, 267, C, Wisconsin
(from L.A. Raiders as part of 1987 trade for OT Brian Holloway)
11 Marvin Allen, 294, RB, Tulane
11b Patriots selection #296 traded to Minnesota in exchange for Vikings' ninth-round choice in 1989
12 Dave Nugent, 321, NT, Boston College

1987

1 Bruce Armstrong, 23, OT, Louisville
2 Patriots' selection 51 overall traded to Tampa Bay as part of OT-OG Sean Farrell trade (also 7th and 9th rd picks)
3a Bob Perryman, 79, RB, Michigan
3b Patriots trade 81 overall and 10th round pick, 275 overall, to LA Raiders for Raiders' two fourth round picks, 98 and 102 overall; 81 overall pick originally from Washington for WR Ricky Sanders trade
4a Rich Gannon, 98, QB-RB, Delaware
4b Derrick Beasley, 102, DB, Winston-Salem
4c Tim Jordan, 107, LB, Wisconsin
5a Danny Villa, 113, OT, Arizona State
(choice from San Diego for DB Vencie Glenn trade)
5b Tom Gibson, 116, DE, Northern Arizona
(choice from Tampa Bay for Patriots' 6th round pick in 1986)
6 Gene Taylor, 163, WR, Fresno State
7 Patriots' selection 191 overall traded to Tampa Bay as part of Sean Farrell trade
8 Patriots' selection 219 overall traded to Kansas City for TE Willie Scott
9 Patriots' selection 247 overall traded to Tampa Bay as part of OT Sean Farrell trade
10 Patriots' selection, 275 overall, and 3rd round pick, 81 overall, traded to LA Raiders for two fourth round picks, 98 and 102 overall
11 Carlos Reveiz, 302, K, Tennessee
12 Elgin Davis, 330, RB, Central Florida

1986

1 Reggie Dupard, 26, RB, Southern Methodist
2a Mike Ruth, 42, NT, Boston College
(choice from Seattle as part of Bob Cryder trade of 1984)
2b Vencie Glenn, 54, DB, Indiana State
3 Patriots' selection 81 overall forfeited
4 Scott Gieselman, 109, TE, Boston College
5 Greg Robinson, 137, OL, Sacramento St.
6 Patriots' selection 164 overall traded to Tampa Bay for Buccaneers' fifth-round pick in 1987
7a Ray McDonald, 187, WR, Florida
(choice from San Francisco as part of Matt Cavanaugh trade of 1983)
7b Brent Williams, 193, DE, Toledo
8 Greg Baty, 220, TE, Stanford
9 George Colton, 248, OG, Maryland
10 Cletis Jones, 276, RB, Florida State
11 Gene Thomas, 303, WR, U of Pacific
12 Don McAulay, 330, K, Syracuse

Patriots All-Time Draft (cont.)

1985

1 (Choice to San Francisco - 16th overall)
1 Trevor Matich, 28, OC, BYU
(choice from San Francisco)
2a Garin Veris, 48, DE, Stanford
2b Jim Bowman, 52, DB, Central Michigan
(choice from LA Raiders part of Mike Haynes deal of 1983)
2c Ben Thomas, 56, DE, Auburn
(choice from San Francisco)
3 Patriots' selection to San Francisco
3 Audrey McMillian, 84, DB, Houston
(choice from San Francisco)
4a Tom Toth, 102, OT, Western Michigan
4b Gerard Phelan, 108, WR, Boston College
(choice from LA Raiders part of Shelby Jordan deal of 1983)
5 Choice to Cincinnati as part of WR Irving Fryar tradeup deal of 1984
6 Choice to Philadelphia as part of K Tony Franklin deal of 1984
7a Choice to LA Raiders as part of the Mike Haynes deal of 1983
7b Choice to LA Raiders
8a Choice to Atlanta for DB Rod McSwain
8b Miford Hodge, 224, DE, Washington St.
(choice from San Francisco part of Matt Cavanaugh deal of 1983)
9 Choice to Pittsburgh for WR Greg Hawthorne (1984)
10 Choice to Denver for P Luke Prestridge (1984)
11 Paul Lewis, 296, RB, Boston University
12 Tony Mumford, 328, RB, Penn State

1984

1 Irving Fryar, 1, WR , Nebraska
2 Ed Williams, 43, LB , Texas
3 Jonathan Williams, 70, RB , Penn State
5 Paul Fairchild, 124, OG , Kansas
6 Ernest Gibson, 151, DB , Furman
7a Bruce Kallmeyer, 184, K , Kansas
7b Derwin Williams, 192, WR , New Mexico
(choice from San Fran. for CB Ricky Smith)
8 James Keyton, 211, OT, Arizona State
9a Scott Bolzan, 238, OT, Northern Illinois
9b David Windham, 251, LB, Jackson State
(choice from Washingtion for DE Tony McGee)
11 Charlie Flager, 292, OG, Washington St.
12 Harper Howell, 319, TE, UCLA
SUPPLEMENTAL DRAFT:
1 Ricky Sanders, 16, WR, SW Texas St.
2 Eric Jordan, 43, RB, Purdue
3 Walter Lewis, 70, QB, Alabama

1983

1 Tony Eason, 15, QB, Illinois
2 Darryal Wilson, 47, WR, Tennessee
3a Stephan Starring, 74, WR, McNeese St.
3b Steve Moore, 80, OG/OT, Tennessee St. (choice from S.D. in Tim Fox trade)
4 Johnny Rembert, 101, LB , Clemson
5a Smiley Creswell, 118, DE , Michigan St.
(choice from Chicago in LB Rod Shoate trade)
5b Darryl Lewis, 128, TE , Texas-Arlington
6 Mike Bass, 155, K , Illinois
7 Craig James, 187, RB, SMU -- Washington-USFL
8 Ronnie Lippett, 214, DB, Miami (FL)
9a Ricky Williams, 233, RB, Langston
(choice from New Orleans)
9b Mark Keel, 240, TE, Arizona
Arizona—USFL
10a James Williams, 264, TE, Wyoming
(choice from NY Giants in LB Bill Matthews trade)
10b Toby Williams, 265, DE, Nebraska
(choice from New Orleans)
10c Tom Ramsey, 267, QB , UCLA
Los Angeles—USFL
11a Steve Parker, 292, WR, Abilene Christian
(choice from New Orleans)
11b Calvin Eason, 294, DB, Houston
12a Waddell Kelly, 319, RB, Arkansas St.
(choice from New Orleans)
12b Andy Ekern, 326, OT, Missouri

1982

1a Ken Sims, 1, DE, Texas
1b Lester Williams, 27, DT, Miami (FL)
(choice from San Francisco in TE Russ Francis deal)
2a Robert Weathers, 40, RB, Arizona St.
(choice from San Diego in FS Tim Fox deal)
2b Andre Tippett, 41, LB, Iowa
(choice from San Francisco)
2c Darryl Haley, 55, OT, Utah
(choice from San Francisco)
3a Cedric Jones, 56, WR/KR, Duke
3b Clayton Weishuhn, 60, LB, Angelo St.
(choice from Seattle for RB Horace Ivory)
4a George Crump, 85, DE, East Carolina
4b Brian Ingram, 111, LB, Tennessee
(choice from San Francisco in TE Russ Francis deal)
5 Fred Marion, 112, DB, Miami (FL)
6 Ricky Smith, 141, DB, Alabama State
7 Jeff Roberts, 168, LB, Tulane
8 Ken Collins, 197, LB, Washington St.
9 Kelvin Murdock, 224, WR, Troy State
10 Brian Clark, 253, K, Florida.
11a Used to select WR Chy Davidson of Rhode Island in 1981 supplemental draft.
11b Steve Sandon, 296, QB, Northern Iowa
(choice from NY Giants for DB Bill Currier)
12 Greg Taylor, 308, WR/KR, Virginia

1981

1 Brian Holloway, 19, OT, Stanford
2 Tony Collins, 47, RB/KR, East Carolina
3 Choice to Minnesota for RB Chuck Foreman.
4 Don Blackmon, 102, LB, Tulsa.
5 Steve Clark, 130, DE, Kansas State
6 Ron Wooten, 157, OG, North Carolina

Patriots All-Time Draft (cont.)

7 Ken Toler, 185, WR, Mississippi
8a Ken Naber, 194, P, Stanford
(choice from N.O. for OG Sam Adams)
8b Lin Dawson, 212, TE, North Carolina St.
9 Choice to Detroit for LB Ed O'Neill
10 Choice to Cleveland for DE Ernest Pirce
11 Brian Buckley, 295, QB, Harvard
12 Cris Crissy, 323, DB/KR, Princeton

1980

1a Roland James, 14, DB, Tennessee.
1b Vagas Ferguson, 25, RB, Notre Dame
(choice from Houston in OT Leon Gray deal)
2 Larry McGrew, 45, LB, USC
3 Steve McMichael, 73, DT, Texas
4 choice to Los Angeles in WR Harold Jackson deal
5 Doug McDougald, 124, DE, VPI
6a Choice to Cleveland for DE Mike St. Clair
6b Preston Brown, 160, WR/KR, Vanderbilt
(from Houston in OT Leon Gray deal)
7 Tom Kearns, 180, OG , Kentucky
8 Mike House, 208, TE , Pacific
9 Barry Burget, 235, LB , Oklahoma
10 Tom Daniel, 266, OC , Georgia Tech
11 Mike Hubach, 293, P , Kansas
12 Jimmy Jordan, 320, QB , Florida State

1979

1 Rick Sanford, 25, DB, South Carolina
2 Bob Golic, 52, LB, Notre Dame
3 (choice to Los Angeles in WR Harold Jackson deal)
4 Eddie Hare, 106, P, Tulsa
5 John Zamberlin, 135, LB, Pacific Lutheran
6 (choice to Pittsburgh)
7a Judson Flint, 177, DB, Memphis State
(choice from Washington)
7b Choice forfeited
8 Randy Love, 216, RB, Houston
9 John Spagnola, 245, TE, Yale
10a Martin Cox, 270, WR, Vanderbilt
(choice from Denver)
10b Allan Clark, 271, RB, Northern Arizona
11 (choice to Washington)
12 (choice to Detroit)

1978

1 Bob Cryder, 18, G, Alabama
2 Matt Cavanaugh, 50, QB , Pittsburgh
3 Carlos Pennywell, 77, WR , Grambling
4 Dwight Wheeler, 02, T , Tennessee St.
5 Bill Matthews , 129, LB , South Dakota St.
6 Kem Coleman, 156, LB , Mississippi
7 Mike Hawkins, 188, LB , Texas A&I
8a Terry Falcon, 198, G , Montana
(from Buffalo through Philadelphia)
8b Mosi Tatupu, 215, RB, Southern Calif.
9 Tim Petersen, 242, LB, Arizona State
10 Bryan Ferguson, 269, DB, Miami
11 Charlie Williams, 296, LB, Florida
12 John Gibney, 328, C, Colgate

1977

1a Raymond Clayborn, 16, DB, Texas
(choice from San Francisco)
1b Stanley Morgan, 25, WR, Tennessee
2a Horace Ivory, 44, RB, Oklahoma
(choice from San Francisco)
2b Don Hasselbeck, 52, TE , Colorado
3 Sidney Brown, 82, DB , Oklahoma
4 Gerald Skinner, 109, T , Arkansas
5 (choice to St. Louis)
6 (choice to Houston)
7 Ken Smith, 192, WR , Arkansas-Pine Bluff
8 Brad Benson, 219, G , Penn State
9 Jerry Vogele, 249, LB , Michigan
10a John Rasmussen, 276, T , Wisconsin
10b Giles Alexander, 279, DE, Tulsa
(choice from Oakland)
11 Ray Costict, 303, LB, Mississippi State
12 Dave Preston, 333, RB , Bowling Green

1976

1a Mike Haynes, 5, DB, Arizona State
1b Pete Brock, 12, C, Colorado
(choice from San Francisco)
1b Tim Fox, 21, DB, Ohio State
(from Houston through San Francisco)
2 Ike Forte, 35, RB, Arkansas
3 (choice to Chicago)
4 (choice to Cleveland thru Philadelphia)
5 (choice to San Diego)
6 (choice to New York Giants)
6b Greg Boyd, 170, DE, San Diego State
7a (choice to Cincinnati)
7b Perry Brooks , 202, DT , Southern
(choice from Houston)
8a (choice to Philadelphia)
8b Stu Betts, 235, RB, Northern Michigan
(choice from Minnesota)
9 Doug Beaudoin, 243, DB , Minnesota
10 Ricky Feacher, 270, WR , Miss. Valley
11 Donnie Thomas, 298, LB , Indiana
12 Nathaniel Bell, 325, DT , Tulane
13 James Jones, 352, DB , Central Michigan
14 David Quehl, 382, WR , Holy Cross
15 Bernard Coleman, 409, WR , Bethune-Cookman
16 Clifford Brown, 436, DT , Tuskegee
17 Todd Anderson, 465, C , Stanford

1975

1 Russ Francis, 16, TE , Oregon
2 Rod Shoate, 41, LB , Oklahoma.
3 Pete Cusick, 66, DT , Ohio State.
4a Allen Carter, 86, RB , So. California
(from San Diego through Cleveland)
4b Steve Burks, 91, WR, Arkansas State
5a Steve Grogan, 116, QB, Kansas State
5b Steve Freeman, 117, DB , Mississippi St.

Patriots All-Time Draft (cont.)

(choice from Philadelphia)
6 (choice to Detroit)
7 Lawrence Williams, 172, WR , Texas Tech
8 (choice to Chicago)
9 (choice to Pittsburgh)
10 (choice to Pittsburgh)
11 Rene Garnett, 272, DB , Idaho State
12a Matt Kendon, 297, DT , Idaho State
12b Conredge Holloway, 306, QB, Tennessee
(choice from Washington)
13 Joe Harvey, 328, DE , Northern Michigan
14 Tom Gossom, 353, WR , Auburn
15 Don Clayton, 378, RB , Murray State
16 Kerry Marbury, 403, RB , West Virginia
17 Myke Horton, 428, T , UCLA

1974

1 (choice to San Francisco)
2a Steve Corbett, 30, G , Boston College
(choice from Chicago)
2b Steve Nelson, 34, LB , North Dakota St.
3 (choice to Chicago through Washington)
4 (choice to Cincinnati)
5a Andy Johnson, 113, RB, Georgia
5b Charlie Battle, 124, LB-DE, Grambling
(choice from Washington through NO)
6a (Choice to Baltimore)
6b Chuck Ramsey, 141, P, Wake Forest
(choice from Philadelphia)
7 (choice to Pittsburgh)
7b Maury Damkroger, 178, LB , Nebraska
(choice from Washington)
8 (choice to Chicago)
9a Ed McCartney, 209, TE , NE Oklahoma
(from Houston)
9b (choice to Washington)
10 (choice to Pittsburgh)
11 Archie Gibson, 268, RB, Utah State
12 Eddie Foster, 296, T , Oklahoma
13 Phil Benett, 321, RB , Boston College
14 Cecil Bowens, 346, RB , Kentucky
15 Sam Hunt, 374, LB , Stephen F. Austin
16 Lucious Selmon, 399, DT , Oklahoma
17 Gary Hudson, 424, DB , Boston College

1973

1a John Hannah, 4, G, Alabama
1b Sam Cunningham, 11, RB, Southern Cal
(choice from Los Angeles)
1c Darryl Stingley, 19, WR , Purdue
(choice from Chicago)
2 (choice to Cleveland thru N.Y. Giants)
3a Brad Dusek, 56, DB , Texas A&M
3b Charles Davis, 79, RB, Alcorn A&M
(choice from Dallas)
4 Allen Gallaher, 82, T , So. California
5 Doug Dumler, 193, C , Nebraska
6 (Choice to New Orleans)
7 (Choice to Miami)
8 Isaac Brown, 185, RB , W. Kentucky
9 David Callaway, 212, T , Texas A&M
10 Dan Ruster, 238, DB, Oklahoma
11 Homer May, 264, TE, Texas A&M
12 Bruce Barns, 290, P, UCLA
13 Alan Lowry, 316, DB, Texas
14 Raymond Hamilton, 342, LB, Oklahoma
15 Conde Pugh, 358, DB, Norfolk State
16 Mike Kutter, 394, DE, Concordia
17 Eddie McAshan, 418, QB-DB, Georgia Tech

1972

1a (choice to Minnesota as compensation for Joe Kapp)
1b Choice from Los Angeles for Phil Olsen sent to NY Giants in trade for Fred Dryer
2a (choice to Dallas)
2b Tom Reynolds, 49, WR, San Diego State
(choice from Kansas City)
3a (choice to Dallas)
3b Jim White, 73, DE, Colorado State U.
(choice from Washington through L.A.)
4 (choice to Dallas)
5a (choice to Baltimore)
5b Ron Bolton, 124, DB, Norfolk State
(choice from Oakland)
6 (choice to Atlanta thru New York Giants)
7a Clark Hoss, 165, TE, Oregon State
7b John Tarver, 165, RB , Colorado
(choice from San Diego)
8 Steve Beyrle, 195, G, Kansas State
9 Mike Kelson, 220, T, Arkansas
10 Mel Caraway, 245, DB , N.E. Oklahoma
11 Rodney Cason, 269, T, Angelo State
12 Steve Booras, 295, DE, Mesa J.C.
13 Sam Elmore, 325, DB, E. Michigan
14 Ed Rideout, 350, WR, Boston College
15 Joel Kilmek, 375, TE, Pittsburgh
16 Eric Dahl, 400, DB, San Jose State
17 Junior Ah You, 425, LB, Arizona State

1971

1 Jim Plunkett, 1, QB, Stanford
2 Julius Adams, 27, DT, Texas Southern
3 (choice to Buffalo through Oakland)
4 (choice to Denver)
5 Tim Kelly, 105, LB, Notre Dame
6 David Hardt, 131, TE , Kentucky
7 (choice to Oakland)
8 (choice to Buffalo)
9 Josh Ashton, 209, RB , Tulsa
10 Layne McDowell, 235, T, Iowa
11 Dan Schneiss, 251, TE , Nebraska
12 John Rodman, 287, T , Northwestern
13 Lewis Swain, 313, DB , Alabama A&M
14 Alfred Sykes, 339, WR , Florida A&M
15 Nick McGarry, 365, TE , Massachusetts
16 Jim Zikmund, 391, DB , Kearney State
17 Ronald Leigh, 417, DE , Elizabeth City St.

Patriots All-Time Draft (cont.)

1970

1 Phil Olsen, 4, DT , Utah State
2 (choice to Houston)
3 Mike Ballou, 56, LB , UCLA
4 Eddie Ray, 83, DB , LSU
5 Bob Olson, 107, LB , Notre Dame
(choice from Miami)
6 (choice to Buffalo)
7 Odell Lawson, 160, RB , Langston, Okla
8 (choice to New York Jets)
9 Dennis Wirgowski, 212, DE , Purdue
10 Henry Brown, 239, K-WR , Missouri
11 Dennis Bramlett, 264, T, Texas-El Paso
12 Greg Roero, 291, DT, N. Mex. Highlands
13 Ronnie Shelley, 316, DB, Troy State
14 Garvie Craw, 343, RB/TE, Michigan
15 Kent Schoolfield, 368, WR, Florida A&M
16 Otis McDaniel, 395, DE, Tuskegee
17 Joe Killingsworth, 420, WR, Oklahoma

1969

1 Ron Sellers, 6, SE, Florida State
2 Mike Montler, 32, G , Colorado
3 Carl Garrett, 58, RB , N.M. Highlands
4 (choice to Denver through Kansas City)
5 Onree Jackson, 110, QB , Alabama A&M
6 (choice to Oakland)
7 Rick Hackley, 162, T , New Mexico State
8 Bob Gladieux, 188, RB , Notre Dame
9a Steve Alexakos, 209, G-LB , San Jose St.
(choice from Buffalo)
9b Joe Walker, 214, DE , Albany State
10 Dennis Devlin, 240, DB , Wyoming
11 Barry Gallup, 266, SE , Boston College
12 Richard Lee, 292, DT , Grambling
13 Joe Leasey, 318, LB , Alcorn A&M
14 John Cagle, 344, LB , Clemson
15 Brant Conley, 370, RB-P , Tulsa
16 Jim Vuono, 396, LB , Adams State
17 George Muse, 472, LB-DB, Grambling

1968

1 Dennis Byrd, 6, DT, North Carolina State
2 Tom Funchess, 32, T , Jackson State
3 Aaron Marsh, 60, FL , Eastern Kentucky
4 R.C. Gamble, 88, RB , South Carolina St.
5 Jim Smithberger, 116, DB , Notre Dame
6 (choice to Cincinnati).
7 John Schneider, 170, QB , Toledo
8 Daryl Johnson, 197, DB , Morgan State
9 (choice to Houston)
10 John Outlaw, 249, DB , Jackson State
11 Paul Feldhausen, 278, T , Northland, Wis.
12 James Cheyunski, 305, LB , Syracuse
13 Max Huber, 332, T , Brigham Young
14 Henry McKay, 358, E , Guilford
15 Art McMahan, 385, DB , No. Carolina St.
16 Charles Fulton, 413, RB , Tennessee
17 Ed Koontz, 440, LB , Catawba

1967

1 John Charles, 21, DB, Purdue
2 (choice to Kansas City).
3 (choice to New York Jets).
4 Ed Philpott, 101, DE, Miami (Ohio)
5 Melvin Witt, 128, DE, Arlington State
6 Ron Medlen, 154, DE, SMU
7 Robert Leo, 180, HB, Harvard
8 Tom Fussell, 206, DT, LSU
9 Charlie Thornhill, 232, DB , Michigan St.
10 John Runnels, 257, LB , Penn State
11 Leroy Mitchell, 283, FL, Texas Southern
12 Dave Davis, 310, T, Harvard
13 Ray Ilg, 336, LB, Colgate
14 Bobby Beard, 361, LB, Auburn
15 Tom Folliard, 388, LB, Mississippi State
16 Dik Nocera, 414, HB, Southern Conn.
17 Bobby Nichols, 440, TE, Boston Univ.

1966

1a Karl Singer, T, Purdue
1b Willie Townes, T, Tulsa
2a Jim Boudreaux, T, La. Tech
2b Ken Avery, LB , Miss. Southern
3a Harold Lucas, T , Mich. State
3b Ed Toner, G, U. Massachusetts
4a (choice to New York)
4b Heath Wingate, T, Bowling Green
5a John Mangum, T, Miss. Southern
5b Ray Perkins, E, Alabama.
6a Dan Irby, T, Louisiana Tech
6b Joe Avezzano, G, Florida State
7a Jim Battles, T, Southern U
7b Brent Caston, DB, Mississippi
8a Sam Montgomery, DB, Southern
8b Tom Schaefer, RB, Chattanooga
9a Doug Satcher, LB, Southern
9b Jack White, QB, Penn State
10 Dennis Brewster, T, BYU
10b Bob Ellis, HB, Massachusetts
11 (choice to New York)
11b Jay Marion, DB, Wyoming
12 Dick Fugere, LB, Cincinnati
13 Tom Carr, FB, Bates St.
14 Bob Hall, DB, Brown
15 Billy Laird, QB, La. Tech
16 Buddy Owens, G, Michigan State
17 Dick Capp, DE, Boston College
18 John Pincavage, E-DB, Virginia
19 Joe Novogratz, G, Pittsburgh
20 Paul Soule, HB, Bowdoin

1965

1a Jerry Rush, T, Michigan State
1b Dave McCormick, T, LSU
2a (Choice to Houston)
2b Bob Kowlowski, T, Virginia
3a Jim Whalen, E, Boston College
3b Bob Cappadonna, FB, Northeastern
4a Ellis Johnson, HB, S.E. Louisiana

Patriots All-Time Draft (cont.)

4b Dick Arrington, G , Notre Dame
5a Corwyn Aldredge, E , N.W. Louisiana
5b Dennis Smith, DE , Cincinnati
6a Justin Canale, G , Mississippi State
6b Billy Ezell, DB, LSU
7a Tom Neville, T , Mississippi State
7b John Hankinson, QB , Minnesota
8a Fred Brown, E, Miami
8b Beau Colle, DB , LSU
9a Bob Malone, T , Louisiana Tech
9b Charles Brown, T , Tulsa
10 (Choice to Buffalo)
10b Dave Hettema, T, New Mexico
11a John Frechette, T, Boston College
11b Roy Schmidt, G , Long Beach State
12a Jim Weatherly, DB, Mississippi
12b Leon Stanridge, E, San Diego State
13 Charlie Green, QB, Wittenberg
14 Jay Cunningham, HB, Bowling Green
15 Ted Rodosevitch, G, Cincinnati
16 George Pyne, T, Olivet
17a White Graves, DB, LSU
17b Dave Lee, E, Louisiana Tech
18 Ed Meixler, LB, Boston University
19 Jim Nance, FB, Syracuse
20 Fred Fugazzi, FB, Missouri Valley

1964

1 Jack Concannon, QB, Boston College
2 Jim Kelly, E, Notre Dame
3 (choice to Denver)
4 Jon Morris, E, Holy Cross
5 (choice to San Diego)
6 Jim Mazurek, G, Syracuse
7 T.W. Alley, T, William & Mary
8a J.D. Garrett, HB, Grambling
8b Roger Lalonde, T, Muskingum
9 Lennie St. Jean, E, N. Michigan
10 (choice to Buffalo)
11 Jim Barrett, HB , Boston College
12 (choice to Kansas City)
13 Joe Scarpati, DB , N. Carolina State
14 Jim Wilson, T , Georgia
15 Tony Gibbons, T , John Carroll
16 Pete Pedro, HB , West Texas State
17 Gary Wood, QB-HB, Cornell
18 Joe Tiller, T , Montana State
19 Bill Dawson, E , Florida State
20 Lonnie Farmer, LB , Chattanooga
21 Tony Lawrence, T , Bowling Green
22 Dave Archer, T , Syracuse
23 Dave Humenick, T , Notre Dame
24 Larry Bartolamecli, T , West Virginia
25 Bryan Generalovich, E , Pittsburgh
26 Dick Niglio, HB , Yale

1963

1 Art Graham, E, Boston College
2 LeRoy Jordan, C, Alabama
3 Bob Vogel, T, Ohio State
4 Bob Reynolds, T, Bowling Green
5 Lou Cioci, G, Boston College
6 Sam Silas, T, Southern Illinois
7 Dick Williamson, E, Alabama
8 Rod Foster, G, Ohio State
9 Jim Simon, E, Miami
10 Don McKinnon, C , Dartmouth
11a Dave Hayes, FB , Penn State (choice from Houston)
11b Dave Watson, G , Georgia Tech
12a Bill Gambrell, HB , South Carolina (choice from Buffalo)
12b Tim Gauntner, HB, John Carroll
13a Dave Adams, T, Arkansas
13b Ralph Ferrissi, FB, So. Connecticut
14 Whaley Hall, T, Mississippi
15 Bob Dentel, C, Miami
16 Wes Bryant, T, Arkansas
17 Tom Neumann, HB, Michigan
18 Dave O'Brien, T , Boston College
19 Pat McCarthy, QB , Holy Cross
20 Jim Bradshaw, HB , Chatanooga
21 Gary Sherman, HB , Bowling Green
22 Nate Craddock, FB , Parsons
23 Al Snyder, HB, Holy Cross
24 Dick Schultz, T , Ohio
25 Dennis Gaubatz, G , Louisiana State U
26 Jim Tullis, HB, Florida A&M
27 Dave Adams, T , Arkansas
28 Ron Whaley, HB , Chattanooga
29 Dock Kelly, G , Georgia

1962

1 Gary Collins, E, Maryland
2 LeRoy Jackson, HB, W. Illinois
3 Sherwyn Thorson, G, Iowa
4 (choice to Houston)
5 (choice to Dallas)
6 John Schopf, T , Michigan
8 Benny McRae, HB, Michigan
9 Bill Triplett, FB , Miami, Ohio
10 John Knight, HB, Valparaiso
11 (choice to Buffalo)
12 (choice to Oakland)
13 Nick Buoniconti, G , Notre Dame
14 Chas. Sieminski, T , Penn State
15 Gerry Goerlitz, , N. Michigan
16 Ken Byers, G, Cincinnati
17 Scott Maentz, E , Michigan
18 Tom Chandler, T, Florida A&M
19 Ron Myers, E , Villanova
20 Tom Neck, HB , LSU
11 John Traynham, HB , VMI
22 Bob Asack, T , Columbia
23 Walt Crate, HB , Penn Military
24 Don Christman, C , Richmond
25 Bob Stem, C , Richmond

Patriots All-Time Draft (cont.)

26 Jim Field, QB , LSU
27 Al Gursky, HB , Penn State
28 Charles Dickerson, T , Illinois
29 Julius. Fincke, T , McNeese State
30 John L. Finn, T , Louisville
31 Mike Ingram, G , Ohio State
32 Charles Taylor, HB , Mississippi
33 Steve Jastrzembski, E , Pittsburgh
34 Ray Lardani, T , Miami (Fla.)

1961

1 Tommy Mason, HB , Tulane
2 Rip Hawkins, C , North Carolina
3 Danny LaRose, E , Missouri
4 Mike Zeno, G, Virginia Tech
5 Fran Tarkenton, QB , Georgia
6 Larry Eisenhauer, T , Boston College
7 Paul Terhes, QB , Bucknell
8 Charles Long, G , Chattanooga
9 Roland Lakes, C , Wichita
10 Richard Mueller, E , Kentucky
11 Mel West, HB , Missouri
12 Wayne Harris, C , Arkansas
13 Dan Underwood, T , McNeese State
14 James Wright, QB, Memphis State
15 (choice to Dallas)
16 George Balthazar, T , Tennessee A&I
17 Ray Ratkowski, HB , Notre Dame
18 Tom Rodgers, HB , Kentucky
19 Joe Bellino, HB , Navy
20 Dan Oakes, G , VPI
22 Bob Johnson, E , Michigan
23 Darrel DeDecker, C, Illinois
24 Don Webb, HB, Iowa State
25 Robert Minihane, T , Boston University
26 Charles Granger, T , Southern U. (La.)
27 Terry Huxhold, T , Wisconsin
28 Bryant Harvard, QB , Auburn
29 Ernie McMillan, T , Illinois
30 George Hulz, T , Mississippi Southern

1960

FIRST SELECTIONS:

Buddy Allen, HB , Utah State
Ron Burton, HB , Northwestern
Dale Chamberlain, FB , Miami, O.
Henry Christopher, E , SMU
Dan Colchicco, E , San Jose State
Jack Cummings, QB , North Carolina St.
James Davis, C , Oklahoma
Sarafine Fazio, C , Pittsburgh
Max Fugler, C , LSU
Jim Gardner, T , Duke
James Goodyear, T-G , Wake Forest
Dave Harris, HB , Kansas
Al Henderson, T , Colorado State
James Hickman, T-G , Penn State
Robert Krantz, FB , Penn State
Joe Kulbacki, HB , Purdue
Dee Mackey, E , E. Texas St.
Leon Manley, G , W. Texas St.
Cliff Manning, T-G , Hardin-Simmons
Pete Manning, E , Wake Forest
Edward Mazurek, T , Xavier
Bell Meglen, G , Utah State
Frank Mestnik, FB , Marquette
Ron Mix, T , USC
Irvin Nikolai, E , Stanford
Jim Prestel, T, Idaho
Bob Salerno, G, Coloardo
Gerhardt Schwedes, HB , Syracuse
Richard Soergel, QB , Oklahoma St.
Larry Wagner, T, Vanderbilt
Harvey White, QB , Clemson
Tirey Wileman, HB , SMU
Gary Wisener, E , Baylor

SECOND SELECTIONS:

1. Dave Ames, HB , Richmond
2. James Boeke, T/G, Heidelberg
3. Billy Brewer, QB , Ole Miss.
4. EmanuelCongedo, , T/G , Villanova
5. Pat Dye, T/G , Georgia
6. John Farrington, WR , Prairie View
7. Rich Grecni , C , Ohio U.
8. Bud Jones , WR , SMU
9. Don Kacmarek , T/G , North Dakota
10. John Lawrence, T/G , North Carolina St.
11. Ron Maltony, T/G , Purdue
12. Bobby Pate, RB , Presbyterian
13. Jack Rudolph , LB , Georgia Tech
14. Frank Sally , T/G , California
15. Bob Spada , E , Duke
16. Pete Tunney , HB , Occidental
17. Jim Webster , HB , Marquette
18. John Wilcox , T/G , Oregon

All-Time Trades

Editor's Note: Below is a noncomprehensive list of the Patriots' all-time trades. Many of the early trade dates and information are missing from the Patriots archives. Any additional information that can contribute to making this list more complete would be greatly appreciated. Please contact the Patriots public relations department with any pertinent details to help our department better assist you in future publications.

** denotes conditional trades*

1960

Ron Mix (OT) to San Diego for Tom Greene (QB).
Wray Carlton (FB) to Buffalo for Al Crow (DE).

8/25 Gordie Holz (OT) to Denver for Larry Cundiff (C).

8/31 Gerhard Schwedes (RB) to NY Titans for Marshall Harris (DB) and Titans seventh round choice in 1961.*

1961

Acquired QB Babe Parilli and FB Billy Lott from Oakland in exchange for HB Dick Christy and T Hal Smith.

4/15 Art Hauser (DT) and Bill Striegal (LB) to Denver for Al Romine (S) and Don King (DE).

6/1 Tom Greene (QB) to San Diego for Duane Leopard (LB).

10/9 Houston Antwine (G) from Houston for Boston's third round draft choice in 1962.

1962

Ed "Butch" Songin (QB) to NY Titans for Dick Felt (DB).
Tony Romeo (TE) (and player named later) from Dallas for rights to Bill Hull (E).

1963

Gerry DeLucca (OT) from Kansas City for future draft choice.
Harry Jacobs (LB) sold to Buffalo.
Bill Hudson (DT) from San Diego for draft choice.
Charley Theokas (C) sold to NY Jets.
Dick Klein (OT) sold to Oakland.

1964

Mack Yoho (DE) from Buffalo for future draft choice.
Walt Cudzik (C) to Denver in partial payment for draft rights to Jack Concannon (QB).
Billy Lott (FB) to Denver.
Bob Schmidt (C/T) from Houston for a draft choice.

12/30 Eddie Wilson (QB) acquired from Kansas City for a draft choice and cash.

1965

12/20 Jim Colclough (WR) and draft rights to Jim Waskiewicz (C) to NY Jets for John Huarte (QB).

1966

1/15 Players lost to expansion draft (Miami) Billy Neighbors (G), Ross O'Hanley (S), Jack Rudolph (LB), Ed Wilson (QB).

1/29 Ron Burton (RB) to Kansas City for Jim Fraser (P).

9/6 Jim Colclough (WR) from NY Jets for draft choice.

1967

10/14 Don Trull (QB) from Houston for draft choice.

1968

1/15 Players lost to expansion draft (Cincinnati)Joe Bellino (WR), Jim Boudreaux (OT), J.D. Garrett (RB), White Graves (DB), Ron Hall (DB).

6/11 Gene Thomas (RB) from Kansas City for Patriots' fourth round choice in 1969.

7/20 Babe Parilli (QB) to NY Jets for Myron (Mike) Taliaferro (QB).

8/28 Bob Cappadonna (RB) to Buffalo for Bills' ninth round choice in 1969.
John Williamson (LB) from Oakland for Patriots' sixth round choice in 1969.

1969

3/24 Leroy Mitchell (CB) and Patriots' second round choice in 1970 to Houston for Sid Blanks (RB), Larry Carwell (CB), Ron Caveness (LB), and Charlie Frazier (WR).

3/24 Nick Buoniconti (LB) to Miami for John Bramlett (LB), Kim Hammond (QB), and Miami's fifth choice in 1970.
Tom Janik (S) from Buffalo for Patriots' sixth choice in 1970.
Ezell Jones (DE) from NY Jets for draft choice.

1970

4/14 Jim Whalen (TE) to Denver for Tom Beer (TE).

8/31 Ike Lassiter (DE) from Oakland for Patriots' third and seventh round draft choices in 1971.

1971

2/1 Jim Schmedding (G) from San Diego for Patriots sixth round choice in 1972*

7/8 Mike Haggerty (OT) from Pittsburgh for Marty Schottenheimer (LB) and Patriots' 14th round choice in 1972.

7/13 Phil Olsen (DE) to Los Angeles for Rams' first choice in 1972.

7/19 Willis Crenshaw (RB) from Denver for Patriots' sixth round choice in 1972.*

7/23 Steve Kiner (LB) from Dallas for Patriots' fourth

round choice in 1972.

7/31 Halvor Hagen (DE) and Honor Jackson (WR) from Dallas for Patriots' second and third round choices in 1972 [this deal originally included Duane Thomas (RB) and Carl Garrett (RB)].

7/31 Richie Moore (OT) from Green Bay for John Bramlett (LB).*

8/9 Ara Person (TE) from Pittsburgh for Jim Clack (C).

9/7 Dave Rowe (DT) from Houston for Tom Funchess (OT).

9/8 Mike Haffner (WR) from Denver for Patriots' 13th choice in 1972.*

9/8 Eddie Ray (RB) to San Diego for Chargers' seventh round choice in 1972.

9/16 Warren Koegel (C) to Oakland for Raiders' fifth round choice in 1972.

9/22 Mo Moorman (G) to Kansas City for Chiefs' second round choice in 1972.

9/27 Ron Gardin (DB) from Baltimore for Patriots' fifth round choice in 1972.

10/1 Phil Clark (S) from Pittsburgh for Rocky Bleier (RB).

11/4 Reggie Rucker (WR) acquired from NY Giants (via waivers) for Patriots' sixth round choice in 1972.

1972

2/1 Fred Dryer from NY Giants for Patriots' first choice in 1972 and their second round draft choice in 1973.

3/27 Ed Philpott (LB) to San Diego for Chargers' seventh round choice in 1973.

4/27 Fred Dryer (DE) to Los Angeles for Rick Cash (DT) and Ram's first choice in 1973.

5/20 Houston Antwine (DT) to Philadelphia for Billy Hobbs (LB).

6/28 Ron Gardin (DB) to Pittsburgh for Steelers' sixth round choice in 1973.*

6/29 Jim Flanigan (LB) from New Orleans for Patriots' sixth round choice in 1973.

7/14 Ron Sellers (WR) to Dallas for Cowboys' fourth round choice in 1973.

7/15 Ike Lassiter (DE) to Washington for Baltimore's ninth round choice in 1973*

7/19 Bill Atessis (DE) to St. Louis for Cardinals' fifth round choice in 1973.*

7/24 Jim Nance (RB) to Philadelphia for Eagles' fourth choice in 1973.*

7/31 Eric Crabtree (WR) to Denver for Broncos' seventh round choice in 1973.*

7/31 Jim Benien (P) from Detroit for Patriots' fifth round choice in 1973.*

7/31 Bob Windsor (TE) from San Francisco for Patriots' first choice in 1974.

7/31 Clark Hoss (TE) to Cleveland for Browns' seventh round choice in 1973.*

8/4 Steve Kiner (LB) to Miami for Bob Griffin (OT).

8/7 Ernie Holmes (DT) sold to Pittsburgh.

8/25 Wayne Mass (OT) from Miami for Patriots' seventh round choice in 1973.

8/29 Greg Slough (LB) from Oakland for future considerations

1973

1/30 Carl Garrett (RB) to Chicago for Detroit's first round choice in 1973.

4/19 Jim Cheyunski (LB), Halvor Hagen (DE) and Mike Montler (OT) to Buffalo for Edgar Chandler (LB), Jeff Lyman (LB), and Wayne Patrick (RB).

5/16 Bob Adams (TE) from Pittsburgh for Patriots' seventh round choice in 1974.

7/2 Lloyd Voss (DE) from Denver for Patriots' eighth round choice in 1974.*

7/3 Herb Adderley (DB) from Dallas for Patriots' 10th choice in 1974.*

7/6 Ron Berger (TE) to Buffalo for Ken Lee (LB).

7/25 Herb Adderley (DB) to Los Angeles for Bill DuLac (G).

7/25 Jeff Lyman (LB) to Los Angles for Rams' seventh round choice in 1974.*

7/26 Mel Lunsford (DE) from Washington for Patriots' fifth round choice in 1974.

8/7 John Smith (K) to Pittsburgh for Steelers' 10th choice in 1974.*

8/9 Bill DuLac (G) to Green Bay for Kevin Hunt (OT).

8/16 Tom Reynolds (WR), Ken Lee (LB) and Patriots eighth round choice in 1974 to Chicago for Bears' second round and fourth round choices in 1974.

8/22 Bill Peterson (LB) from Cincinnati for Patriots' fourth round choice in 1974.

8/29 Jerry List (RB) from Oakland for Patriots' 11th round choice in 1984.*

8/29 Henry Matthews (RB) to New Orleans for Saints' fifth round choice in 1974.

8/29 Charlie Richards (QB) from Washington for Patriots' ninth round choice in 1974.*

9/3 Ralph Anderson (S) from Pittsburgh for Chicago's fourth round choice in 1974 (through New England)

9/6 Brad Dusek (LB) and Patriots' third round choice in 1974 to Washington for Donnel Smith (DE) and Redskins' seventh round choice in 1974.

9/10 Dennis Wirgowski (DE) to Philadelphia for Eagles' sixth round choice in 1974.

9/10 Brian Stenger (LB) from Pittsburgh for Patriots' 10th round choice in 1974.

1974

1/29 Dick Gordon (WR) from Green Bay for John Mosier (TE).

1/30 Jack Mildren (DB) from Baltimore for Patriots' sixth round choice in 1974.

1/30 Steve Kiner (LB) to Houston for Oilers' ninth round

choice in 1974.

8/7 Archie Pearmon (DE) sold to Detroit.

8/13 Don Highsmith (RB) from Atlanta for Patriots' 12th round choice in 1975.

8/14 Dave Lewis (P) purchased from Cincinnati.

8/14 James Callier (DE) sold to Chicago.

8/16 George Webster (LB) from Pittsburgh for Patriots' 10th round choice in 1975.

8/23 Dave Rowe (DT) to San Diego for Chargers' sixth round choice in 1975.

9/4 Dave Mason (S) to Green Bay for Packers' 10th round choice in 1975.*

9/10 Tony McGee (DE) from Chicago for Patriots' eighth round choice in 1975 and third round choice in 1976.

9/11 Craig Hanneman (DE) from Pittsburgh for Patriots' ninth round choice in 1975.

1975

1/23 John Tarver (RB) to Philadelphia for Eagles' fifth round choice in 1975 and eighth round choice in 1976.

1/28 Reggie Rucker (WR) to Cleveland for San Diego's fourth round choice in 1975 (through Cleveland).

1/28 Leon Crosswhite (RB) acquired from Detroit for Patriots' sixth round choice in 1975 and Philadelphia's eighth round choice in 1976.

1/29 NFL rights to Eddie Foster (OT) traded to Washington Redskins' 12th choice in 1975.

2/5 Joe Sweet (WR) to San Diego for past considerations.

7/3 Bob Howard (CB) from San Diego for Chargers' fifth round choice in 1976.

7/15 Steve Zabel (LB) from Philadelphia for Patriots' fourth and eighth round choices in 1976.

7/30 Jon Morris (C) to Detroit for Lions' sixth round choice in 1976.

7/31 Josh Ashton (RB) to New Orleans for Saints' seventh round choice in 1976.

8/5 Bob Adams (TE) to Houston for Oilers' seventh round choice in 1976.*

8/21 Lawrence Williams (WR) to New Orleans for Saints' eighth round choice in 1976.*

8/21 Leon McQuay (RB) from NY Giants for Patriots' sixth round choice in 1976.

8/28 Durwood Keeton (S) from St. Louis for undisclosed future draft choice.

9/1 Derrick Williams (DB) from Los Angeles for undisclosed future draft choice.*

9/8 Doug Dressler (RB) from Cincinnati for Patriots' seventh round choice in 1976.

1976

3/30 Players lost due to NFL expansion draft (to Seattle and Tampa Bay) QB Neil Graff and RB Kerry Marbury to Seattle, (S) Durwood Keaton to Tampa Bay.

4/5 QB Jim Plunkett to San Francisco for QB Tom Owen and the 49ers two first round draft choices (one through Houston) in 1976 and the 49ers first and second round choices in 1977.

4/8 (CB) Ron Bolton to Cleveland for (OT) Bob McKay.

4/9 Doug Cumler (OC) to Minnesota for the Vikings' eighth round draft choice in 1976 and sixth round choice in 1977.

4/28 Leon McQuay (RB) to Oakland for the Raiders' 10th round draft choice in 1977.

9/6 Marlin Briscoe (WR) from Detroit for sixth round choice in 1977.

1977

3/11 Joe Blahak (DB) to Minnesota for cash.

8/22 Harold Hart (RB) to Washington for conditional draft choice.

9/6 John Sanders (DB) to Philadelphia for Eagles' eighth round draft choice (through Buffalo) in 1978.

10/4 Arthur Moore (NT) to Cleveland for conditional draft choice.

1978

8/14 Bob McKay (OT) to Detroit for Jim Mitchell (DE).

8/15 Mike Burke (P) from Denver for conditional draft choice.

8/16 Harold Jackson (WR) from Los Angeles for the Patriots' third round draft choice in 1979 and their fourth round choice in 1980.

8/22 Dave Pureifory (DE) from Pittsburgh for Patriots' sixth round choice in 1979.

8/23 Tom Neville (OT) to Denver for Broncos' 10th round choice in 1979.

9/13 Bob McKay (OT) from Detroit for Patriots' 12th round choice in 1979.

1979

8/15 Leon Gray (OT) to Houston for Oilers' first and sixth round draft choices in 1980, plus cash.

1980

2/7 Mike St. Clair (DE) from Cleveland for Patriots' own sixth round choice in 1980 and Ernest Price (DE) from Cleveland for Patriots' 10th round choice in 1981.

4/17 Chuck Foreman (RB) from Minnesota for conditional draft choice in 1981 (third round).

7/26 Ed O'Neill (LB) from Detroit for Patriots' ninth round draft choice in 1981.

1981

4/23 Sam Adams (OG) to New Orleans for Saints'

eighth round draft choice in 1981.

6/19 Mel Lunsford (DE) to Cincinnati Bengals for cash.

8/31 Bill Currier (DB) to New York Giants for Giants' 11th round draft choice in 1982 (used to draft QB Steve Sandon).

9/25 Horace Ivory (RB) to Seattle for Seahawks' third round draft choice in 1982 (used to pick LB Clayton Weishuhn).

1982

4/27 Tim Fox (FS) to San Diego for Chargers' second round draft choice in 1982 (Robert Weathers, RB) and their third round choice in 1983 (Steve Moore, OT).

4/27 Russ Francis (TE) and Patriots' 1982 second round draft choice to San Francisco for the 49ers first (Lester Williams, NT), both seconds (Andre Tippett, LB and Darryl Haley, OT) and fourth round (Brian Ingram, LB) draft choices in 1982.

4/28 Rod Shoate to Chicago for the Bears' fifth round draft choice in 1983 (Smiley Creswell, DE).

5/25 John Lee (DE) to Chicago for conditional undisclosed draft choice.

8/2 Bill Matthews (LB) to NY Giants for undisclosed 1982 draft choice (James Williams, TE).

8/25 Tom Owen (QB) to Washington for Tom Flick (QB).

9/2 Tony McGee (DE) to Washington for a Redskins' middle round choice in 1984.

1983

9/6 Shelby Jordan (OT) to the Los Angeles Raiders for the Raiders' fourth round choice in 1985.

9/13 Don Hasselbeck to the Los Angeles Raiders for Derrick Ramsey (TE).

11/11 Mike Haynes (CB) and the Patriots' seventh round choice in 1985 to the Los Angeles Raiders for the Raiders' first round choice in 1984 (traded to Cincinnati along with three other choices for the first overall pick in the 1984 draft, used to draft Irving Fryar) and their second round choice in 1985.

1984

2/22 Patriots obtain Tony Franklin (K) from Philadelphia for a 1985 sixth round selection (156th pick overall) in which the Eagles drafted Ken Reeves (OT, Texas A&M).

7/31 Patriots obtain Seattle's 1986 second round selection (42nd pick overall - Mike Ruth, NT, Boston College) in exchange for Bob Cryder (T).

8/20 Patriots obtain Luke Prestridge (P) from Denver for a 1985 10th round selection (269th pick overall - Buddy Funck, QB, New Mexico)

8/21 Patriots obtain Greg Hawthorne (WR) from Pittsburgh for a 1985 ninth round selection (242nd pick overall - Andre Harris, DB, Minnesota).

8/27 Patriots obtain Rod McSwain (DB) from Atlanta for a 1985 eighth round selection (215th pick overall - Ronnie Washington,LB, N.E. Louisiana).

9/11 Patriots obtain 1984 seventh round selection from San Francisco (192nd overall - Derwin Williams, WR, New Mexico) for Ricky Smith (CB).

1985

4/30 Patriots obtain 1985 first, second, and third round selections from San Francisco and draft Trevor Matich (C, BYU, 28th pick overall), Ben Thomas (DE, Auburn, 56th pick overall), and Audrey McMillian (DB, Houston, 84th overall) in exchange for New England's 1985 1st and third round selections, where the 49ers drafted Jerry Rice (WR, Mississippi Valley St., 16th pick overall) and Ricky Moore (RB, Alabama, 75th pick overall).

5/18 Patriots obtain L.A. Raiders 1985 second round selection (52nd pick overall - Jim Bowman, DB, Central Michigan) as final compensation for the Mike Haynes deal in 1983.

7/2 Patriots obtain undisclosed 1986 draft pick from Indianapolis for Tim Golden (LB, Florida).

5/1 Patriots obtain L.A. Raiders 1985 fourth round selection (108th pick overall - Gerard Phelan, WR, Boston College) as final compensation for the Shelby Jordan trade in 1983.

1986

4/29 Patriots obtain Tampa Bay's 1987 fifth round selection (116th pick overall - Tom Gibson, TE, Northern Arizona) in exchange for New England's 1986 sixth round selection (165th pick overall - Kevin Walker, DB, East Carolina).

7/22 Patriots obtain Willie Scott (TE) from Kansas City for a 1987 eighth round selection (218th pick overall - Michael Clemons, RB, William & Mary).

8/11 Patriots obtain Washington's 1987 third round selection (81st pick overall) for the rights to Ricky Sanders (WR).

9/29 Patriots obtain San Diego's fifth round selection (through Tampa Bay) and draft Danny Villa (113th pick overall) in exchange for Vencie Glenn (CB).

1987

2/19 Patriots obtain Sean Ferrell (OG) from Tampa Bay for their 1987 second, seventh and ninth round selections. Tampa drafted Don Smith (RB, Mississippi, 51st pick overall), Harry Swayne (DE, Rutgers, 190th pick overall), and Greg Davis (P, Citadel, 246th pick overall).

5/6 Patriots obtain Minnesota's 1988 fourth round selection (97th overall - Sammy Martin, WR/KR, LSU) in exchange for Rich Gannon (QB).

7/27 Patriots obtain Tampa Bay's 1988 fourth round

selection (87th pick overall - Tim Goad, NT, North Carolina) in exchange for Darryl Haley (T).

8/17 Patriots obtain Jim Romano (C) from Houston for an undisclosed future draft choice in 1988.

9/2 Patriots obtain a 10th round draft choice in 1988 from the L.A. Raiders (267th pick overall - Rodney Lossow, C, Wisconsin) in exchange for Brian Holloway (T).

10/13 Patriots obtain Doug Flutie (QB) from Chicago in exchange for their 1988 eighth round selection (208th pick overall - David Tate, DB, Colorado).

1988

4/24 Patriots obtain Minnesota's 1989 ninth round selection (248th pick overall - Curtis Wilson, OC, Missouri) for their 1988 11th round selection (296th pick overall - Norman Floyd, DB, S. Carolina).

4/24 Patriots obtain Washington's 1989 fourth round selection (96th pick overall) and draft Maurice Hurst (DB, Southern) in exchange for their 1988 fifth round selection (127th pick overall - Carl Mims, DB, Sam Houston St.).

4/25 Patriots obtain Minnesota's 1989 ninth round selection (247th pick overall - Curtis Wilson, OC, Missouri) in exchange for their 1988 11th round selection (296th pick overall - Norman Floyd (DB, South Carolina).

8/16 Patriots obtain Tony Stephens (NT) from New Orleans for a future draft choice.

8/22 Patriots obtain Thomas Benson (LB) from San Diego in exchange for their 1989 seventh round selection (183rd pick overall - Marion Butts, RB, Florida State).

8/26 Patriots obtain Tampa Bay's 1989 third round selection (63rd pick overall - Marv Cook, TE, Iowa) in exchange for Stephen Starring (WR).

8/29 Patriots obtain Mike Baab (C) from Cleveland in exchange for their 1989 fifth round selection (127th overall - Vince Workman, RB, Ohio State).

1989

4/23 Patriots obtain L.A. Raiders 1989 sixth (165th pick overall - Eric Mitchel, RB, Oklahoma) and eighth round selections (223rd pick overall - Tony Zackery, DB, Washington) in exchange for the Patriots' 1989 sixth round selection (156th pick overall - Doug Lloyd, RB, N. Dakota State).

4/26 Patriots obtain Monte Robbins (P) from Washington for a 1990 fourth round selection (86th pick overall - Cary Conklin, QB, Washington).

1990

4/22 Patriots obtain two 1990 first round selections from Seattle (eighth overall - Chris Singleton, LB, Arizona and 10th overall - Ray Agnew DE, North Carolina State) in exchange for their 1990 first round selection (third pick overall - Cortez Kennedy, DT, Miami) and their second round selection (29th pick overall - Terry Wooden, LB, Syracuse).

4/22 Patriots obtain Buffalo's 1990 fourth and 12th round selections (322nd pick overall - Blaine Rose, OG, Maryland) in exchange for two of their seventh round picks in 1990 (one of which came from Dallas).

4/22 Patriots obtain Dallas' 1990 third and fifth round selections (80th overall - Greg McMurtry, WR, Michigan and 120th pick overall - James Gray, RB, Texas Tech) in exchange for their third (originally Seattle's) sixth, and eighth round selections.

1991

4/20 Patriots obtain Dallas' 1991 first round (11th overall - Pat Harlow, T, Southern Cal) and second round selections (41st overall - Jerome Henderson, CB, Clemson) plus veterans Ron Francis (CB), David Howard (LB), and Eugene Lockhart (LB) all in exchange for New England's 1991 first round selection (first pick overall - Russell Maryland, DT, Miami).

4/21 Patriots obtain Houston's first round selection (17th pick overall - later traded) in exchange for their 1991 second round selection (28th pick overall) and fourth round selection (101st pick overall).

4/21 Patriots obtain Dallas' first round selection (14th pick overall, through New Orleans) and draft Leonard Russell (RB, Arizona State) in exchange for their first round selection (17th pick overall, acquired from Houston) and for New England's 1991 fourth round selection (110th pick overall, through Buffalo). Dallas drafted Kevin Harris (DE, Texas Southern).

4/22 Denver's fourth round choice in 1991 from New England to Pittsburgh for the Steelers' fourth and fifth round choices in 1991. Pittsburgh selected defensive back Sammy Walker (Texas Tech). New England traded Pittsburgh's fourth-round choice in 1991 to the L.A. Raiders for Dallas' fifth round choice in 1991 and the Raiders' fourth round choice choice in 1992. The Raiders selected Raghib Ismail (Notre Dame). New England selected TE Ben Coates (Livingstone).

4/22 Patriots obtained San Diego's 1991 11th round selection (303rd pick overall, through the L.A. Raiders), draft Paul Asbury (P, S.W. Texas State), and a 1992 fourth round selection (90th pick overall) where the Patriots drafted Dion Lambert (DB, UCLA) in exchange for a 1991 fifth round selection (127th pick overall, acquired from Pittsburgh earlier in the draft).San Diego drafted Floyd Fields

(DB, Arizona State).

9/17 Patriots obtain Jesse Solomon (LB) from Dallas for a future draft choice.

9/18 Patriots obtain Tampa Bay's 1992 fifth round selection (116th pick overall - Dwayne Saab, LB, New Hampshire) in exchange for Jesse Solomon (LB).

1992

4/26 Patriots obtain Dallas' 1992 first (13th pick overall - Eugene Chung, OL, Virginia Tech) and third round selections (71st pick overall -Kevin Turner, FB, Alabama) in exchange for their 1992 first (19th pick overall - Tony Smith, RB, Dallas traded to Atlanta), second (37th pick overall - Darren Woodson, CB, Arizona State), and their fourth round selections (104th pick overall, Dallas traded to Atlanta who drafted Franki Smith, DB, Baylor).

4/26 Patriots obtain Phoenix's 1992 second round selection (35th pick overall - Rod Smith, CB, Notre Dame) in exchange for their second (37th pick overall, from Atlanta - Tony Sacca, QB, Penn State) and fourth round selections (100th pick overall, from the L.A. Raiders - Michael Bankson (NT, Sam Houston State).

1993

3/30 Patriots obtain a 1993 fourth round selection (99th overall) from Green Bay in exchange for RB John Stephens.

4/1 Patriots obtain Miami's 1993 second round selection (51st pick overall - Todd Rucci, G, Penn State) and a 1994 third round selection (90th pick overall, Joe Burch, C, Texas Southern) in exchange for Irving Fryar (WR).

4/26 Patriots obtain San Francisco's 1993 fourth and fifth round selections (110th and 138th picks overall) and draft Corwin Brown (S, Michigan) and Richard Griffith (TE, Arizona) in exchange for a 1993 fourth round selection (99th pick overall, acquired from Green Bay in a trade for John Stephens). San Diego drafted Lewis Bush (LB, Washington State).

4/26 Patriots obtain Adrian White (DB) from Green Bay for a conditional 1994 seventh round selection (184th pick overall). Green Bay traded their selection to Denver who in turn drafted Butler By'Not'e (RB, Ohio State).

4/26 Patriots obtain Dallas' 1994 seventh round selection (222nd pick overall - Marty Moore, LB, Kentucky) in exchange for Hugh Millen (QB).

8/16 Patriots obtain George Williams (NT) from Cleveland for Rob McGovern (LB).

8/26 Patriots obtain Seattle's 1994 sixth round selection (168th pick overall - Max Lane, OT, Navy) for Jon Vaughn (RB).

1994

4/25 Patriots acquire running back Marion Butts and a third round draft choice (78th overall - Ervin Collier, NT, Florida A&M) from the San Diego Chargers in exchange for the Patriots' third (70th overall - Andre Coleman) and fifth round selections (137th overall - Aaron Laing).

4/25 Patriots acquire a fourth (121st overall - John Burke TE, Virginia Tech) and a fifth round selection from Arizona in exchange for the Patriots' fourth round selection (107th overall - Perry Carter).

8/10 Patriots obtain RB Leroy Thompson from the Pittsburgh Steelers for the Patriots 1995 fourth-round selection (120th overall - Oliver Gibson).

1995

4/23 Patriots acquire Kansas City's 1995 fourth-round choice (112th overall- David Wohlabaugh, C, Syracuse) for the Patriots' 1996 third-round selection.

4/23 Patriots obtain a seventh-round pick (234th overall - Carlos Yancy, CB, Georgia) from Cleveland for their seventh- round selection (231st overall - A.C. Tellison).

8/11 Patriots obtain TE Jeff Wilner and WR Bill Schroeder from Green Bay for C Mike Arthur.

8/27 Patriots acquire DE Ferric Collons in a trade with Green Bay for past considerations.

1996

4/17 Patriots receive Oakland's 1996 second-round choice (57th overall - later traded back to Raiders, see next trade) for T Pat Harlow.

4/20 Patriots receive a 1996 third-round choice (76th overall - later traded to Detroit, see next trade), 1996 fourth-round choice (124th overall - Kantroy Barber, FB, West Virginia) and 1996 fifth-round choice (149th overall - Christian Peter, DT, Nebraska) from the Oakland Raiders for the Patriots' 1996 second-round selection (the pick was acquired from the Raiders on 4/17/96).

4/20 Patriots acquire Detroit's 1996 third-round selection (86th overall - Tedy Bruschi, LB, Arizona), 1996 fourth-round selection (119th overall - Chris Sullivan, DE, Boston College) and 1996 sixth-round selection (195th overall - Marrio Grier, FB, Tenn.-Chattanooga) for the Patriots' 1996 third-round selection (76th overall - the pick was obtained from the Raiders earlier on 4/20/96).

1997

No Trades

1998

4/19 The Patriots acquire Minnesota's 1999 third round pick for CB Jimmy Hitchcock.

Free Agency Comings & Goings

The advent of unrestricted free agency has created a tremendous amount of player movement in recent years. The trend began in 1989, when the NFL owners and the NFL Players Association agreed on Plan B free agency, which allowed "unprotected players" the freedom to sign with any NFL club. The current Collective Bargaining Agreement went into effect on May 6, 1993 and will continue through the 2002 season with an option for 2003. Below are some definitions of three categories of free agency.

Unrestricted Free Agent: Any player with five of more accrued seasons shall become an unrestricted free agent when his contract expires. Such a player is free to negotiate with any club. Other clubs may sign an unrestricted free agent without penalty or restrictions.

Restricted Free Agent: Any player with three or more accrued seasons, but less than five accrued seasons shall become a restricted free agent when his contract expires. Such a player is free to negotiate and sign with any club. If a restricted free agent is lost to another team, compensation is due to the original team.(Compensation is subject to a variety of restrictions which are outlined in the Collective Bargaining Agreement).

Negotiating Rights of Players with less than Three Accrued Seasons: Any veteran player with less than three accrued seasons whose contract has expired may negotiate or sign only with his prior club if a tender is offered on or before March 1. If the club does not offer a tender by this date, the player shall be completely free to negotiate and sign with any other club.

Below are the year-by-year comings and goings. All players listed are unrestricted free agents unless otherwise indicated (see notes at the bottom of the page).

Free Agents Signed

1998 (2)		
Tony Carter	FB	Chicago
Brian Stablien	WR	Indianapolis
1997 (3)		
Steve Israel	CB	San Francisco
Zefross Moss	T	Detroit
Henry Thomas	DT	Detroit
1996 (8)		
Monty Brown (R)	LB	Buffalo
Willie Clay	S	Detroit
Shawn Jefferson+	WR	San Diego
Michael McGruder	CB	Tampa Bay
Rich McKenzie*	LB	Baltimore
Pio Sagapolutele	DT	Baltimore
Larry Tharpe	T	Arizona
Tom Tupa	P	Baltimore
Mark Wheeler	DT	Tampa Bay
1995 (6)		
Bobby Abrams	LB	Minnesota
Jeff Dellenbach	C	Miami
Jon Hand	DE	Indianapolis
David Meggett	RB	NY Giants
Tim Roberts (R)	DE	Houston
Reggie White*	NT	San Diego
1994 (6)		
Steve DeOssie	LB	NY Jets
Myron Guyton	CB	NY Giants
Bob Kratch	G	NY Giants
Mike Jones*	DE	Arizona
Ricky Reynolds	CB	Tampa Bay
Blair Thomas	RB	NY Jets

Free Agents Lost

1998 (5)		
Keith Byars	FB	NY Jets
Sam Gash	FB	Buffalo
Mike Gisler	OL	NY Jets
Curtis Martin (R)	RB	NY Jets
Danny Villa	LS	(No Team)
1997 (6)		
Jerome Henderson	CB	NY Jets
Terry Ray	S	(No Team)
Ricky Reynolds	CB	(No Team)
William Roberts	G	NY Jets
Dwayne Sabb	LB	St. Louis
Otis Smith	CB	NY Jets
1996 (2)		
Tim Roberts	DE	(No Team)
Bryan Wagner	P	(No Team)
1995 (6)		
Ray Agnew	DE	NY Giants
Harlon Barnett	S	Minnesota
David Bavaro*	LB	New Orleans
Tim Goad	NT	Cleveland
Michael Timpson	WR	Chicago
Kevin Turner (R)	FB	Philadelphia
1994 (3)		
Greg McMurtry	WR	L.A. Rams
Leonard Russell+	RB	Denver
Brent Williams	DE	Seattle

Free Agency Comings & Goings

Free Agents Signed

1993 (8)

Mike Farr	WR	Detroit
Aaron Jones	DE	Pittsburgh
Mike Pitts	DE	Philadelphia
Leon Seals	DT	Philadelphia
Scott Secules	QB	Miami
Reyna Thompson	CB	NY Giants
Steve Trapilo	G	New Orleans
John Washington	DE	Atlanta

1992 (5)

Scott Bowles	G	49ers
Alex Johnson	WR	Houston
Rob McGovern	LB	Pittsburgh
Randy Robbins	S	Denver
Larry Williams	G	Saints

1991 (3)

Ivy Joe Hunter	FB	Colts
Victor Jones	RB	Houston
Hugh Millen	QB	Atlanta

1990 (10)

George Adams	RB	NY Giants
Chris Gambol	OT	Detroit
Chris Gannon	DE	San Diego
Ernest Gibson	CB	Miami
Richard Harvey	LB	Buffalo
Ilia Jarostchuk	LB	Phoenix
Damian Johnson	T	NY Giants
Jamie Morris	RB	Washington
Zeke Mowatt	TE	NY Giants
Bob White	C	Dallas
Tony Zakery	S	Atlanta

1989 (6)

Greg Davis	K	Atlanta
David Douglas	G/C	Cincinnati
Gary Jeter	DE	LA Rams
Mike Jones	WR	Kansas City
Eric Sievers	TE	LA Rams
David Viaene	T	Houston

Free Agents Lost

1993 (0)

1992 (10)

Rob Carpenter	WR	NY Jets
Stan Clayton	OL	Pittsburgh
Harry Colon	S	Detroit
Elbert Crawford	G	Denver
Millard Hamilton	WR	NY Giants
Jon Melander	G	Cincinnati
Ed Reynolds	LB	NY Giants
Jason Staurovsky	K	NY Jets
David Viaene	T	Green Bay
Tony Zackery	S	Cleveland

1991 (8)

Ventson Donelson	CB	Green Bay
Brian Hansen	P	Cleveland
Tim Hauck	S	Green Bay
Cedric Jones	WR	Houston
Jamie Lawson	RB	Tampa Bay
Eric Siever	TE	Miami
Mosi Tatupu	RB	L.A. Rams
Jamie Morris	RB	Minnesota

1990 (17)

Glenn Antrum	WR	NY Jets
Mike Baab	C	Cleveland
Aaron Chubb	LB	Green Bay
Raymond Clayborn	CB	Cleveland
Terrence Cooks	LB	Dallas
Patrick Egu	RB	NY Jets
Howard Feggins	CB	NY Giants
Milford Hodge	DE	Washington
Darryl Holmes	FS	Pittsburgh
Lawrence McGrew	LB	Cleveland
Emanuel McNeil	NT	NY Jets
Mike Morris	C	Kansas City
Tom Rehder	T	NY Jets
Rodney Rice	CB	Tampa Bay
Peter Shorts	DE	Kansas City
David Ward	LB	Kansas City
Curtis Wilson	C	Detroit

1989 (10)

Thomas Benson	LB	LA Raiders
Elgin Davis	RB	Pittsburgh
Teddy Garcia	K	Phoenix
Ernest Gibson	CB	Miami
Tom Gibson	DE	Cleveland
Eric Naposki	LB	Dallas
Eugene Profit	CB	Washington
Darryl Usher	WR	Cleveland
Toby Williams	NT	Green Bay
Troy Wolkow	G	Kansas City

(R) indicates restricted free agents.
*indicates restricted free agent who was not tendered a qualifying offer.
+ restricted free agent whose rights were relinquished.

Patriots in The Preseason

All-Time Preseason Results

1960 (4-1-0)

DATE	SITE (ATTENDANCE)	SCORE
7/30	at Buffalo (16,000)	Patriots 28, Bills 7
8/5	at Providence (4,706)	Patriots 43, Broncos 6
8/14	at Boston (11,000)	Texans 24, Patriots 14
8/21	at Worcester, Mass. (7,500)	Patriots 21, Bills 7
8/28	at Amherst, Mass. (4,000)	Patriots 28, Raiders 14

1961 (3-1-0)

8/10	at Boston (15,387)	Patriots 14, Titans 3
8/19	at Philadelphia (73,916)	Titans 17, Patriots 7
8/25	at Providence (4,762)	Patriots 28, Bills 10
9/1	at Buffalo (9,022)	Patriots 15, Bills 12

1962 (2-3-0)

8/11	at Providence (9,000)	Raiders 21, Patriots 20
8/15	at Buffalo (22,112)	Patriots 12, Bills 7
8/18	at New Orleans (31,000)	Oilers 20, Patriots 10
8/25	at Lowell, Mass. (11,118)	Patriots 17, Titans 10
9/1	at Boston (8,783)	Bills 7, Patriots 6

1963 (0-5-0)

8/4	at Oakland (9,721)	Raiders 24, Patriots 17
8/10	at San Diego (16,427)	Chargers 50, Patriots 17
8/14	at Lowell, Mass. (9,387)	Oilers 21, Patriots 20
8/24	at Buffalo (17,697)	Bills 24, Patriots 14
9/1	at New Brunswick, N.J. (12,500)	Jets 22, Patriots 20

1964 (0-5-0)

8/9	at Boston (20,087)	Oilers 38, Patriots 7
8/18	at Lowell, Mass. (6,390)	Jets 23, Patriots 7
8/22	at New Brunswick, N.J. (11,500)	Jets 21, Patriots 20
8/28	at Buffalo (12,566)	Bills 24, Patriots 14
9/5	at Denver (20,568)	Broncos 27, Patriots 17

1965 (0-5-0)

8/8	at Boston (23,674)	Bills 23, Patriots 0
8/13	at Allentown, Pa. (18,000)	Jets 26, Patriots 16
8/21	at Houston (30,142)	Oilers 27, Patriots 6
8/28	at Norfolk, Va. (9,217)	Jets 17, Patriots 0
9/4	at Kansas City (15,157)	Chiefs 34, Patriots 7

1966 (1-3-0)

8/7	at Boston (23,291)	Bills 19, Patriots 13
8/20	at Anaheim (36,038)	Patriots 21, Raiders 10
8/27	at San Diego (11,894)	Chargers 31, Patriots 13
9/1	at Mobile, Ala. (22,000)	Jets 41, Patriots 3

1967 (1-3-0)

8/4	at Bridgeport, Conn. (16,000)	Jets 55, Patriots 13
8/13	at Boston (29,313)	Colts 33, Patriots 3
8/20	at Rochester, N.Y. (15,300)	Patriots 13, Bills 10
8/26	at Boston (15,523)	Redskins 13, Patriots 7

1968 (1-3-0)

8/10	at New Orleans (54,400)	Saints 19, Patriots 0
8/17	at Richmond, Va. (14,000)	Jets 25, Patriots 3
8/23	at Jacksonville, Fla. (15,003)	Patriots 19, Dolphins 17
9/2	at Boston (31,404)	Eagles 22, Patriots 20

1969 (2-3-0)

8/10	at Bowling Green (16,900)	Patriots 21, Bengals 13
8/17	at Boston (24,084)	Falcons 34, Patriots 16
8/25	at Montreal (8,212)	Lions 22, Patriots 9
8/31	at Jacksonville, Fla. (18,375)	Patriots 26, Broncos 10
9/6	at Birmingham (18,000)	Dolphins 13, Patriots 0

1970 (0-4-0)

8/16	at Boston (25,584)	Redskins 45, Patriots 21
8/29	at Jackson, Miss. (32,000)	Saints 26, Patriots 0
9/4	at Shreveport, La. (22,000)	Steelers 31, Patriots 3
9/11	at Salt Lake City, Ut. (17,832)	Broncos 16, Patriots 14

All-Time Preseason Standings

TEAM	W	L	T	PCT.	PF	PA	ATTENDANCE
Arizona	1	1	0	.500	21	62	73,809
Phoenix							
St. Louis							
Atlanta	5	5	0	.500	236	246	391,289
Buffalo	6	7	0	.462	191	201	211,895
Carolina	0	0	0	.000	0	0	0
Chicago	1	0	0	1.000	27	17	50,892
Cincinnati	1	2	0	.333	52	53	71,609
Cleveland	1	2	0	.333	57	52	111,733
Dallas	2	1	0	.666	68	53	168,284
Denver	3	5	0	.375	193	176	247,066
Detroit	1	4	0	.200	90	158	212,316
Green Bay	6	6	0	.500	211	198	553,975
Indianapolis	0	2	0	.000	17	67	72,099
Jacksonville	0	0	0	.000	0	0	0
Kansas City	3	3	0	.500	132	112	174,795
Miami	1	1	0	.500	19	30	33,003
Minnesota	3	1	0	.750	105	68	177,611
New Orleans	4	3	0	.571	140	126	290,295
NY Giants	3	8	0	.273	167	207	442,633
NY Jets	2	10	0	.167	129	298	238,110
Oakland	5	6	1	.434	269	246	435,870
LA Raiders							
Philadelphia	6	7	0	.462	254	238	527,153
Pittsburgh	1	4	0	.200	66	122	228,715
San Diego	2	5	0	.286	118	178	175,438
San Francisco	0	2	0	.000	22	37	69,728
Seattle	1	1	0	.500	40	42	105,693
St.Louis	4	4	0	.500	155	142	360,655
LA Rams							
Tampa Bay	1	2	0	.333	48	101	165,959
Tennessee	0	5	0	.000	57	133	138,729
Houstn							
Washington	7	5	0	.583	272	260	425,862
TOTALS	**70**	**102**	**1**	**.406**	**3156**	**3623**	**6,155,21**

1971 (1-5-0)

DATE	SITE (ATTENDANCE)	SCORE
8/8	at Minneapolis (31,813)	Vikings 17, Patriots 10
8/15	at Foxboro (60,423)	Patriots 20, Giants 14
8/22	at Buffalo (31,610)	Bills 28, Patriots 14
8/29	at Foxboro (53,271)	Rams 31, Patriots 21
9/5	at Foxboro (48,631)	Falcons 45, Patriots 35
9/10	at Memphis, Tenn. (28,082)	Jets 38, Patriots 9

1972 (2-4-0)

8/5	at Oakland (53,661)	Raiders 31, Patriots 24
8/12	at Philadelphia (30,000)	Eagles 29, Patriots 20
8/20	at Foxboro (50,892)	Patriots 27, Bears 17
8/27	at Foxboro (51,470)	Giants 31, Patriots 10
9/2	at Denver (37,128)	Broncos 49, Patriots 24
9/10	at Foxboro (47,684)	Patriots 34, Lions 30

1973 (1-5-1)

7/28	at Canton, Ohio (19,685)	49ers 20, Patriots 7
8/5	at Foxboro (43,914)	Patriots 17, Raiders 17
8/12	at Foxboro (49,209)	Giants 13, Patriots 7
8/18	at Atlanta (56,239)	Falcons 27, Patriots 10
8/25	at New Orleans (64,131)	Patriots 31, Saints 6
9/2	at Foxboro (50,369)	Redskins 35, Patriots 14
9/7	at Detroit (50,104)	Lions 34, Patriots 21

All-Time Preseason Results (cont.)

1974 (4-2-0)

DATE	SITE (ATTENDANCE)	SCORE
8/ 2	at Washington (16,405)	Patriots 21, Redskins 16
8/11	at Foxboro (17,992)	Giants 21, Patriots 6
8/18	at Foxboro (20,546)	Patriots 7, Saints 3
8/24	at San Diego (18,903)	Patriots 23, Chargers 14
8/31	at Spokane, Wash. (18,000)	Broncos 27, Patriots 21
9/ 8	at Foxboro (35,412)	Patriots 27, Eagles 17

1975 (3-2-0)

8/10	at Foxboro (40,726)	Giants 28, Patriots 14
8/17	at Foxboro (40,218)	Patriots 36, Vikings 1(
8/22	at Philadelphia (40,156)	Eagles 24, Patriots 10
8/30	at Milwaukee (51,769)	Patriots 20, Packers 17(
9/ 7	at Foxboro (39,502)	Patriots 31, Chargers 2+

1976 (3-3-0)

8/ 1	at Foxboro (30,032)	Patriots 13, Giants 7 (OT)
8/ 6	at Norman, Ok. (23,800)	Chargers 26, Patriots 17
8/15	at Foxboro (30,552)	Packers 16, Patriots 14
8/21	at Atlanta (30,619)	Patriots 28, Falcons 17
8/30	at Cleveland (36,016)	Browns 30, Patriots 27
9/ 5	at Foxboro (32,254)	Patriots 27, Eagles 7

1977 (5-1-0)

8/ 6	at E. Rutherford, N.J. (44,471)	Patriots 19, Giants 3
8/13	at Milwaukee (53,244)	Patriots 38, Packers 3
8/22	at Philadelphia (28,025)	Eagles 21, Patriots 10
8/28	at Foxboro (43,779)	Patriots 13, Steelers 10(OT)
9/ 4	at Foxboro (41,053)	Patriots 45, Redskins 7
9/11	at Foxboro (41,346)	Patriots 29, Falcons 10

1978 (4-0-0)

8/ 5	at Los Angeles (60,134)	Patriots 14, Rams 7
8/12	at Oakland (53,335)	Patriots 21, Raiders 7
8/20	at Foxboro (39,043)	Patriots 24, Chiefs 7
8/27	at Foxboro (42,696)	Patriots 21, Browns 10

1979 (2-2-0)

8/ 4	at Atlanta (59,725)	Patriots 37, Falcons 14
8/12	at Foxboro (44,955)	Rams 15, Patriots 3
8/19	at Foxboro (45,518)	Patriots 35, Raiders 14
8/24	at Denver (75,103)	Broncos 20, Patriots 17(OT)

1980 (1-3-0)

8/11	at Anaheim (66,656)	Patriots 35, Rams 31
8/16	at Oakland (41,649)	Raiders 31, Patriots 29
8/24	at Foxboro (45,207)	Eagles 23, Patriots 17
8/29	at Seattle (64,759)	Seahawks 30, Patriots 23

1981 (4-0-0)

8/10	at Anaheim (69,006)	Patriots 34, Rams 21
8/15	at Tampa, Fla. (66,553)	Patriots 17, Buccaneers 16
8/22	at Foxboro (43,032)	Patriots 23, Raiders 21
8/30	at Foxboro (44,078)	Patriots 19, Redskins 10

1982 (1-3-0)

8/14	at Knoxville, Tenn. (93,251)	Steelers 24, Patriots 20
8/20	at Philadelphia (56,431)	Eagles 14, Patriots 7
8/28	at Dallas (50,118)	Cowboys 36, Patriots 21
9/ 4	at Foxboro (39,888)	Patriots 41, Packers 27

1983 (0-4-0)

8/ 6	at Knoxville, Tenn. (42,816)	Steelers 27, Patriots 16
8/14	at S. F. (50,043)	49ers 17, Patriots 15
8/20	at Los Angeles (40,190)	Rams 13, Patriots 7
8/26	at Tampa Bay (52,108)	Buccaneers 41, Patriots 21

1984 (2-2-0)

8/ 3	at Foxboro (34,751)	Giants 48, Patriots 20
8/11	at Buffalo (19,578)	Bills 23, Patriots 13
8/17	at Washington (35,932)	Patriots 31, Redskins 27
8/24	at Foxboro (22,721)	Patriots 36, Chiefs 7

1985 (1-3-0)

8/10	at Foxboro (27,014)	Saints 32, Patriots 20
8/17	at Kansas City (35,162)	Patriots 31, Chiefs 13
8/23	at Washington (50,538)	Redskins 37, Patriots 36
8/31	at Los Angeles (39,911)	Rams 14, Patriots 13

1986 (4-1-0)

DATE	SITE (ATTENDANCE)	SCORE
8/ 2	at Canton, Ohio (22,739)	Patriots 21, Cardinals 16
8/10	at Foxboro (37,335)	Patriots 18, Redskins 7
8/16	at New Orleans (54,364)	Patriots 38, Saints 34
8/22	at Los Angeles (44,352)	Raiders 24, Patriots 10
8/30	at Green Bay (50,642)	Patriots 16, Packers 9

1987 (2-2-0)

8/16	at Foxboro (50,014)	Giants 19, Patriots 17
8/23	at Foxboro (38,734)	Eagles 19, Patriots 13(OT)
8/29	at Minneapolis (49,339)	Patriots 38, Vikings 27
9/ 4	at Jacksonville, Fla. (52,508)	Patriots 14, Falcons 13

1988 (1-3-0)

8/ 6	at Foxboro (32,949)	Falcons 34, Patriots 30
8/13	at Memphis, Tenn. (48,113)	Oilers 27, Patriots 14
8/20	at Philadelphia (41,502)	Patriots 24, Eagles 21
8/26	at Foxboro (30,941)	Bengals 27, Patriots 21

1989 (2-2-0)

8/12	at Foxboro (32,398)	Giants 20, Patriots 17
8/19	at St. Louis (48,746)	Patriots 17, Seahawks 12
8/26	at Atlanta (21,118)	Patriots 23, Falcons 7
9/ 1	at Foxboro (26,549)	Packers 16, Patriots 0

1990 (0-4-0)

8/ 9	at Montreal (26,869)	Steelers 30, Patriots 14
8/18	at Jacksonville, Fla. (51,066)	Buccaneers 44, Patriots 10
8/24	at Foxboro (23,768)	Bengals 13, Patriots 10
8/31	at Foxboro (24,106)	Falcons 45, Patriots 14

1991 (1-3-0)

8/3	at Green Bay (52,852)	Packers 28, Patriots 7
8/10	at Foxboro (16,757)	Redskins 27, Patriots 6
8/17	at Phoenix (51,070)	Cardinals 46, Patriots 0
8/24	at Foxboro (21,147)	Patriots 24, Giants 6

1992 (1-3-0)

8/8	at Indianapolis (42,786)	Colts 34, Patriots 14
8/14	at Foxboro (18,626)	Chargers 20, Patriots 10
8/22	at Detroit (53,682)	Lions 42, Patriots 9
8/29	at Milwaukee, Wis. (47,152)	Patriots 24, Packers 10

1993 (1-3-0)

8/ 7	at San Diego (46,286)	Chargers 13, Patriots 7
8/14	at Toronto, CAN (33,021)	Browns 12, Patriots 9
8/20	at Foxboro (24,909)	Patriots 21, Packers 17
8/27	at Foxboro (46,501)	Chiefs 27, Patriots 20

1994 (3-1-0)

8/ 5	at Foxboro (37,800)	Patriots 24, Saints 6
8/13	at Los Angeles (24,847)	Patriots 28, Rams 10
8/18	at Foxboro (45,394)	Patriots 27, Redskins 17
8/26	at Green Bay (57,722)	Packers 24, Patriots 20

1995 (1-3-0)

8/4	at Foxboro (52,634)	Lions 30, Patriots 17
8/12	at Foxboro (56,241)	Patriots 21, Vikings 14
8/17	at Philadelphia (53,072)	Eagles 31, Patriots 7
8/25	at Oakland (51,709)	Raiders 32, Patriots 24

1996 (3-1-0)

8/2	at Green Bay (57,918)	Packers 24, Patriots 7
8/12	at Dallas (57,874)	Patriots 31, Cowboys 7
8/18	at Foxboro (55,606)	Patriots 37, Eagles 10
8/23	at Foxboro (48,242)	Patriots 27, Redskins 19

1997 (3-1-0)

7/31	at Green Bay (60,778)	Packers 7, Patriots 3
8/8	at Foxboro (60,292)	Patriots 16, Cowboys 10
8/17	at Foxboro (55,354)	Patriots 31, Broncos 21
8/21	at Philadelphia (40,000)	Patriots 28, Eagles 14

38-year record: 70-102-1 (.406)

Series Results

(Includes Playoff Games)

ARIZONA 6, PATRIOTS 3

1970—at St. Louis 31, NE 0 ..... -31
1975—at St. Louis 24, NE 17 ..... -7
1978—NE 16, at St Louis 6 ..... +10
1981—St. Louis 27, at NE 20 ..... -7
1984—St. Louis 33, at NE 10 ..... -23
1990—at Phoenix 34, NE 14 ..... -20
1991— at Phoenix 24, NE 10 ..... -14
1993— NE 23, at Phoenix 21 ..... +2
1996— at NE 31, Arizona 0 ..... +31
(Points—Cardinals 200, Patriots 141)

ATLANTA 5, PATRIOTS 3

1972—at NE 21, Atlanta 20 ..... +1
1977—NE 16, at Atlanta 10 ..... +6
1980—Atlanta 37, at NE 21 ..... -16
1983—at Atlanta 24, NE 13 ..... -11
1986—at NE 25, Atlanta 17 ..... +8
1989—at Atlanta 16, NE 15 ..... -1
1992—at Atlanta 34, NE 0 ..... -34
1995—at Atlanta 30, NE 17 ..... -13
(Points—Atlanta 188, Patriots 128)

BALTIMORE 11, PATRIOTS 5

1971—at Cleveland 27, NE 7 ..... -20
1974—Cleveland 21, at NE 14 ..... -7
1977—at Cleveland 30, NE 27(OT) ..... -3
1980—at NE 34, Cleveland 17 ..... +17
1982—at Cleveland 10, NE 7 ..... -3
1983—Cleveland 30, at NE 0 ..... -30
1984—NE 17, at Cleveland 16 ..... +1
1985—at Cleveland 24, NE 20 ..... -4
1987—Cleveland 20, at NE 10 ..... -10
1991—Cleveland 20, at NE 0 ..... -20
1992—Cleveland 19, at NE 17 ..... -2
1993—NE 20, at Cleveland 17 ..... +3
1994—at Cleveland 13, at NE 6 ..... -7
*at Cleveland 20, NE 13 ..... -7
1995—at NE 17, Cleveland 14 ..... +3
1996—NE 46, at Baltimore 38 ..... +8
*AFC First Round Playoff
(Points—Baltimore 336, Patriots 255)

PATRIOTS 40, BUFFALO 35 (1 tie)

1960—Buffalo 13, at NE 0 ..... -13
at Buffalo 38, NE 14 ..... -24
1961—NE 23, at Buffalo 21 ..... +2
at NE 52, Buffalo 21 ..... +31
1962—at Buffalo 28, NE 28 ..... tie
at NE 21, Buffalo 10 ..... +21
1963—at Buffalo 28, NE 21 ..... -7
at NE 17, Buffalo 7 ..... +10
*NE 26, at Buffalo 8 ..... +18
1964—NE 36, at Buffalo 28 ..... +8
Buffalo 24, at NE 14 ..... -10
1965—at Buffalo 24, NE 7 ..... -17
Buffalo 23, at NE 7 ..... -16
1966—NE 20, at Buffalo 10 ..... +10
at NE 14, Buffalo 3 ..... +11
1967—NE 23, at Buffalo 0 ..... +23
Buffalo 44, at NE 16 ..... -28
1968—NE 16, at Buffalo 7 ..... +9
at NE 23, Buffalo 6 ..... +17
1969—at Buffalo 23, NE 16 ..... -7
at NE 35, Buffalo 21 ..... +14
1970—Buffalo 45, at NE 10 ..... -35
NE 14, at Buffalo 10 ..... +4
1971—at NE 38, Buffalo 33 ..... +5
at Buffalo 27, NE 20 ..... -7
1972—at Buffalo 38, NE 14 ..... -24
Buffalo 27, at NE 24 ..... -3
1973—Buffalo 31, at NE 13 ..... -18
at Buffalo 37, NE 13 ..... -24
1974—at Buffalo 30, NE 28 ..... -2
Buffalo 29, at NE 28 ..... -1
1975—at Buffalo 45, NE 31 ..... -14
Buffalo 34, at NE 14 ..... -20
1976—NE 26, at Buffalo 22 ..... +4
at NE 20, Buffalo 10 ..... +10
1977—Buffalo 24, at NE 14 ..... -10
NE 20, at Buffalo 7 ..... +13
1978—NE 14, at Buffalo 10 ..... +4
at NE 26, Buffalo 24 ..... +2
1979—NE 26, at Buffalo 6 ..... +20
Buffalo 16, at NE 13(OT) ..... -3
1980—at Buffalo 31, NE 13 ..... -18
at NE 24, Buffalo 2 ..... +22
1981—at Buffalo, 20, NE 17 ..... -3
Buffalo 19, at NE 10 ..... -9
1982—at NE 30, Buffalo 19 (1-2-83) ..... +11
1983—NE 31, at Buffalo 0 ..... +31
at NE 21, Buffalo 7 ..... +14
1984—NE 21, at Buffalo 17 ..... +4
at NE 38, Buffalo 10 ..... +28
1985—NE 17, at Buffalo 14 ..... +3
at NE 14, Buffalo 3 ..... +11
1986—NE 23, at Buffalo 3 ..... +20
at NE 22, Buffalo 19 ..... +3
1987—at NE 14, Buffalo 7 ..... +7
NE 13, at Buffalo 7 ..... +6
1988—Buffalo 16, at NE 14 ..... -2
at Buffalo 23, NE 20 ..... -3
1989—at Buffalo 31, NE 10 ..... -21
at NE 33, Buffalo 24 ..... +9
1990—Buffalo 27, at NE 10 ..... -17
at Buffalo 14, NE 0 ..... -14
1991—at Buffalo 22, NE 17 ..... -5
at NE 16, Buffalo 13 ..... +3
1992—Buffalo 41, at NE 7 ..... -34
at Buffalo 16, NE 7 ..... -9
1993—at Buffalo 38, NE 14 ..... -24
Buffalo 13, at NE 10 (OT) ..... -3
1994—Buffalo 38, at NE 35 ..... -3
NE 41, at Buffalo 17 ..... +24
1995—at NE 27, Buffalo 14 ..... +13
NE 35, at Buffalo 25 ..... +10
1996—at Buffalo 17, NE 10 ..... -7
at NE 28, Buffalo 25 ..... +3
1997—at NE 33, Buffalo 6 ..... +27
NE 31, at Buffalo 10 ..... +21
*Divisional Playoff
(Points—Patriots 1,541, Buffalo 1,500)

CAROLINA 1, PATRIOTS 0

1995—Carolina 20, at NE 17 (OT) ..... -3
(Points—Panthers 20, Patriots 17)

PATRIOTS 5, CHICAGO 3

1973—NE 13, at Chicago 10 ..... +3
1979—NE 27, at Chicago 7 ..... +20
1982—at Chicago 26, NE 13 ..... -13
1985—at Chicago 20, NE 7 ..... -13
1985—(*at N.O.) Chicago 46, NE 10 -36
1988—at NE 30, Chicago 7 ..... +23
1994—NE 13, at Chicago 3 ..... +10
1997—at NE 31, Chicago 3 ..... +28
*Super Bowl XX
(Points—Patriots 144, Chicago 122)

1968—at NE 33, Cincinnati 14 ..... +19
1969—NE 25, at Cincinnati 14 ..... +11
1970—at Cincinnati 45, NE 7 ..... -38
1972—Cincinnati 31, at NE 7 ..... -24
1975—at Cincinnati 27, NE 10 ..... -17
1978—NE 10, at Cincinnati 3 ..... +7
1979—NE 20, at Cincinnati 14 ..... +6
1984—at NE 20, Cincinnati 14 ..... +6
1985—at NE 34, Cincinnati 23 ..... +11
1986—Cincinnati 31, at NE 7 ..... -24
1988—at NE 27, Cincinnati 21 ..... +6
1990—at Cincinnati 41, NE 7 ..... -34
1991—at Cincinnati 29, NE 7 ..... -22
1992—at Cincinnati 20, NE 10 ..... -10
1993—at NE 7, Cincinnati 2 ..... +5
1994—NE 31, Cincinnati 28 ..... +3
(Points—Cincinnati 357, Patriots 262)

DALLAS 7, PATRIOTS 0

1971—at Dallas 44, NE 21 ..... -23
1975—Dallas 34, at NE 31 ..... -3
1978—at Dallas 17, NE 10 ..... -7
1981—Dallas 35, at NE 21 ..... -14
1984—at Dallas 20, NE 17 ..... -3
1987—Dallas 23, at NE 17 (OT) ..... -6
1996—at Dallas 12, NE 6 ..... -6
(Points—Dallas 185, Patriots 123)

DENVER 20, PATRIOTS 12

1960—Denver 13, at NE 10 ..... -3
at Denver 31, NE 24 ..... -7
1961—at NE 45, Denver 17 ..... +28
NE 28, at Denver 24 ..... +4
1962—at NE 41, Denver 16 ..... +25
NE 33, at Denver 29 ..... +4
1963—at Denver 14, NE 10 ..... -4
at NE 40, Denver 21 ..... +19
1964—NE 39, at Denver 10 ..... +29
at NE 12, Denver 7 ..... +5
1965—Denver 27, at NE 10 ..... -17
NE 28, at Denver 20 ..... +8
1966—NE 24, at Denver 10 ..... +14
Denver 17, at NE 10 ..... -7
1967—at Denver 26, NE 21 ..... -5
1968—NE 20, at Denver 17 ..... +3
Denver 35, at NE 14 ..... -21
1969—at Denver 35, NE 7 ..... -28
1972—at Denver 45, NE 21 ..... -24
1976—at NE 38, Denver 14 ..... +24
1979—at Denver 45, NE 10 ..... -35
1980—at NE 23, Denver 14 ..... +9
1984—at Denver 26, NE 19 ..... -7
1986—at Denver 27, NE 20 ..... -7
*at Denver 22, NE 17 ..... -5
1987—at Denver 31, NE 20 ..... -11
1988—at Denver 21, NE 10 ..... -11
1991—Denver 9, at NE 6 ..... -3
at Denver 20, NE 3 ..... -17
1995—Denver 37, at NE 3 ..... -34
1996—Denver 34, at NE 8 ..... -26
1997—at Denver 34, NE 13 ..... -21
*AFC Playoff
(Points—Denver 748, Patriots 627)

PATRIOTS 3, DETROIT 3

1971—Detroit 34, at NE 7 ..... -27
1976—at Detroit 30, NE 10 ..... -20
1979—at NE 24, Detroit 17 ..... +7
1985—at NE 23, Detroit 6 ..... +17
1993—Detroit 19, at NE 16 (OT) ..... +3
1994—NE 23, at Detroit 17 ..... +6
(Points—Detroit 123, Patriots 103)

GREEN BAY 4, PATRIOTS 3

1973—at NE 33, Green Bay 24 ..... +9
1979—at Green Bay 27, NE 14 ..... -13
1985—at NE 26, Green Bay 20 ..... +6
1988—at Green Bay 45, NE 3 ..... -42
1994—at NE 17, Green Bay 16 ..... +1
1996—(*at N.O.) GB 35, NE 21 ..... -14
1997—Green Bay 28, at NE 10 ..... -18
*Super Bowl XXXI
(Points—Green Bay 195, Patriots 124)

Series Results (cont.)

PATRIOTS 33, INDIANAPOLIS 22
1970—Baltimore 14, at NE 6 .....-8
at Baltimore 27, NE 3 .....-24
1971—Baltimore 23, at NE 3 .....-20
NE 21, at Baltimore 17 .....+4
1972—Baltimore 24, at NE 17 .....-7
at Baltimore 31, NE 0 .....-31
1973—at NE 24, Baltimore 16 .....+8
at Baltimore 18, NE 13 .....-5
1974—at NE 42, Baltimore 3 .....+39
NE 27, at Baltimore 17 .....+10
1975—at NE 21, Baltimore 10 .....+11
at Baltimore 34, NE 21 .....-13
1976—Baltimore 27, at NE 13 .....-14
NE 21, at Baltimore 14 .....+7
1977—at NE 17, Baltimore 3 .....+14
at Baltimore 30, NE 24 .....-6
1978—Baltimore 34, at NE 27 .....-7
NE 35, at Baltimore 14 .....+21
1979—at Baltimore 31, NE 26 .....-5
at NE 50, Baltimore 21 .....+29
1980—NE 37, at Baltimore 21 .....+16
at NE 47, Baltimore 21 .....+26
1981—Baltimore 29, at NE 28 .....-1
at Baltimore 23, NE 21 .....-2
1982—NE 24, at Baltimore 13 .....+11
1983—Baltimore 29, at NE 23 (OT) .....-6
at Baltimore 12, NE 7 .....-5
1984—NE 50, at Indianapolis 17.....+33
at NE 16, Indianapolis 10 .....+6
1985—at NE 34, Indianapolis 15 .....+19
NE 38, at Indianapolis 31 .....+7
1986—at NE 33, Indianapolis 3 .....+30
NE 30, at Indianapolis 21 .....+9
1987—at Indianapolis 30, NE 16 .....-14
at NE 24, Indianapolis 0 .....+24
1988—at NE 21, Indianapolis 17 .....+4
at Indianapolis 24, NE 21 ..... -3
1989—NE 23, at Indy 20 (OT) ..... +3
at NE 22, Indianapolis 16 .....+6
1990—NE 16, at Indianapolis 14.....+2
Indianapolis 13, at NE 10.....-3
1991—NE 16, at Indianapolis 7.....+9
at NE 23, Indianapolis 17 (OT) ....+6
1992— NE 37, at Indianapolis 34 (OT)....+3
Indianapolis 6, at NE 0.....-6
1993— at Indianapolis 9, NE 6.....-3
at NE 38, Indianapolis 0 .....+38
1994— NE 12, at Indianapolis 10 .....+2
at NE 28, Indianapolis 18 .....+10
1995—Indianapolis 24, at NE 10 .....-14
at Indianapolis 10, NE 7.....-3
1996—NE 27, at Indianapolis 9.....+18
at NE 27, Indianapolis 13.....+14
1997—NE 31, at Indianapolis 6.....+25
at NE 20, Indianapolis 17 .....+3
(Points—Patriots 1,234, Colts 967)

PATRIOTS 3, JACKSONVILLE 0
1996—at NE 28, Jacksonville 25 OT .....+3
*at NE 20, Jacksonville 6 .....+14
1997—NE 26, at Jacksonville 20.....+6
*AFC Championship Game
(Points—Patriots 74 , Jaguars 51)

KANSAS CITY 14, PATRIOTS 7 (3 ties)
1960—at NE 42, Kansas City 14 .....+28
at Kansas City 34, NE 0 .....-34
1961—NE 18, at Kansas City 17 .....+1
at NE 28, Kansas City 21 .....+7
1962—at Kansas City 42, NE 28 .....-14
Kansas City 27, at NE 7 .....-20
1963—at NE 24, Kansas City 24 .....tie
at Kansas City 35, NE 3 .....-32
1964—at NE 24, Kansas City 7 .....+17
NE 31, at Kansas City 24 .....+7
1965—at Kansas City 27, NE 17 .....-10
at NE 10, Kansas City 10 .....tie
1966—Kansas City 43, at NE 24 .....-19
NE 27, at Kansas City 27 .....tie
1967—Kansas City 33, at NE 10 .....-23
1968—at Kansas City 31, NE 17 .....-14
1969—Kansas City 31, at NE 0 .....-31
1970—at Kansas City 23, NE 10 .....-13
1973—Kansas City 10, at NE 7 .....-3
1977—at NE 21, Kansas City 17 .....+4
1981—at NE 33, Kansas City 17 .....+16
1990—Kansas City 37 , at NE 7 .....-30
1992—at Kansas City 27, NE 20 .....-7
1995—at Kansas City 31, NE 26 .....-5
(Points—Kansas City 609, Patriots 434)

MIAMI 38, PATRIOTS 27
1966—NE 20, at Miami 14 .....+6
1967—at NE 41, Miami 10 .....+31
at Miami 41, NE 32 .....-9
1968—Miami 34, at NE 10 .....-24
at Miami 38, NE 7 .....-31
1969—Miami 17, at NE 16 .....-1
NE 38, Miami 23(at Tampa) ....+15
1970—at NE 27, Miami 14 .....+13
at Miami 37, NE 20 .....-17
1971—at Miami 41, NE 3 .....-38
at NE 34, Miami 13 .....+21
1972—at Miami 52, NE 0 .....-52
Miami 37, at NE 21 .....-16
1973—at Miami 44, NE 23 .....-21
Miami 30, at NE 14 .....-16
1974—at NE 34, Miami 24 .....+10
at Miami 34, NE 27 .....-7
1975—Miami 22, at NE 14 .....-8
at Miami 20, NE 7 .....-13
1976—at NE 30, Miami 14 .....+16
at Miami 10, NE 3 .....-7
1977—at Miami 17, NE 5 .....-12
at NE 14, Miami 10 .....+4
1978—at NE 33, Miami 24 .....+9
at Miami 23, NE 3 .....-20
1979—at NE 28, Miami 13 .....+15
at Miami 39, NE 24 .....-15
1980—at NE 34, Miami 0 .....+34
at Miami 16, NE 13 (OT) .....-3
1981—Miami 30, at NE 27 (OT) .....-3
at Miami 24, NE 14 .....-10
1982—at NE 3, Miami 0 .....+3
*at Miami 28, NE 13 .....-15
1983—at Miami 34, NE 24 .....-10
at NE 17, Miami 6 .....+11
1984—at Miami 28, NE 7 .....-21
Miami 44, at NE 24 .....-20
1985—at NE 17, Miami 13 .....+4
at Miami 30, NE 27 .....-3
**NE 31, at Miami 14 .....+17
1986—at NE 34, Miami 7 .....+27
NE 34, at Miami 27 .....+7
1987—at NE 28, Miami 21 .....+7
NE 24, at Miami 10 .....+14
1988—at NE 21, Miami 10 .....+11
NE 6, at Miami 3 .....+3
1989—Miami 24, at NE 10.....-14
at Miami 31, NE 10 .....-21
1990—Miami 27, at NE 24.....-3
at Miami 17, NE 10 .....-7
1991—Miami 20, at NE 10.....-10
at Miami 30, NE 20 .....-10
1992—at Miami 38, NE 17.....-21
Miami 16, at NE 13 (OT) .....-3
1993— at Miami 17, NE 13 .....-4
at NE 33, Miami 27 (OT) .....+6
1994— at Miami 39, NE 35 .....-4
Miami 23, at NE 3 .....-20
1995— Miami 20, at NE 3 .....-17
NE 34, at Miami 17 .....+17
1996—at Miami 24, NE 10.....-14
at NE 42, Miami 23 .....+19
1997—at NE 27, Miami 24 .....+3
NE 14, at Miami 12 .....+2
*at NE 17, Miami 3 .....+14
*AFC First Round Playoff
**AFC Championship
(Points—Miami 1,472, Patriots 1,271)

PATRIOTS 4, MINNESOTA 3
1970—Minnesota 35 , at NE 14 .....-21
1974—NE 17, at Minnesota 14 .....+3
1979—at NE 27, Minnesota 23 .....+4
1988—at Minnesota 36, NE 6 .....-30
1991—at NE 26, Minnesota 23 (OT).....+3
1994—at NE 26, Minnesota 20 (OT).....+6
1997—at Minnesota 23, NE 18.....-5
(Points—Minnesota 174, Patriots 134)

PATRIOTS 5, NEW ORLEANS 3
1972—NE 17, at New Orleans 10 .....+7
1976—at NE 27, New Orleans 6 .....+21
1980—NE 38, at New Orleans 27 .....+11
1983—at NE 7, New Orleans 0 .....+7
1986—NE 21, at New Orleans 20 .....+1
1989—New Orleans 28, at NE 24 .....-4
1992—New Orleans 31, at NE 14 .....-17
1995—New Orleans 31, at NE 17 .....-14
(Points—Patriots 165, New Orleans 153)

NY GIANTS 3, PATRIOTS 2
1970—NY Giants 16, at NE 0 .....-16
1974—NE 28, at NY Giants 20 .....+8
1987—at NY Giants 17, NE 10 .....-7
1990— NY Giants 13, at NE 10 .....-3
1996—NE 23, at NY Giants 22 .....+1
(Points—NY Giants 88, Patriots 71)

NY JETS 40, PATRIOTS 35 (1 tie)
1960—NE 28, at New York 24 .....+4
at NE 38, New York 21 .....+17
1961—New York 21, at NE 20 .....-1
at New York 37, NE 30 .....-7
1962—NE 43, at New York 14 .....+29
at NE 24, New York 17 .....+7
1963—at NE 38, New York 14 .....+24
at New York 31, NE 24 .....-7
1964—at NE 26, New York 10 .....+16
at New York 35, NE 14 .....-21
1965—New York 30, at NE 20 .....-10
NE 27, at New York 23 .....+4
1966—at NE 24, New York 24 .....tie
at New York 38, NE 28 .....-10
1967—at New York 30, NE 23 .....-7
New York 29, at NE 24 .....-5
1968—New York 47, NE 31 .....-16
(at Birmingham)
at New York 48, NE 14 .....-34
1969—New York 23, at NE 14 .....-9
at New York 23, NE 17 .....-6
1970—New York 31, at NE 21 .....-10
at New York 17, NE 3 .....-14
1971—at NE 20, New York 0 .....+20
at New York 13, NE 6 .....-7
1972—New York 41, at NE 13 .....-28
at New York 34, NE 10 .....-24
1973—New York 9, at NE 7 .....-2
at New York 33, NE 13 .....-20
1974—NE 24, at New York 0 .....+24
New York 21, at NE 16 .....-5
1975—at New York 36, NE 7 .....-29
New York 30, at NE 28 .....-2
1976—at NE 41, New York 7 .....+34
NE 38, at New York 24 .....+14
1977—at New York 30, NE 27 .....-3
at NE 24, New York 13 .....+11
1978—at NE 55, New York 21 .....+34
NE 19, at New York 17 .....+2
1979—at NE 56, New York 3 .....+53
at New York 27, NE 26 .....-1
1980—NE 21, at New York 11 .....+10
at NE 34, New York 21 .....+13
1981—at New York 28, NE 24 .....-4
New York 17, at NE 6 .....-11
1982—New York 31, at NE 7 .....-24
1983—at NE 23, New York 13 .....+10
at New York 26, NE 3 .....-23
1984—NE 28, at New York 21 .....+7
at NE 30, New York 20 .....+10

Series Results (cont.)

1985—at NE 20, New York 13 .....+7
at New York 16, NE 13 (OT) .....-3
*NE 26, at New York 14 .....+12
1986—NE 20, at New York 6 .....+14
New York 31, at NE 24 .....-7
1987—at New York 43, NE 24 .....-19
at NE 42, New York 20 .....+22
1988—at NE 28, New York 3 .....+25
NE 14, at New York 13 .....+1
1989—NE 27, at New York 24 .....+3
New York 27, at NE 26 .....-1
1990—New York 37, at NE 13 .....-24
at New York 42, NE 7 .....-35
1991—New York 28, at NE 21 .....-7
NE 6, at New York 3 .....+3
1992— at New York 30, NE 21 .....-9
at NE 24, New York 3 .....+21
1993— at New York 45, NE 7 .....-38
New York 6, at NE 0 .....-6
1994— at New York 24, NE 17 .....-7
at NE 24, New York 13 .....+11
1995— NE 20, at New York 7 .....+13
at NE 31, New York 28 .....+3
1996— NE 31, at New York 27 .....+4
at NE 34, New York 10 .....+24
1997— at NE 27, New York 24 (ot) ....+3
at New York 24, NE 19 .....-5
*AFC Wildcard Game
(Points—Patriots 1,703, NY Jets 1,695)

RAIDERS 14, PATRIOTS 13 (1 tie)

1960—At San Francisco 27, NE 14 ....-13
at NE 34, Oakland 28 .....+6
1961—at NE 20, Oakland 17 .....+3
NE 35, at San Francisco 21 ....+14
1962—at NE 26, Oakland 16 .....+10
at Oakland 20, NE 0 .....-20
1963—NE 20, at Oakland 14 .....+6
at NE 20, Oakland 14 .....+6
1964—NE 17, at Oakland 14 .....+3
at NE 43, Oakland 43 .....tie
1965—Oakland 24, at NE 10 .....-14
at Oakland 30, NE 21 .....-9
1966—at NE 24, Oakland 21 .....+3
1967—at Oakland 35, NE 7 .....-28
Oakland 48, at NE 14 .....-34
1968—at Oakland 41, NE 10 .....-31
1969—Oakland 38, at NE 23 .....-15
1971—at NE 20, Oakland 6 .....+14
1974—at Oakland 41, NE 26 .....-15
1976—at NE 48, Oakland 17 .....+31
*at Oakland 24, NE 21 .....-3
1978—NE 21, at Oakland 14 .....+7
1981—at Oakland 27, NE 17 .....-10
1985—Los Angeles 35, at NE 20 ....-15
*NE 27, at Los Angeles 20 .....+7
1987—at NE 26, Los Angeles 23 .....+3
1989—at Los Angeles 24, NE 21 .....-3
1994—Los Angeles 21, at NE 17 .....-4
*AFC Divisional Playoff
(Points—Raiders 703, Patriots 602)

PHILADELPHIA 5, PATRIOTS 2

1973—at Philadelphia 24, NE 23 .....-1
1977—at NE 14, Philadephia 6 .....+8
1978—at NE 24, Philadephia 14 .....+10
1981—at Philadelphia 13, NE 3 .....-10
1984—at Philadelphia 27, NE 17 ....-10
1987—Philadelphia 34,at NE 31(OT) -3
1990—at Philadelphia 48, NE 20 .....-28
(Points—Philadelphia 166,Patriots 132)

PITTSBURGH 12, PATRIOTS 4

1972— at Pittsburgh 33, NE 3 .....-30
1974— Pittsburgh 21, at NE 17 .....-4
1976— NE 30, at Pittsburgh 27 .....+3
1979— Pittsburgh 16, at NE 13 (OT) .. -3
1981— at Pittsburgh 27, NE 21 (OT) .. -6
1982— at Pittsburgh 37, NE 14 .....-23
1983— NE 28, at Pittsburgh 23 .....+5
1986— NE 34, at Pittsburgh 0 .....+34
1989— at Pittsburgh 28, NE 10 .....-28
1990—at Pittsburgh 24, NE 3 .....-21
1991— at Pittsburgh 20, NE 6 .....-14
1993— at Pittsburgh 17, NE 14 .....-3
1995— at Pittsburgh 41, NE 27 .....-14
1996— *at NE 28, Pittsburgh 3 .....+25
1997— Pittsburgh 24, at NE 21 (ot) ....-3
*at Pittsburgh 7, NE 6 .....-1
*AFC Divisional Playoff
(Points—Pittsburgh 348, Patriots 275)

PATRIOTS 16, SAN DIEGO 12 (2 ties)

1960—NE 35, at Los Angeles 0 .....+35
Los Angeles 45, at NE 16 ....-29
1961—San Diego 38, at NE 27 .....-11
NE 41, at San Diego 0 .....+41
1962—at NE 24, San Diego 20 .....+4
NE 20, at San Diego 14 .....+6
1963—at San Diego 17, NE 13 .....-4
San Diego 7, at NE 6 .....-1
*at San Diego 51, NE 10 ....-41
1964—NE 33, at San Diego 28 .....+5
San Diego 26, at NE 17 .....-9
1965—at NE 13, San Diego 13 .....tie
NE 22, at San Diego 6 .....+16
1966—at San Diego 24, NE 0 .....-24
at NE 35, San Diego 17 .....+18
1967—at San Diego 28, NE 14 .....-14
NE 31, at San Diego 31 .....tie
1968—San Diego 27, at NE 17 .....-10
1969—San Diego 13, at NE 10 .....-3
at San Diego 28, NE 18 .....-10
1970—San Diego 16, at NE 14 .....-2
1973—at NE 30, San Diego 14 .....+16
1975—NE 33, at San Diego 19 .....+14
1977—NE 24, at San Diego 20 .....+4
1978—at NE 28, San Diego 23 .....+5
1979—at NE 27, San Diego 21 .....+6
1983—at NE 37, San Diego 21 .....+16
1994—at NE 23, San Diego 17 .....+6
1996—NE 45, at San Diego 7 .....+32
1997—at NE 41, San Diego 7 .....+34
*AFL Championship Game
(Points—Patriots 704, San Diego 598)

SAN FRANCISCO 7, PATRIOTS 1

1971—at San Francisco 27, NE 10 ....-17
1975—at NE 24, San Francisco 16 .....+8
1980—at San Francisco 21, NE 17 .....-4
1983—San Francisco 33, at NE 13 ....-20
1986—San Francisco 29, at NE 24 .....-5
1989—*San Francisco 37, NE 20 .....-17
(at Palo Alto)
1992—San Francisco 24, at NE 12.....-12
1995—San Francisco 28, at NE 3.....-25
(Points—San Francisco 215, Patriots 133)

SEATTLE 7, PATRIOTS 6

1977—at NE 31, Seattle 0 .....+31
1980—NE 37, at Seattle 31 .....+6
1982—NE 16, at Seattle 0 .....+16
1983—at Seattle 24, NE 6 .....-18
1984—at NE 38, Seattle 23 .....+15
1985—NE 20, at Seattle 13 .....+7
1986—Seattle 38, at NE 31 .....-7
1988—at NE 13, Seattle 7 .....+6
1989—Seattle 24, at NE 3 .....-21
1990—Seattle 33, at NE 20 .....-13
1992—Seattle 10, at NE 6 .....-4
1993—Seattle 17, at NE 14 .....-3
at Seattle 10, NE 9 .....-1
(Points—Patriots 244, Seattle 230)

PATRIOTS 3, ST. LOUIS RAMS 3

1974—at NE 20, Los Angeles 14 .....+6
1980—Los Angeles 17, at NE 14 .....-3
1983—NE 21, at Los Angeles 7 .....+14
1986—NE 30, at Los Angeles 28 .....+2
1989—Los Angeles 24, at NE 20 .....-4
1992—at Los Angeles 14, NE 0 .....-14
(Points—Patriots 105, Rams 104)

PATRIOTS 3, TAMPA BAY 1

1976—NE 31, at Tampa Bay 14 .....+17
1985—NE 32, at Tampa Bay 14 .....+18
1988—at NE 10, Tampa Bay 7 (ot) .....+3
1997—at Tampa Bay 27, NE 7 .....-20
(Points—Patriots 80, Tampa Bay 62)

PATRIOTS 17, TENNESSEE 15 (1 tie)

1960—Houston 24, at NE 10 .....-14
at Houston 37, NE 21 .....-16
1961—at NE 31, Houston 31 .....tie
at Houston 27, NE 15 .....-12
1962—at NE 34, Houston 21 .....+13
at Houston 21, NE 17 .....-4
1963—at NE 45, Houston 3 .....+42
NE 46, at Houston 28 .....+18
1964—at NE 25, Houston 24 .....+1
NE 34, at Houston 17 .....+17
1965—at Houston 31, NE 10 .....-21
at NE 42, Houston 14 .....+28
1966—at NE 27, Houston 21 .....+6
NE 38, at Houston 14 .....+24
1967—at NE 18, Houston 7 .....+11
at Houston 27, NE 6 .....-21
1968—Houston 16, at NE 0 .....-16
at Houston 45, NE 17 .....-28
1969—at NE 24, Houston 0 .....+24
at Houston 27, NE 23 .....-4
1971—at NE 28, Houston 20 .....+8
1973—NE 32, at Houston 0 .....+32
1975—Houston 7, at NE 0 .....-7
1978—Houston 26, at NE 23 .....-3
*Houston 31, at NE 14 .....-17
1980—at Houston 38, NE 34 .....-4
1981—at NE 38, Houston 10 .....+28
1982—at NE 29, Houston 21 .....+8
1987—NE 21, at Houston 7 .....+14
1988—at Houston 31, NE 6 .....-25
1989—at NE 23, Houston 13.....+10
1991—at NE 24, Houston 20.....+4
1993—Houston 28, at NE 14 .....-14
*AFC Divisional Playoff
(Points—Patriots 769, Houston 687)

WASHINGTON 5, PATRIOTS 1

1972—at NE 24, Washington 23 .....+1
1978—Washington 16, at NE 14 .....-2
1981—at Washington 24, NE 22 .....-2
1984—Washington 26, at NE 10 .....-16
1990—Washington 25, at NE 10 .....-15
1996—Washington 27, at NE 22 .....-5
(Points—Washington 141, Patriots 102)

Patriots Overtime Games

The Patriots are 9-15 all-time in regular-season overtime games and have won four of their last six extra session games. The Patriots are 5-12 when the game is decided by a field goal and 4-3 when a touchdown is the deciding factor. Below is a brief description of each overtime game involving the Patriots.

9/26/77
at Cleveland 30, Patriots 27 L
John Smith's 28-yard field goal with no time remaining in regulation sent the game into overtime. Don Cockroft capped a 10-play, 53-yard drive with a 35-yard game winning field goal after 4:45 of overtime.

9/03/79
Pittsburgh 16, at Patriots 13 L
Pittsburgh's Matt Bahr drilled a 41-yard field goal to give the Steelers the victory at the 5:10 mark in overtime. The clutch field goal came on Bahr's first professional attempt of his career.

11/25/79
Buffalo 16, at Patriots 13 L
Buffalo's Nick Mike-Mayer kicked a 29-yard field goal 4:45 into overtime to give the Bills the victory.

12/08/80
at Miami 16, Patriots 13 L
Uwe von Schamann's 23-yard field goal, his third of the day, gave Miami the three point victory, 3:20 into overtime.

9/27/81
at Pittsburgh 27, Patriots 21 L
Patriots came back from 21-7 deficit, when they scored two touchdowns in the fourth quarter. Unfortunately, Terry Bradshaw hit Lynn Swann with a 24-yard touchdown pass 3:19 into overtime to twart the Patriots hopes for victory.

11/08/81
Miami 30, at Patriots 27 L
John Smith nailed a 34-yard field goal with 10 seconds remaining in regulation that sent the game into overtime. Then, 7:09 into the extra quarter, Uwe von Schamann kicked a 30-yard field goal that gave the Dolphins the victory.

9/04/83
Baltimore 29, at Patriots 23 L
The Colts' Raul Allegre kicked a 33-yard field goal as time expired in the fourth quarter to send the game into overtime. Then on the first play of overtime, LB Johnnie Cooks picked up a Tony Collins fumble and rumbled 52 yards for the game winning score.

11/24/85
at N.Y. Jets 16, Patriots 13 L
Tony Franklin's 28-yard field goal with 16 seconds remaining in regulation sent the game into overtime. In the extra session, the Jets' Pat Leahy kicked a 32-yard field goal to give the Jets a 16-13 win.

11/15/87
Dallas 23, at Patriots 17 L
The Cowboys' Roger Ruzik's 20-yard field goal with 28 seconds remaining in regulation tied the game at 17. In overtime, Herschal Walker ran 60 yards for the game winning touchdown.

11/29/87
Philadelphia 34, at Patriots 31 L
The Patriots scored the final 21 points of regulation to send the game into overtime. The Eagles' Paul McFadden connected from 38 yards, on his second field goal attempt of overtime, after 12:16 elapsed.

12/11/88
at Patriots 10, Tampa Bay 7 W
The Patriots were victorious in overtime for the first time in franchise history, snapping their 10-game overtime losing streak. Jason Staurovsky kicked a 27-yard field goal 3:08 into overtime for the victory.

10/29/89
Patriots 23, at Indianapolis 20 W
Greg Davis' 51-yard field goal 9:57 into overtime gave the Patriots a 23-20 victory. The Colts' Dean Biasucci sent the game into overtime when he kicked a 39-yard field goal with :51 seconds remaining in regulation.

10/20/91
at Patriots 26, Minnesota 23 W
With no time remaining in overtime, Jason Staurovsky nailed a 42-yard field goal that gave the Patriots a 26-23 victory. The field goal attempt was Staurovsky's second of overtime.

12/08/91
at Patriots 23, Indianapolis 17 W
The Patriots scored the games' final 20 points to win their fourth consecutive overtime game. Hugh Millen connected with Ben Coates for a 2-yard touchdown with :07 seconds remaining in regulation and then repeated the feat in overtime when he hit Michael Timpson for the 45-yard game winning touchdown.

11/15/92
Patriots 37, at Indianapolis 34 W
The Patriots' Charlie Baumann scored the final six points, including the game-winning 18-yard field goal 11:35 into the extra session. The win snapped a nine game losing streak the Patriots were experiencing during the 1992 season. Baumann also booted a 44-yard field goal with two seconds remaining in regulation that sent the game into overtime.

Patriots Overtime Games (cont.)

12/27/92
Miami 16, at Patriots 13 L
The Dolphins were able to clinch the AFC East crown and a bye in the first round of the playoffs, after they scored the games' final 13 points to win 16-13. Pete Stoyanovich's 35-yard field goal, which came 6:43 into overtime, propelled the Dolphins to victory.

9/12/93
Detroit 19, at Patriots 16 L
Detroit's Jason Hanson kicked a 38-yard field goal, his fourth of the day, 11:04 into overtime to lift the Lions to victory. Drew Bledsoe threw a 2-yard touchdown pass to Vincent Brisby with two seconds remaining in regulation which sent the game into overtime.

11/07/93
Buffalo 13, at Patriots 10 L
Buffalo's Steve Christie kicked a 27-yard field goal with 14 seconds remaining in regulation to send the contest into overtime. Each team had two opportunities to score in the extra session, and Buffalo took advantage of their second when Christie kicked the game winning 32-yard field goal.

1/02/94
at Patriots 33, Miami 27 W
Drew Bledsoe connected with Michael Timpson for the 36-yard game winning touchdown to cap one of the greatest endings in Patriots history. The two teams combined for 27 points in a fourth quarter which saw the lead change four times. Miami's Pete Stoyanovich's 24-yard field goal with four second remaining in regulation sent the game into overtime

11/13/94
at Patriots 26, Minnesota 20 W
The Patriots completed one of the greatest comebacks in team history, coming back from a 20-0 deficit to beat the Vikings. Matt Bahr kicked a 23-yard field goal with 14 seconds remaining to send the game into overtime. The Patriots won the coin toss and 4:10 later, Drew Bedsoe completed a 14-yard touchdown pass to Kevin Turner to give the Patriots the victory.

10/29/95
Carolina 20, at Patriots 17 L
The Patriots scored 14 points in the fourth quarter on two Curtis Martin touchdown runs, and tied the score at 17. However, the expansion Panthers were victorious when John Kasay booted a 29-yard field goal with 7:52 remaining in the extra period.

9/22/96
at Patriots 28, Jacksonville 25 W
The Patriots jumped out to a 22-0 first half lead but the Jaguars clawed their way back. Jaguars quarterback Mark Brunell's touchdown passes of 51, 41 and 61 yards gave them life in the second half and Mike Hollis' 27-yard field goal in the fourth quarter tied the game at 25. However, Patriots rookie kicker Adam Vinatieri converted five of six field goal attempts, including a 40-yarder in overtime to give the Patriots the victory.

9/14/97
at Patriots 27, NY Jets 24 W
The Patriots won their third consecutive game to open the 1997 season,27-24, in dramatic fashion when placekicker Adam Vinatieri kicked a 34-yard field goal 6:57 in overtime. The Jets had a chance to win the game at the end of regulation, but defensive end Mike Jones blocked a 29-yard field goal attempt by John Hall with 16 seconds remaining in the game.

12/13/97
Pittsburgh 24, at Patriots 21 L
Leading 21-13 with just over two minutes remaining in the game, Drew Bledsoe was intercepted by Steelers defensive end Kevin Henry. The Steelers capitalized with a touchdown pass from Kordell Stewart to Mark Bruener and tied the game with a two-point conversion to send the game into overtime. In the overtime period, the Steelers won the toss and took their only possession 61 yards downfield to set up the game-winning Norm Johnson field goal.

Patriots in Prime Time

The Patriots will be featured in four prime time games this season, three on Monday Night and one Sunday night. Last season, the Patriots finished 2-2 in prime time (1-2 on MNF and 1-0 on Sunday Night). During these last two seasons, 1997-98, the Patriots will have played in six Monday Night Football games, the most over the same span in team history. Below is a listing of the results from previous Patriots prime-time appearences:

ABC'S MONDAY NIGHT FOOTBALL (6-14)

DATE	RESULTS	ATTENDANCE
12/22/97	**NE 14, at Miami 12**	**74,379**
10/27/97	Green Bay 28, at NE 10	59,972
10/6/97	at Denver 34, NE 13	75,821
10/23/95	**at NE 27, Buffalo 14**	**60,203**
12/28/87	**NE 24, at Miami 10**	**61,192**
9/21/87	at N.Y. Jets 43, NE 24	70,847
12/22/86	**NE 34, at Miami 27**	**74,516**
12/16/85	at Miami 30, NE 27	69,489
9/21/81	Dallas 35, at NE 21	60,311
12/8/80	at Miami 16, NE 13 (OT)	63,292
11/10/80	at Houston 38, NE 34	51,524
9/29/80	**at NE 23, Denver 14**	**59,602**
10/1/79	at Green Bay 27, NE 14	56,212
9/3/79	Pittsburgh 16, at NE 13 (OT)	61,297
12/18/78	at Miami 23, NE 3	75,445
9/18/78	Baltimore 34, at NE 27	57,503
9/26/77	at Cleveland 30, NE 27 (OT)	77,910
10/18/76	**at NE 41, N.Y. Jets 7**	**51,236**
12/1/75	at Miami 20, NE 7	68,480
11/6/72	Baltimore 24, at NE 17	60,999

ABC'S THURSDAY NIGHT FOOTBALL (1-1)

DATE	RESULTS	ATTENDANCE
9/11/86	**NE 20, at Jets 6 (ABC)**	**72,422**
11/29/79	at Miami 39, NE 24 (ABC)	75,037

SUNDAY NIGHT FOOTBALL (6-8)

ESPN (4-4)

DATE	RESULTS	ATTENDANCE
12/01/96	**NE 45, at San Diego 7**	**59,209**
12/23/95	Indianapolis 10, NE 7	54,685
11/27/94	**NE 12, at Indianapolis 10**	**43,839**
11/10/91	at Miami 30, NE 20	56,065
12/10/89	at Miami 31, NE 10	55,913
11/20/88	**NE 6, at Miami 3**	**53,526**
11/8/87	at N.Y. Giants17, NE 10*	73,817
9/24/78	**NE 21, at Oakland 14 (ABC)**	**53,500**

*ESPN's first Regular Season telecast

TNT (2-4)

DATE	RESULTS	ATTENDANCE
9/14/97	**at NE 27, N.Y. Jets 24 (OT)**	**60,072**
10/27/96	**at NE 28, Buffalo 25**	**58,858**
10/8/95	Denver 37, at NE 3	60,074
9/26/93	at N.Y. Jets 45, NE 7	64,836
10/04/92	at N.Y. Jets 30, NE 21	60,180
10/18/90	at Miami 17, NE 10	62,630

Patriots in Prime Time 1998

The Patriots will travel to Denver to open the season against the defending Super Bowl Champion Denver Broncos. The game will be showcased on ABC's Monday Night Football, the first of three Monday night games. It is just the second time in franchise history that the Patriots will open the season on Monday night. The only other time that the Patriots debuted on a Monday was in 1979 when they hosted the Pittsburgh Steelers (Sept. 3, 1979).

In addition to their season opener, the Patriots will also appear in a pair of Monday night games at Foxboro Stadium. They play host to the New York Jets on Oct. 19 and the Miami Dolphins on Nov. 23. The three Monday night games ties a franchise record, which was set in 1980 and equaled in 1997.

In all, the Patriots are scheduled to appear in four nationally televised games, including their 1998 home opener – a Sunday night game vs. the Indianapolis Colts which will air on ESPN.

Below is a listing of the results from previous Patriots prime-time appearences:

DATE		OPPONENT	TIME	NETWORK	LOCAL
Monday*	Aug. 17	Dallas (Mexico City)	8:00 p.m.	ABC	WCVB
Monday*	Sept. 7	at Denver	8:00 p.m.	ABC	WCVB
Sunday	Sept. 13	Indianapolis	8:00 p.m.	ESPN	WCVB
Monday*	Oct. 19	New York Jets	8:00 p.m.	ABC	WCVB
Monday*	Nov. 23	Miami	8:00 p.m.	ABC	WCVB

*Note: Monday Night Football telecasts will start at 8:00 p.m. EST during the 1998 season.

Year-By-Year Attendance

Regular Season

	HOME GAMES			AWAY GAMES			SEASON	
YEAR	GMS	ATTENDANCE	AVG.	GMS	ATTENDANCE	AVG.	TOTALS	AVG.
1960	7	118,260	16,894	7	110,316	15,759	228,576	16,327
1961	7	115,610	16,516	7	129,984	18,569	245,594	17,542
1962	7	150,626	21,518	7	170,983	24,426	321,609	22,972
1963	7	169,870	24,267	7	143,936	20,562	313,806	22,415
1964	7	199,652	28,522	7	175,246	25,035	374,898	26,778
1965	7	143,098	20,443	7	245,485	35,069	388,583	27,756
1966	7	190,138	27,163	7	240,668	34,381	430,806	30,772
1967*	6	138,861	23,144	8	287,279	35,910	426,140	30,439
1968**	7	156,459	22,351	7	289,204	41,315	445,663	31,833
1969	7	149,412	21,345	7	284,587	40,655	433,999	31,000
1970	7	245,537	35,077	7	361,842	51,692	607,379	43,384
1971	7	411,109	58,730	7	383,143	54,735	794,252	56,732
1972	7	426,993	60,999	7	402,159	57,451	829,152	59,225
1973	7	410,443	58,635	7	416,805	59,544	827,248	59,089
1974	7	420,903	60,129	7	411,595	58,799	832,498	59,464
1975	7	411,490	58,784	7	379,112	54,159	790,602	56,472
1976	7	378,994	54,142	7	387,432	55,347	766,426	54,745
1977	7	415,959	59,423	7	399,419	57,060	815,378	58,241
1978	8	478,978	59,872	8	455,679	56,960	934,657	58,416
1979	8	473,141	59,143	8	502,492	62,812	975,633	60,977
1980	8	458,283	57,285	8	442,001	55,250	900,284	56,268
1981	8	414,741	51,843	8	413,073	51,634	827,814	51,738
1982@	4	149,188	37,297	5	231,781	46,356	380,969	42,330
1983	8	370,958	46,370	8	416,024	52,003	786,982	49,186
1984	8	392,275	49,034	8	468,464	58,558	860,739	53,796
1985	8	438,817	54,852	8	458,341	57,293	897,158	56,072
1986	8	477,688	59,711	8	537,779	67,222	1,015,467	63,467
1987@	8	374,302	46,788	7	431,739	61,677	806,041	53,736
1988	8	438,627	54,828	8	400,372	50,047	838,999	52,437
1989	8	388,522	48,565	8	494,981	61,873	883,503	55,219
1990	8	311,623	38,953	8	417,304	52,163	728,927	45,558
1991	8	303,116	37,890	8	433,249	54,156	736,365	46,023
1992	8	308,409	38,551	8	430,820	53,853	739,229	46,202
1993	8	362,964	45,371	8	443,708	55,464	806,672	50,417
1994	8	472,718	59,090	8	481,673	60,209	954,391	59,649
1995	8	466,743	58,343	8	504,373	63,047	971,116	60,695
1996	8	468,301	58,538	8	522,829	65,354	991,130	61,946
1997	8	477,431	59,679	8	547,518	68,440	1,024,949	64,059
Totals	**281**	**12,680,239**	**45,125**	**283**	**14,253,395**	**50,365**	**26,933,634**	**47,755**

Postseason

YEAR	GMS	ATTENDANCE	AVG.	GMS	ATTENDANCE	AVG.	TOTAL	AVG.
1963	-	-		2	64,314	32,157	64,314	32,157
1976	-	-		1	54,037	54,037	54,037	54,037
1978	1	61,297	61,297	-	-		61,297	61,297
1982	-	-		1	68,842	68,842	68,842	68,842
1985	-	-		4	308,690	77,173	308,690	77,173
1986	-	-		1	76,105	76,105	76,105	76,105
1994	-	-		1	77,452	77,452	77,452	77,452
1996	2	120,378	60,189	1	72,301	72,301	192,679	64,226
1997	1	60,041	60,041	1	61,228	61,228	121,269	60,635
Totals	**4**	**241,716**	**60,429**	**12**	**782,969**	**65,247**	**1,024,685**	**64,043**
GRAND TOTALS	**285**	**12,921,955**	**45,340**	**295**	**15,036,364**	**50,971**	**27,958,319**	**48,204**

*game vs. Chargers was moved to San Diego due to a World Series scheduling conflict at Fenway Park.
**game vs. the Jets was moved to Birmingham, Ala. due to a scheduling conflict at Fenway Park.
Neutral site counted as a "home" game for the Patriots.
@1982 and 1987 seasons were shortened due to player strikes.

All-Time Series Standings

(Includes Regular Season and Playoff Games)

TEAM	W	L	T	PCT	PF	PA
Arizona/Phoenix/St. Louis	3	6	0	.333	141	200
Atlanta	3	5	0	.375	128	188
Buffalo	40	35	1	.533	1,541	1,500
Carolina	0	1	0	.000	17	20
Chicago	5	3	0	.625	144	122
Cincinnati	9	7	0	.563	262	357
Baltimore Ravens/Cleveland Browns	5	11	0	.313	255	336
Dallas	0	7	0	.000	123	185
Denver	12	20	0	.375	627	748
Detroit	3	3	0	.500	103	123
Green Bay	3	4	0	.429	124	195
Indianapolis/Baltimore	33	22	0	.600	1,234	967
Jacksonville	3	0	0	1.000	74	51
Kansas City Chiefs/Dallas Texans	7	14	3	.291	434	609
Miami	27	38	0	.415	1,271	1,472
Minnesota	4	3	0	.571	134	174
New Orleans	5	3	0	.625	165	153
New York Giants	2	3	0	.400	71	88
New York Jets	35	40	1	.467	1,703	1,695
Oakland/Los Angeles	13	14	1	.464	602	703
Philadelphia	2	5	0	.286	132	166
Pittsburgh	4	12	0	.250	275	348
San Diego	16	12	2	.567	704	598
San Francisco	1	7	0	.125	133	215
Seattle	6	7	0	.461	244	230
St. Louis/LA Rams	3	3	0	.500	105	104
Tampa Bay	3	1	0	.750	80	62
Tennessee/Houston	17	15	1	.530	769	687
Washington	1	5	0	.167	102	141
Patriots Totals	**265**	**306**	**9**	**.465**	**11,697**	**12,437**

Largest Crowds at Foxboro

10 LARGEST CROWDS AT FOXBORO STADIUM

1.	61,457	12/5/71	vs. Miami	W 34-13
2.	61,357	10/10/71	vs. N.Y. Jets	W 20-0
3.	61,297	10/2/78	vs. San Diego	W 23-18
	61,297	10/8/78	vs. Philadelphia	W 24-14
	61,297	10/22/78	vs. Miami	W 33-24
	61,297	10/29/78	vs. N.Y. Jets	W 55-21
	61,297	11/12/78	vs. Houston	L 26-23
	61,297	9/3/79	vs. Pittsburgh	L 16-13 (ot)
	61,297	9/23/79	vs. San Diego	W 27-21
	61,297	10/7/79	vs. Detroit	W 24-17
	61,297	10/21/79	vs. Miami	W 28-13
	61,297	11/18/79	vs. Baltimore	W 50-21
	61,297	11/25/79	vs. Buffalo	L 16-13 (ot)

10 LARGEST CROWDS SINCE 1980

1.	60,994	11/23/80	vs. Baltimore	W 47-21
2.	60,840	11/6/88	vs. Miami	W 21-10
3.	60,834	11/2/80	vs. New York Jets	W 34-21
4.	60,821	10/30/88	vs. Chicago	W 30-17
5.	60,787	12/14/86	vs. San Francisco	L 29-24
6.	60,771	11/13/83	vs. Miami	W 17- 6
7.	60,711	10/21/84	vs. Miami	L 44-24
8.	60,689	10/5/86	vs. Miami	W 34- 7
9.	60,686	9/29/85	vs. L.A. Raiders	L 33-20
10.	60,664	11/1/87	vs. L.A. Raiders	W 23-23

The largest crowd since 1990 was 60,410 on 12/30/90 in a 13-10 loss to the N.Y. Giants.

The capacity of Foxboro Stadium was reduced from 61,114 to 60,794 in 1980 and has since been reduced to its current capacity of 60,292.

1960 FINAL OFFENSIVE STATISTICS (5-9)

Head Coach: Lou Saban 5-9-0 • Fourth in AFL-East • Home Stadium: Boston University Field

DATE	W/L	SCORE	OPPONENT	ATTENDANCE
9/09	L	10-13	Denver	21,597
9/17	W	28-24	at New York	19,200
9/23	L	0-13	Buffalo	20,732
10/08	W	35- 0	at Los Angeles	18,226
10/16	L	14-27	Oakland (at S.F.)	11,500
10/23	L	24-31	at Denver	12,683
10/28	L	16-45	Los Angeles	13,988
11/04	W	34-28	Oakland	8,446
11/11	W	38-21	New York	11,653
11/18	W	42-14	Dallas	14,721
11/25	L	10-24	Houston	27,123
12/04	L	14-38	at Buffalo	14,335
12/11	L	0-34	at Dallas	12,000
12/18	L	21-37	at Houston	22,352

Team Statistics

	PATS	OPP
TOTAL FIRST DOWNS	**234**	**237**
By Rushing	86	78
By Passing	126	135
By Penalty	22	24
TOTAL NET YARDS	**4116**	**4255**
Avg. per Game	294.0	303.9
Total Offensive Plays	874	935
Avg. per Play	4.7	4.6
NET YARDS RUSHING	**1512**	**1513**
Total Rushing Plays	363	477
Avg. per Rush	4.2	3.2
Avg. per Game	108.0	108.1
NET YARDS PASSING	**2604**	**2742**
Avg. per Game	186.0	195.0
Sacked/Yards Lost	36/261	29/219
Gross Yards Passing	2865	2958
Att./Completions	475/223	429/210
Completion Pct.	46.9	49.0
Had Intercepted	23	25
PUNTS/AVERAGE	**78/35.8**	**74/37.2**
PENALTIES/YARDS	**69/730**	**77/825**
FUMBLES/BALLS LOST	**36/22**	**41/20**
TOUCHDOWNS	**37**	**46**
Rushing	11	21
Passing	25	19
Returns	1	6

Score by Periods	1	2	3	4	OT	Total
Patriots	85	47	117	37	--	286
Opponents	36	119	89	105	--	349

SCORING	TD	Ru	Pa	Rt	PAT	FG	S	TP
Cappelletti	0	0	0	0	33/36	8/22	0	60
Colclough	9	0	9	0	0/0	0/0	0	54
Christy	6	4	2	0	0/0	0/0	0	36
Lofton	4	0	4	0	0/0	0/0	0	24
Miller	3	1	2	0	0/0	0/0	0	18
Johnson	3	0	3	0	0/0	0/0	0	18
Stephens	3	0	3	0	0/0	0/0	0	18
Crawford	2	2	0	0	0/0	0/0	0	14
Songin	2	2	0	0	0/0	0/0	0	12
Beach	1	0	1	0	0/0	0/0	0	6
Burton	1	1	0	0	0/0	0/0	0	6
Livingston	1	1	0	0	0/0	0/0	0	6
Shonta	1	0	0	1	0/0	0/0	0	6
Wells	1	0	1	0	0/0	0/0	0	6
Team	0	0	0	0	0/0	0/0	1	2
Cudzik	0	0	0	0	0/0	0/1	0	0
PATRIOTS	**37**	**11**	**25**	**1**	**33/36**	**8/23**	**1**	**286**
Opponent	**46**	**21**	**19**	**6**	**43/46**	**10/27**	**0**	**349**

Cappelletti 30/32 PAT kick, 3/4 PAT run
Opponents 43/46 PAT kick, 0/0 others
2-pt conv.: Cappelletti 3-4, Crawford 1-1. Patriots: 4-5, Opp.: 0-0.

RUSHING	NO	YDS	AVG	LG	TD
Miller	101	416	4.2	33	1
Christy	78	363	4.7	48	4
Burton	66	280	4.3	77	1
Crawford	51	238	4.7	39t	2
Wells	14	59	4.2	13	0
Greene	7	44	6.3	21	0
Songin	11	40	3.6	20	2
Garron	8	27	3.4	9	0
Crouthamel	4	16	4.0	6	0
Livingston	10	16	1.6	5	1
Washington	2	10	5.0	7	0
White	5	7	1.4	5	0
Beach	6	-4	-0.7	3	0
Patriots	**363**	**1512**	**4.2**	**77**	**11**
Opponents	**477**	**1513**	**3.2**	**--**	**21**

RECEIVING	NO	YDS	AVG	LG	TD
Colclough	49	666	13.6	61	9
Miller	29	284	9.8	48t	2
Christy	26	268	10.3	53	2
Stephens	22	320	14.5	53	3
Burton	21	196	9.3	35	0
Lofton	19	360	18.9	39	4
Wells	14	206	14.7	78	1
Johnson	11	186	16.9	51t	3
Crawford	10	92	9.2	40	0
Beach	9	132	14.7	51t	1
Green	3	52	17.3	31	0
White	2	24	12.0	13	0
Atchason	2	22	11.0	14	0
Long	2	10	5.0	5	0
Cappelletti	1	28	28.0	28	0
Cudzik	1	11	11.0	11	0
Garron	1	8	8.0	8	0
Livingston	1	0	0.0	0	0
Patriots	**223**	**2865**	**12.8**	**78**	**25**
Opponents	**210**	**2958**	**14.1**	**--**	**19**

INTERCEPTIONS	NO	YDS	AVG	LG	TD
Cappelletti	4	68	17.0	27	0
Jacobs	4	26	6.5	14	0
Bruney	3	35	117	18	0
Washington	3	13	4.3	13	0
O'Hanley	3	1	0.3	1	0
Shonta	2	101	50.5	52	0
Soltis	2	33	16.5	33	0
Rudolph	2	13	6.5	13	0
Dee	1	14	14.0	14	0
Brown	1	8	8.0	8	0
Patriots	**25**	**312**	**12.5**	**52**	**0**
Opponents	**23**	**336**	**14.6**	**--**	**3**

PUNTING	NO	YDS	AVG	LG	BLK
Greene	61	2253	36.9	66	1
Washington	17	539	31.7	48	0
Patriots	**78**	**2792**	**35.8**	**66**	**1**
Opp.	**74**	**2750**	**37.2**	**--**	**1**

PUNT RETURNS	NO	YDS	AVG	LG	TD
Wells	12	66	5.6	19	0
Christy	8	73	9.1	29	0
Bruney	4	31	7.7	19	0
Beach	1	21	21.0	21	0
Cappelletti	1	3	3.0	3	0
Burton	1	0	0.0	0	0
Patriots	**27**	**194**	**7.2**	**29**	**0**
Opponents	**21**	**361**	**17.2**	**--**	**3**

KICK RETURNS	NO	YDS	AVG	LG	TD
Christy	24	617	25.7	52	0
Wells	11	275	28.5	33	0
Beach	7	146	20.7	33	0
Burton	4	161	40.3	59	0
Cappelletti	4	100	25.0	37	0
Bruney	2	39	19.5	20	0
Crouthamel	2	27	13.5	15	0
Garron	1	21	21.0	21	0
Smith	1	13	13.0	13	0
Hunt	1	8	8.0	8	0
DeLucca	1	8	8.0	8	0
Livingston	1	3	3.0	3	0
Greene	1	3	3.0	3	0
Patriots	**60**	**1421**	**23.7**	**59**	**0**
Opponents	**50**	**1123**	**22.5**	**--**	**1**

Sacks: Rudolph 3.0, Dee 2.5, Jacobs 2.0, Sardisco 2.0, Addison 1.0, Hauser 0.5, Team 8.0.

FIELD GOALS	1-19	20-29	30-39	40-49	50+
Cappelletti	1-1	4-5	3-6	0-9	0-1
Cudzik	--	--	--	0-1	--
Patriots	**1-1**	**4-5**	**3-6**	**0-10**	**0-1**
Opp.	**4-4**	**3-6**	**1-6**	**2-11**	**0-0**

Cappelletti: (34G) () (50N) (23G,33G) (47N) (12G,48N,42N) (38N,48B) (42N, 37N,27G,27G) (39N,30G,45B,43N) () (20G,40N) (43N,27N) (48N) ().

Opponents: () (23G) (38N) () (40N)(42N, 47N, 9G) (35B,41N,18G) (47N,38N) (44N) (42N) (35N,20N,32N,16G) (27N,45G) (28N,42N,24G, 49N, 46G) (32G,26G,10G).

1960 AFL Eastern Conference

TEAM	W	L	T	PCT.	PF	PA
Houston	10	4	0	.714	379	285
N.Y. Titans	7	7	0	.500	382	399
Buffalo	5	8	1	.385	296	303
Patriots	**5**	**9**	**0**	**.357**	**286**	**349**

AFL Championship: at Houston Oilers 24, LA Chargers 16

1960 Coaching Staff: Joe Collier, Defensive Backfield, Mike Holovak, Offensive Backfield, Red Miller, Offensive Line, Jerry Smith, Defensive Line.

PASSING	ATT	CMP	YARDS	CMP%	YDS/ATT	TD	TD%	INT	INT%	LG	SK/YDS	RATING
Songin	392	187	2476	47.7	6.32	22	5.6	15	3.8	78	--/--	71.0
Greene	63	27	251	42.9	3.98	1	1.6	6	9.5	31	--/--	20.2
Christy	11	6	94	54.5	8.55	2	18.2	2	18.2	39	--/--	83.1
White	7	3	44	42.9	6.29	0	0.0	0	0.0	23	--/--	64.0
Dimitroff	2	0	0	0.0	0.00	0	0.0	0	0.0	0	--/--	0.0
Patriots	**475**	**223**	**2865**	**46.9**	**6.03**	**25**	**5.3**	**23**	**4.8**	**78**	**36/261**	**64.0**
Opponents	**429**	**210**	**2958**	**49.0**	**6.90**	**19**	**4.4**	**25**	**5.8**	**--**	**29/216**	**62.2**

1961 FINAL OFFENSIVE STATISTICS (9-4-1)

Head Coaches: Lou Saban (2-3), Mike Holovak (7-1-1) • Second in AFL-East • Home Stadium: Boston University Field

DATE	W/L	SCORE	OPPONENT	ATTENDANCE
9/09	L	20-21	NY Titans	16,683
9/16	W	45-17	Denver	14,479
9/23	W	23-21	at Buffalo	21,504
10/01	L	30-37	at NY Titans	15,189
10/07	L	27-38	San Diego	17,748
10/13	T	31-31	Houston	15,070
10/22	W	52-21	Buffalo	9,398
10/29	W	18-17	at Dallas	20,500
11/03	W	28-21	Dallas	25,063
11/12	L	15-27	at Houston	35,649
11/17	W	20-17	Oakland	17,169
12/03	W	28-24	at Denver	9,303
12/09	W	35-21	at Oakland	6,500
12/17	W	41-0	at San Diego	21,339

Team Statistics

	PATS	OPP
TOTAL FIRST DOWNS	**238**	**243**
By Rushing	93	72
By Passing	120	151
By Penalty	25	20
TOTAL NET YARDS	**4214**	**4123**
Avg. per Game	301.0	294.5
Total Offensive Plays	936	967
Avg. per Play	4.5	4.3
NET YARDS RUSHING	**1675**	**1041**
Total Rushing Plays	389	350
Avg. per Rush	4.3	3.0
Avg. per Game	119.6	74.4
NET YARDS PASSING	**2539**	**3082**
Avg. per Game	181.4	220.1
Sacked/Yards Lost	33/256	44/408
Gross Yards Passing	2795	3490
Att./Completions	420/206	479/241
Completion Pct.	49.0	50.3
Had Intercepted	21	22
PUNTS/AVERAGE	**64/37.6**	**71/40.7**
PUNT RETURN/AVG	**32/13.0**	**15/16.3**
PENALTIES/YARDS	**64/659**	**67/662**
FUMBLES/BALLS LOST	**24/9**	**36/20**
TOUCHDOWNS	**52**	**41**
Rushing	15	9
Passing	29	27
Returns	8	5

Score by Periods	1	2	3	4	OT	Total
Patriots	**98**	**98**	**118**	**99**	**—**	**413**
Opponents	**45**	**109**	**51**	**108**	**—**	**313**

SCORING	TD	Ru	Pa	Rt	PAT	FG	S	TP
Cappelletti	8	0	8	0	48/50	17/32	0	147
Lott	11	5	6	0	0/0	0/0	0	66
Colclough	9	0	9	0	0/0	0/0	0	54
Garron	6	2	3	1	0/0	0/0	0	36
Parilli	5	5	0	0	1/1	0/0	0	32
Webb	4	0	0	4	0/0	0/0	0	24
Stephens	3	0	2	1	0/0	0/0	0	18
Burton	3	2	0	1	0/0	0/0	0	18
Johnson	1	0	1	0	0/0	0/0	0	6
Moore	1	0	0	1	0/0	0/0	0	6
Yewcic	1	1	0	0	0/0	0/0	0	6
Songin	0	0	0	0	0/1	0/0	0	0
PATRIOTS	**52**	**15**	**29**	**8**	**49/52**	**17/32**	**0**	**413**
Opponent	**41**	**9**	**27**	**5**	**40/41**	**9/23**	**0**	**313**

2-pt conv.: Parilli 1-1, Songin 0-1. Patriots 1-2, Opp.: 0-1.

RUSHING	NO	YDS	AVG	LG	TD
Lott	100	461	4.6	38	5
Garron	69	389	5.6	85t	2
Burton	82	260	3.2	43	2
Parilli	38	183	4.8	24	5
Crawford	41	148	3.6	34	0
West	26	90	3.5	31	0
Yewcic	11	51	4.6	13	1
Songin	8	39	4.9	11	0
Colclough	3	37	12.3	16	0
Schwedes	10	14	1.4	5	0
Washington	1	3	3.0	3	0
Patriots	**389**	**1675**	**4.3**	**85t**	**15**
Opponents	**350**	**1041**	**3.0**	**--**	**9**

RECEIVING	NO	YDS	AVG	LG	TD
Cappelletti	45	768	17.1	53	8
Colclough	42	757	18.0	58t	9
Lott	32	333	10.4	47	6
Garron	24	341	14.2	51t	2
Stephens	19	186	9.8	31	2
Burton	13	115	8.8	45	0
Crawford	9	85	9.4	25	0
Johnson	9	82	9.1	21	1
Yewcic	6	56	9.3	46	0
West	5	42	8.4	18	0
Schwedes	1	21	21.0	21	0
Shonta	1	9	9.0	9	0
Patriots	**206**	**2795**	**13.6**	**58t**	**29**
Opponents	**241**	**3490**	**14.5**	**75t**	**27**

INTERCEPTIONS	NO	YOS	AVG	LG	TD
Webb	5	153	30.6	59	2
Washington	4	45	11.3	33	0
Addison	4	17	4.3	10	0
Bruney	2	20	10.0	12	0
Robotti	2	18	9.0	11	0
Hall	2	12	6.0	12	0
Beach	1	37	37.0	37	0
Loudd	1	12	12.0	12	0
Shonta	1	12	12.0	12	0
Patriots	**22**	**326**	**14.8**	**59**	**2**
Opponents	**21**	**198**	**9.4**	**--**	**1**

PUNTING	NO	YDS	AVG	LG	BLK
Yewcic	64	2406	37.6	64	2
Patriots	**64**	**2406**	**37.6**	**64**	**2**
Opp.	**71**	**2887**	**40.7**	**70**	**2**

PUNT RETURNS	NO	YDS	AVG	LG	TD
Bruney	23	109	4.7	11	0
Burton	8	128	16.0	62	0
Lott	1	8	8.0	8	0
Patriots	**32**	**245**	**13.0**	**62**	**0**
Opponents	**15**	**245**	**16.3**	**55**	**2**

KICK RETURNS	NO	YDS	AVG	LG	TD
Garron	16	438	27.4	89	1
Burton	15	401	26.7	91t	1
West	7	191	27.3	37	0
Long	4	24	6.0	11	0
Beach	2	38	19.0	20	0
Webb	1	21	21.0	21	0
Ratkowske	1	17	17.0	17	0
Stephens	1	6	6.0	6	0
Schwedes	1	0	0.0	0	0
Cudzik	1	0	0.0	0	0
Patriots	**49**	**1136**	**23.2**	**91t**	**2**
Opponents	**53**	**1255**	**23.7**	**90t**	**1**

Sacks: Loudd 7.0, Dee 5.5, Addison 3.5, Hunt 3.0, Klein 2.5, Jacobs 1.0, Robutti 1.0, Hall 0.5, Team 3.0.

FIELDGOALS	1-19	20-29	30-39	40-49	50+
Cappelletti	3-3	3-7	9-14	2-8	0-0
Patriots	**3-3**	**3-7**	**9-14**	**2-8**	**0-0**
Opp.	**4-4**	**4-7**	**1-4**	**0-6**	**0-2**

Cappelletti: (28G,32G,32) (35G) (36G, 35G,27N,46G) (34G,30G,22N,16G,46B) () (42N,17G, 42N) (12G) (24G)(47N,27B) (33G,29N) (29G, 33G,42N) (32B) (32N,35N,40N) (40G,32N,38G).

Opponents: () (34G,27N,52N) () (26G) (10G, 41N,26N) (10G,41N,26N) (35N, 49N,24G) () (25G,42N,32N,38N) (44N) (25G,19G) (16G,60N)(23N,18G,43N, 43N) () ().

1961 AFL Eastern Division

TEAM	W	L	T	PCT.	PF	PA
Houston	10	3	1	.769	513	242
Patriots	**9**	**4**	**1**	**.692**	**413**	**313**
NY Titans	7	7	0	.500	301	390
Buffalo	6	8	0	.429	294	342

AFL Championship: Houston Oilers 10, at San Diego Chargers 3

1961 Coaching Staff: Joe Collier, Defensive Backfield, Mike Holovak, Offensive Backfield, Red Miller, Offensive Line, Jerry Smith, Defensive Line.

PASSING	ATT	CMP	YARDS	CMP%	YDS/ATT	TD	TD%	INT	INT%	LG	SK/YDS	RATING
Songin	212	98	1429	46.2	6.74	14	6.6	9	4.2	58t	—/—	73.2
Parilli	198	104	1314	52.5	6.64	13	6.6	9	4.5	53	—/—	76.8
Yewcic	8	3	25	37.5	3.13	1	12.5	2	25.0	18t	—/—	46.4
Cappelletti	1	1	27	100.0	27.00	1	100.0	0	0.0	27t	—/—	531.3
Burton	1	0	0	0.0	0.00	0	0.0	1	0.0	0	—/—	—
Patriots	**420**	**206**	**2795**	**49.0**	**6.65**	**29**	**6.9**	**21**	**5.0**	**58t**	**33/256**	**72.8**
Opponents	**479**	**241**	**3490**	**50.3**	**7.29**	**27**	**5.6**	**22**	**4.6**	**75t**	**44/408**	**73.9**

1962 FINAL OFFENSIVE STATISTICS (9-4-1)

Head Coach: Mike Holovak (9-4-1) • Second in AFL-East • Home Stadium: Boston University Field

DATE	W/L	SCORE	OPPONENT	ATTENDANCE
9/08	L	28-42 at	Dallas	32,000
9/16	W	34-21	Houston	32,276
9/21	W	41-16	Denver	21,038
10/06	W	43-14 at	NY Titans	14,412
10/12	L	7-27	Dallas	23,874
10/19	W	24-20	San Diego	20,888
10/26	W	26-16	Oakland	12,514
11/03	T	28-28 at	Buffalo	33,247
11/11	W	33-29 at	Denver	28,187
11/18	L	17-21 at	Houston	35,250
11/23	W	21-10	Buffalo	20,021
11/30	W	24-17	NY Titans	20,015
12/09	W	20-14 at	San Diego	19,887
12/16	L	0-20 at	Oakland	8,000

Team Statistics

	PATS	OPP
TOTAL FIRST DOWNS	**230**	**220**
By Rushing	100	68
By Passing	114	136
By Penalty	16	16
TOTAL NET YARDS	**4736**	**4534**
Avg. per Game	338.3	323.9
Total Offensive Plays	943	982
Avg. per Play	5.0	4.6
NET YARDS RUSHING	**1970**	**1426**
Total Rushing Plays	432	393
Avg. per Rush	4.6	3.6
Avg. per Game	140.7	101.9
NET YARDS PASSING	**2766**	**3108**
Avg. per Game	197.6	222.0
Sacked/Yards Lost	23/164	34/327
Gross Yards Passing	2930	3435
Att./Completions	382/195	450/216
Completion Pct.	51.0	48.0
Had Intercepted	13	25
PUNTS/AVERAGE	**69/38.5**	**79/38.5**
PUNT RETURNS/AVG	**26/5.3**	**11/4.9**
PENALTIES/YARDS	**52/456**	**62/554**
FUMBLES/BALLS LOST	**37/20**	**26/10**
TOUCHDOWNS	**41**	**36**
Rushing	11	14
Passing	25	19
Returns	5	3

Score by Periods	1	2	3	4	OT	Total
Patriots	**50**	**116**	**78**	**102**	**--**	**346**
Opponents	**65**	**104**	**55**	**71**	**--**	**295**

SCORING	TD	Ru	Pa	Rt	PAT	FG	S	TP
Cappelletti	5	0	5	0	38/40	20/37	0	128
Colclough	10	0	10	0	0/0	0/0	0	60
Burton	7	2	4	1	0/0	0/0	0	42
Garron	6	2	3	1	0/0	0/0	0	36
Crawford	4	2	2	0	1/1	0/0	0	26
Yewcic	2	2	0	0	0/0	0/0	0	12
Parilli	2	2	0	0	0/0	0/0	0	12
Romeo	1	0	1	0	0/0	0/0	0	6
Addison	1	0	0	1	0/0	0/0	0	6
King	1	1	0	0	0/0	0/0	0	6
Bruney	1	0	0	1	0/0	0/0	0	6
Hall	1	0	0	1	0/0	0/0	0	6
PATRIOTS	**41**	**11**	**25**	**5**	**39/41**	**20/37**	**0**	**346**
Opponent	**36**	**14**	**19**	**3**	**33/36**	**15/26**	**0**	**295**

2-pt conv.: Crawford 1-1. Patriots 1-1, Opp.: 1-3.

RUSHING	NO	YDS	AVG	LG	TD
Burton	134	548	4.1	59	2
Crawford	139	459	3.3	22	2
Garron	67	392	5.9	41t	2
Yewcic	33	215	6.5	27t	2
Parilli	28	169	6.0	33t	2
King	21	144	6.9	71t	1
Lott	8	34	4.3	11	0
Colclough	1	14	14.0	14	0
Cappelletti	1	-5	-5.0	-5	0
Patriots	**432**	**1970**	**4.6**	**71t**	**11**
Opponents	**393**	**1426**	**3.6**	**--**	**14**

RECEIVING	NO	YDS	AVG	LG	TD
Colclough	40	868	21.7	78t	10
Burton	40	461	11.5	69t	4
Romeo	34	608	17.8	62	1
Cappelletti	34	479	14.0	40	5
Crawford	22	224	10.1	44	2
Garron	18	236	8.4	63t	3
King	5	42	8.4	33	0
Webb	1	11	11.0	11	0
Lott	1	1	1.0	1	0
Patriots	**195**	**2930**	**15.0**	**78t**	**25**
Opponents	**216**	**3435**	**15.9**	**97t**	**19**

INTERCEPTIONS	NO	YOS	AVG	LG	TD
O'Hanley	5	83	16.6	28	0
Felt	5	73	14.6	22	0
Addison	5	42	8.4	16	1
Hall	3	94	31.3	47t	1
Bruney	3	70	23.3	33t	1
Buoniconti	2	3	1.5	3	0
Shonta	2	0	0.0	0	0
Patriots	**25**	**365**	**14.6**	**47**	**3**
Opponents	**13**	**55**	**4.2**	**--**	**1**

PUNTING	NO	YDS	AVG	LG	BLK
Yewcic	69	2654	38.5	56	1
Patriots	**69**	**2654**	**38.5**	**56**	**1**
Opp.	**79**	**3040**	**38.5**	**75**	**0**

PUNT RETURNS	NO	YOS	AVG	LG	TD
Burton	21	122	5.8	22	0
Bruney	3	8	2.7	7	0
Buoniconti	1	8	8.0	8	0
Hall	1	0	0.0	0	0
Patriots	**26**	**138**	**5.3**	**22**	**0**
Opponents	**11**	**54**	**4.9**	**15**	**0**

KICK RETURNS	NO	YOS	AVG	LG	TD
Garron	24	686	28.6	95t	1
Burton	13	238	18.3	42	0
King	9	177	19.7	28	0
Stephens	2	46	23.0	31	0
Crawford	2	24	12.0	18	0
Loudd	1	15	15.0	15	0
Dee	1	14	14.0	14	0
Jacobs	1	0	0.0	0	0
Patriots	**53**	**1200**	**22.6**	**95t**	**1**
Opponents	**64**	**1697**	**26.5**	**93t**	**1**

Sacks: Eisenhauer 5.5, Addison 5.0, Dee 4.0, Richardson 3.0, Rudolph 3.0, Klein 1.5, Bruney 1.0, Buoniconti 1.0, Team 4.0.

FIELD GOALS	1-19	20-29	30-39	40-49	50+
Cappelletti	7-9	5-9	7-11	1-6	0-0
Patriots	**7-9**	**5-9**	**7-11**	**1-6**	**0-0**
Opp.	**5-7**	**3-5**	**3-5**	**4-9**	**0-0**

Cappelletti: (46B) (16N.46G,20G) (28G,33G) (28G,12G,38G) (44N,47N) (13G,31N) (25G, 17G,31G,11G) (38N) (35G,37G,18G,14N, 39G) (30N,26G, 20N,26N) (25N) (32G) (29N,18G, 43B, 9G) (37N.44N,32N,26N).

Opponents: () (49N,10N) (37B,18G) () (33G, 26N,24G) (43G,27G) (19G,27N) (14N,46N) (39N,16G,19G,46G,45N) () (36G) (47N,47N,37G) (42G,42G) (19G,21G).

1962 AFL Eastern Division

Team	W	L	T	Pct.	PF	PA
Houston	11	3	0	.786	387	270
Patriots	**9**	**4**	**1**	**.692**	**346**	**295**
Buffalo	7	6	1	.538	309	272
NY Titans	5	9	0	.357	278	423

AFL Championship: Dallas Texans 20, at Houston Oilers 17 (ot)

1962 Coaching Staff: Fred Bruney, Defensive Backfield, Marion Campbell, Defensive Line, Art Spinney, Offensive Line.

PASSING	ATT	CMP	YARDS	CMP%	YOS/ATT	TD	TD%	INT	INT%	LG	SK/YOS	RATING
Parilli	252	140	1988	55.3	7.86	18	7.1	8	3.2	67t	--/--	91.3
Yewcic	126	54	903	42.9	7.17	7	5.6	5	4.0	78t	--/--	69.7
Garron	3	1	39	33.3	13.00	0	0.0	0	0.0	39	--/--	81.9
Patriots	**382**	**195**	**2930**	**51.0**	**7.67**	**25**	**6.5**	**13**	**3.4**	**78t**	**23/164**	**84.1**
Opps.	**450**	**216**	**3435**	**48.0**	**7.63**	**19**	**4.2**	**25**	**5.6**	**97t**	**34/327**	**64.6**

1963 FINAL OFFENSIVE STATISTICS (7-6-1)

Head Coach: Mike Holovak (7-6-1) • First in AFL-East • Home Stadium: Fenway Park

DATE	W/L	SCORE		OPPONENT	ATTENDANCE
9/08	W	38-14	*	NY Jets	24,120
9/14	L	13-17	at	San Diego	26,097
9/22	W	20-14	at	Oakland	17,131
9/29	L	10-14	at	Denver	18,636
10/05	L	24-31	at	NY Jets	16,769
10/11	W	20-14		Oakland	26,494
10/18	W	40-21		Denver	25,418
10/26	L	21-28	at	Buffalo	29,243
11/01	W	45-3		Houston	31,185
11/10	L	6-7		San Diego	28,402
11/17	T	24-24		Kansas City	17,270
12/01	W	17-7		Buffalo	16,981
12/08	W	46-28	at	Houston	23,462
12/14	L	3-35	at	Kansas City	12,598
AFL Playoff					
12/28	W	26-8	at	Buffalo	33,044
1/05	L	10-51	at	San Diego	30,127

* game played at Boston College Alumni Stadium.

Team Statistics

	PATS	OPP
TOTAL FIRST DOWNS	227	222
By Rushing	92	59
By Passing	115	144
By Penalty	20	19
TOTAL NET YARDS	4201	3834
Avg. per Game	300.1	273.9
Total Offensive Plays	874	842
Avg. per Play	4.8	4.6
NET YARDS RUSHING	1618	1107
Total Rushing Plays	437	310
Avg. per Rush	3.7	3.6
Avg. per Game	115.6	79.1
NET YARDS PASSING	2583	2727
Avg. per Game	184.5	194.8
Sacked/Yards Lost	27/233	56/526
Gross Yards Passing	2816	3253
Att./Completions	410/184	476/230
Completion Pct.	44.9	48.3
Had Intercepted	29	29
PUNTS/AVERAGE	75/38.4	88/39.9
PUNT RETURNS/AVG	40/9.3	25/13.0
PENALTIES/YARDS	64/614	62/1583
FUMBLES/BALLS LOST	29/12	27/13
TOUCHDOWNS	37	35
Rushing	16	12
Passing	17	21
Returns	4	2

Score by Periods	1	2	3	4	OT	Total
Patriots	60	97	72	98	--	327
Opponents	56	69	59	73	--	257

SCORING	TD	Ru	Pa	Rt	PAT	FG	S	TP
Cappelletti	2	0	2	0	35/36	2/2	38 0	113
Graham	5	0	5	0	0/0	0/0	0	30
Crump	5	5	0	0	0/0	0/0	0	30
Parilli	5	5	0	0	0/0	0/0	0	30
Garron	4	2	2	0	0/0	0/0	0	24
Lott	4	2	2	0	0/0	0/0	0	24
Colclough	3	0	3	0	0/0	0/0	0	18
Romeo	2	0	2	0	0/0	0/0	0	12
Suci	2	0	0	2	0/0	0/0	0	12
Buoniconti	1	0	0	1	0/0	0/0	0	6
Crawford	1	1	0	0	0/1	0/0	0	6
Yewcic	1	1	0	0	0/0	0/0	0	6
Neumann	1	0	1	0	0/0	0/0	0	6
Hunt	1	0	0	1	0/0	0/0	0	6
Team	0	0	0	0	0/0	0/0	1	2
PATRIOTS	37	16	17	4	35/37	22/38	1	327
Opponent	35	12	21	2	35/35	4/21	0	257

2-pt conv.: Crawford 0-1. Patriots 0-1. Opp. 0-0.

RUSHING	NO	YDS	AVG	LG	TD
Garron	179	750	4.1	47t	2
Crawford	71	233	3.3	19	1
Yewcic	22	161	7.3	46	1
Neumann	44	148	3.4	17	0
Parilli	36	126	3.5	19	5
Crump	49	120	2.5	21	5
Lott	35	78	2.2	7	3
Cappelletti	1	2	2.0	2	0
Patriots	437	1618	3.7	47t	17
Opponents	310	1107	3.6	68	12

RECEIVING	NO	YDS	AVG	LG	TD
Colclough	42	693	16.5	56t	3
Cappelletti	34	493	14.5	38	2
Romeo	32	418	13.1	38	3
Garron	26	418	16.0	76t	2
Graham	21	550	26.1	77t	5
Crawford	10	89	8.9	28	0
Neumann	10	48	4.8	16	1
Crump	6	46	7.7	12	0
Lott	3	61	20.3	55t	1
Patriots	184	2816	15.3	77t	17
Opponents	230	3253	14.1	74t	21

INTERCEPTIONS	NO	YDS	AVG	LG	TD
Suci	7	277	39.6	98t	2
Addison	4	27	6.7	17	0
Felt	3	81	27.0	35	0
O'Hanley	3	79	26.3	61	0
Buoniconti	3	42	14.0	26	0
Hall	3	24	8.0	14	0
Shonta	3	15	5.0	12	0
Hunt	1	78	78.0	78t	1
Stephens	1	22	22.0	22	0
Eisenhauer	1	0	0.0	0	0
Patriots	29	645	22.2	98t	3
Opponents	29	338	11.7	--	1

PUNTING	NO	YDS	AVG	LG	BLK
Yewcic	75	2880	38.4	65	2
Patriots	75	2880	38.4	65	2
Opp.	88	3515	39.9	68	1

PUNT RETURNS	NO	YOS	AVG	LG	TD
Suci	25	233	9.3	22	0
Stephens	14	117	8.3	26	0
Garron	1	23	23.0	23	0
Patriots	40	373	9.3	26	0
Opponents	25	325	13.0	61	0

KICK RETURNS	NO	YOS	AVG	LG	TD
Garron	28	693	24.7	58	0
Suci	17	360	21.1	35	0
Crump	3	33	11.0	14	0
Watson	1	9	9.0	9	0
Yates	1	0	0.0	0	0
Patriots	50	1095	21.9	58	0
Opponents	68	1587	23.3	47	0

Sacks: Eisenhauer 9.0, Dee 7.0, Buoniconti 6.5, Rudolph 6.0, Antwine 4.0, Addison 2.5, Hall 2.0, Richardson 1.0, Team 8.0.

FIELD GOALS	1-19	20-29	30-39	40-49	50+
Cappelletti	2-3	3-4	12-16	5-14	0-1
Patriots	2-3	3-4	12-16	5-14	0-1
Opp.	0-1	1-2	2-9	1-8	0-1

Cappelletti: (47N,31G,44N) (35G,9N, 36G) (46G,47G) (49N,18G) (45N,22G) (37G,32G) (24G,34G,42G,32G) (23B) (48N,40N,37N, 37G) (38N,36G,25G, 37N,55N) (32G,40N, 43N) (41N,43G) (33G,38N,32G,44G) (14G).

Opponents: (39N) (30N,31G) () () (43N, 38N, 52N) (36G,38N) () () (40N,42B) (46G) (12N, 48N) (36N,27G,25N,45N) (37N) () (41N,37N, 49N).

1963 AFL Eastern Division

Team	W	L	T	Pct.	PF	PA
Patriots	7	6	1	.538	327	257
Buffalo	7	6	1	.538	304	291
Houston	6	8	0	.429	302	372
NY Jets	5	8	1	.385	249	399

Eastern Division playoff: Boston 26, at Buffalo 8

AFL Championship: at San Diego 51, Boston 10

PASSING	ATT	CMP	YARDS	CMP%	YDS/ATT	TD	TD%	INT	INT%	LG	SK/YDS	RATING
Parilli	337	153	2345	45.4	6.96	13	3.9	24	7.1	77t	--/--	52.3
Yewcic	70	29	444	41.4	6.34	4	5.7	5	7.1	57t	--/--	52.4
Crawford	2	2	27	100.0	13.5	0	0.0	0	0.0	15	--/--	117.0
Garron	1	0	0	0.0	0.0	0	0.0	0	0.0	0	--/--	0.0
Patriots	410	184	2816	44.9	6.87	17	4.1	29	7.1	77t	27/233	52.2
Opps.	476	230	3253	48.3	6.83	21	4.4	29	6.1	74t	56/526	60.1

1964 FINAL OFFENSIVE STATISTICS (10-3-1)

Head Coach: Mike Holovak (10-3-1) • Second in AFL-East • Home Stadium: Fenway Park

DATE	W/L	SCORE	OPPONENT	ATTENDANCE
9/13	W	17-14	at Oakland	21,126
9/20	W	33-28	at San Diego	20,568
9/27	W	26-10	NY Jets	22,716
10/04	W	39-10	at Denver	15,485
10/09	L	17-26	San Diego	35,096
10/16	T	43-43	Oakland	23,279
10/23	W	24-7	Kansas City	27,400
10/31	L	14-35	at NY Jets	45,003
11/06	W	25-24	Houston	28,161
11/15	W	36-28	at Buffalo	42,308
11/20	W	12-7	Denver	24,979
11/29	W	34-17	at Houston	17,560
12/06	W	31-24	at Kansas City	13,166
12/20	L	14-24	Buffalo	38,021

Team Statistics

	PATS	OPP
TOTAL FIRST DOWNS	**226**	**243**
By Rushing	66	63
By Passing	144	165
By Penalty	16	15
TOTAL NET YARDS	**4527**	**4360**
Avg. per Game	323.4	311.4
Total Offensive Plays	856	933
Avg. per Play	5.1	4.7
NET YARDS RUSHING	**1361**	**1143**
Total Rushing Plays	381	356
Avg. per Rush	3.6	3.2
Avg. per Game	97.2	81.6
NET YARDS PASSING	**3166**	**3217**
Avg. per Game	226.1	229.8
Sacked/Yards Lost	29/301	47/428
Gross Yards Passing	3467	3645
Att./Completions	476/229	530/261
Completion Pct.	48.1	49.2
Had Intercepted	27	31
PUNTS/AVERAGE	**78/38.0**	**82/41.5**
PUNT RETURNS/AVG	**38/7.3**	**24/7.7**
PENALTIES/YARDS	**53/467**	**84/744**
FUMBLES/BALLS LOST	**23/12**	**33/16**
TOUCHDOWNS	**41**	**36**
Rushing	9	10
Passing	31	23
Returns	1	3

Score by Periods	1	2	3	4	OT	Total
Patriots	**61**	**84**	**98**	**122**	**--**	**365**
Opponents	**65**	**81**	**69**	**82**	**--**	**297**

SCORING	TD	Ru	Pa	Rt	PAT	FG	S	TP
Cappelletti	7	0	7	0	37/37	25/39	0	155
Garron	9	2	7	0	0/0	0/0	0	54
Graham	6	0	6	0	0/0	0/0	0	36
Colclough	5	0	5	0	2/2	0/0	0	34
Burton	5	3	2	0	0/0	0/0	0	30
Romeo	4	0	4	0	0/0	0/0	0	24
Garrett	2	2	0	0	0/0	0/0	0	12
Parilli	2	2	0	0	0/2	0/0	0	12
O'Hanley	1	0	0	1	0/0	0/0	0	6
Rudolph	0	0	0	0	0/0	0/0	1	2
PATRIOTS	**41**	**9**	**31**	**1**	**39/41**	**25/39**	**1**	**365**
Opponent	**36**	**10**	**23**	**3**	**34/36**	**15/30**	**0**	**297**

2-pt conv.: Cappelletti 1-1, Colclough 2-2, Parilli 0-2. Patriots 3-5, Opp.: 2-3.

RUSHING	NO	YDS	AVG	LG	TD
Garron	183	585	3.2	16	2
Burton	102	340	3.3	33	3
Garrett	56	259	4.6	58	2
Parilli	34	168	4.9	32	2
Cappelletti	1	7	7.0	7	0
Yewcic	5	2	0.4	2	0
Patriots	**381**	**1361**	**3.6**	**58**	**9**
Opponents	**356**	**1143**	**3.2**	**--**	**10**

RECEIVING	NO	YDS	AVG	LG	TD
Cappelletti	49	865	17.7	58t	7
Graham	45	720	16.0	80t	6
Garron	40	350	8.8	52t	7
Colclough	32	657	20.5	59t	5
Burton	27	306	11.3	59t	2
Romeo	26	445	17.1	38	4
Garrett	8	101	12.6	57	0
Snyder	1	12	12.0	12	0
Crawford	1	11	11.0	11	0
Patriots	**229**	**3467**	**15.1**	**80t**	**31**
Opponents	**261**	**3645**	**14.0**	**80t**	**23**

INTERCEPTIONS	NO	YDS	AVG	LG	TO
Hall	11	148	13.5	50	0
Webb	6	43	7.2	25	0
Buoniconti	5	75	15.0	26	0
O'Hanley	3	120	40.0	47	1
Felt	2	10	5.0	8	0
Addison	2	4	2.0	4	0
Shonta	1	21	21.0	21	0
Dukes	1	6	6.0	6	0
Patriots	**31**	**427**	**13.8**	**50**	**1**
Opponents	**27**	**485**	**18.0**	**--**	**1**

PUNTING	NO	YDS	AVG	LG	BLK
Yewcic	73	2787	38.7	63	1
Parilli	5	180	36.0	45	0
Patriots	**78**	**2967**	**38.0**	**63**	**1**
Opp.	**82**	**3401**	**41.5**	**67**	**1**

PUNT RETURNS	ND	YDS	AVG	LG	TO
Burton	11	78	7.1	19	0
Cloutier	20	136	6.8	40	0
Stephens	5	34	6.8	11	0
Garrett	2	28	14.0	28	0
Patriots	**38**	**276**	**7.3**	**40**	**0**
Opponents	**24**	**185**	**7.7**	**52**	**0**

KICK RETURNS	NO	YDS	AVG	LG	TO
Garrett	32	749	23.4	42	0
Garron	10	198	19.8	31	0
Burton	7	131	18.7	27	0
Dukes	2	33	16.5	17	0
Stephens	2	5	2.5	5	0
Cloutier	1	46	46.0	46	0
Romeo	1	5	5.0	5	0
Oakes	1	0	0.0	0	0
Watson	1	0	0.0	0	0
Yates	1	0	0.0	0	0
Patriots	**58**	**1167**	**20.1**	**46**	**0**
Opponents	**70**	**1637**	**23.4**	**93t**	**1**

Sacks: Eisenhauer 7.5, Antwine 5.5, Buoniconti 4.5, Dee 3.5, St. Jean 3.0, Hunt 2.5, Richardson 2.5, Rudolph 2.5, Dukes 2.0, O'Hanley 1.0, Shonta 1.0, Team 2.0.

FIELD GOALS	1-19	20-29	30-39	40-49	50+
Cappelletti	6-6	5-6	5-9	8-16	1-2
Patriots	**6-6**	**5-6**	**5-9**	**8-16**	**1-2**
Opp.	**5-6**	**0-2**	**5-8**	**4-13**	**0-1**

Cappelletti: (47N,46N,48G) (41G,57N, 45N, 26N,32G,37G,37G) (47G,26G, 49N,41G,42G, 44N) (11G,30G,16G, 47G,14G,17G) (48G) (41N,31N) (25G) (30N) (25G,33G,22G,41N) () (35N,51G) (35N,28G,15G,45N) (12G) (46N).

Opponents: (47N,48N) (26N,30G,12G) (40G, 47N) (32G) (54N,16G,17G) (41G, 33N,37G, 9B,38G) (43G) () (46N,23N, 10G) (41G,33G, 35N) (46N,39N) (49N, 49G,41N) (42G) (12N).

1964 AFL Eastern Division

Team	W	L	T	Pct.	PF	PA
Buffalo	12	2	0	.857	400	242
Patriots	**10**	**3**	**1**	**.769**	**365**	**297**
NY Jets	5	8	1	.385	278	315
Houston	4	10	0	.286	310	355

AFL Championship: at Buffalo 20, San Diego 7

1964 Coaching Staff: Art Spinney, Offensive Line, Carl Taseff, Defensive Backs, Chuck Weber, Defensive Line/Backfield.

PASSING	ATT	CMP	YARDS	CMP%	YDS/ATT	TD	TD%	INT	INT%	LG	SK/YDS	RATING
Parilli	473	228	3465	48.2	7.33	31	6.6	27	5.7	80t	27/279	71.1
Garron	2	0	0	0.0	0.0	0	0.0	0	0.0	0	0/0	--
Yewcic	1	1	2	100.0	2.0	0	0.0	0	0.0	2	0/0	39.6
Cappelletti	0	0	0	0.0	0.0	0	0.0	0	0.0	0	1/11	--
Patriots	**476**	**229**	**3467**	**48.1**	**7.28**	**31**	**6.5**	**27**	**5.7**	**80t**	**29/301**	**70.4**
Opps.	**530**	**261**	**3645**	**49.2**	**6.88**	**23**	**4.3**	**31**	**5.8**	**80t**	**47/428**	**61.9**

1965 FINAL OFFENSIVE STATISTICS (4-8-2)

Head Coach: Mike Holovak (4-8-2) • Fifth in AFL-East • Home Stadium: Fenway Park

DATE	W/L	SCORE	OPPONENT	ATTENDANCE
9/11	L	7-24	at Buffalo	45,502
9/19	L	10-31	at Houston	32,445
9/24	L	10-27	Denver	26,782
10/03	L	17-24	at Kansas City	26,773
10/08	L	10-24	Oakland	24,824
10/17	T	13-13	San Diego	20,924
10/24	L	21-30	at Oakland	20,858
10/31	W	22-6	at San Diego	33,366
11/07	L	7-23	Buffalo	24,415
11/14	L	20-30	NY Jets	18,589
11/21	T	10-10	Kansas City	13,056
11/28	W	27-23	at NY Jets	59,334
12/12	W	28-20	at Denver	27,207
12/18	W	42-14	Houston	14,508

Team Statistics

	PATS	OPP
TOTAL FIRST DOWNS	**214**	**232**
By Rushing	55	92
By Passing	130	127
By Penalty	29	13
TOTAL NET YARDS	**3624**	**4131**
Avg. per Game	258.9	295.1
Total Offensive Plays	883	886
Avg. per Play	4.1	4.7
NET YARDS RUSHING	**1117**	**1531**
Total Rushing Plays	373	425
Avg. per Rush	3.0	3.6
Avg. per Game	79.8	109.4
NET YARDS PASSING	**2507**	**2600**
Avg. per Game	179.1	185.7
Sacks/Yards Lost	37/347	30/291
Gross Yards Passing	2854	2891
Att./Completions	473/193	431/206
Completion Pct.	40.8	47.8
Had Intercepted	29	21
PUNTS/AVERAGE	**82/40.1**	**78/42.1**
PENALTIES/YARDS	**58/537**	**72/658**
FUMBLES/BALLS LOST	**24/12**	**24/9**
TOUCHDOWNS	**27**	**34**
Rushing	8	10
Passing	19	17
Returns	0	7

Score by Periods	1	2	3	4	OT	Total
Patriots	**39**	**98**	**46**	**61**	**-**	**244**
Opponents	**60**	**87**	**62**	**93**	**-**	**302**

SCORING	TD	Ru	Pa	Rt	PAT	FG	S	TP
Cappelletti	9	0	9	0	27/27	17/27	0	132
Nance	5	5	0	0	0	0	0	30
Burton	3	1	2	0	0	0	0	18
Colclough	3	0	3	0	0	0	0	18
Garrett	3	1	2	0	0	0	0	18
Romeo	2	0	2	0	0	0	0	12
Garron	2	1	1	0	0	0	0	12
Cunningham	0	0	0	0	0	0	1	2
Team	0	0	0	0	0	0	1	2
PATRIOTS	**27**	**8**	**19**	**0**	**27/27**	**17/27**	**2**	**244**
Opponent	**34**	**10**	**17**	**7**	**28/28**	**22/40**	**0**	**302**

2-pt conv: Pats 0-0; Opp. 2-6 (1-4 pass; 1-2 run)

RUSHING	NO	YDS	AVG	LG	TD
Nance	111	321	2.9	20	5
Garron	74	259	3.5	59	1
Parilli	50	200	4.0	17	0
Garrett	42	147	3.5	26	1
Burton	45	108	2.4	22	1
Bellino	24	49	2.0	10	0
Johnson	19	29	1.5	9	0
Wilson	8	4	0.5	17	0
Patriots	**373**	**1117**	**3.0**	**59**	**8**
Opponents	**425**	**1531**	**3.6**	**63**	**10**

RECEIVING	NO	YOS	AVG	LG	TD
Colclough	40	677	16.9	41	3
Cappelletti	37	680	18.4	57t	9
Graham	25	316	12.6	33	0
Whalen	22	381	17.3	67	0
Garron	15	222	14.8	52	1
Romeo	15	203	13.5	36	2
Nance	12	83	6.9	22	0
Burton	10	127	12.7	73t	2
Garrett	7	49	7.0	15	2
Bellino	5	74	14.8	20	0
Johnson	4	29	7.3	23	0
Yewcic	1	13	13.0	13	0
Patriots	**193**	**2854**	**14.8**	**73t**	**19**
Opponents	**206**	**2891**	**14.0**	**85t**	**17**

INTERCEPTIONS	NO	YDS	AVG	LG	TD
Hall	3	35	11.7	29	0
Buoniconti	3	31	10.3	26	0
Shonta	2	46	23.0	27	0
Webb	2	45	22.5	45	0
Cunningham	2	16	8.0	10	0
Hennessey	2	14	7.0	14	0
Graves	2	0	0.0	0	0
Farmer	1	16	16.0	16	0
Addison	1	13	13.0	13	0
Dukes	1	10	10.0	10	0
O'Hanley	1	5	5.0	5	0
Antwine	1	2	2.0	2	0
Patriots	**21**	**233**	**11.1**	**45**	**0**
Opponents	**29**	**365**	**12.6**	**-**	**4**

PUNTING	NO	YDS	AVG	LG	BLK
Yewcic	76	3094	40.7	70	2
Wilson	6	194	36.0	49	1
Patriots	**82**	**3288**	**40.1**	**70**	**3**
Opp.	**78**	**3281**	**42.1**	**64**	**0**

PUNT RETURNS	NO	FC	YDS	AVG	LG	TD
Burton	15	0	61	4.1	12	0
Cunningham	5	0	35	7.0	13	0
Hennessey	5	0	21	4.2	9	0
Garrett	1	0	19	19.0	19	0
Nance	1	0	16	16.0	16	0
Patriots	**27**	**0**	**152**	**5.6**	**19**	**0**
Opponents	**33**	**0**	**232**	**7.0**	**41**	**0**

KICK RETURNS	NO	YDS	AVG	LG	TD
Cunningham	17	374	22.0	45	0
Garrett	12	232	19.3	25	0
Burton	7	188	26.9	39	0
Bellino	7	138	19.7	26	0
Garron	5	141	28.2	36	0
Dukes	3	45	15.0	20	0
Nance	3	40	13.3	19	0
Johnson	2	29	14.5	16	0
Rudolph	1	4	4.0	4	0
Canale	2	0	0.0	0	0
Pyne	1	0	0.0	0	0
Patriots	**60**	**1191**	**19.9**	**45**	**0**
Opponents	**41**	**946**	**23.1**	**102t**	**1**

Sacks: Eisenhauer 9.5, Antwine 3.5, Hunt 3.0, Buoniconti 2.0, Pyne 2.0, St. Jean 2.0, Addison 1.0, Hall 1.0, Dukes 0.5, Long 0.5, Team 2.0.

FIELDGOALS	1-19	20-29	30-39	40-49	50+
Cappelletti	5/5	4/7	7/11	0/2	1/2
Patriots	**5/5**	**4/7**	**7/11**	**0/2**	**1/2**
Opp.	**11/11**	**3/5**	**5/14**	**3/8**	**0/2**

Cappelletti: (47n) (33G,38n,25b) (16G) (18G) (13G) (21G,26b,22G) (-) (36n,30G, 33G) (29n) (35n,30G,30G,42n) (17G) (33G,53G) (-) (36n,20G,50n,10G, 24G, 31G).

Opponents: (34n,36G,30b) (36n,36b, 45G) (30G,18G) (14G,48G,43n,51n,36n) (47n,39n,38G,37n) (40G,42n,10G) (22G, 34n,19G,9G) (49n,42n) (28G,16G,32G) (16G,19G,14G) (50n,32G,37n) (25n,14G, 13G,26G)(27b) ().

1965 AFL Eastern Division

TEAM	W	L	T	PCT.	PF	PA
Buffalo	10	3	1	.769	313	226
NY Jets	5	8	1	.385	285	303
Patriots	**4**	**8**	**2**	**.333**	**244**	**302**
Houston	4	10	0	.286	298	429

AFL Championship: Buffalo 23, at San Diego 0

1965 Coaching Staff: Jesse Richardson, Defensive Line, Art Spinney, Offensive Line, Chuck Weber, Defensive Line/ Backfield.

PASSING	ATT	CMP	YARDS	CMP%	YDS/ATT	TD	TD%	INT	INT%	LG	SK/YDS	RATING
Parilli	426	173	2597	40.6	6.10	18	4.2	26	6.1	73t	na/na	49.9
Wilson	46	20	257	43.5	5.59	1	2.2	3	6.5	30	na/na	41.9
Yewcic	1	0	0	0.0	0.00	0	0.0	0	0.0	0	na/na	--
Patriots	**473**	**193**	**2854**	**40.8**	**6.03**	**19**	**4.0**	**29**	**6.1**	**73t**	**37/347**	**49.1**
Opps.	**431**	**206**	**2891**	**47.8**	**6.71**	**17**	**3.9**	**21**	**4.9**	**85t**	**30/291**	**62.5**

1966 FINAL OFFENSIVE STATISTICS (8-4-2)

Head Coach: Mike Holovak (8-4-2) • Second in AFL East • Home Stadium: Fenway Park

DATE	W/L	SCORE	OPPONENT	ATTENDANCE
9/10	L	0-24	at San Diego	29,539
9/18	W	24-10	at Denver	25,337
9/25	L	24-43	Kansas City	22,641
10/02	T	24-24	NY Jets	27,255
10/08	W	20-10	at Buffalo	45,542
10/23	W	35-17	San Diego	32,371
10/30	W	24-21	Oakland	26,941
11/06	L	10-17	Denver	18,154
11/13	W	27-21	Houston	23,426
11/20	T	27-27	at Kansas City	41,475
11/27	W	20-14	at Miami	22.754
12/04	W	14-3	Buffalo	39,350
12/11	W	38-14	at Houston	17,100
12/17	L	28-38	at NY Jets	58,921

Team Statistics

	PATS	OPP
TOTAL FIRST DOWNS	**243**	**243**
By Rushing	100	68
By Passing	121	153
By Penalty	22	22
Third Down: Md/Att.	-	-
TOTAL NET YARDS	**4536**	**4491**
Avg per Game	324.0	320.8
Total Offensive Plays	389	900
Avg. per Play	5.1	5.0
NET YARDS RUSHING	**1963**	**1135**
Total Rushing Plays	471	369
Avg per Rush	4.2	3.1
Avg. per Game	140.2	81.1
NET YARDS PASSING	**2573**	**3356**
Avg. per Game	183.8	239.7
Sacked/Yards Lost	25/211	22/209
Gross Yards Passing	2784	3565
Att./Completions	393/186	509/247
Completion Pct.	47.3	48.5
Had intercepted	21	22
PUNTS/AVERAGE	**76/36.5**	**86/38.5**
PENALTIES/YARDS	**64/601**	**76/757**
FUMBLES/BALLS LOST	**25/13**	**30/15**
TOUCHDOWNS	**38**	**36**
Rushing	17	7
Passing	20	26
Returns	1	3

Score by Periods	1	2	3	4	OT	Total
Patriots	**58**	**111**	**89**	**57**	**-**	**315**
Opponents	**64**	**58**	**61**	**100**	**-**	**283**

SCORING	TD	Ru	Pa	Rt	PAT	FG	S	TP
Cappelletti	6	0	6	0	35/36	16/32	0	119
Nance	11	11	0	0	0	0	0	66
Garron	9	4	5	0	0	0	0	54
Graham	4	0	4	0	0	0	0	24
Whalen	4	0	4	0	0	0	0	24
Cappadonna	1	1	0	0	1/1	0	0	8
Bellino	1	0	1	0	0	0	0	6
Hunt	1	0	0	1	0	0	0	6
Parilli	1	1	0	0	0	0	0	6
Romeo	0	0	0	0	1/1	0	0	2
Patriots	**38**	**17**	**20**	**1**	**37/38**	**16/32**	**0**	**315**
Opponent	**36**	**7**	**26**	**3**	**34/36**	**11/26**	**0**	**283**

2-pt conv.: Cappadona 1-1, Romeo 1-1. Pats 2-2; opp. 0-0.

RUSHING	NO	YDS	AVG	LG	TD
Nance	299	1458	4.9	65t	11
Garron	101	319	3.2	54	4
Cappadona	22	88	4.0	13	1
Parilli	28	42	1.5	17	1
Huarte	7	40	5.7	13	0
Garrett	13	21	1.6	5	0
Yewcic	1	-5	-5.0	-5	0
Patriots	**471**	**1963**	**4.2**	**65t**	**17**
Opponents	**369**	**1135**	**3.1**	**61**	**7**

RECEIVING	NO	YDS	AVG	LG	TD
Graham	51	673	13.2	42	4
Cappelletti	43	676	15.7	63t	6
Garron	30	416	13.9	61t	5
Whalen	29	502	17.3	45	4
Colclough	16	284	17.8	32	0
Nance	8	103	12.9	45	0
Bellino	6	77	12.3	25t	1
Romeo	2	46	23.0	29	0
Garrett	1	7	7.0	7	0
Patriots	**186**	**2784**	**15.0**	**63t**	**20**
Opponents	**247**	**3565**	**14.4**	**77t**	**26**

INTERCEPTIONS	NO	YDS	AVG	LG	TD
Hall	6	159	26.5	87	0
Hennessey	6	99	16.5	33	0
Buoniconti	4	43	10.8	41	0
Felt	2	35	17.5	32	0
Shonta	1	9	9.0	9	0
Fraser	1	3	3.0	3	0
Graves	1	0	0.0	0	0
Webb	1	0	0.0	0	0
Patriots	**22**	**348**	**15.8**	**87**	**0**
Opponents	**21**	**204**	**9.7**	**--**	**2**

PUNTING	NO	YDS	AVG	LG	BLK
Fraser	55	2044	37.2	68	2
Yewcic	21	732	34.9	49	1
Patriots	**76**	**2776**	**36.5**	**68**	**3**
Opp.	**86**	**3312**	**38.5**	**60**	**1**

PUNT RETURNS	NO	FC	YDS	AVG	LG	TD
Hennessey	7	0	39	5.6	11	0
Johnson	7	0	37	5.3	12	0
Puryis	5	0	43	8.6	18	0
Bellino	4	0	19	4.8	13	0
Graves	1	0	5	5.0	5	0
Patriots	**24**	**0**	**143**	**6.0**	**18**	**0**
Opponents	**20**	**0**	**127**	**6.4**	**21**	**1**

KICK RETURNS	ND	YDS	AVG	LG	TD
Bellino	18	410	22.8	43	0
Cunningham	17	371	21.8	39	0
Purvis	8	185	23.1	34	0
Cappadonna	3	46	15.3	17	0
Garron	2	49	24.5	29	0
Johnson, B.	2	45	22.5	23	0
Singer	1	27	27.0	27	0
Mangum	1	8	8.0	8	0
Colclough	1	2	2.0	2	0
Johnson	1	2	2.0	2	0
Patriots	**54**	**1145**	**21.2**	**43**	**0**
Opponents	**46**	**988**	**21.5**	**62**	**0**

Sacks: Hunt 9.0, Eisenhauer 4.5, Dee 2.5, Addison 2.0, Farmer 2.0, Antwine 1.5, Fraser 1.5, Team 1.0

FIELD GOALS	1-19	20-29	30-39	40-49	50+
Cappelletti	6/6	1/4	6/9	3/11	0/2
Patriots	**6/6**	**1/4**	**6/9**	**3/11**	**0/2**
Opp.	**6/6**	**1/5**	**2/7**	**2/7**	**0/1**

Cappelletti: (45n) (24n,44G,14G,32G) (30G) (51n,17G) (10G,47n,31G,50n) (47n) (14G,45n) (34b,33G,31n,20n) (28G,44G,29n) (31G,19G) (47b,32G, 49G,42n) (42n,41b) (13G,35n) ().

Opponents: (10G,40n) (18G) (11G) (48n,38n,30n,17G) (33n,36n,37G,27n) (25n,43G) (45n,28n,52n) (36G,42n) (34n, 48n) (23G,40G,28n) (-) (11G) (-) (12G)

1966 AFL Eastern Division

TEAM	W	L	T	PCT.	PF	PA
Buffalo	9	4	1	.692	358	255
Patriots	**8**	**4**	**2**	**.677**	**315**	**283**
NY Jets	6	6	2	.500	322	312
Houston	3	11	0	.214	335	396
Miami	3	11	0	.214	213	362

AFL Championship: Kansas City 31, at Buffalo 7

Super Bowl I: Green Bay 35, Kansas City 10; at Los Angeles, CA

1966 Coaching Staff: Rommie Loudd, Linebackers, Jesse Richardson, Defensive Line, Art Spinney, Offensive Line, Chuck Weber, Defensive Line/Backfield.

PASSING	ATT	CMP	YARDS	CMP%	YDS/ATT	TD	TD%	INT	INT%	LG	SK/YDS	RATING
Parilli	382	181	2721	47.4	7.12	20	5.2	20	5.2	63t	na/na	66.9
Huarte	11	5	63	45.5	5.73	0	0.0	1	9.0	17	na/na	26.4
Patriots	**393**	**186**	**2784**	**47.3**	**7.08**	**20**	**5.1**	**21**	**5.3**	**63t**	**25/211**	**65.9**
Opps.	**509**	**247**	**3565**	**48.5**	**7.00**	**26**	**5.1**	**22**	**4.3**	**77t**	**22/209**	**70.8**

1967 FINAL OFFENSIVE STATISTICS (3-10-1)

Head Coach: Mike Holovak (3-10-1) • Fifth in AFL-East • Home Stadium: Fenway Park

DATE	W/L	SCORE		OPPONENT	ATTENDANCE
9/03	L	21-26	at	Denver	35,488
9/09	L	14-28	at	San Diego	39,227
9/17	L	7-35	at	Oakland	26,289
9/24	W	23-0	at	Buffalo	45,748
10/08	T	31-31	at	San Diego	23,620
10/15	W	41-10		Miami	23,955
10/22	L	14-48		Oakland	25,057
10/29	L	23-30	at	NY Jets	62,784
11/05	W	18-7		Houston	19,422
11/12	L	10-33		Kansas City	23,010
11/19	L	24-29		NY Jets	26,790
11/26	L	6-27	at	Houston	28,044
12/09	L	16-44		Buffalo	20,627
12/17	L	32-41	at	Miami	25,969

Team Statistics

	PATS	OPP
TOTAL FIRST DOWNS	**219**	**219**
By Rushing	80	61
By Passing	120	138
By Penalty	19	20
TOTAL NET YARDS	**4027**	**4206**
Avg. per Game	287.6	300.4
Total Offensive Plays	870	871
Avg. per Play	4.6	4.8
NET YARDS RUSHING	**1604**	**1350**
Total Rushing Plays	391	417
Avg. per Rush	4.1	3.2
Avg. per Game	114.6	96.4
NET YARDS PASSING	**2423**	**2856**
Avg. per Game	173.1	204.0
Sacked/Yards Lost	45/361	31/267
Gross Yards Passing	2784	3123
Att./Completions	434/191	423/211
Completion Pct.	44.0	49.9
Had Intercepted	32	17
PUNTS/AVERAGE	**65/40.5**	**73/41.9**
PENALTIES/YARDS	**59/520**	**70/722**
FUMBLES/BALLS LOST	**37/22**	**26/15**
TOUCHDOWNS	**33**	**48**
Rushing	10	12
Passing	20	28
Returns	3	8

Score by Periods	1	2	3	4	OT	Total
Patriots	**74**	**81**	**60**	**65**	-	**280**
Opponents	**76**	**139**	**66**	**108**	-	**389**

SCORING	TD	Ru	Pa	Rt	PAT	FG	S	TP
Cappelletti	3	0	3	0	29/30	16/31	0	95
Nance	8	7	1	0	0	0	0	48
Garron	5	0	5	0	0	0	0	30
Whalen	5	0	5	0	0	0	0	30
Graham	4	0	4	0	0	0	0	24
Trull	3	3	0	0	0	0	0	18
Cappadonna	1	0	1	0	0	0	0	6
Charles	1	0	0	1	0	0	0	6
Cunningham	1	0	0	1	0	0	0	6
Garrett	1	0	0	1	0	0	0	6
Leo	1	0	1	0	0	0	0	6
Buoniconti	0	0	0	0	0	0	1	2
Hunt	0	0	0	0	0	0	1	2
Canale	0	0	0	0	1/1	0	0	1
PATRIOTS	**33**	**10**	**20**	**3**	**30/31**	**16/31**	**2**	**280**
Opponent	**48**	**12**	**28**	**8**	**44/45**	**19/31**	**0**	**389**

2-pt. Conversions: Patriots 0-2, Opp. 0-2.

Rushing	No	Yds	Avg	Lg	TD
Nance	269	1216	4.5	53	7
Garron	46	163	3.5	20	0
Cappadonna	28	100	3.6	11	0
Parilli	14	61	4.4	18	0
Trull	19	35	1.8	10	3
Bellino	6	15	2.5	10	0
Leo	1	7	7.0	7	0
Garrett	5	7	1.4	8	0
Huarte	2	5	2.5	4	0
Graham	1	-5	-5.0	-5	0
Patriots	**391**	**1604**	**4.1**	**53**	**10**
Opponents	**417**	**1350**	**3.2**	**67**	**12**

RECEIVING	NO	YDS	AVG	LG	TD
Graham	41	606	14.8	79t	4
Whalen	39	651	16.7	41t	5
Cappelletti	35	397	11.3	35	3
Garron	30	507	16.9	66	5
Nance	22	196	8.9	36	1
Colclough	14	263	18.8	52	0
Cappadonna	6	104	17.3	42	1
Leo	1	25	25.0	25t	1
Nichols	1	19	19.0	19	0
Garrett	1	12	12.0	12	0
Romeo	1	4	4.0	4	0
Patriots	**191**	**2784**	**14.6**	**79t**	**20**
Opponents	**211**	**3123**	**10.1**	**75t**	**28**

INTERCEPTIONS	NO	YDS	AVG	LG	TD
Webb	4	91	22.8	41	0
Buonicanti	4	7	1.8	7	0
Shonta	3	57	19.0	28	0
Mitchell	3	9	3.0	9	0
Cunningham, J.	1	54	54.0	54	0
Charles	1	35	35.0	35t	0
Hall	1	4	4.0	4	0
Patriots	**17**	**257**	**15.1**	**54t**	**2**
Opponents	**32**	**640**	**20.0**	**--**	**7**

PUNTING	NO	YDS	AVG	LG	BLK
Swanson	65	2632	40.5	62	0
Patriots	**65**	**2632**	**40.5**	**62**	**0**
Opp.	**73**	**3062**	**41.9**	**60**	**1**

PUNT RETURNS	NO	FC	YDS	AVG	LG	TD
Bellino	15	8	129	8.6	18	0
Cunningham, J.	17	5	105	6.2	44	0
Johnson	6	1	124	20.7	52	0
Leo	5	0	54	10.8	43	0
Patriots	**43**	**14**	**412**	**9.6**	**52**	**0**
Opponents	**31**	**12**	**252**	**8.1**	**39**	**0**

KICK RETURNS	NO	YDS	AVG	LG	TD
Cunningham	30	627	20.9	41	0
Bellino	18	357	19.8	32	0
Leo	11	232	21.1	31	0
Garrett	4	73	18.3	20	0
Garron	3	73	24.3	26	0
Cappadonna	3	26	14.5	20	0
Singer	2	29	14.5	20	0
Ilg	1	10	10.0	10	0
Johnson	1	9	9.0	9	0
Patriots	**73**	**1436**	**19.7**	**41**	**0**
Opponents	**45**	**946**	**21.0**	**51**	**0**

Sacks: Antwine 6.0, Eisenhauer 6.0, Hunt 5.0, Dee 2.5, Buoniconti 1.0, Ilg 1.0, Satcher 1.0, Shonta 1.0, Philpott 0.5, Team 2.0.

FIELD GOALS	1-19	20-29	30-39	40-49	50+
Cappelletti	4/6	3/4	3/6	6/11	0/4
Patriots	**4/6**	**3/4**	**3/6**	**6/11**	**0/4**
Opp.	**7/8**	**6/7**	**4/6**	**2/9**	**0/1**

Cappelletti: (-) (38n) (-) (33G,23G,49n, 20n,44n,44n,45G) (37n,51n,41G) (36n, 17b) (-) (14G,42G,33G) (50n,40G,13b, 12G,18G) (47n,24G) (14G) (40G,50n, 51n,30G) (40n) (41G,20G).

Opponents: (20G,9G) (45n,50n,42n) (-) (49n,20n,39n) (32G,49n) (34G,35n) (12G, 24G) (41n,14G,21G,26G,15n) (-) (33G,36G) (40G,49n) (44G,47n,23G) (12G,11G,23G) (13G,13G).

1967 AFL Eastern Division

TEAM	W	L	T	PCT.	PF	PA
Houston	9	4	1	.692	258	199
NY Jets	8	5	1	.615	371	329
Buffalo	4	10	0	.286	237	285
Miami	4	10	0	.286	219	407
Boston	**3**	**10**	**1**	**.231**	**280**	**389**

AFL Championship: at Oakland 40, Houston 7

Super Bowl II: Green Bay 33, Oakland 14; at Miami, Fla.

1967 Coaching Staff: Rommie Loudd, Linebackers, Jesse Richardson, Defensive Line, Art Spinney, Offensive Line, Chuck Weber, Defensive Line/Backfield.

PASSING	ATT	CMP	YARDS	CMP%	YDS/ATT	TD	TD%	INT	INT%	LG	SK/YDS	RATING
Parilli	344	161	2317	46.8	6.74	19	5.5	24	7.0	79t	29/250	58.3
Trull	81	27	442	33.3	5.46	1	1.2	7	8.6	52	11/75	20.8
Huarte	9	3	25	33.3	2.78	0	0.0	1	11.1	15	5/36	2.8
Patriots	**434**	**191**	**2784**	**44.0**	**6.41**	**20**	**4.6**	**32**	**7.4**	**79t**	**45/361**	**50.0**
Opps.	**423**	**211**	**3123**	**49.9**	**7.38**	**28**	**6.6**	**17**	**4.0**	**75t**	**31/267**	**79.8**

1968 FINAL OFFENSIVE STATISTICS (4-10)

Head Coach: Mike Holovak (4-10) • Fourth in AFL East • Home Stadium: Fenway Park

DATE	W/L	SCORE	OPPONENT	ATTENDANCE
9/08	W	16-7	at Buffalo	38,865
9/22	L	31-47	*NY Jets	29,192
9/29	W	20-17	at Denver	37,024
10/06	L	10-41	at Oakland	44,253
10/13	L	0-16	Houston	32,502
10/20	W	23-6	Buffalo	21,082
10/27	L	14-48	at NY Jets	62,351
11/03	L	14-35	Denver	18,304
11/10	L	17-27	San Diego	19,278
11/17	L	17-31	at Kansas City	48,271
11/24	L	10-34	Miami	18,305
12/01	W	33-14	Cincinnati	17,796
12/08	L	7-38	at Miami	24,242
12/15	L	17-45	at Houston	34,198

* at Birmingham, AL

Team Statistics

	PATS	OPP
TOTAL FIRST DOWNS	**181**	**237**
By Rushing	69	86
By Passing	94	123
By Penalty	18	28
TOTAL NET YARDS	**3127**	**4415**
Avg. per Game	223.4	315.4
Total Offensive Plays	868	922
Avg. per Play	3.6	4.8
NET YARDS RUSHING	**1362**	**1825**
Total Rushing Plays	421	479
Avg. per Rush	3.2	3.8
Avg. per Game	97.3	130.4
NET YARDS PASSING	**1765**	**2590**
Avg. per Game	126.1	185.0
Sacked/Yards Lost	38/356	27/236
Gross Yards Passing	2121	2826
Att./Completions	409/160	416/200
Completion Pct.	39.1	48.1
Had Intercepted	33	23
PUNTS/AVERAGE	**96/39.9**	**81/40.5**
PENALTIES/YARDS	**67/682**	**70/874**
FUMBLES/BALLS LOST	**28/20**	**37/17**
TOUCHDOWNS	**26**	**49**
Rushing	8	22
Passing	16	20
Returns	2	7

Score by Periods	1	2	3	4	OT	Total
Patriots	45	57	65	62	-	229
Opponents	83	111	89	123	-	406

SCORING	TO	Ru	Pa	Rt	PAT	FG	S	TP
Cappelletti	2	0	2	0	26/26	15/27	0	83
Whalen	7	0	7	0	0	0	0	42
Marsh	4	0	4	0	0	0	0	24
Nance	4	4	0	0	0	0	0	24
Gamble	2	1	1	0	0	0	0	12
Thomas	2	2	0	0	0	0	0	12
Garron	1	1	0	0	0	0	0	6
Graham	1	0	1	0	0	0	0	6
Philpott	1	0	0	1	0	0	0	6
Scarpitto	1	0	1	0	0	0	0	6
Witt	1	0	0	1	0	0	0	6
Satcher	0	0	0	0	0	0	1	2
Patriots	**26**	**8**	**16**	**2**	**26/26**	**15/27**	**1**	**229**
Opponent	**49**	**22**	**20**	**7**	**49/49**	**21/31**	**0**	**406**

2-Pt. Conversions: Patriots 0-0, Opp. 0-0.

RUSHING	NO	YOS	AVG	LG	TD
Nance	177	593	3.4	30t	4
Gamble	78	311	4.0	45t	1
Thomas	88	215	2.4	25	2
Garron	36	97	2.7	18	1
Sherman	25	80	3.2	17	0
Taliaferro	8	51	6.4	21	0
Marsh	4	8	2.0	11	0
Johnson	2	6	3.0	6	0
Cappelletti	1	2	2.0	2	0
Whalen	1	0	0.0	0	0
Corcoran	1	-1	-1.0	-1	0
Patriots	**421**	**1362**	**3.2**	**45t**	**8**
Opponents	**479**	**1825**	**3.8**	**55t**	**22**

RECEIVING	NO	YOS	AVG	LG	TD
Whalen	47	718	15.3	87t	7
Marsh	19	331	17.4	70t	4
Murphy	18	268	14.9	26	0
Graham	16	242	15.1	34	1
Nance	14	51	3.6	13	0
Cappelletti	13	182	14.0	30	2
Gamble	11	55	5.0	16	1
Thomas	10	85	8.5	32	0
Colclough	8	136	17.0	44	0
Scarpitto	2	49	24.5	33t	1
Garron	1	4	4.0	4	0
Canale	1	0	0.0	0	0
Patriots	**160**	**2121**	**13.3**	**87t**	**16**
Opponents	**200**	**2826**	**14.1**	**90t**	**20**

INTERCEPTIONS	NO	YOS	AVG	LG	TD
Mitchell	7	41	5.9	20	0
Philpott	4	31	7.8	17	0
Buoniconti	3	22	7.3	14	0
Johnson	2	33	16.5	19	0
McMahon	2	27	13.5	27	0
Charles	1	29	29.0	29	0
Cheyunski	1	21	21.0	21	0
Johnson	1	11	11.0	11	0
Witt	1	4	4.0	4t	1
Satcher	1	1	1.0	1	0
Patriots	**23**	**220**	**9.6**	**29**	**1**
Opponents	**33**	**510**	**15.5**	**--**	**3**

PUNTING	NO	YOS	AVG	LG	BLK
Swanson	62	2449	39.5	57	2
Scarpitto	34	1382	40.6	87	2
Patriots	**96**	**3831**	**39.9**	**87**	**4**
Opp.	**81**	**3280**	**40.5**	**65**	**0**

PUNT RETURNS	NO	FC	YDS	AVG	LG	TD
Porter	22	5	135	6.1	24	0
Johnson, B.	10	8	34	3.4	9	0
Leo	2	0	12	6.0	8	0
Graham	2	3	11	5.5	6	0
Johnson, D.	1	3	5	5.0	5	0
PATRIOTS	**37**	**19**	**197**	**5.3**	**24**	**0**
OPPONENTS	**59**	**13**	**502**	**8.5**	**76T**	**1**

KICK RETURNS	NO	YOS	AVG	LG	TD
Porter	36	812	22.6	61	0
Johnson, B.	22	442	20.1	36	0
Marsh	4	74	18.5	27	0
Johnson, D.	3	63	21.0	26	0
Long	2	20	10.0	11	0
Thomas	1	22	22.0	22	0
Graham	1	9	9.0	9	0
Cheyunski	1	0	0.0	0	0
Gamble	1	0	0.0	0	0
Patriots	**71**	**1442**	**20.3**	**61**	**0**
Opponents	**40**	**901**	**22.5**	**63**	**0**

Sacks: Antwine 7.5, Philpott 4.0, Byrd 3.5, Buoniconti 3.0, Witt 3.0, Hunt 1.5, Cheyunski 1.0, Toner 1.0, Eisenhauer 0.5, Team 2.0.

FIELD GOALS	1-19	20-29	30-39	40-49	50+
Cappelletti	4/4	6/7	4/6	1/8	0/2
Patriots	**4/4**	**6/7**	**4/6**	**1/8**	**0/2**
Opp.	**7/8**	**7/8**	**4/5**	**3/8**	**0/2**

Cappelletti: (10G,28G,30G) (31G) (50n, 22G, 42n,7G) (24G) (49n) (39G,50n,20G, 49n,16G) (-) (-) (25n,45n,35G) (29G,34b, 45n,35n) (15G,49n) (27G,42b) (-) (42G).

Opponents: (42n,47b) (30G,27G,27G, 48G) (27G,43n,24n) (19G,33G) (44G, 40b,13b, 15G,25G) (16G,11G) (12G, 23G) (-) (32G,33G) (40G,50n) (17G,22G) (-) (33n,25G) (54n,42n,16G).

1968 AFL Eastern Division

TEAM	W	L	T	PCT.	PF	PA
NY Jets	11	3	0	.786	419	280
Houston	7	7	0	.500	303	248
Miami	5	8	1	.385	276	355
Boston	**4**	**10**	**0**	**.286**	**229**	**406**
Buffalo	1	12	1	.077	199	367

AFL Championship: at NY Jets 27, Oakland 23

Super Bowl III: NY Jets 16, Baltimore 7; at Miami, Fla.

1968 Coaching Staff: Claude Gibson, Defensive Backfield, Jesse Richardson, Defensive Line, Art Spinney, Offensive Line, Tom Yewcic Offensive Backfield.

PASSING	ATT	CMP	YARDS	CMP%	YDS/ATT	TD	TD%	INT	INT%	LG	SK/YDS	RATING
Sherman	226	90	1199	39.8	5.31	12	5.3	16	7.1	87t	19/190	45.5
Taliaferro	176	67	889	38.1	5.05	4	2.3	15	8.5	70t	18/156	27.1
Corcoran	7	3	33	42.9	4.71	0	0.0	2	28.6	14	1/10	17.9
Patriots	**409**	**160**	**2121**	**39.1**	**5.19**	**16**	**3.9**	**33**	**8.1**	**87t**	**38/356**	**35.6**
Opps.	**416**	**200**	**2826**	**48.1**	**6.79**	**20**	**4.8**	**23**	**5.5**	**90t**	**27/236**	**63.6**

1969 FINAL OFFENSIVE STATISTICS (4-10)

Head Coach: Clive Rush (4-10) • Tied Third in AFL East • Home Stadium: B.C. Alumni Stadium

DATE	W/L	SCORE	OPPONENT	ATTENDANCE
9/14	L	7-35 at	Denver	43,679
9/21	L	0-31	Kansas City	22,002
9/28	L	23-38	Oakland	19,069
10/05	L	14-23	NY Jets	25,584
10/11	L	16-23 at	Buffalo	46,201
10/19	L	10-13	San Diego	18,346
10/26	L	17-23 at	NY Jets	62,298
11/02	W	24-0	Houston	19,006
11/09	L	16-17	Miami	19,821
11/16	W	25-14 at	Cincinnati	27,927
11/23	W	35-21	Buffalo	25,584
11/30	W	38-23 at	Miami	32,121
12/07	L	18-28 at	San Diego	33,146
12/14	L	23-27 at	Houston	39,215

Team Statistics

	PATS	OPP
TOTAL FIRST DOWNS	**166**	**278**
By Rushing	64	142
By Passing	87	115
By Penalty	15	21
TOTAL NET YARDS	**3419**	**4810**
Avg. per Game	244.2	343.6
Total Offensive Plays	729	898
Avg. per Play	4.7	5.4
NET YARDS RUSHING	**1489**	**2359**
Total Rushing Plays	367	528
Avg. per Rush	4.1	4.5
Avg. per Game	106.4	168.5
NET YARDS PASSING	**1930**	**2451**
Avg. per Game	138.6	175.1
Sacked/Yards Lost	24/261	22/159
Gross Yards Passing	2191	2619
Att./Completions	338/162	348/203
Completion Pct.	47.9	58.3
Had Intercepted	18	20
PUNTS/AVERAGE	**70/41.5**	**55/38.6**
PENALTIES/YARDS	**77/837**	**69/810**
FUMBLES/BALLS LOST	**15/10**	**33/14**
TOUCHDOWNS	**32**	**38**
Rushing	11	18
Passing	19	18
Returns	2	2

Score by Periods	1	2	3	4	OT	Total
Patriots	**88**	**63**	**24**	**91**	**-**	**266**
Opponents	**78**	**82**	**92**	**64**	**-**	**316**

SCORING	TD	Ru	Pa	Rt	PAT	FG	S	TP
Cappelletti	0	0	0	0	26/27	14/34	0	68
Frazier	7	0	7	0	0	0	0	42
Garrett	7	5	2	0	0	0	0	42
Nance	6	6	0	0	0	0	0	36
Sellers	6	0	6	0	0	0	0	36
Rademacher	3	0	3	0	0	0	0	18
Johnson	1	0	0	1	0	0	1	8
Charles	1	0	0	1	0	0	0	6
Whalen	1	0	1	0	0	0	0	6
Jones	0	0	0	0	0	0	1	2
Hammond	0	0	0	0	1/1	0	0	2
Patriots	**32**	**11**	**19**	**2**	**27/32**	**14/34**	**2**	**266**
Opponent	**38**	**18**	**18**	**2**	**37/38**	**17/28**	**0**	**316**

2-Pt. Conversions: Hammond 1-1, Janik 0-1, Taliaferro 0-1, Patriots 1-3, Opp. 0-0.

RUSHING	NO	YDS	AVG	LG	TD
Nance	193	750	3.9	43	6
Garrett	137	691	5.0	80t	5
Gamble	16	35	2.2	9	0
Blanks	7	30	4.3	12	0
Frazier	2	-1	-0.5	9	0
Taliaferro	12	-16	-1.3	2	0
Patriots	**367**	**1489**	**4.1**	**80t**	**11**
Opponents	**528**	**2359**	**4.5**	**72**	**18**

RECEIVING	NO	YDS	AVG	LG	TD
Garrett	29	267	9.2	34	2
Nance	29	168	5.8	27	0
Sellers	27	705	26.1	77	6
Frazier	19	306	16.1	50t	7
Rademacher	17	217	12.8	40	3
Whalen	16	235	14.7	47	1
Marsh	8	108	13.5	21	0
Gamble	7	74	10.6	20	0
Brown	6	69	11.5	15	0
Blanks	2	16	8.0	13	0
Cappelletti	1	21	21.0	21	0
Richardson	1	5	5.0	5	0
Patriots	**162**	**2191**	**13.5**	**77**	**19**
Opponents	**203**	**2610**	**12.9**	**76t**	**18**

INTERCEPTIONS	NO	YDS	AVG	LG	TD
Carwell	4	114	28.5	38	0
Charles	4	46	11.5	25t	1
Philpott	4	37	9.2	16	0
Webb	2	32	16.0	32	0
Johnson	2	23	11.5	23	0
Cheyunski	1	37	37.0	37	0
Bramlett	1	26	26.0	26	0
Janik	1	8	8.0	8	0
Schottenheimer	1	3	3.0	3	0
Patriots	**20**	**326**	**16.3**	**38**	**1**
Opponents	**18**	**225**	**12.5**	**37**	**1**

PUNTING	NO	YDS	AVG	LG	BLK
Janik	70	2903	41.5	56	0
Patriots	**70**	**2903**	**41.5**	**56**	**0**
Opp.	**55**	**2123**	**38.6**	**56**	**0**

PUNT RETURNS	NO	FC	YDS	AVG	LG	TD
Garrett	12	0	159	13.3	45	0
Carwell	5	0	43	8.6	13	0
Blanks	5	2	10	2.0	12	0
Janik	1	0	0	0.0	0	0
Gamble	0	1	0	0.0	0	0
Gladieux	0	3	0	0.0	0	0
Patriots	**23**	**6**	**212**	**9.2**	**45**	**0**
Opponents	**19**	**21**	**114**	**6.0**	**64**	**0**

KICK RETURNS	NO	YDS	AVG	LG	TD
Garrett	28	792	28.3	63	0
Marsh	6	136	22.7	41	0
Blanks	6	131	21.8	25	0
Scott	6	43	7.2	14	0
Gladieux	4	61	15.3	20	0
Carwell	1	28	28.0	28	0
Gamble	1	23	23.0	23	0
Berger	1	20	20.0	20	0
Schottenheimer	1	13	13.0	13	0
Patriots	**54**	**1247**	**23.1**	**63**	**0**
Opponents	**56**	**1068**	**19.1**	**47**	**0**

Sacks: Antwine 5.0, Hunt 3.5, Eisenhauer 3.0, Berger 2.0, Cheynunski 1.5, Carwell 1.0, Henke 1.0, Jacobs 1.0, Philpott 1.0, Witt 1.0, Team 2.0.

FIELD GOALS	1-19	20-29	30-39	40-49	50+
Cappelletti	6/7	1/4	6/12	1/9	0/2
Patriots	**6/7**	**1/4**	**6/12**	**1/9**	**0/2**
Opp.	**8/8**	**7/9**	**2/8**	**0/2**	**0/1**

Cappelletti: (23n) (47n) (50n,16G) (-) (47n,32G,29n) (46n,18n,32G) (39G,49n) (30n,30G,41n) (22n,50n,17G) (11G,36G, 43n,45n,43G,38n,33n) (49n,30n) (37n, 13G) (34n,34G) (10G,19G,27G).

Opponents: (35n) (16G) (25G,27n) (34n,16G,24G,13G) (24G,22G,22G) (12G,28G,28n) (38G,37n,32G,13G) (35n) (17G,41n,31n) (55n) (-) (22G) (-) (30n, 48n,13G,19G).

1969 AFL Eastern Division

TEAM	W	L	T	PCT.	PF	PA
NY Jets	10	4	0	.714	353	269
Houston	6	6	2	.500	278	279
Boston	**4**	**10**	**0**	**.286**	**266**	**316**
Buffalo	4	10	0	.286	230	359
Miami	3	10	1	.231	233	332

AFL Championship: Kansas City 17, at Oakland 7

Super Bowl IV: Kansas City 23, Minnesota 7; at New Orleans, LA

1969 Coaching Staff: Bruce Beatty, Offensive Line, Bill Elias, Defensive Backfield, John Mazur, Offensive Backfield, John Meyer, Linebackers, Jesse Richardson, Defensive Line, Jerry Stoltz, Receivers.

PASSING	ATT	CMP	YARDS	CMP%	YDS/ATT	TD	TD%	INT	INT%	LG	SK/YDS	RATING
Taliaferro	331	160	2160	48.3	6.53	19	5.7	18	5.4	77	24/261	66.0
Hammond	6	2	31	33.3	5.17	0	0.0	0	0.0	18	0/0	51.4
Garrett	1	0	0	0.0	0.0	0	0.0	0	0.0	0	0/0	39.6
Patriots	**338**	**162**	**2191**	**47.9**	**6.48**	**19**	**5.6**	**18**	**5.3**	**77**	**24/261**	**65.6**
Opps.	**348**	**203**	**2610**	**58.3**	**7.50**	**18**	**5.2**	**20**	**5.7**	**76t**	**22/159**	**75.5**

1970 FINAL OFFENSIVE STATISTICS (2-12)

Head Coaches: Clive Rush (1-6), John Mazur (1-6) • Fifth in AFC-East • Home Stadium: Harvard Stadium

DATE	W/L	SCORE	OPPONENT	ATTENDANCE
9/20	W	27-14	Miami	32,607
9/27	L	21-31	NY Jets	36,040
10/04	L	6-14	Baltimore	38,235
10/11	L	10-23	at Kansas City	50,698
10/18	L	0-16	NY Giants	39,091
10/25	L	3-27	at Baltimore	60,240
11/01	L	10-45	Buffalo	31,148
11/08	L	0-31	at St. Louis	46,466
11/15	L	14-16	San Diego	30,597
11/22	L	3-17	at NY Jets	61,822
11/29	W	14-10	at Buffalo	31,427
12/06	L	20-37	at Miami	51,032
12/13	L	14-35	Minnesota	37,819
12/20	L	7-45	at Cincinnati	60,157

Team Statistics

	PATS	OPP
TOTAL FIRST DOWNS	**184**	**242**
By Rushing	63	115
By Passing	98	105
By Penalty	23	22
TOTAL NET YARDS	**2626**	**4261**
Avg. per Game	187.6	304.4
Total Offensive Plays	768	865
Avg. per Play	3.4	4.9
NET YARDS RUSHING	**1040**	**2074**
Total Rushing Plays	334	503
Avg. per Rush	3.1	4.1
Avg. per Game	74.3	148.1
NET YARDS PASSING	**1586**	**2187**
Avg. per Game	113.3	156.2
Sacks/Yards Lost	42/389	28/243
Gross Yards Passing	1975	2430
Att./Completions	392/176	334/177
Completion Pct.	44.9	53.0
Had Intercepted	28	8
PUNTS/AVERAGE	**86/39.1**	**63/43.8**
PENALTIES/YARDS	**88/849**	**101/1096**
FUMBLES/BALLS LOST	**18/13**	**33/17**
TOUCHDOWNS	**18**	**44**
Rushing	11	20
Passing	7	19
Returns	0	5

Score by Periods	1	2	3	4	OT	Total
Patriots	**13**	**50**	**41**	**45**	**0**	**149**
Opponents	**92**	**131**	**55**	**83**	**0**	**361**

SCORING	TD	Ru	Pa	Rt	PAT	FG	S	TP
Nance	7	7	0	0	0	0	0	42
Cappelletti	0	0	0	0	12/13	6/15	0	30
Garrett	4	4	0	0	0	0	0	24
Sellers	4	0	4	0	0	0	0	24
Turner	2	0	2	0	0	0	0	12
Gogolak	0	0	0	0	5/5	2/7	0	11
Knief	1	0	1	0	0	0	0	6
PATRIOTS	**18**	**11**	**7**	**0**	**17/18**	**8/22**	**0**	**149**
Opponent	**44**	**20**	**19**	**5**	**44/44**	**17/28**	**1**	**361**

RUSHING	ND	YOS	AVG	LG	TD
Nance	145	522	3.6	21	7
Garrett	88	272	3.1	26	4
Lawson	56	99	1.8	15	0
Kapp	20	71	3.6	14	0
Blanks	13	44	3.4	12	0
Ray	5	13	2.6	4	0
Taliaferro	3	11	3.7	6	0
Gladieux	4	8	2.0	8	0
Patriots	**334**	**1040**	**3.1**	**26**	**11**
Opponents	**503**	**2074**	**4.1**	**56t**	**20**

RECEIVING	NO	YDS	AVG	LG	TD
Sellers	38	550	14.5	48	4
Turner	28	428	15.3	43	2
Garrett	26	216	8.3	29	0
Nance	26	148	5.7	16	0
Brown	15	145	9.7	22	0
Beer	11	150	13.6	25	0
Lawson	11	113	10.3	19	0
Frazier	9	86	9.6	16	0
Blanks	5	49	9.8	18	0
Rademacher	4	51	12.8	16	0
Knief	3	39	13.0	22t	1
Patriots	**176**	**1975**	**11.2**	**48**	**7**
Opponents	**177**	**2430**	**13.7**	**60t**	**19**

INTERCEPTIONS	NO	YDS	AVG	LG	TD
Johnson	2	51	25.5	42	0
McMahon	1	72	72.0	72	0
Philpott	1	23	23.0	23	0
Scott	1	18	18.0	18	0
Bramlett	1	16	16.0	16	0
Webb	1	2	2.0	2	0
Williamson	1	2	2.0	2	0
Patriots	**8**	**184**	**23.0**	**72**	**0**
Opponents	**28**	**302**	**10.8**	**59t**	**2**

PUNTING	NO	YOS	AVG	LG	BLK
Janik	86	3364	39.1	57	1
Patriots	**86**	**3364**	**39.1**	**57**	**1**
Opp.	**63**	**2758**	**43.8**	**67**	**0**

PUNT RETURNS	NO	FC	YOS	AVG	LG	TD
Garrett	17	0	168	9.9	62	0
Blanks	9	4	83	9.2	22	0
Carwell	3	0	48	16.0	45	0
Johnson	2	3	6	3.0	6	0
Lawson	1	1	0	0.0	0	0
Gladieux	0	1	0	0.0	0	0
Patriots	**32**	**9**	**305**	**9.5**	**62**	**0**
Opponents	**42**	**16**	**303**	**7.2**	**54**	**0**

KICK RETURNS	NO	YOS	AVG	LG	TD
Lawson	25	546	21.8	52	0
Garrett	24	511	21.3	30	0
Blanks	7	152	21.7	29	0
Carwell	1	30	30.0	30	0
Whittingham	1	24	24.0	24	0
Schottenheimer	1	8	8.0	8	0
Beer	1	4	4.0	4	0
Beverly	1	0	0.0	0	0
Brown	1	0	0.0	0	0
Patriots	**62**	**1275**	**20.6**	**56**	**0**
Opponents	**41**	**841**	**20.5**	**96t**	**2**

Sacks: Berger 9.0, Antwine 6.0, Lassiter 3.5, Hunt 2.5, Bramlett 2.0, Cheynunski 1.5, Johnson 1.0, Philpott 0.5, Team 2.0. Patriots 28.0, Opponent 42.0.

FIELD GOALS	1-19	20-29	30-39	40-49	50+
Cappelletti	2/3	3/4	0/2	1/5	0/1
Gogolak	1/1	0/0	1/2	0/3	0/1
Patriots	**3/4**	**3/4**	**1/4**	**1/8**	**0/2**
Opp.	**4/4**	**4/7**	**5/6**	**4/8**	**0/3**

Cappelletti: (41G, 50n, 22G) (40n) (44n, 13G,23b,47n,25G) (25G) (14n) (-) (-) (-) (-) (35n,9G) (-) (49b,39b) (-) (-).

Gogolak: (-) (-) (-) (-) (-) (15G,40n,47n) (34n,32G) (48b) (-) (50n) (-) (-) (-) (-).

Opponents: (22n) (25G) (35n) (42G, 44G,50n,24G) (14G,18G,50n,22G) (12G, 48G) (20G,47n) (43G) (45n,25n,23n) (37G,50n,43n) (37G) (15G,39G,30G) (40n) (37G)

1970 AFC Eastern Division

TEAM	W	L	T	PCT.	PF	PA
Baltimore	11	2	1	.846	321	234
Miami*	10	4	0	.714	297	228
NY Jets	4	10	0	.286	255	286
Buffalo	3	10	1	.231	204	337
Boston	**2**	**12**	**0**	**.143**	**149**	**361**

*Wild Card

AFC Championship: at Baltimore 27, Oakland 17

Super Bowl V: Baltimore 16, Dallas 13; at Miami, Fla.

1970 Coaching Staff: Bruce Beatty, Offensive Line, Bill Elias, Defensive Backfield, John Mazur, Offensive Backfield, John Meyer, Linebackers, Jerry Richardson, Defensive Line, Jerry Stoltz, Receivers.

PASSING	ATT	CMP	YARDS	CMP%	YDS/ATT	TD	TD%	INT	INT%	LG	SK/YDS	RATING
Kapp	219	98	1104	44.7	5.04	3	1.4	17	7.8	48	27/231	32.5
Taliaferro	173	78	871	45.1	5.03	4	2.3	11	6.4	45	15/158	41.6
Patriots	**392**	**176**	**1975**	**44.9**	**5.04**	**7**	**1.8**	**28**	**7.1**	**48**	**42/389**	**36.9**
Opps.	**334**	**177**	**2430**	**53.0**	**7.28**	**19**	**5.7**	**8**	**2.4**	**60t**	**28/243**	**85.6**

1971 FINAL OFFENSIVE STATISTICS (6-8)

Head Coach: John Mazur (6-8) • Third in AFC-East • Home Stadium: Schaefer Stadium

DATE	W/L	SCORE	OPPONENT	ATTENDANCE
9/19	W	20-6	Oakland	55,405
9/26	L	7-34	Detroit	61,054
10/03	L	3-23	Baltimore	61,232
10/10	W	20-0	NY Jets	61,357
10/17	L	3-41	at Miami	58,822
10/24	L	21-24	at Dallas	65,708
10/31	L	10-27	at San Francisco	45,092
11/07	W	28-20	Houston	53,155
11/14	W	38-33	Buffalo	57,446
11/21	L	7-27	at Cleveland	65,238
11/28	L	20-27	at Buffalo	27,166
12/05	W	34-13	Miami	61,457
12/12	L	6-13	at NY Jets	63,175
12/19	W	21-17	at Baltimore	57,942

Team Statistics

	PATS	OPP
TOTAL FIRST DOWNS	**190**	**237**
By Rushing	85	106
By Passing	94	111
By Penalty	11	20
Third Down: Made/Att.	72/198	81/208
Third Down: Eff.	36.3	38.9
TOTAL NET YARDS	**3556**	**4072**
Avg. per Game	254.0	290.9
Total Offensive Plays	786	856
Avg. per Play	4.5	4.8
NET YARDS RUSHING	**1669**	**1918**
Total Rushing Plays	419	481
Avg. per Rush	4.0	4.0
Avg. per Game	119.2	137.0
NET YARDS PASSING	**1887**	**2154**
Avg. per Game	134.8	153.9
Sacked/Yards Lost	36/319	25/249
Gross Yards Passing	2206	2403
Att./Completions	330/159	350/170
Completion Pct.	48.2	48.6
Had Intercepted	16	15
PUNTS/AVERAGE	**87/37.3**	**66/38.8**
PENALTIES/YARDS	**67/657**	**60/559**
FUMBLES/BALLS LOST	**26/16**	**35/14**
TOUCHDOWNS	**29**	**35**
Rushing	7	14
Passing	19	16
Returns	3	5

Score by Periods	1	2	3	4	OT	Total
Patriots	**41**	**64**	**69**	**64**	**0**	**238**
Opponents	**82**	**105**	**54**	**84**	**0**	**325**

SCORING	TD	Ru	Pa	Rt	PAT	FG	S	TP
Gogolak	0	0	0	0	28/28	12/21	0	64
Vataha	9	0	9	0	0	0	0	54
Nance	5	5	0	0	0	0	0	30
Beer	3	0	3	0	0	0	0	18
Sellers	3	0	3	0	0	0	0	18
Moss	2	0	1	1	0	0	0	12
Garrett	2	1	1	0	0	0	0	12
Bryant	1	0	1	0	0	0	0	6
Maitland	1	1	0	0	0	0	0	6
Carwell	1	0	0	1	0	0	0	6
Crabtree	1	0	1	0	0	0	0	6
Outlaw	1	0	0	1	0	0	0	6
Team	0	0	0	0	0/1	0	0	0
Patriots	**29**	**7**	**19**	**3**	**28/29**	**12/21**	**0**	**238**
Opponent	**35**	**14**	**16**	**5**	**34/35**	**27/36**	**0**	**325**

RUSHING	NO	YDS	AVG	LG	TD
Garrett	181	784	4.3	38	1
Nance	129	463	3.6	50t	5
Plunkett	45	210	4.7	16	0
Gladieux	37	175	4.7	31	0
Maitland	13	25	1.9	6	1
Lawson	8	8	1.0	6	0
Bryant	4	1	0.3	1	0
Crabtree	2	11	5.5	18	0
Neville	0	-8	-	-8	0
Patriots	**419**	**1669**	**4.0**	**50t**	**7**
Opponents	**481**	**1918**	**4.0**	**56t**	**14**

RECEIVING	NO	YDS	AVG	LG	TD
Vataha	51	872	17.1	88t	9
Garrett	22	265	12.0	80t	1
Nance	18	95	5.3	12	0
Sellers	14	222	15.9	49	3
Bryant	14	212	15.1	48	1
Beer	12	191	15.9	31t	3
Moss	9	124	13.8	20t	1
Crabtree	9	120	13.3	31t	1
Gladieux	6	60	10.0	25	0
Rucker	2	24	12.0	19	0
Sykes	1	15	15.0	15	0
Maitland	1	6	6.0	6	0
Patriots	**159**	**2206**	**13.9**	**88t**	**19**
Opponents	**170**	**2403**	**14.1**	**74t**	**16**

INTERCEPTIONS	NO	YDS	AVG	LG	TD
Carwell	5	72	14.4	53t	1
Kiner	4	25	6.3	14	0
Outlaw	3	89	29.7	60t	1
Beverly	2	19	9.5	19	0
Cheyunski	1	24	24.0	24	0
Patriots	**15**	**229**	**15.3**	**60t**	**2**
Opponents	**16**	**157**	**9.8**	**25t**	**1**

PUNTING	NO	YDS	AVG	LG	BLK
Janik	87	3249	37.3	58	0
Patriots	**87**	**3249**	**37.3**	**58**	**0**
Opp.	**66**	**2564**	**38.8**	**64**	**1**

PUNT RETURNS	NO	FC	YDS	AVG	LG	TD
Bryant	10	1	24	2.4	16	0
Garrett	8	2	124	15.5	50	0
Harris	5	1	19	3.8	9	0
Gladieux	4	8	0	0.0	0	0
Gardin	4	5	14	3.5	5	0
Patriots	**31**	**17**	**181**	**5.8**	**50**	**0**
Opponents	**36**	**31**	**279**	**7.8**	**68t**	**1**

KICK RETURNS	ND	YDS	AVG	LG	TD
Garrett	24	538	22.4	37	0
Gardin	14	321	22.9	34	0
Bryant	10	252	25.2	45	0
Gladieux	6	85	14.2	20	0
Lawson	2	47	23.5	25	0
Rucker	2	45	22.5	21	0
Maitland	2	40	20.0	21	0
Mallory	1	19	19.0	19	0
Hagen	1	7	7.0	7	0
Janik	1	0	0.0	0	0
Webb	1	0	0.0	0	0
Patriots	**64**	**1354**	**21.2**	**45**	**0**
Opponents	**49**	**1427**	**29.1**	**94t**	**1**

Sacks: Kiner 6.5, Adams 5.0, Lassiter 4.0, Berger 3.0, May 2.5, Wirgowski 2.0, Philpott 1.0, Rowe 1.0, Weisaeosky 1.0. Patriots 26.0, Opponents 36.0.

FIELD GOALS	1-19	20-29	30-39	40-49	50+
Gogolak	1/1	1/3	6/7	3/7	1/3
Patriots	**1/1**	**1/3**	**6/7**	**3/7**	**1/3**
Opp.	**8/9**	**4/5**	**5/6**	**9/14**	**1/2**

Gogolak: (46G,22G) (-) (34G,46b,46n) (36n,53n) (51G) (-) (51n,48n,32G) (25n) (38G) (20b) (40G,17G) (37G,35G) (34G,47G) (47b).

Opponents: (21n) (23G,27G) (42G, 41G,50G) (-) (34G,46n,42G) (16G,17G, 45n,12G) (35G,41G,40n) (25G,41G,37n) (17G,48G,17G,12G) (34G,15n,31G) (51n,48G,41G) (26G,30G) (16G,42n, 42G) (12G,40n).

1971 AFC Eastern Division

TEAM	W	L	T	PCT.	PF	PA
Miami	10	3	1	.769	315	174
Baltimore*	10	4	0	.714	313	140
Patriots	**6**	**8**	**0**	**.429**	**238**	**325**
NY Jets	6	8	0	.429	212	299
Buffalo	1	13	0	.071	184	394

*Wild Card

AFC Championship: at Miami 21, Baltimore 0

Super Bowl VI: Dallas 24, Miami 3; at New Orleans, LA

1971 Coaching Staff: Bruce Beatty, Offensive Line, Dick Evans, Defensive Line, Tom Fletcher, Defensive Backfield, John Meyer, Linebackers, Sam Rutigliano, Off. Backs/Receivers, Jerry Stoltz, Receivers.

PASSING	ATT	CMP	YARDS	CMP%	YDS/ATT	TD	TD%	INT	INT%	LG	SK/YDS	RATING
Plunkett	328	158	2158	48.2	6.58	19	5.8	16	4.9	88t	36/319	68.6
Gladieux	2	1	48	50.0	24.0	0	0.0	0	0.0	48	0/0	95.8
Patriots	**330**	**159**	**2206**	**48.2**	**6.68**	**19**	**5.8**	**16**	**4.8**	**88t**	**36/319**	**69.4**
Opps.	**350**	**170**	**2403**	**48.6**	**6.87**	**16**	**4.6**	**15**	**4.3**	**74t**	**25/249**	**69.8**

1972 FINAL OFFENSIVE STATISTICS (3-11)

Head Coach: John Mazur (2-7), Phil Bengston (1-4) • Fifth in AFC-East • Home Stadium: Schaefer Stadium

DATE	W/L	SCORE	OPPONENT	ATTENDANCE
9/17	L	7-31	Cincinnati	60,999
9/24	W	21-20	Atlanta	60,999
10/01	W	24-23	Washington	60,999
10/08	L	14-38	at Buffalo	41,749
10/15	L	13-41	NY Jets	60,999
10/22	L	3-33	at Pittsburgh	46,081
10/29	L	10-34	at NY Jets	62,867
11/06	L	17-24	Baltimore	60,999
11/12	L	0-52	at Miami	80,010
11/19	L	24-27	Buffalo	60,999
11/26	L	0-31	at Baltimore	54,907
12/03	L	21-37	Miami	60,999
12/10	W	17-10	at New Orleans	64,889
12/17	L	21-45	at Denver	51,656

Team Statistics

	PATS	OPP
TOTAL FIRST DOWNS	**236**	**289**
By Rushing	89	144
By Passing	126	124
By Penalty	24	21
Third Down: Md/Att.	66/188	96/192
Third Down: Eff.	35.1	50.0
TOTAL NET YARDS	**3647**	**5248**
Avg. per Game	260.5	374.9
Total Offensive Plays	840	888
Avg. per Play	4.3	5.9
NET YARDS RUSHING	**1532**	**2717**
Total Rushing Plays	386	548
Avg. per Rush	4.0	5.0
Avg. per Game	109.4	194.1
NET YARDS PASSING	**2127**	**2522**
Avg. per Game	151.9	180.1
Sacked/Yards Lost	44/452	15/101
Gross Yards Passing	2579	2623
Att./Completions	412/198	325/174
Completion Pct.	48.1	53.5
Had Intercepted	28	10
PUNTS/AVERAGE	**75/38.1**	**48/40.4**
PENALTIES/YARDS	**66/761**	**88/862**
FUMBLES/BALLS LOST	**26/10**	**22/12**
TOUCHDOWNS	**24**	**54**
Rushing	13	27
Passing	10	24
Returns	1	3

Score by Periods	1	2	3	4	OT	Total
Patriots	**20**	**55**	**44**	**73**	**0**	**192**
Opponents	**66**	**165**	**117**	**98**	**0**	**446**

SCORING	TD	Ru	Pa	Rt	PAT	FG	S	TP
Garrett	5	5	0	0	0	0	0	30
Gogolak	0	0	0	0	9/9	6/8	0	27
Ashton	4	3	1	0	0	0	0	24
Walker	0	0	0	0	15/15	2/8	0	21
Dowling	3	3	0	0	0	0	0	18
Rucker	3	0	3	0	0	0	0	18
T. Reynolds	2	0	2	0	0	0	0	12
Tarver	2	1	1	0	0	0	0	12
Vataha	2	0	2	0	0	0	0	12
Carwell	1	0	0	1	0	0	0	6
Plunkett	1	1	0	0	0	0	0	6
Windsor	1	0	1	0	0	0	0	6
PATRIOTS	**24**	**13**	**10**	**1**	**24/24**	**8/16**	**0**	**192**
Opponent	**54**	**27**	**24**	**3**	**54/54**	**22/36**	**1**	**446**

RUSHING	NO	YDS	AVG	LG	TD
Ashton	128	546	4.3	35	3
Garrett	131	488	3.7	41t	5
Tarver	42	132	3.1	18	1
Plunkett	36	230	6.4	21	1
Gladieux	24	56	2.3	11	0
Maitland	13	33	2.5	6	0
Dowling	7	35	5.0	11	3
Rucker	3	5	1.7	8	0
Studstill	1	11	11.0	11	0
Windsor	1	-4	-4.0	-4	0
Patriots	**386**	**1532**	**4.0**	**41t**	**13**
Opponents	**548**	**2717**	**5.0**	**47**	**27**

RECEIVING	NO	YDS	AVG	LG	TD
Rucker	44	681	15.5	62	3
Windsor	33	383	11.6	24	1
Garrett	30	410	13.7	43	0
Vataha	25	369	14.8	44	2
Ashton	22	207	9.4	24	1
Gladieux	19	192	10.1	31	0
Tarver	11	112	10.2	22	1
T. Reynolds	8	152	19.0	36t	2
Maitland	4	33	8.3	9	0
Beer	2	40	20.0	21	0
Patriots	**198**	**2579**	**13.0**	**62**	**10**
Opponents	**174**	**2623**	**15.1**	**62**	**24**

INTERCEPTIONS	NO	YDS	AVG	LG	TD
Jackson	4	133	33.3	55	0
Harris	3	45	15.0	32	0
Hoey	1	25	25.0	25	0
Blanchard	1	20	20.0	20	0
Carwell	1	0	0.0	0	0
Patriots	**10**	**223**	**22.3**	**55**	**0**
Opponents	**28**	**490**	**17.5**	**61**	**2**

PUNTING	NO	YDS	AVG	LG	BLK
Studstill	75	2859	38.1	57	1
Patriots	**75**	**2859**	**38.1**	**57**	**1**
Opp.	**48**	**1937**	**40.4**	**60**	**0**

PUNT RETURNS	NO	FC	YDS	AVG	LG	TD
Garrett	6	0	36	6.0	27	0
Carwell	5	1	2	0.4	4	0
Harris	4	3	5	1.3	5	0
Gladieux	2	4	-6	-3.0	-6	0
Patriots	**17**	**8**	**37**	**2.2**	**27**	**0**
Opponents	**34**	**24**	**366**	**10.8**	**59**	**1**

KICK RETURNS	NO	YDS	AVG	LG	TD
Garrett	16	410	25.6	49	0
Ashton	15	309	20.6	31	0
Hoey	9	210	23.3	30	0
Rucker	8	227	28.4	43	0
Matthews	3	74	24.7	29	0
Maitland	3	48	16.0	19	0
Beer	1	15	15.0	15	0
Patriots	**55**	**1293**	**23.5**	**49**	**0**
Opponents	**32**	**784**	**24.5**	**73**	**0**

Sacks: Adams 4.0, Rowe 2.5, Harris 2.0, Wirgowski 2.0, Hagen 1.0, Weisacosky 1.0, White 1.0, Cash 1.0, Team 0.5. Patriots 15.0, Opponents 44.0.

FIELD GOALS	1-19	20-29	30-39	40-49	50+
Walker	0/0	0/0	2/4	0/3	0/1
Gogolak	1/1	2/3	2/2	1/1	0/1
Patriots	**1/1**	**2/3**	**4/6**	**1/4**	**0/2**
Opp.	**6/8**	**3/4**	**10/13**	**3/8**	**0/3**

Gogolak: (-) (-) (23G,42n) (-) (36G,25G, 50b) (16G) (20G) (36G) (-) (-) (-) (-) (-) (-).
Walker: (-) (-) (-) (-) (-) (-) (-) (-) (-) (48b) (39n,36G) (48b) (40n,51n) (30n,36G) (-).

Opponents: (38G,51b) (38G,21G,32b, 10n) (27n,50n) (11G) (37G,37G) (19G, 22G, 35G,33G,32n) (21G,39n,31G) (9G, 52n,18n) (16G,49n,48b) (44G,45G) (40G,45n) (36G,10G,18G) (40n,30G,45n) (35G).

1972 AFC Eastern Division

TEAM	W	L	T	PCT.	PF	PA
Miami	14	0	0	1.000	385	171
NY Jets	7	7	0	.500	367	324
Baltimore	5	9	0	.357	235	252
Buffalo	4	9	1	.321	257	377
Patriots	**3**	**11**	**0**	**.214**	**192**	**446**

AFC Championship: Miami 21, at Pittsburgh 17

Super Bowl VII: Miami 14, Washington 7; Los Angeles, CA

1972 Coaching Staff: Bruce Beatty, Offensive Line, Dick Evans, Defensive Line, Tom Fletcher, Defensive Backfield, John Meyer, Linebackers, Burnie Miller, Special Teams, Sam Rutigliano, Off. Backs/Receivers, Jerry Stoltz, Receivers.

PASSING	ATT	CMP	YARDS	CMP%	YDS/ATT	TD	TD%	INT	INT%	LG	SK/YDS	Rating
Plunkett	355	169	2196	47.6	6.19	8	2.3	25	7.0	62	39/385	46.1
Dowling	54	29	383	53.7	7.09	2	3.7	1	1.9	42	4/63	80.8
Garrett	1	0	0	0.0	0.0	0	0.0	1	100.0	0	1/4	--
Gladieux	1	0	0	0.0	0.0	0	0.0	1	100.0	0	0/0	--
Studstill	1	0	0	0.0	0.0	0	0.0	0	0.0	0	0/0	--
Patriots	**412**	**198**	**2579**	**48.1**	**6.26**	**10**	**2.4**	**28**	**6.8**	**62**	**44/452**	**47.9**
Opps.	**326**	**175**	**2634**	**53.7**	**8.08**	**23**	**7.1**	**10**	**3.1**	**62**	**15/101**	**91.2**

1973 FINAL OFFENSIVE STATISTICS (5-9)

Head Coach: Chuck Fairbanks (5-9) • Third in AFC-East • Home Stadium: Schaefer Stadium

DATE	W/L	SCORE	OPPONENT	ATTENDANCE
9/16	L	13-31	Buffalo	56,114
9/23	L	7-10	Kansas City	57,918
9/30	L	23-44 at	Miami	80,047
10/07	W	24-16	Baltimore	57,044
10/14	L	7-9	NY Jets	58,659
10/21	W	13-10 at	Chicago	55,701
10/28	L	14-30	Miami	61,279
11/04	L	23-24 at	Philadelphia	65,070
11/11	L	13-33 at	NY Jets	60,737
11/18	W	33-24	Green Bay	61,279
11/25	W	32-0 at	Houston	27,344
12/02	W	30-14	San Diego	58,150
12/09	L	13-37 at	Buffalo	75,841
12/16	L	13-18 at	Baltimore	52,065

Team Statistics

	PATS	OPP
TOTAL FIRST DOWNS	**237**	**215**
By Rushing	97	142
By Passing	122	67
By Penalty	18	6
Third Down: Md/Att.	73/192	69/185
Third Down: Eff.	38.0	37.3
TOTAL NET YARDS	**3843**	**4188**
Avg. per Game	274.5	299.1
Total Offensive Plays	871	832
Avg. per Play	4.4	5.0
NET YARDS RUSHING	**1612**	**2850**
Total Rushing Plays	454	560
Avg. per Rush	3.6	5.1
Avg. per Game	115.1	203.6
NET YARDS PASSING	**2231**	**1338**
Avg. per Game	159.4	95.6
Sacked/Yards Lost	37/350	32/262
Gross Yards Passing	2581	1600
Att./Completions	380/195	240/134
Completion Pct.	51.3	55.8
Had Intercepted	17	13
PUNTS/AVERAGE	**61/37.7**	**62/40.5**
PENALTIES/YARDS	**50/550**	**77/693**
FUMBLES/BALLS LOST	**51/25**	**27/18**
TOUCHDOWNS	**31**	**32**
Rushing	15	16
Passing	13	11
Returns	3	5

Score by Periods	1	2	3	4	OT	Total
Patriots	**48**	**69**	**74**	**67**	**0**	**258**
Opponents	**57**	**86**	**77**	**80**	**0**	**300**

SCORING	TD	Ru	Pa	Rt	PAT	FG	S	TP
White	0	0	0	0	21/25	14/25	0	63
Plunkett	5	5	0	0	0	0	0	30
Cunningham	5	4	1	0	0	0	0	30
Herron	4	2	1	1	0	0	0	24
Tarver	4	4	0	0	0	0	0	24
Windsor	4	0	4	0	0	0	0	24
Rucker	3	0	3	0	0	0	0	18
Vataha	3	0	2	1	0	0	0	18
Stingley	2	0	2	0	0	0	0	12
Bell	0	0	0	0	4/5	1/4	0	7
Foster	1	0	0	1	0	0	0	6
Kiner	0	0	0	0	0	0	1	2
Team	0	0	0	0	0/1	0	0	0
Patriots	**31**	**15**	**13**	**3**	**25/31**	**15/29**	**1**	**258**
Opponent	**32**	**16**	**11**	**5**	**26/32**	**30/32**	**0**	**300**

RUSHING	NO	YOS	AVG	LG	TD
Cunningham	155	516	3.3	25	4
Tarver	72	321	4.5	28	4
Ashton	93	305	3.3	34	0
Plunkett	44	209	4.8	20	5
Herron	61	200	3.3	17	2
Stingley	6	64	10.7	19	0
McCall	10	15	1.5	14	0
B. Adams	2	7	3.5	4	0
Gipson	5	-1	-0.2	4	0
Rucker	2	-1	-0.5	0	0
Welch	1	-2	-2.0	-2	0
Windsor	1	-6	-6.0	-6	0
Vataha	2	-15	-7.5	-11	0
Patriots	**454**	**1612**	**3.6**	**34**	**15**
Opponents	**560**	**2850**	**5.1**	**80t**	**16**

RECEIVING	NO	YOS	AVG	LG	TD
Rucker	53	743	14.0	64	3
Windsor	23	348	15.1	36	4
Stingley	23	339	14.7	25	2
Vataha	20	341	17.1	48	2
Herron	18	265	14.7	29	1
Cunningham	15	144	9.6	34t	1
B. Adams	14	197	14.1	30	0
Ashton	11	113	10.3	51	0
Tarver	9	51	5.7	13	0
Welch	6	22	3.7	8	0
McCall	3	18	6.0	14	0
Patriots	**195**	**2581**	**13.2**	**64**	**13**
Opponents	**134**	**1600**	**11.9**	**50**	**11**

INTERCEPTIONS	NO	YDS	AVG	LG	TD
Bolton	6	65	10.8	56	0
Durko	3	26	8.7	16	0
Anderson	2	3	1.5	3	0
Acks	1	11	11.0	11	0
Jackson	1	0	0.0	0	0
Patriots	**13**	**105**	**8.1**	**56**	**0**
Opponents	**17**	**285**	**16.8**	**47t**	**1**

PUNTING	NO	YOS	AVG	LG	BLK
Barnes	55	2134	38.8	53	0
White	6	163	27.1	51	0
Patriots	**61**	**2297**	**37.7**	**53**	**0**
Opp.	**62**	**2509**	**40.5**	**58**	**1**

PUNT RETURNS	NO	FC	YDS	AVG	LG	TD
Herron	27	8	282	10.4	54	0
Stingley	3	2	21	7.0	16	0
Durko	3	2	21	7.0	15	0
PATRIOTS	**33**	**12**	**324**	**9.8**	**54**	**0**
OPPONENTS	**29**	**23**	**154**	**5.3**	**27**	**0**

KICK RETURNS	NO	YDS	AVG	LG	TD
Herron	41	1092	26.6	92t	1
Stingley	6	143	23.8	29	0
Rucker	5	103	20.6	43	0
McCall	2	17	8.5	17	0
Tarver	1	17	17.0	17	0
Windsor	1	0	0.0	0	0
Hannah	1	0	0.0	0	0
Patriots	**57**	**1372**	**24.1**	**92t**	**1**
Opponents	**40**	**963**	**24.1**	**90t**	**1**

Sacks: Adams 8.0, Hamilton 5.5, Moore 4.0, Cash 3.0, Rowe 2.5, Acks 1.5, Forster 1.0, Kiner 1.0, Lunsford 1.0, Smith 1.0, Bolton 0.5, Chandler 0.5, King 0.5, Tanner 0.5, Team 2.0. Patriots 32.0, Opponents 37.0.

FIELD GOALS	1-19	20-29	30-39	40-49	50+
White	6/8	2/3	3/5	3/7	0/2
Bell	0/0	0/0	1/3	0/0	0/1
Patriots	**6/8**	**2/3**	**4/8**	**3/7**	**0/3**
Opp.	**3/3**	**6/7**	**12/14**	**5/8**	**0/0**

Bell: (53n) (30n) (33b,36G);
White: (40G,18b) (34n) (32G,11G,43n) (-) (49n, 33G,43n,18n,47b) (-) (19G,21G,26G, 18G) (48G,26,51,36G,46G) (11G) (14G, 12G) (52n,36n).

Opponents: (44n,48G) (33G,33n,39b) (40G,36G,40G) (38G,27G,38G) (40G, 39G,22G) (30G) (25G,38G,23G) (12G) (44G,22G,28G,39G) (33G,20n) (43b) (47b) (34G,34G,19G) (16G,32G).

1973 AFC Eastern Division

Team	W	L	T	Pct.	PF	PA
Miami	12	2	0	.857	343	150
Buffalo	9	5	0	.643	259	230
Patriots	**5**	**9**	**0**	**.357**	**258**	**300**
Baltimore	4	10	0	.286	226	341
NY Jets	4	10	0	.286	240	306

AFC Championship: at Miami 27, Oakland 10

Super Bowl VIII: Miami 24, Minnesota 7; at Houston, TX

1973 Coaching Staff: Hank Bullough, Defensive Line, Ron Erhardt, Offensive Backfield, Red Miller, Offensive Line, Bill Nelsen, Quarterbacks, Sam Rutigliano, Off. Backs/Receivers, Charlie Sumner, Linebackers/Secondary, Jim Valek, Special Teams, Larry Weaver, Defensive Backfield.

PASSING	ATT	CMP	YARDS	CMP%	YDS/ATT	TD	TD%	INT	INT%	LG	SK/YDS	RATING
Plunkett	**376**	**193**	**2550**	**51.3**	**6.78**	**13**	**3.5**	**17**	**4.5**	**64**	**37/350**	**66.0**
Shiner	**4**	**2**	**31**	**50.0**	**7.75**	**0**	**0.0**	**0**	**0.0**	**23**	**0/0**	**76.1**
Patriots	**380**	**195**	**2581**	**51.3**	**6.79**	**13**	**3.4**	**17**	**4.5**	**64**	**37/350**	**57.3**
Opps.	**240**	**134**	**1600**	**55.8**	**6.67**	**11**	**4.6**	**13**	**5.4**	**50**	**32/262**	**69.2**

1974 FINAL OFFENSIVE STATISTICS (7-7)

Head Coach: Chuck Fairbanks (7-7) • Tied for Third in AFC-East • Home Stadium: Schaefer Stadium

DATE	W/L	SCORE	OPPONENT	ATTENDANCE
9/15	W	34-24	Miami	55,006
9/22	W	28-20	at Giants	49,267
9/29	W	20-14	LA Rams	61,279
10/06	W	42-3	Baltimore	59,502
10/13	W	24-0	at NY Jets	61,400
10/20	L	28-30	at Buffalo	80,020
10/27	W	17-14	at Minnesota	40,497
11/03	L	28-29	Buffalo	61,279
11/10	L	14-21	Cleveland	61,279
11/17	L	16-21	NY Jets	61,279
11/24	W	27-17	at Baltimore	38,971
12/01	L	26-41	at Oakland	54,020
12/08	L	17-21	Steelers	61,279
12/15	L	27-34	Miami	79,420

Team Statistics

	PATS	OPP
TOTAL FIRST DOWNS	**255**	**240**
By Rushing	123	100
By Passing	113	129
By Penalty	19	11
Third Down: Md/Att.	96/202	73/192
Third Down: Eff.	47.5	38.0
TOTAL NET YARDS	**4474**	**4067**
Avg. per Game	319.6	290.5
Total Offensive Plays	900	879
Avg. per Play	5.0	4.6
NET YARDS RUSHING	**2134**	**1587**
Total Rushing Plays	520	467
Avg. per Rush	4.1	3.4
Avg. per Game	152.4	113.4
NET YARDS PASSING	**2340**	**2480**
Avg. per Game	167.1	177.1
Sacked/Yards Lost	21/174	38/294
Gross Yards Passing	2514	2774
Att./Completions	359/177	374/210
Completion Pct.	49.3	56.1
Had Intercepted	23	24
PUNTS/AVERAGE	**71/36.2**	**75/38.4**
PENALTIES/YARDS	**87/843**	**76/642**
FUMBLES/BALLS LOST	**26/15**	**29/14**
TOUCHDOWNS	**43**	**37**
Rushing	21	16
Passing	19	17
Returns	3	4

Score by Periods	1	2	3	4	OT	Total
Patriots	86	116	64	82	0	348
Opponents	68	92	49	8	0	289

SCORING	TO	Ru	Pa	Rt	PAT	FG	S	TP
Smith	0	0	0	0	42/43	16/22	0	90
Herron	12	7	5	0	0	0	0	72
Cunningham	11	9	2	0	0	0	0	66
Rucker	4	0	4	0	0	0	0	24
Vataha	3	0	3	0	0	0	0	18
Plunkett	2	2	0	0	0	0	0	12
Stingley	2	1	1	0	0	0	0	12
Tarver	2	2	0	0	0	0	0	12
Geddes	1	0	0	1	0	0	0	6
Hannah	1	0	0	1	0	0	0	6
Marshall	1	0	1	0	0	0	0	6
Sanders	1	0	0	1	0	0	0	6
Schubert	1	0	1	0	0	0	0	6
Tanner	1	0	1	0	0	0	0	6
Windsor	1	0	1	0	0	0	0	6
PATRIOTS	**43**	**21**	**19**	**3**	**42/43**	**16/22**	**0**	**348**
Opponent	37	16	17	4	32/37	11/18	1	289

RUSHING	No	Yds	Avg	Lg	TD
Herron	231	824	3.6	28	7
Cunningham	166	811	4.9	75t	9
Plunkett	30	161	5.4	37	2
Tarver	41	101	2.5	18	2
Ashton	26	99	3.8	22	0
Stingley	5	63	12.6	23t	1
Wilson	15	57	3.8	12	0
Vataha	3	21	7.0	24	0
Hinton	1	1	1.0	1	0
Johnson	2	-4	-2.0	-2	0
Patriots	**520**	**2134**	**4.1**	**75t**	**21**
Opponents	**467**	**1587**	**3.4**	**34**	**16**

RECEIVING	NO	YDS	AVG	LG	TD
Herron	38	474	12.5	18	5
Rucker	27	436	16.1	69t	4
Vataha	25	561	22.4	59t	3
Cunningham	22	214	9.7	37	2
Adams, B.	17	244	14.4	24	0
Windsor	12	127	10.6	20	1
Stingley	10	139	13.9	20t	1
Tarver	9	37	4.1	12	0
Johnson	8	147	18.4	34	0
Wilson	3	38	12.7	23	0
Hinton	2	36	18.0	20	0
Tanner	2	23	11.5	21	1
Schubert	1	21	21.0	21t	1
Marshall	1	17	17.0	17t	1
Patriots	**177**	**2514**	**14.2**	**69t**	**19**
Opponents	**210**	**2774**	**13.2**	**67t**	**17**

INTERCEPTIONS	NO	YDS	AVG	LG	TD
Bolton	7	18	2.6	10	0
Sanders	5	57	11.4	23t	1
Hunt	3	66	22.0	27	0
McCray	3	61	20.3	33	0
Mildren	3	51	17.0	41	0
Geddes	2	32	16.0	29t	1
King	1	9	9.0	9	0
Patriots	**24**	**294**	**12.3**	**41**	**2**
Opponents	**23**	**331**	**14.4**	**72t**	**2**

PUNTING	NO	YDS	AVG	LG	BLK
Barnes	45	1604	35.6	50	0
Chapple	26	967	37.2	57	0
Patriots	**71**	**2571**	**36.2**	**57**	**0**
Opp.	**75**	**2882**	**38.4**	**59**	**0**

PUNT RETURNS	NO	FC	YDS	AVG	LG	TD
Herron	35	4	517	14.8	66	0
Schubert	3	2	15	5.0	11	0
Durko	1	1	1	1.0	1	0
Hinton	1	0	0	0.0	0	0
Johnson	0	3	0	0.0	0	0
Sanders	0	1	0	0.0	0	0
Patriots	**40**	**11**	**533**	**13.3**	**66**	**0**
Opponents	**41**	**5**	**314**	**7.7**	**42**	**0**

KICK RETURNS	NO	YDS	AVG	LG	TD
Herron	28	629	18.0	62	0
Johnson	15	303	20.2	41	0
Schubert	5	112	22.4	32	0
Hinton	3	83	27.7	53	0
Wilson	2	33	16.5	18	0
Tanner	2	17	8.5	17	0
Hunt	1	21	21.0	21	0
Durko	1	0	0.0	0	0
Smith, D.	1	0	0.0	0	0
Patriots	**58**	**1198**	**20.7**	**62**	**0**
Opponents	**64**	**1678**	**26.2**	**88t**	**1**

Sacks: Adams 8.0, Hamilton 5.0, Lunsford 5.0, McGee 4.5, Webster 4.5, King 3.5, Smith 3.0, Moore 2.0, Hunt 1.5, Nelson 1.0, Carter 0.5. Patriots 38.0, Opponents 21.0.

FIELD GOALS	1-19	20-29	30-39	40-49	50+
Smith	0/0	6/7	8/10	2/5	0/0
Patriots	**0/0**	**6/7**	**8/10**	**2/5**	**0/0**
Opp.	**0/0**	**5/5**	**2/4**	**4/9**	**0/0**

Smith: (21G,21n,26G) (30n) (39G,23G) (-) (37G) (-) (37G) (47n,46b) (-) (32G, 34n,44G,35G) (33G,28G) (22G,35G) (20G,44n) (46G,34G).

Opponents: (33G) (-) (41b) (31n,27G) (-) (35G) (43n,34n) (45G,20G,46n,447G) (-) (-) (48n,25G) (-) (40G,27G,47n) (28G, 40G).

1974 AFC Eastern Division

TEAM	W	L	T	PCT.	PF	PA
Miami	11	3	0	.786	327	216
Buffalo*	9	5	0	.643	264	244
Patriots	**7**	**7**	**0**	**.500**	**348**	**289**
NY Jets	7	7	0	.500	279	300
Baltimore	2	12	0	.143	190	329

*Wild Card

AFC Championship: Pittsburgh 24, at Oakland 13

Super Bowl IX: Pittsburgh 16, Minnesota 6; at New Orleans, LA

1974 Coaching Staff: Hank Bullough, Defensive Line, Ron Erhardt, Offensive Backfield, Red Miller, Offensive Line, Bill Nelsen, Quarterbacks, Ray Perkins, Receivers, Charlie Sumner, Linebackers/ Secondary, Jim Valek, Special Teams, Larry Weaver, Defensive Backfield.

PASSING	ATT	CMP	YARDS	CMP%	YDS/ATT	TD	TD%	INT	INT%	LG	SK/YDS	RATING
Plunkett	352	173	2457	49.1	6.98	19	5.4	22	6.3	69t	21/174	63.8
Shiner	6	3	37	50.0	6.17	0	0.0	1	16.7	18	0/0	29.9
Graff	1	1	20	100.0	20.0	0	0.0	0	0.0	20	0/0	118.0
Patriots	**359**	**177**	**2514**	**49.3**	**7.00**	**19**	**5.3**	**23**	**6.4**	**69t**	**21/174**	**63.3**
Opps.	**374**	**210**	**2774**	**56.1**	**7.42**	**17**	**4.5**	**24**	**6.4**	**67t**	**38/294**	**68.1**

1975 FINAL OFFENSIVE STATISTICS (3-11)

Head Coach: Chuck Fairbanks (3-11) • Fifth in AFC-East • Home Stadium: Schaefer Stadium

DATE	W/L	SCORE	OPPONENT	ATTENDANCE
9/21	L	0-7	Houston	54,212
9/28	L	14-22	Miami	61,279
10/05	L	7-36	at NY Jets	61,415
10/12	L	10-27	at Cincinnati	55,856
10/19	W	21-10	Baltimore	56,844
10/26	W	24-16	San Francisco	60,691
11/02	L	17-24	at St. Louis	47,263
11/09	W	33-19	at San Diego	26,090
11/16	L	31-34	Dallas	61,279
11/23	L	31-45	at Buffalo	69,207
12/01	L	7-20	at Miami	68,480
12/07	L	28-30	NY Jets	57,539
12/14	L	14-34	Buffalo	59,646
12/21	L	21-34	at Baltimore	50,801

Team Statistics

	PATS	OPP
TOTAL FIRST DOWNS	253	254
By Rushing	94	118
By Passing	133	120
By Penalty	26	16
Third Down: Md/Att.	82/195	90/216
Third Down: Eff.	42.1	41.7
TOTAL NET YARDS	4283	4464
Avg. per Game	305.9	318.9
Total Offensive Plays	912	956
Avg. per Play	4.7	4.7
NET YARDS RUSHING	1845	2220
Total Rushing Plays	472	555
Avg. per Rush	3.9	4.0
Avg. per Game	131.8	158.6
NET YARDS PASSING	2438	2244
Avg. per Game	174.1	160.3
Sacked/Yards Lost	39/330	33/271
Gross Yards Passing	2768	2515
Att./Completions	401/193	368/213
Completion Pct.	48.1	57.9
Had Intercepted	28	13
PUNTS/AVERAGE	83/38.8	77/39.5
PENALTIES/YARDS	89/719	103/759
FUMBLES/BALLS LOST	43/22	31/16
TOUCHDOWNS	33	42
Rushing	14	20
Passing	16	18
Returns	3	4

Score by Periods	1	2	3	4	OT	Total
Patriots	37	107	38	76	0	258
Opponents	67	77	110	104	0	358

SCORING	TD	Ru	Pa	Rt	PAT	FG	S	TP
Smith	0	0	0	0	33/33	9/17	0	60
Cunningham	8	6	2	0	0	0	0	48
Vataha	6	0	6	0	0	0	0	36
Francis	4	0	4	0	0	0	0	24
Johnson	4	3	1	0	0	0	0	24
Grogan	3	3	0	0	0	0	0	18
Calhoun	2	1	1	0	0	0	0	12
Stingley	2	0	2	0	0	0	0	12
Carter	1	0	0	1	0	0	0	6
Hamilton	1	0	0	1	0	0	0	6
Howard	1	0	0	1	0	0	0	6
Plunkett	1	1	0	0	0	0	0	6
Patriots	33	14	16	3	33/33	9/17	0	258
Opponent	42	20	18	4	37/42	23/35	0	358

RUSHING	NO	YDS	AVG	LG	TD
Cunningham	169	666	3.9	17	6
Johnson	117	488	4.2	66t	3
Herron	61	274	4.5	53	0
Grogan	30	110	3.7	14	3
Calhoun	23	104	4.5	38t	1
Carter	22	95	4.3	19	0
McQuay	33	47	1.4	9	0
Stingley	6	39	6.5	21	0
Dressler	3	8	2.7	6	0
Plunkett	4	7	1.8	5	1
Vataha	1	4	4.0	4	0
Graff	2	2	1.0	2	0
Anderson	1	1	1.0	1	0
Patriots	472	1845	3.9	66t	14
Opponents	555	2220	4.0	63t	20

RECEIVING	NO	YDS	AVG	LG	TD
Vataha	46	720	15.7	47	6
Francis	35	636	18.2	48	4
Cinningham	32	253	7.9	24	2
Johnson	26	294	11.3	29	1
Stingley	21	378	18.0	45	2
Burks	6	158	26.3	76	0
Windsor	6	57	9.5	12	0
Calhoun	5	111	22.2	62t	1
Herron	5	50	10.0	19	0
Wright	4	46	11.5	20	0
McQuay	4	27	6.8	16	0
Carter	2	39	19.5	26	0
Dressler	1	-1	-1.0	-1	0
Patriots	193	2768	14.3	76	16
Opponents	213	2515	11.8	77t	18

INTERCEPTIONS	NO	YOS	AVG	LG	TD
Bolton	5	33	6.6	15	0
Howard	3	52	17.3	44t	1
Nelson	2	8	4.0	4	0
Reilly	1	54	54.0	54	0
Sanders	1	18	18.0	18	0
Webster	1	0	0.0	0	0
Patriots	13	165	12.7	54	1
Opponents	28	388	13.9	58	1

PUNTING	NO	YOS	AVG	LG	BLK
Patrick	83	3223	38.8	62	0
Patriots	83	3223	38.8	62	0
Opp.	77	3042	39.5	65	1

PUNT RETURNS	NO	FC	YOS	AVG	LG	TD
Stingley	15	2	113	7.5	29	0
Herron	12	2	89	7.4	17	0
Johnson	6	4	60	10.0	15	0
Patriots	33	8	262	7.9	29	0
Opponents	42	12	513	12.2	69t	1

KICK RETURNS	NO	YOS	AVG	LG	TD
Carter	32	879	27.5	99t	1
McQuay	15	252	16.8	34	0
Johnson	10	188	18.8	32	0
Burks	4	65	16.3	25	0
Herron	2	75	37.5	40	0
Stingley	2	44	22.0	24	0
Calhoun	1	17	17.0	17	0
Patriots	66	1520	23.0	99t	1
Opponents	46	1142	24.8	59	0

Sacks: McGee 9.0, Hamilton 6.0, Adams 4.0, Hanneman 4.0, Zabel 3.0, Hunt 2.0, Nelson 2.0, Cusik 1.0, King 1.0, Webster 1.0. Patriots 33.0, Opponents 39.0.

FIELD GOALS	1-19	20-29	30-39	40-49	50+
Smith	1/1	1/1	5/6	2/8	0/1
Patriots	1/1	1/1	5/6	2/8	0/1
Opp.	1/1	11/11	6/10	5/13	0/0

Smith: (44n,46n) (40n) (-) (35G) (52n) (44G,41b) (32G) (38G,19G,35G,46G) (29G) (42b,34G) (43n) (33b) (-) (-).

Opponents: (36n) (26G,26G,33G) (46n, 47G) (29G,21G) (34G) (47n,28G) (44b, 21G) (41G,49n,30G,25G,37G) (43G, 26G) (28G,43n) (25G,39G) (42G,27G, 48b,44G,46b,38n) (31n) (19G,44n,37n, 31G)

1975 AFC Eastern Division

TEAM	W	L	T	PCT.	PF	PA
Baltimore	10	4	0	.714	395	269
Miami	10	4	0	.714	357	222
Buffalo	8	6	0	.571	420	355
Patriots	3	11	0	.214	258	358
NY Jets	3	11	0	.214	258	433

AFC Championship: at Pittsburgh 16, Oakland 10

Super Bowl X: Pittsburgh 21, Dallas 17; at Miami, Fla.

1975 Coaching Staff: Hank Bullough, Defensive Line, Rollie Dotsch, Outside Linebackers, Ron Erhardt, Offensive Backfield, Red Miller, Offensive Line, Ray Perkins, Receivers, John Polonchek, QBs/Special Asst. to Head Coach, Charlie Sumner, Linebackers/Secondary, Jim Valek, Special Teams, Larry Weaver, Defensive Backfield

PASSING	ATT	CMP	YARDS	CMP%	YOS/ATT	TD	TD%	INT	INT%	LG	SK/YOS	RATING
Grogan	274	139	1976	50.7	7.21	11	4.0	18	6.6	62t	22/297	60.2
Plunkett	92	36	571	39.1	6.21	3	3.3	7	7.6	76	13/89	39.9
Graff	35	18	221	51.4	6.31	2	5.7	3	8.6	31t	4/34	54.4
Patriots	401	193	2768	48.1	6.90	16	4.0	28	7.0	76	39/330	55.1
Opps.	368	213	2515	57.9	6.83	18	4.9	13	3.5	77t	33/271	80.5

1976 FINAL OFFENSIVE STATISTICS (11-3)

Head Coach: Chuck Fairbanks (11-3) • Second in AFC-East • Home Stadium: Schaefer Stadium

DATE	W/L	SCORE	OPPONENT	ATTENDANCE
9/12	L	13-27	Baltimore	43,637
9/19	W	30-14	Miami	46,227
9/26	W	30-27	at Pittsburgh	50,350
10/03	W	48-17	Oakland	61,279
10/10	L	10-30	at Detroit	63,711
10/18	W	41-7	NY Jets	51,236
10/24	W	26-22	at Buffalo	50,383
10/31	L	3-10	at Miami	57,984
11/07	W	20-10	Buffalo	61,279
11/14	W	21-14	at Baltimore	60,020
11/21	W	38-24	at NY Jets	58,509
11/28	W	38-14	Denver	61,279
12/05	W	27-6	New Orleans	54,057
12/12	W	31-14	at Tampa Bay	46,475
AFC PLAYOFF				
12/18	L	21-24	at Oakland	54,037

Team Statistics

	PATS	OPP
TOTAL FIRST DOWNS	**260**	**258**
By Rushing	150	102
By Passing	95	134
By Penalty	15	22
Third Down: Md/Att.	76/192	90/209
Third Down: Eff.	39.6	43.0
TOTAL NET YARDS	**4694**	**4022**
Avg. per Game	335.3	287.3
Total Offensive Plays	918	947
Avg. per Play	5.1	4.2
NET YARDS RUSHING	**2948**	**1847**
Total Rushing Plays	591	462
Avg. per Rush	5.0	4.0
Avg. per Game	210.6	131.9
NET YARDS PASSING	**1746**	**2175**
Avg. per Game	124.7	155.4
Sacked/Yards Lost	19/164	47/429
Gross Yards Passing	1910	2604
Att./Completions	309/146	437/229
Completion Pct.	47.6	52.4
Had Intercepted	20	23
PUNTS/AVERAGE	**67/40.1**	**75/38.8**
PENALTIES/YARDS	**102/914**	**88/764**
FUMBLES/BALLS LOST	**28/16**	**37/27**
TOUCHDOWNS	**48**	**29**
Rushing	24	12
Passing	18	16
Returns	6	1

Score by Periods	1	2	3	4	OT	Total
Patriots	54	133	97	92	0	376
Opponents	40	91	30	75	0	236

SCORING	TD	Ru	Pa	Rt	PAT	FG	S	TP
Smith	0	0	0	0	42/46	15/25	0	87
Grogan	13	12	0	1	0	0	0	78
Johnson	10	6	4	0	0	0	0	60
Stingley	4	0	4	0	0	0	0	24
Cunningham	3	3	0	0	0	0	0	18
Francis	3	0	3	0	0	0	0	18
Chandler	3	0	3	0	0	0	0	18
Forte	2	1	1	0	0	0	0	12
Haynes	2	0	0	2	0	0	0	12
McCray	2	0	0	2	0	0	0	12
Calhoun	1	1	0	0	0	0	0	6
Phillips	1	1	0	0	0	0	0	6
Briscoe	1	0	1	0	0	0	0	6
Brock	1	0	1	0	0	0	0	6
Vataha	1	0	1	0	0	0	0	6
Hunt	1	0	0	1	0	0	0	6
Zabel	0	0	0	0	1/1	0/0	0	1
Team	0	0	0	0	0/1	0/0	0	0
PATRIOTS	**48**	**24**	**18**	**6**	**43/48**	**15/25**	**0**	**376**
Opponent	**29**	**12**	**16**	**1**	**26/29**	**12/17**	**0**	**236**

RUSHING	NO	YOS	AVG	LG	TD
Cunningham	172	824	4.8	24	3
Calhoun	129	721	5.6	54	1
Johnson	169	699	4.1	69t	6
Grogan	60	397	6.6	41t	12
Phillips	24	164	6.8	46	1
Forte	25	100	4.0	26	1
Stingley	8	45	5.6	27	0
Francis	2	12	6.0	8	0
Burks	1	2	2.0	2	0
Patrick	1	-16	-16.0	-16	0
Patriots	**591**	**2948**	**5.0**	**69t**	**24**
Opponents	**462**	**1847**	**4.0**	**46**	**12**

RECEIVING	NO	YDS	AVG	LG	TD
Johnson	29	343	11.8	53	4
Cunningham	27	299	11.1	41	0
Francis	26	367	14.1	48	3
Stingley	17	370	21.8	58t	4
Calhoun	12	56	4.7	12	0
Vataha	11	192	17.5	44	1
Briscoe	10	136	13.6	21	1
Chandler	5	49	9.8	29	3
Forte	3	9	3.0	6t	1
Burks	2	27	13.5	17	0
Feacher	2	38	19.0	21	0
Phillips	1	18	18.0	18	0
Brock	1	6	6.0	6t	1
Patriots	**146**	**1910**	**13.1**	**58t**	**18**
Opponents	**229**	**2604**	**11.4**	**55**	**16**

INTERCEPTIONS	NO	YOS	AVG	LG	TD
Haynes	8	90	11.3	28	0
McCray	5	182	36.4	63t	2
Fox	3	67	22.3	29	0
Howard	3	28	9.3	15	0
Hunt	2	106	53.0	68t	1
Nelson	2	32	16.0	34	0
Patriots	**23**	**505**	**22.0**	**68t**	**3**
Opponents	**20**	**380**	**19.0**	**76**	**0**

PUNTING	NO	YDS	AVG	LG	TB	IN20
Patrick	67	2688	40.1	52	12	12
Patriots	**67**	**2688**	**40.1**	**52**	**12**	**12**
Opp.	**75**	**2909**	**38.8**	**57**	**8**	**7**

PUNT RETURNS	NO	FC	YOS	AVG	LG	TD
Haynes	45	0	608	13.5	89t	2
Beaudoin	2	0	18	9.0	11	0
Stingley	1	0	2	2.0	2	0
Patriots	**48**	**0**	**628**	**13.1**	**89t**	**2**
Opponents	**37**	**7**	**288**	**7.8**	**32**	**0**

Kick Returns	No	Yds	Avg	Lg	TD
Phillips	14	397	28.4	71	0
Feacher	10	240	24.0	46	0
Calhoun	9	183	20.3	33	0
Beaudoin	6	134	22.3	44	0
Forte	3	62	20.7	29	0
Conn	2	29	14.5	26	0
Carter	1	19	19.0	19	0
McKay	1	23	23.0	23	0
Patriots	**46**	**1087**	**23.6**	**71**	**0**
Opponents	**71**	**1559**	**22.1**	**58**	**0**

Sacks: McGee 9.5, Barnes 8.0, Hamilton 6.5, Bishop 6.0, Adams 5.0, Zabel 4.0, Lunsford 2.5, Tipton 2.0, King 1.5, Nelson 1.0. Patriots 47.0, Opponents 19.0.

FIELD GOALS	1-19	20-29	30-39	40-49	50+
Smith	0/1	4/4	4/6	7/14	0/0
Patriots	**0/1**	**4/4**	**4/6**	**7/14**	**0/0**
Opp.	**1/1**	**2/2**	**4/5**	**4/8**	**1/1**

Smith: (31G,27G,39b) (42n,22G,47n) (42G,40G,26G,37n) (-) (41G) (-) (44G, 32G) (43G) (46G,33G) (48n,44n) (28G) (44n,19n,49G,41n) (43n) (30G).

Opponents: (28G,32G) (-) (32G,41G, 48n) (44G) (44n,36G) (-) (46G,34n) (47G) (31G) (40n) (19G) (-) (50G,47n, 29G) (-).

1976 AFC Eastern Division

TEAM	W	L	T	PCT.	PF	PA
Baltimore	11	3	0	.786	417	246
Patriots*	**11**	**3**	**0**	**.786**	**376**	**236**
Miami	6	8	0	.429	263	264
NY Jets	3	11	0	.214	169	383
Buffalo	2	12	0	.143	245	363

*Wild Card

AFC Championship: at Oakland 24, Pittsburgh 7

Super Bowl XI: Oakland 32, Minnesota 14; at Pasadena, CA

1976 Coaching Staff: Hank Bullough, Defensive Line, Rollie Dotsch, Outside Linebackers, Ron Erhardt, Offensive Backfield, Red Miller, Offensive Line, Ray Perkins, Receivers, John Polonchek, QBs/Special Asst. to Head Coach, Charlie Sumner, Linebackers/Secondary, Larry Weaver, Defensive Backfield, Tom Yewcic, Offensive Backfield/Special Teams.

PASSING	ATT	CMP	YARDS	CMP%	YOS/ATT	TD	TD%	INT	INT%	LG	SK/YDS	RATING
Grogan	302	145	1903	48.0	6.30	18	6.0	20	6.6	58t	18/155	60.8
Owen	5	1	7	20.0	1.40	0	0.0	0	0.0	7	0/0	39.0
Johnson	2	0	0	0.0	0.0	0	0.0	0	0.0	0	0/0	0.0
Briscoe	0	0	0	0.0	0.0	0	0.0	0	0.0	0	1/9	0.0
Patriots	**309**	**146**	**1910**	**47.2**	**6.25**	**18**	**5.8**	**20**	**6.5**	**58t**	**19/164**	**59.4**
Opps.	**437**	**229**	**2604**	**52.4**	**5.96**	**16**	**3.7**	**23**	**5.3**	**55**	**47/429**	**60.8**

1977 FINAL OFFENSIVE STATISTICS (9-5)

Head Coach: Chuck Fairbanks (9-5) • Third in AFC-East • Home Stadium: Schaefer Stadium

Date	W/L	Score	Opponent	Attendance
9/18	W	21-17	Kansas City	58,288
9/26	L	27-30	at Cleveland OT	77,910
10/02	L	27-30	at NY Jets	49,801
10/09	W	31-0	Seattle	54,363
10/16	W	24-20	at San Diego	51,143
10/23	W	17-3	Baltimore	61,279
10/30	W	24-13	NY Jets	61,279
11/06	L	14-24	Buffalo	61,279
11/13	L	5-17	at Miami	67,907
11/20	W	20-7	at Buffalo	31,157
11/27	W	14-6	Philadelphia	58,192
12/04	W	16-10	at Atlanta	60,738
12/11	W	14-10	Miami	61,279
12/18	L	24-30	at Baltimore	60,763

Team Statistics

	PATS	OPP
TOTAL FIRST DOWNS	**247**	**215**
By Rushing	132	86
By Passing	101	111
By Penalty	14	18
Third Down: Md/Att.	98/199	74/196
Third Down: Eff.	49.0	38.0
TOTAL NET YARDS	**4310**	**3638**
Avg. per Game	307.9	259.9
Total Offensive Plays	922	866
Avg. per Play	4.7	4.7
NET YARDS RUSHING	**2303**	**1605**
Total Rushing Plays	603	452
Avg. per Rush	3.8	3.6
Avg. per Game	164.5	114.6
NET YARDS PASSING	**2007**	**2033**
Avg. per Game	143.4	145.2
Sacked/Yards Lost	14/155	58/471
Gross Yards Passing	2162	2504
Att./Completions	305/160	356/188
Completion Pct.	52.5	52.8
Had Intercepted	21	19
PUNTS/AVERAGE	**68/34.6**	**78/39.1**
PENALTIES/YARDS	**112/931**	**71/610**
FUMBLES/BALLS LOST	**28/15**	**20/10**
TOUCHDOWNS	**33**	**26**
Rushing	13	8
Passing	17	16
Returns	3	2

Score by Periods	1	2	3	4	OT	Total
Patriots	79	65	74	60	0	278
Opponents	58	23	61	72	3	217

SCORING	TD	Ru	Pa	Rt	PAT	FG	S	TP
Smith	0	0	0	0	33/33	15/21	0	78
Stingley	6	1	5	0	0	0	0	36
Cunningham	5	4	1	0	0	0	0	30
Calhoun	4	4	0	0	0	0	0	24
Francis	4	0	4	0	0	0	0	24
Hasselbeck	4	0	4	0	0	0	0	24
Clayborn	3	0	0	3	0	0	1	20
Morgan	3	0	3	0	0	0	0	18
Forte	2	2	0	0	0	0	0	12
Grogan	1	1	0	0	0	0	0	6
Phillips	1	1	0	0	0	0	0	6
Patriots	33	13	17	3	33/33	15/21	1	278
Opponent	26	8	16	2	22/26	13/21	0	217

RUSHING	NO	YDS	AVG	LG	TD
Cunningham	270	1015	3.8	31t	4
Calhoun	198	727	3.7	25	4
Forte	62	157	2.5	16	2
Grogan	61	324	5.3	41	1
Phillips	5	27	5.4	13	1
Stingley	3	33	11.0	34t	1
Ivory	3	10	3.3	9	0
Morgan	1	10	10.0	10	0
Patriots	603	2303	3.8	41	13
Opponents	452	1605	3.6	66	8

RECEIVING	NO	YDS	AVG	LG	TD
Cunningham	42	370	8.8	35	1
Stingley	39	657	16.8	68	5
Morgan	21	443	21.1	64t	3
Francis	16	229	14.3	31t	4
Calhoun	13	152	11.7	47	0
Hasselbeck	9	76	8.4	21	4
Forte	8	88	11.0	22	0
Chandler	7	68	9.7	16	0
Burks	5	79	15.8	22	0
Patriots	160	2162	13.5	68	17
Opponents	188	2504	13.3	78	16

INTERCEPTIONS	NO	YDS	AVG	LG	TD
Haynes	5	54	10.8	22	0
McCray	4	61	15.2	48	0
Howard	4	10	2.2	6	0
Fox	3	39	13.0	27	0
Hunt	2	17	8.5	10	0
Barnes	1	13	13.0	13	0
Patriots	19	194	10.2	48	0
Opponents	21	279	13.3	45	2

PUNTING	NO	YDS	AVG	LG	TB	IN20	BLK
Patrick	68	2354	34.6	64	6	13	3
Patriots	68	2354	34.6	64	6	13	3
Opp.	78	3048	39.1	65	9	10	0

PUNT RETURNS	NO	FC	YDS	AVG	LG	TD
Morgan	16	2	220	13.8	53	0
Haynes	24	2	200	8.3	46	0
Forte	2	1	9	4.5	6	0
Beaudoin	1	0	0	0.0	0	0
Westbrook	0	1	0	0.0	0	0
Patriots	43	6	429	10.0	53	0
Opponents	33	6	270	8.2	23	0

KICK RETURNS	NO	YDS	AVG	LG	TD
Clayborn	28	869	31.0	101t	3
Phillips	6	93	15.5	22	0
Beaudoin	4	73	18.3	30	0
McKay	1	16	16.0	16	0
Patriots	39	1051	26.9	101t	3
Opponents	52	1086	20.9	73	0

Sacks: McGee 12.0, Hamilton 10.0, Adams 9.5, Shoate 6.0, Barnes 5.0, Nelson 5.0, Boyd 2.5, Fox 2.0, Lunsford 1.5, Bishop 1.0, Clayborn 1.0, Hunt 1.0, Ding 1.0, Zabel 0.5. Patriots 58.0, Opponents 14.0.

FIELD GOALS	1-19	20-29	30-39	40-49	50+
Smith	1/1	4/5	9/11	1/4	0/0
Patriots	1/1	4/5	9/11	1/4	0/0
Opp.	0/1	5/5	7/11	1/4	0/0

Smith: (-) (35G,28G) (44G,24G) (36G, 26wr) (28G) (18G) (30G) (-) (33G) (33G, 25G,44n) (-) (47s,36G,32G,29G,35b) (47b) (30G).

Opponents: (22G) (37G,37G,35G,44wr ,39b) (37b) (37G) (-) (-) (40G) (36G, 40wl,21G) (30G) (37wr,35G) (-) (19b) (33wl) (25G) (28G) (38wl,28G,45wl).

1977 AFC Eastern Division

TEAM	W	L	T	PCT.	PF	PA
Baltimore	10	4	0	.714	295	221
Miami	10	4	0	.714	313	197
Patriots	9	5	0	.643	278	217
NY Jets	3	11	0	.214	191	300
Buffalo	3	11	0	.214	160	313

AFC Championship: at Denver 20, Oakland 17

Super Bowl XII: Dallas 27, Denver 10; at New Orleans, LA

1977 Coaching Staff: Hank Bullough, Defensive Line, Ron Erhardt, Offensive Backfield, Leon McLaughlin, Offensive Line, Ray Perkins, Receivers, John Polonchek, QBs/Special Asst. to Head Coach, Charlie Sumner, Linebackers/ Secondary, Dick Walker, Defensive Backs, Tom Yewcic, Offensive Backfield/ Special Teams.

PASSING	ATT	CMP	YARDS	CMP%	YDS/ATT	TD	TD%	INT	INT%	LG	SK/YDS	RATING
Grogan	305	160	2162	52.5	7.09	17	5.6	21	6.9	68	14/155	65.2
Patriots	305	160	2162	52.5	7.09	17	5.6	21	6.9	68	14/155	65.2
Opps.	356	188	2504	52.8	7.03	16	4.5	19	5.3	78	58/471	68.3

1978 FINAL OFFENSIVE STATISTICS (11-5)

Head Coaches: Chuck Fairbanks (11-4); Ron Erhardt & Hank Bullough co-head coaches (0-1) • 1st in AFC-East • Home Stadium: Schaefer Stadium

DATE	W/L	SCORE	OPPONENT	ATTENDANCE
9/03	L	14-16	Washington	55,063
9/10	W	16-6	at St. Louis	49,555
9/18	L	27-34	Baltimore	57,503
9/24	W	21-14	at Oakland	53,500
10/01	W	28-23	San Diego	61,297
10/08	W	24-14	Philadelphia	61,297
10/15	W	10-7	at Cincinnati	56,257
10/22	W	33-24	Miami	61,297
10/29	W	55-21	NY Jets	61,297
11/05	W	14-10	at Buffalo	46,101
11/12	L	23-26	Houston	61,297
11/19	W	19-17	at NY Jets	60,372
11/26	W	35-14	at Baltimore	49,404
12/03	L	10-17	at Dallas	65,045
12/10	W	26-24	Buffalo	59,927
12/18	L	3-23	at Miami	75,445
AFC PLAYOFF				
12/31	L	14-31	Houston	61,297

Team Statistics

	PATS	OPP
TOTAL FIRST DOWNS	322	258
By Rushing	181	100
By Passing	125	143
By Penalty	16	15
Third Down: Md/Att.	92/203	96/220
Third Down: Eff.	45.3	43.6
TOTAL NET YARDS	5965	4615
Avg. per Game	372.8	288.4
Total Offensive Plays	1085	971
Avg. per Play	5.5	4.8
NET YARDS RUSHING	3165	1852
Total Rushing Plays	671	511
Avg. per Rush	4.7	3.6
Avg. per Game	197.8	115.8
NET YARDS PASSING	2800	2763
Avg. per Game	175.0	172.7
Sacked/Yards Lost	24/206	35/296
Gross Yards Passing	3006	3059
Att./Completions	390/196	425/235
Completion Pct.	50.3	55.3
Had Intercepted	25	22
PUNTS/AVERAGE	61/35.0	78/39.5
PENALTIES/YARDS	92/852	81/683
FUMBLES/BALLS LOST	35/21	34/21
TOUCHDOWNS	46	38
Rushing	30	14
Passing	15	21
Returns	1	3

Score by Periods	1	2	3	4	OT	Total
Patriots	77	122	63	96	0	358
Opponents	55	60	71	97	0	286

SCORING	TD	Ru	Pa	Rt	PAT	FG	S	TP
Ivory	11	11	0	0	0	0	0	66
Fosey	0	0	0	0	29/31	11/22	0	62
Cunningham	8	8	0	0	0	0	0	48
Jackson	6	0	6	0	0	0	0	36
Grogan	5	5	0	0	0	0	0	30
Morgan	5	0	5	0	0	0	0	30
Francis	4	0	4	0	0	0	0	24
Johnson	3	3	0	0	0	0	0	18
McAlister	2	2	0	0	0	0	0	12
Smith	0	0	0	0	6/7	1/1	0	9
Lowery	0	0	0	0	7/7	0/1	0	7
Calhoun	1	1	0	0	0	0	0	6
Haynes	1	0	0	1	0	0	0	6
Bishop	0	0	0	0	0	0	1	2
Fox	0	0	0	0	0	0	1	2
Wilson	0	0	0	0	0/1	0/0	0	0
PATRIOTS	46	30	15	1	42/46	12/24	2	358
Opponent	38	14	21	3	31/38	9/19	0	286

RUSHING	NO	YDS	AVG	LG	TD
Cunningham	199	768	3.9	52t	8
Ivory	141	693	4.9	28	11
Johnson	147	675	4.6	52	3
Grogan	81	539	6.7	31	5
Calhoun	76	391	5.1	73	1
McAlister	19	77	4.1	16	2
Morgan	2	11	5.5	6	0
Jackson	1	7	7.0	7	0
Tatupu	3	6	2.0	3	0
Wilson	1	0	0.0	0	0
Westbrook	1	-2	-2.0	-2	0
Patriots	671	3165	4.7	73	30
Opponents	511	1852	3.6	32t	14

RECEIVING	NO	YDS	AVG	LG	TD
Francis	39	543	13.9	53	4
Jackson	37	743	20.1	57	6
Morgan	34	820	24.1	75t	5
Cunningham	31	297	9.6	31	0
Jonnson	26	267	10.3	31	0
Ivory	14	122	8.7	18	0
Hasselbeck	7	107	15.3	24	0
Westbrook	3	38	12.7	19	0
Calhoun	3	29	9.7	15	0
Pennywell	1	28	28.0	28	0
McAlister	1	12	12.0	12	0
Patriots	196	3006	15.3	75t	15
Opponents	235	3059	13.0	67t	21

INTERCEPTIONS	NO	YDS	AVG	LG	TD
Haynes	6	123	20.5	50	1
Nelson	5	104	20.8	37	0
Clayborn	4	72	18.0	44	0
Beaudoin	3	25	8.3	13	0
Fox	2	10	5.0	10	0
Conn	1	24	24.0	24	0
Zabel	1	0	0.0	0	0
Patriots	22	358	16.3	50	1
Opponents	25	252	10.1	49	1

PUNTING	NO	YDS	AVG	LG	TB	IN20	BLK
Wilson	54	1921	35.6	57	4	14	0
Patrick	7	216	30.9	47	0	2	0
Patriots	61	2137	35.0	57	4	16	0
Opp.	78	3081	39.5	63	8	17	0

PUNT RETURNS	NO	FC	YDS	AVG	LG	TD
Morgan	32	4	335	10.5	48	0
Haynes	14	2	183	13.1	35	0
Conn	1	2	2	2.0	2	0
Patriots	47	8	520	11.1	48	0
Opponents	29	10	272	9.4	30	0

KICK RETURNS	ND	YDS	AVG	LG	TD
Clayborn	27	636	23.6	60	0
McAlister	10	186	18.6	32	0
Westbrook	7	125	17.9	33	0
Ivory	7	165	23.6	33	0
Morgan	1	17	17.0	17	0
Wheeler	1	0	0.0	0	0
Conn	1	26	26.0	26	0
Tatupu	1	17	17.0	17	0
Patriots	55	1172	21.3	60	0
Opponents	69	1576	22.8	90t	1

FIELD GOALS	1-19	20-29	30-39	40-49	50+
Smith	0/0	1/1	0/0	0/0	0/0
Lowery	0/0	0/0	0/0	0/1	0/0
Posey	1/1	3/4	5/11	2/6	0/0
Patriots	1/1	4/5	5/11	2/7	0/0
Opp.	0/0	5/6	1/5	2/5	1/3

Smith: (-) (24G) (-). **Lowery:** (-) (45wl).
Posey: (42G,36wl) (19G) (29G,37wr) (-) (48n) (32G,34G,37G,38wl,25wl) (48n, 47G,24G) (31s) (46b,30G,36b,39n) (42s,21G) (35G).

Opponents: (26g,54wr) (-) (-) (35wl, 47wl) (38wl,41G) (-) (25wr,44wl,52G, 51wr) (29G,45wl) (-) (21G) (-) (45G,33n) (31wl) (26G) (26G) (30G).

1978 AFC Eastern Division

TEAM	W	L	T	PCT.	PF	PA
Patriots	11	5	0	.688	358	286
Miami*	11	5	0	.688	373	254
NY Jets	8	8	0	.500	359	364
Buffalo	5	11	0	.313	302	354
Baltimore	5	11	0	.313	239	421

*Wild Card

AFC Championship: at Pittsburgh 34, Houston 5

Super Bowl XIII: Pittsburgh 35, Dallas 31; at Miami, Fla.

1978 Coaching Staff: Raymond Berry, Receivers, Hank Bullough, Defensive Line, Ron Erhardt, Offensive Backfield, John Polonchek, QBs/Special Asst. to Head Coach, Jim Ringo, Offensive Line, Fritz Shurmur, Defensive Line, Charlie Sumner, Linebackers/Secondary, Tom Yewcic, Offensive Backfield/Special Teams.

PASSING	ATT	CMP	YARDS	CMP%	YDS/ATT	TD	TD%	INT	INT%	LG	SK/YDS	RATING
Grogan	362	181	2824	50.0	7.80	15	4.1	23	6.4	75t	21/184	63.3
Owen	26	15	182	57.7	7.00	0	0.0	2	7.7	23	3/22	47.3
Johnson	2	0	0	0.0	0.00	0	0.0	0	0.0	0	0/0	--
Patriots	390	196	3006	50.3	7.71	15	3.8	25	6.4	75t	24/206	62.2
Opps.	425	235	3059	55.3	7.19	21	4.9	22	5.1	67t	35/296	73.1

1979 FINAL OFFENSIVE STATISTICS (9-7)

Head Coach: Ron Erhardt (9-7) • Second in AFC-East • Home Stadium: Schaefer Stadium

DATE	W/L	SCORE	OPPONENT	ATTENDANCE
9/03	L	13-16	Pittsburgh OT	60,798
9/09	W	56-3	NY Jets	53,113
9/16	W	29-14	at Cincinnati	41,805
9/23	W	27-21	San Diego	60,916
10/01	L	14-27	at Green Bay	52,842
10/07	W	24-17	Detroit	60,629
10/14	W	27-7	at Chicago	54,128
10/21	W	28-13	Miami	61,096
10/28	L	26-31	at Baltimore	41,029
11/04	W	26-6	at Buffalo	67,935
11/11	L	10-45	at Denver	74,379
11/18	W	50-21	Baltimore	60,879
11/25	L	13-16	Buffalo OT	60,991
11/29	L	24-39	at Miami	69,174
12/09	L	26-27	at NY Jets	60,372
12/16	W	27-23	Minnesota	54,719

Team Statistics

	PATS	OPP
TOTAL FIRST DOWNS	**318**	**283**
By Rushing	132	118
By Passing	159	139
By Penalty	27	26
Third Down: Md/Att.	113/254	85/225
Third Down: Eff.	44.4	37.7
TOTAL NET YARDS	**5470**	**4323**
Avg. per Game	341.9	270.2
Total Offensive Plays	1127	1019
Avg. per Play	4.8	4.3
NET YARDS RUSHING	**2252**	**1770**
Total Rushing Plays	603	495
Avg. per Rush	3.7	3.6
Avg. per Game	140.8	110.6
NET YARDS PASSING	**3218**	**2553**
Avg. per Game	201.1	159.6
Sacked/Yards Lost	49/382	57/512
Gross Yards Passing	3600	3065
Att./Completions	475/237	467/246
Completion Pct.	49.9	52.7
Had Intercepted	23	20
PUNTS/AVERAGE	**84/36.2**	**94/38.7**
PENALTIES/YARDS	**99/864**	**103/917**
FUMBLES/BALLS LOST	**28/15**	**35/22**
TOUCHDOWNS	**49**	**39**
Rushing	16	22
Passing	30	13
Returns	3	4

Score by Periods	1	2	3	4	OT	Total
Patriots	85	137	60	129	0	411
Opponents	87	93	71	69	6	326

SCORING	TD	Ru	Pa	Rt	PAT	FG	S	TP
Smith	0	0	0	0	46/49	23/33	0	115
Morgan	13	0	12	1	0	0	0	78
Jackson	7	0	7	0	0	0	0	42
Calhoun	6	5	1	0	0	0	0	36
Francis	5	0	5	0	0	0	0	30
Cunningham	5	5	0	0	0	0	0	30
Ivory	3	1	2	0	0	0	0	18
Clark	2	2	0	0	0	0	0	12
Grogan	2	2	0	0	0	0	0	12
Hawkins	1	0	0	1	0	0	0	6
Sanford	1	0	0	1	0	0	0	6
Westbrook	1	0	1	0	0	0	0	6
Penneywell	1	0	1	0	0	0	0	6
Johnson	1	1	0	0	0	0	0	6
Jarvis	1	0	1	0	0	0	0	6
PATRIOTS	49	16	30	3	46/49	23/33	1	411
Opponent	39	22	13	4	36/39	18/26	1	326

RUSHING	NO	YDS	AVG	LG	TD
Cunningham	159	563	3.5	27	5
Ivory	143	522	3.7	52	1
Calhoun	137	456	3.3	29	5
Grogan	62	368	5.8	26	2
Johnson	43	132	3.1	15	1
Clark	19	84	4.4	19	2
Tatupu	23	71	3.1	12	0
Morgan	7	39	5.6	17	0
Jackson	3	12	4.0	12	0
Westbrook	2	8	4.0	4	0
Owen	2	-1	-0.5	0	0
Cavanaugh	1	-2	-2.0	-2	0
Patriots	603	2252	3.7	52	16
Opponents	495	1770	3.6	39	22

RECEIVING	NO	YDS	AVG	LG	TD
Jackson	45	1013	22.5	59	7
Morgan	44	1002	22.8	63t	12
Francis	39	557	14.3	44	5
Cunningham	29	236	8.1	20	0
Ivory	23	216	9.4	24	2
Calhoun	15	66	4.4	14	1
Hasselbeck	13	158	12.2	41	0
Westbrook	9	173	19.2	38	1
Johnson	9	68	7.6	11	0
Pennywell	4	35	8.8	13t	1
Clark	2	35	17.5	20	0
Javis	2	30	15.0	15t	1
Tatupu	2	9	4.5	5	0
Chandler	1	2	2.0	2	0
Patriots	237	3600	15.2	63t	30
Opponents	246	3065	12.5	82	13

INTERCEPTIONS	NO	YDS	AVG	LG	TD
Clayborn	5	56	11.2	27	0
Haynes	3	66	22.0	33	0
McCray	3	48	16.0	26	0
Fox	2	38	19.0	25	0
Hawkins	2	35	17.5	35t	1
Sanford	1	39	39.0	12	0
Beaud	1	30	30.0	30	0
Costict	1	22	22.0	22	0
Nelson	1	18	18.0	18	0
Shoate	1	0	0.0	0	0
Patriots	20	352	17.6	35t	1
Opponents	23	417	18.1	56	0

PUNTING	NO	YDS	AVG	LG	TB	IN20	BLK
Hare	83	3038	36.6	58	11	20	1
Patriots	84	3038	36.2	58	11	20	1
Opp.	94	3641	38.7	63	9	11	1

PUNT RETURNS	NO	FC	YDS	AVG	LG	TD
Morgan	29	21	289	10.0	80t	1
Haynes	5	1	16	3.2	5	0
Westbrook	2	0	5	2.5	5	0
Sanford	1	0	1	1.0	1	0
Patriots	37	22	311	8.4	80t	1
Opponents	28	17	317	11.3	75t	1

KICK RETURNS	NO	YDS	AVG	LG	TD
Clark	37	816	22.1	38	0
Sanford	10	179	17.9	23	0
Westbrook	11	151	13.7	30	0
Clayborn	2	33	16.5	20	0
Tatupu	3	15	5.0	12	0
Washington	1	18	18.0	18	0
Ivory	1	15	15.0	15	0
Morgan	1	12	12.0	12	0
Patriots	66	1239	18.8	38	0
Opponents	80	1621	20.3	45	0

Sacks: McGee 10.5, Bishops 8.5, Lunsford 8.0, Hamilton 7.0, Hawkins 7.0, Adams 6.0, Shoate 4.0, Costict 2.0, Nelson 2.0, Clayborn 1.0, Fox 1.0. Patriots 57.0, Opponents 49.0.

FIELD GOALS	1-19	20-29	30-39	40-49	50+
Smith	0/0	6/6	11/13	6/14	0/0
Patriots	0/0	6/6	11/13	6/14	0/0
Opp.	0/0	7/7	5/7	5/11	1/1

Smith: (31G,32G) (-) (37n,47b,39G,39G) (31G,31G) (42n) (44n,48n,29G) (21G, 29G) (48n) (42G,39G) (48n,49b,33G, 37G) (42G) (24G,29G,42G) (47G,40n, 32G) (28G) (47G,34n) (42G,30G).

Opponents: (43n,41G) (30G) (37n) (48n) (-) (26G) (-) (53G,40G) (37G,44n) (39G,40G,37n,49n,40n) (49G) (-) (29G, 26G,29G) (31G,33G,27G) (39G,25G) (24G,43s).

1979 AFC Eastern Division

TEAM	W	L	T	PCT.	PF	PA
Miami	10	6	0	.625	341	257
Patriots	9	7	0	.563	411	326
NY Jets	8	8	0	.500	337	383
Buffalo	7	9	0	.438	268	279
Baltimore	5	11	0	.313	271	351

AFC Championship: at Pittsburgh 27, Houston 13

Super Bowl XIV: Pittsburgh 31, Los Angeles Rams 19; at Pasadena, CA

1979 Coaching Staff: Raymond Berry, Receivers, Hank Bullough, Defensive Line, Gino Cappelletti, Special Teams, Billy Kinard, Defensive Backfield, John Polonchek, QBs/Special Asst. to Head Coach, Jim Ringo, Offensive Line, Fritz Shurmur, Defensive Line, Tom Yewcic, Offensive Backfield.

PASSING	ATT	CMP	YARDS	CMP%	YDS/ATT	TD	TD%	INT	INT%	LG	SK/YDS	RATING
Grogan	423	206	3286	48.7	7.77	28	6.6	20	4.7	63t	45/341	77.4
Owen	47	27	248	57.4	5.28	2	4.3	3	6.4	32	4/41	59.5
Westbrook	2	2	52	100.0	26.0	0	0.0	0	0.0	28	0/0	193.8
Cavanaugh	1	1	10	100.0	10.0	0	0.0	0	0.0	10	0/0	127.1
Hare	1	1	4	100.0	4.0	0	0.0	0	0.0	4	0/0	102.1
Jackson	1	0	0	0.0	0.0	0	0.0	0	0.0	0/0	0/0	--
Patriots	475	237	3600	49.9	7.58	30	6.3	23	4.8	63t	49/382	76.2
Opps.	467	246	3065	52.7	6.56	13	2.8	20	4.3	82	57/512	64.8

1980 FINAL OFFENSIVE STATISTICS (10-6)

Head Coach: Ron Erhardt (10-6) • Second in AFC-East • Home Stadium: Schaefer Stadium

DATE	W/L	SCORE	OPPONENT	ATTENDANCE
9/07	W	34-17	Cleveland	49,222
9/14	L	21-37	Atlanta	48,321
9/21	W	37-31 at	Seattle	61,035
9/29	W	23-14	Denver	59,602
10/05	W	21-11 at	NY Jets	53,603
10/12	W	34-0	Miami	60,377
10/19	W	37-21 at	Baltimore	53,924
10/26	L	13-31 at	Buffalo	75,092
11/02	W	34-21	NY Jets	60,834
11/10	L	34-38 at	Houston	51,524
11/16	L	14-17	Los Angles	60,609
11/23	W	47-21	Baltimore	60,994
11/30	L	17-21 at	San Francisco	45,254
12/08	L	13-16 at	Miami (ot)	63,292
12/14	W	24-2	Buffalo	58,324
12/21	W	38-27 at	New Orleans	38,277

Team Statistics

	PATS	OPP
TOTAL FIRST DOWNS	**319**	**270**
By Rushing	139	118
By Passing	154	141
By Penalty	26	11
Third Down: Md/Att.	98/210	79/214
Third Down: Eff.	46.7	36.9
TOTAL NET YARDS	**5435**	**4762**
Avg. per Game	339.7	297.6
Total Offensive Plays	1026	983
Avg. per Play	5.3	4.8
NET YARDS RUSHING	**2240**	**1876**
Total Rushing Plays	588	481
Avg. per Rush	3.8	3.9
Avg. per Game	140.0	117.3
NET YARDS PASSING	**3195**	**2886**
Avg. per Game	199.7	180.4
Sacked/Yards Lost	25/200	44/346
Gross Yards Passing	3395	3232
Att./Completions	413/240	458/266
Completion Pct.	58.1	58.1
Had Intercepted	27	24
PUNTS/AVERAGE	**63/38.0**	**92/41.0**
PUNT RETURNS/AVG	**28/8.5**	**60/8.6**
NET PUNTING AVG.	**33.6**	**33.3**
PENALTIES/YARDS	**79/696**	**92/833**
FUMBLES/BALLS LOST	**19/9**	**31/10**
TOUCHDOWNS	**52**	**40**
Rushing	19	12
Passing	27	28
Returns	6	0

Score by Periods	1	2	3	4	OT	Total
Patriots	**77**	**132**	**110**	**122**	**0**	**441**
Opponents	**64**	**97**	**56**	**105**	**3**	**325**

SCORING	TD	Ru	Pa	Rt	PAT	FG	S	TP
Smith	0	0	0	0	51/51	26/34	0	129
Calhoun	9	9	0	0	0	0	0	54
Francis	8	0	8	0	0	0	0	48
Morgan	6	0	6	0	0	0	0	36
Jackson	5	0	5	0	0	0	0	30
Hasselback	4	0	4	0	0	0	0	24
Ivory	3	2	0	1	0	0	0	18
Johnson	3	0	3	0	0	0	0	18
Tatupu	3	3	0	0	0	0	0	18
Clark	2	1	0	1	0	0	0	12
Ferguson	2	2	0	0	0	0	0	12
Foreman	1	1	0	0	0	0	0	6
Grogan	1	1	0	0	0	0	0	6
Pennywell	1	0	1	0	0	0	0	6
Haynes	1	0	0	1	0	0	0	6
James	1	0	0	1	0	0	0	6
Shoate	1	0	0	1	0	0	0	6
Sanford	1	0	0	1	0	0	0	6
Team	0	0	0	0	0/1	0	0	0
PATRIOTS	**52**	**19**	**27**	**6**	**51/52**	**26/34**	**0**	**441**
Opponent	**40**	**12**	**28**	**0**	**39/40**	**14/20**	**2**	**325**

RUSHING	NO	YDS	AVG	LG	TD
Ferguson	211	818	3.9	44	2
Calhoun	200	787	3.9	22t	9
Grogan	30	112	3.7	19	1
Ivory	42	111	2.6	20t	2
Tatupu	33	97	2.9	11	3
Cavanaugh	19	97	5.1	22	0
Foreman	23	63	2.7	7	1
Clark	9	56	6.2	15	1
Jackson	5	37	7.4	16	0
Morgan	4	36	9.0	16	0
Johnson	11	26	2.4	11	0
Hubach	1	0	0.0	0	0
Patriots	**588**	**2240**	**3.8**	**44**	**19**
Opponents	**481**	**1876**	**3.9**	**33**	**12**

RECEIVING	NO	YDS	AVG	LG	TD
Morgan	45	991	22.0	71	6
Francis	41	664	16.2	39	8
Jackson	35	737	21.1	40	5
Calhoun	27	129	4.8	12	0
Johnson	24	259	10.8	22	3
Ferguson	22	173	7.9	18	0
Foreman	14	99	7.1	18	0
Ivory	12	95	7.9	19	0
Hasselbeck	8	130	16.3	35t	4
Westbrook	4	60	15.0	21	0
Pennywell	4	31	7.8	16	1
Tatupu	4	27	6.8	11	0
Patriots	**240**	**3395**	**14.1**	**71**	**27**
Opponents	**266**	**3232**	**12.2**	**79t**	**28**

INTERCEPTIONS	NO	YDS	AVG	LG	TD
Clayborn	5	87	17.4	29	0
Fox	4	41	10.2	23	0
James	4	32	8.0	19	0
Shoate	3	50	16.7	42t	1
Nelson	3	37	12.3	33	0
Hawkins	2	5	2.5	5	0
Haynes	1	31	31.0	31	0
Mathews	1	5	5.0	5	0
Sanford	1	0	0.0	0	0
Patriots	**24**	**288**	**12.0**	**42t**	**1**
Opponents	**27**	**369**	**13.7**	**80**	**0**

PUNTING	ND	YDS	AVG	TB	IN20	LG	BLK
Hubach	63	2392	38.0	2	12	69	0
Patriots	**63**	**2392**	**38.0**	**2**	**12**	**69**	**0**
Opp.	**92**	**3775**	**41.0**	**10**	**14**	**66**	**0**

PUNT RETURNS	ND	FC	YDS	AVG	LG	TD
James	33	3	331	10.0	75t	1
Haynes	17	2	140	82	35	0
Brown	10	1	42	4.2	14	0
Patriots	**60**	**6**	**513**	**8.6**	**75t**	**1**
Opponents	**28**	**13**	**237**	**8.5**	**25**	**0**

KICK RETURNS	NO	YDS	AVG	LG	TD
Ivory	36	992	27.6	98t	1
Brown	9	156	17.3	26	0
Currier	6	98	16.3	26	0
Westbrook	1	14	14.0	14	0
Clark	3	21	7.0	13	0
Pennywell	1	0	0.0	0	0
Patriots	**56**	**1281**	**22.9**	**98t**	**1**
Opponents	**90**	**1649**	**18.3**	**35**	**0**

Sacks: Adams 9.0, Hamilton 8.0, McGee 7.5, Shoate 6.0, Bishop 5.5, Zamberlain 2.5, Hawkins 2.0, Haynes 1.0, McGrew 1.0, Sanford 1.0, McDougald 0.5. Patriots 44.0, Opponents 25.0.

FIELD GOALS	1-19	20-29	30-39	40-49	50+
Smith	2-2	11-11	10-14	3-7	0-0
Patriots	**2-2**	**11-11**	**10-14**	**3-7**	**0-0**
Opp.	**0-0**	**8-8**	**4-8**	**2-3**	**0-1**

Smith: (37G,35G) (-) 19G,30G,44w,29G) (26G,19G,36G) (-) 30G,34w,36G) (27G, 29G,37G) (41G,32G) (21G, 27G, 44w) (26G,44G,32b) (47s) (22G, 35G) (37w, 42G) (23G,33G,35b) (40w,27G) (22G).

Opponents: (25G) (26G,27G,39G) (33G) (73s) (49b,39w,40G) (-) (35w) (23G,39w) (-) (45G) (29G) (39w) (-) (27G, 24G,23G) (-) (30G,38G).

1980 AFC Eastern Division

TEAM	W	L	T	PCT.	PF	PA
Buffalo	11	5	0	.688	320	260
Patriots	**10**	**6**	**0**	**.625**	**441**	**325**
Miami	8	8	0	.500	266	305
Baltimore	7	9	0	.438	355	387
NY Jets	4	12	0	.250	302	395

AFC Championship: Oakland 34, at San Diego 27

Super Bowl XV: Oakland 27, Philadelphia 10; at New Orleans, LA

1980 Coaching Staff: Raymond Berry, Receivers, Gino Cappelletti, Special Teams, Billy Kinard, Defensive Backfield, Bill Parcells, Linebackers, John Polonchek, QBs/Special Asst. to Head Coach, Jim Ringo, Offensive Line, Fritz Shurmur, Defensive Coordinator/Line, Tom Yewcic, Offensive Backfield.

PASSING	ATT	CMP	YARDS	CMP%	YDS/ATT	TD	TD%	INT	INT%	LG	SK/YDS	RATING
Grogan	306	175	2475	57.2	8.09	18	5.9	22	7.2	71	17/138	73.1
Cavanaugh	105	63	885	60.0	8.43	9	8.6	5	4.8	40	8/62	95.9
Jackson	2	2	35	100.00	17.5	0	0.0	0	0.0	23	0/0	158.3
Patriots	**413**	**240**	**3395**	**58.1**	**8.22**	**27**	**6.5**	**27**	**6.5**	**71**	**25/200**	**79.3**
Opps.	**458**	**266**	**3232**	**58.1**	**7.06**	**28**	**6.1**	**24**	**5.2**	**79t**	**44/346**	**78.4**

1981 FINAL OFFENSIVE STATISTICS (2-14)

Head Coach: Ron Erhardt (2-14) • Fifth in AFC-East • Home Stadium: Schaefer Stadium

DATE	W/L	SCORE	OPPONENT	ATTENDANCE
9/06	L	28-29	Baltimore	49,572
9/13	L	3-13 at	Philadelphia	71,089
9/21	L	21-35	Dallas	60,311
9/27	L	21-27 at	Pittsburgh O T	53,344
10/04	W	33-17	Kansas City	55,931
10/11	L	24-28 at	NY Jets	55,093
10/18	W	38-10	Houston	60,474
10/25	L	22-24 at	Washington	50,394
11/01	L	17-27 at	Oakland	44,246
11/08	L	27-30	Miami OT	60,436
11/15	L	6-17	NY Jets	45,342
11/22	L	17-20 at	Buffalo	71,593
11/29	L	20-27	St. Louis	39,946
12/06	L	14-24 at	Miami	50,421
12/13	L	10-19	Buffalo	42,549
12/20	L	21-23 at	Baltimore	17,073

Team Statistics

	PATS	OPP
TOTAL FIRST DOWNS	306	328
By Rushing	124	160
By Passing	166	148
By Penalty	16	20
Third Down: Md/Att.	77/208	100/230
Third Down: Eff.	37.0	43.5
TOTAL NET YARDS	**5623**	**5827**
Avg. per Game	351.4	364.2
Total Offensive Plays	1026	1103
Avg. per Play	5.5	5.3
NET YARDS RUSHING	**2040**	**2950**
Total Rushing Plays	499	644
Avg. per Rush	4.1	4.5
Avg. per Game	127.5	184.4
NET YARDS PASSING	**3583**	**2877**
Avg. per Game	223.9	179.8
Sacked/Yards Lost	45/321	20/175
Gross Yards Passing	3904	3052
Att./Completions	482/254	439/243
Completion Pct.	52.7	55.3
Had Intercepted	34	16
PUNTS/AVERAGE	**75/39.3**	**74/38.8**
NET PUNTING AVG.	**31.8**	**34.5**
PENALTIES/YARDS	**88/725**	**86/763**
FUMBLES/BALLS LOST	**32/16**	**34/17**
TOUCHDOWNS	**40**	**42**
Rushing	23	20
Passing	17	18
Returns	0	4

Score by Periods	1	2	3	4	OT	Total
Patriots	**68**	**92**	**67**	**95**	**0**	**322**
Opponents	**78**	**117**	**90**	**76**	**9**	**370**

SCORING	TD	Ru	Pa	Rt	PAT	FG	S	TP
Smith	0	0	0	0	37/39	15/24	0	82
Collins	7	7	0	0	0	0	0	42
Morgan	6	0	6	0	0	0	0	36
Hasselbeck	6	0	6	0	0	0	0	36
Cunningham	4	4	0	0	0	0	0	24
Cavanaugh	3	3	0	0	0	0	0	18
Ferguson	3	3	0	0	0	0	0	18
Tatupu	3	2	1	0	0	0	0	18
Calhoun	2	2	0	0	0	0	0	12
Grogan	2	2	0	0	0	0	0	12
Westbrook	2	0	2	0	0	0	0	12
Pennywell	1	0	1	0	0	0	0	6
Johnson	1	0	1	0	0	0	0	6
Team	0	0	0	0	0/1	0	0	0
PATRIOTS	**40**	**23**	**17**	**0**	**37/40**	**15/24**	**0**	**322**
Opponent	**42**	**20**	**18**	**4**	**39/41**	**25/39**	**2**	**370**

RUSHING	NO	YDS	AVG	LG	TD
Collins	204	873	4.3	29	7
Ferguson	78	340	4.4	19t	3
Cunningham	86	269	3.1	12	4
Calhoun	57	205	3.6	33	2
Tatupu	38	201	5.3	43	2
Cavanaugh	17	92	5.4	11	3
Grogan	12	49	4.1	24t	2
Morgan	2	21	10.5	11	0
Pennywell	1	3	3.0	3	0
Johnson	2	1	0.5	5	0
Jackson	2	-14	-7.0	-5	0
Patriots	**499**	**2040**	**4.1**	**43**	**23**
Opponents	**644**	**2950**	**4.6**	**75t**	**20**

RECEIVING	NO	YOS	AVG	LG	TD
Hasselbeck	46	808	17.6	51	6
Morgan	44	1029	23.4	76t	6
Jackson	39	669	17.2	45	0
Johnson	39	429	11.0	36	1
Collins	26	232	9.0	22	0
Tatupu	12	132	11.0	41	1
Cunningham	12	92	7.7	12	0
Dawson	7	126	18.0	42	0
Westbrook	7	122	17.4	32	2
Calhoun	7	71	10.1	20	0
Toler	5	70	14.0	23	0
Ferguson	4	39	9.8	20	0
Pennywell	3	49	16.3	22t	1
Grogan	2	27	13.5	16	0
Cavanaugh	1	9	9.0	9	0
Patriots	**254**	**3904**	**15.4**	**76t**	**17**
Opponents	**243**	**3052**	**12.6**	**55**	**18**

INTERCEPTIONS	NO	YOS	AVG	LG	TD
Sanford	3	28	9.3	21	0
Fox	3	20	6.7	20	0
Clayborn	2	39	19.5	39	0
James	2	29	14.5	21	0
Buben	1	49	49.0	49	0
Hawkins	1	16	16.0	16	0
Zamberlin	1	11	11.0	11	0
Haynes	1	3	3.0	3	0
Shoate	1	0	0.0	0	0
K. Lee	1	0	0.0	0	0
Patriots	**16**	**195**	**12.2**	**49**	**0**
Opponents	**34**	**570**	**16.8**	**67**	**1**

PUNTING	NO	YOS	AVG	TB	IN20	LG	BLK
Camarillo	47	1959	41.7	9	12	75	0
Hubach	19	726	38.2	2	2	56	0
Hartly	9	266	30.0	2	0	41	0
Patriots	**75**	**2951**	**39.3**	**13**	**14**	**75**	**0**
Opp.	**74**	**2872**	**38.8**	**6**	**22**	**65**	**0**

PUNT RETURNS	NO	FC	YDS	AVG	LG	TD
Morgan	15	4	116	7.7	26	0
James	7	2	56	8.0	18	0
Haynes	6	1	12	2.0	6	0
Collins	3	0	15	5.0	15	0
Patriots	**31**	**7**	**199**	**6.4**	**26**	**0**
Opponents	**35**	**8**	**305**	**8.7**	**75t**	**1**

KICK RETURNS	NO	YDS	AVG	LG	TD
Collins	39	773	19.8	30	0
Toler	9	148	16.4	32	0
Sanford	4	82	20.5	27	0
Johnson	3	53	17.7	19	0
Domoroski	2	45	22.5	24	0
Calhoun	2	38	19.0	22	0
K. Lee	2	20	10.0	16	0
Ivory	1	19	19.0	19	0
Hasselbeck	1	7	7.0	7	0
Matthews	1	5	5.0	5	0
Hamilton	1	0	0.0	0	0
Patriots	**65**	**1190**	**18.3**	**32**	**0**
Opponents	**68**	**1326**	**19.5**	**53**	**0**

Sacks: McGee 5.5, Bishop 4.5, Lee 3.0, Adams 3.0, Shoate 2.0, Hawkins 1.0, Hamilton 1.0. Patriots 20.0, Opponents 45.

FIELD GOALS	1-19	20-29	30-39	40-49	50+
Smith	0-0	7-7	2-6	5-7	1-4
Patriots	**0-0**	**7-7**	**2-6**	**5-7**	**1-4**
Opp.	**1-1**	**11-12**	**6-10**	**6-14**	**1-2**

Smith: (50w,39w) (22G) (43s) (-) (50G, 43G) (22G) (32w,21G) (25G,22G,46G, 53s) (38G) (27G,34G) (42G,29G) (43G, 35b) (39w) (49G, 50G) (42G) (-).

Opponents: (48G,19G,35G) (46G,22G, 44w) (26G,40w,26G,27G,25G) (39w,48w) (40w,35G) (50w,43w) (42G) (40b,34G) (51G, 27w,26G) (24G,26G,30G) (47G, 39w) (28G, 42w,23G,38w) (44G,45G) (37G,32G) (29G) (30G,46s).

1981 AFC Eastern Division

TEAM	W	L	T	PCT.	PF	PA
Miami	11	4	1	.719	345	275
NY Jets*	10	5	1	.656	355	287
Buffalo	10	6	0	.625	311	276
Baltimore	2	14	0	.125	259	533
Patriots	**2**	**14**	**0**	**.125**	**322**	**370**

*Wild Card

AFC Championship: at Cincinnati 27, San Diego 7

Super Bowl XVI: San Francisco 26, Cincinnati 21; Pontiac, MI

1981 Coaching Staff: Raymond Berry, Receivers, Gino Cappelletti, Special Teams, Bobby Grier, Offensive Backfield, Rick Lantz, Linebackers, Babe Parilli, Quarterbacks, Jim Ringo, Offensive Line, Dick Roach, Defensive Backs, Fritz Shurmur, Defensive Coordinator/Line.

PASSING	ATT	CMP	YARDS	CMP%	YDS/ATT	TD	TD%	INT	INT%	LG	SK/YDS	RATING
Cavanaugh	219	115	1633	52.5	7.46	5	2.3	13	5.9	65	24/165	59.8
Grogan	216	117	1859	54.2	8.61	7	3.2	16	7.4	76t	19/137	63.0
Owen	36	15	218	41.7	6.05	1	2.8	4	11.1	28	2/19	25.0
Johnson	9	7	194	77.7	21.5	4	44.0	1	11.1	66t	0/0	258.6
Jackson	1	0	0	0.0	0.00	0	0.0	0	0.0	0	0/0	--
Collins	1	0	0	0.0	0.00	0	0.0	0	0.0	0	0/0	--
Patriots	**482**	**254**	**3904**	**52.7**	**8.10**	**17**	**3.5**	**34**	**7.0**	**76t**	**45/321**	**62.1**
Opps.	**439**	**243**	**3052**	**55.3**	**6.95**	**18**	**4.1**	**16**	**3.6**	**55**	**20/175**	**75.7**

1982 FINAL OFFENSIVE STATISTICS (5-4)

Head Coach: Ron Meyer (5-4) • Third in AFC-East • Home Stadium: Schaefer Stadium

DATE	W/L	SCORE	OPPONENT	ATTENDANCE
9/12	W	24-13 at	Baltimore	39,055
9/19	L	7-31	NY Jets	53,515
11/21	L	7-10 at	Cleveland	47,281
11/28	W	29-21	Houston	33,602
12/05	L	13-26 at	Chicago	36,973
12/12	W	3-0	Miami	25,716
12/19	W	16-0 at	Seattle	53,457
12/26	L	14-37 at	Pittsburgh	50,515
1/2/83	W	30-19	Buffalo	36,218
AFC Playoff				
1/8/83	L	13-28 at	Miami	68,842

Team Statistics

	PATS	OPP
TOTAL FIRST DOWNS	146	185
By Rushing	74	87
By Passing	63	88
By Penalty	9	10
Third Down: Md/Att.	37/109	47/122
Third Down: Eff.	33.9	38.5
Fourth Down: Md/Att.	4/7	5/8
Fourth Down: Eff.	57.1	62.5
TOTAL NET YARDS	2633	2808
Avg. per Game	292.6	312.0
Total Offensive Plays	526	602
Avg. per Play	5.0	4.6
NET YARDS RUSHING	1347	1289
Total Rushing Plays	324	315
Avg. per Rush	4.2	4.1
Avg. per Game	149.7	143.2
NET YARDS PASSING	1286	1519
Avg. per Game	142.9	168.8
Sacked/Yards Lost	15/134	20/172
Gross Yards Passing	1420	1691
Att./Completions	187/93	267/142
Completion Pct.	49.7	53.2
Had Intercepted	9	12
PUNTS/AVERAGE	49/43.7	43/39.7
NET PUNTING AVG.	37.7	33.7
PENALTIES/YARDS	53/412	39/290
FUMBLES/BALLS LOST	16/8	19/11
TOUCHDOWNS	17	18
Rushing	3	9
Passing	12	9
Returns	2	0

Score by Periods	1	2	3	4	OT	Total
Patriots	23	33	37	50	-	143
Opponents	34	49	13	61	-	157

SCORING	TD	Ru	Pa	Rt	PAT	FG	S	TP
Smith	0	0	0	0	6/7	5/8	0	21
Collins	3	1	2	0	0	0	0	18
Morgan	3	0	3	0	0	0	0	18
Toler	2	0	2	0	0	0	0	12
Miller	0	0	0	0	4/4	2/3	0	10
Robinson	0	0	0	0	5/5	1/2	0	8
Bradshaw	1	0	1	0	0	0	0	6
Brown	1	0	1	0	0	0	0	6
Dawson	1	0	1	0	0	0	0	6
Grogan	1	1	0	0	0	0	0	6
Hasselbeck	1	0	1	0	0	0	0	6
Sanford	1	0	0	1	0	0	0	6
R. Smith	1	0	0	1	0	0	0	6
van Eeghen	1	0	1	0	0	0	0	6
Weathers	1	1	0	0	0	0	0	6
Crump	0	0	0	0	0	0	1	2
Team	0	0	0	0	0/1	0	0	0
Patriots	17	3	12	2	15/18	8/13	1	143
Opponent	18	9	9	0	17/18	10/15	1	157

RUSHING	NO	YDS	AVG	LG	TD
Collins	164	632	3.9	54	1
van Eeghen	82	386	4.7	17	0
Tatupu	30	168	5.6	26	0
Weathers	24	83	3.5	18	1
Grogan	9	42	4.7	19	1
Cunningham	9	21	2.3	4	0
Ferguson	1	5	5.0	5	0
Toler	1	4	4.0	4	0
Cavanaugh	2	3	1.5	3	0
Morgan	2	3	1.5	3	0
Patriots	324	1347	4.2	54	3
Opponents	315	1289	4.1	48	9

RECEIVING	NO	YDS	AVG	LG	TD
Morgan	28	584	20.9	75t	3
Collins	19	187	9.8	33	2
Hasselbeck	15	158	10.5	41	1
Dawson	13	160	12.3	26	1
Bradshaw	6	111	18.5	48	1
Brown	4	114	28.5	41	1
Weathers	3	24	8.0	22	0
Toler	2	63	31.5	33t	2
van Eeghen	2	14	7.0	9	1
Jones	1	5	5.0	5	0
Patriots	93	1420	15.3	75t	12
Opponents	142	1691	11.9	46t	9

INTERCEPTIONS	NO	YDS	AVG	LG	TD
Haynes	4	26	6.5	26	0
James	3	12	4.0	12	0
Sanford	2	105	52.5	99t	1
Blackmon	2	7	3.5	7	0
Clayborn	1	26	26.0	26	0
Patriots	12	176	14.7	99t	1
Opponents	9	100	11.1	44	0

PUNTING	NO	YDS	AVG	TB	IN20	LG	BLK
Camarillo	49	2140	43.7	5	10	76	0
Patriots	**49**	**2140**	**43.7**	**5**	**10**	**76**	**0**
Opp.	**43**	**1709**	**39.7**	**6**	**12**	**81**	**0**

PUNT RETURNS	NO	FC	YDS	AVG	LG	TD
Smith, R.	16	8	139	8.7	19	0
Patriots	16	8	139	8.7	19	0
Opponents	26	9	191	7.3	21	0

KICK RETURNS	NO	YDS	AVG	LG	TD
Smith, R.	24	567	23.6	98t	1
Taylor	2	46	23.0	27	0
Dombroski	1	19	19.0	19	0
Lee	1	14	14.0	14	0
Patriots	28	646	23.1	98t	1
Opponents	32	614	19.2	46	0

Sacks: Blackmon 4.5, Sims 3.0, Adams 2.0, James 2.0, Weishuhn 2.0, Williams, L. 2.0, McGrew 1.5, Crump 1.0, Henson 1.0, Zamberlin 1.0. Team 20.0, Opponents 15.0.

FIELD GOALS	1-19	20-29	30-39	40-49	50+
Smith	0-1	2-2	2-2	1-3	0-0
Miller	0-0	2-2	0-1	0-0	0-0
Robinson	1-1	0-1	0-0	0-0	0-0
Patriots	0-1	5-5	2-4	1-3	0-0
Opp.	0-0	4-4	2-3	4-5	0-3

Robinson: (24G) (-) (33). **Miller:** (23G,25G) (36b). **Smith:** (18G,33G) (21G,41b,37G, 48w,23G) (-) (42G).

Opponents: (49G,37wr,30G) (30G) (24G) (52s) (53w,43G) (45b) (52B) (21G, 25G,44G) (46G,25G).

1982 AFC Eastern Division

TEAM	W	L	T	PCT.	PF	PA
LA Raiders	8	1	0	.889	260	200
Miami	7	2	0	.778	198	131
Cincinnati	7	2	0	.778	232	177
Pittsburgh	6	3	0	.667	204	146
San Diego	6	3	0	.667	288	221
NY Jets	6	3	0	.667	245	166
Patriots	5	4	0	.556	143	157
Cleveland	4	5	0	.444	140	182
Buffalo	4	5	0	.444	150	154
Seattle	4	5	0	.444	127	147
Kansas City	3	6	0	.333	176	184
Denver	2	7	0	.222	148	226
Houston	1	8	0	.111	136	245
Baltimore	0	8	1	.056	113	236

Note: As a result of a 57-day players' strike, the 1982 NFL regular season was reduced from 16 weeks to nine.

AFC Championship: at Miami 14, NY Jets 0
Super Bowl XVII: Washington 27, Miami 17, Pasadena, CA

1982 Coaching Staff: Tommy Brasher, Linebackers, Clev Bryant, Offensive Backfield, LeBaron Caruthers, Strength/ Conditioning, Steve Endicott, Receivers, Lew Erber, QB's/Offensive Coordinator, Jim Mora, Defensive Coordinator, Bill Muir, Offensive Line, Dante Scarnecchia, Special Teams/TE's, Steve Sidwell, Linebackers, Steve Walters, Defensive Backs.

PASSING	ATT	CMP	YARDS	CMP%	YDS/ATT	TD	TD%	INT	INT%	LG	SK/YDS	RATING
Grogan	122	66	930	54.1	7.62	7	5.7	4	3.3	62t	8/48	84.4
Cavanaugh	60	27	490	45.0	8.17	5	8.3	5	8.3	75t	7/86	66.7
Flick	5	0	0	0.0	0.00	0	0.0	0	0.0	-	0/0	--
Patriots	**187**	**93**	**1420**	**49.7**	**7.59**	**12**	**6.4**	**9**	**4.8**	**75t**	**15/134**	**76.5**
Opps.	**267**	**142**	**1691**	**53.2**	**6.33**	**9**	**3.4**	**12**	**4.5**	**46t**	**20/172**	**65.3**

1983 FINAL OFFENSIVE STATISTICS (8-8)

Head Coach: Ron Meyer (8-8) • Second in AFC-East • Home Stadium: Sullivan Stadium

DATE	W/L	SCORE	OPPONENT	ATTENDANCE
9/04	L	23-29	Baltimore (OT)	45,526
9/11	L	24-34	at Miami	59,343
9/18	W	23-13	NY Jets	43,182
9/25	W	28-23	at Pittsburgh	58,282
10/02	L	13-33	San Francisco	54,293
10/09	L	7-12	at Baltimore	35,618
10/16	W	37-21	San Diego	59,016
10/23	W	31-0	at Buffalo	60,424
10/30	L	13-24	at Atlanta	47,546
11/06	W	21-7	Buffalo	42,604
11/13	W	17-6	Miami	60,771
11/20	L	0-30	Cleveland	40,987
11/27	L	3-26	at NY Jets	48,620
12/04	W	7-0	New Orleans	24,579
12/11	W	21-7	at LA Rams	46,503
12/18	L	6-24	at Seattle	59,688

Team Statistics

	PATS	OPP
TOTAL FIRST DOWNS	284	326
By Rushing	130	129
By Passing	138	172
By Penalty	16	25
Third Down: Md/Att.	82/205	101/234
Third Down: Eff.	40.0	43.1
Fourth Down: Md/Att.	4/12	8/19
Fourth Down: Eff.	33.3	42.1
TOTAL NET YARDS	5311	5576
Avg. per Game	331.9	348.5
Total Offensive Plays	995	1102
Avg. per Play	5.3	5.1
NET YARDS RUSHING	2605	2281
Total Rushing Plays	538	549
Avg. per Rush	4.8	4.2
Avg. per Game	162.8	142.6
NET YARDS PASSING	2706	3295
Avg. per Game	169.1	205.9
Sacked/Yards Lost	45/334	39/270
Gross Yards Passing	3040	3565
Att./Completions	412/220	514/277
Completion Pct.	53.4	53.9
Had Intercepted	18	17
PUNTS/AVERAGE	81/44.6	78/42.0
NET PUNTING AVG.	37.1	34.8
PENALTIES/YARDS	90/815	84/674
FUMBLES/BALLS LOST	47/20	30/19
TOUCHDOWNS	36	31
Rushing	19	9
Passing	16	19
Returns	1	3

Score by Periods	1	2	3	4	OT	Total
Patriots	53	71	40	110	0	274
Opponents	47	110	67	59	6	289

SCORING	TD	Ru	Pa	Rt	PAT	FG	S	TP
Collins	10	10	0	0	0	0	0	60
Ramsey	6	0	6	0	0	0	0	36
Steinfort	0	0	0	0	16/17	6/15	0	34
Tatupu	5	4	1	0	0	0	0	30
Smith	0	0	0	0	12/15	3/6	0	21
C. Weathers	3	0	3	0	0	0	0	18
Grogan	2	2	0	0	0	0	0	12
Morgan	2	0	2	0	0	0	0	12
Starring	2	0	2	0	0	0	0	12
van Eeghen	2	2	0	0	0	0	0	12
Dawson	1	0	1	0	0	0	0	6
Jones	1	0	1	0	0	0	0	6
R. Weathers	1	1	0	0	0	0	0	6
Weishuhn	1	0	0	1	0	0	0	6
Zendejas	0	0	0	0	3/4	0/1	0	3
PATRIOTS	36	19	16	1	31/36	9/22	0	274
Opponent	31	9	19	3	29/30	24/31	1	289

RUSHING	NO	YDS	AVG	LG	TD
Collins	219	1049	4.8	50t	10
Tatupu	106	578	5.5	55	4
R. Weathers	73	418	5.7	77	1
van Eeghen	95	358	3.8	11	2
Grogan	23	108	4.7	17	2
Eason	19	39	2.1	12	0
C. Weathers	1	28	28.0	28	0
Kerrigan	1	14	14.0	14	0
Morgan	1	13	13.0	13	0
Patriots	538	2605	4.8	77	19
Opponents	549	2281	4.2	29	9

RECEIVING	NO	YDS	AVG	LG	TD
Morgan	58	863	14.9	50t	2
Collins	27	257	9.5	20	0
Ramsey	24	335	14.0	39	6
R. Weathers	23	212	9.2	19	0
Jones	20	323	16.2	30	1
C. Weathers	19	379	19.9	58t	3
Starring	17	389	22.9	76t	2
van Eeghen	10	102	10.2	23	0
Tatupu	10	97	9.7	17	1
Dawson	9	84	9.3	14	1
Hasselbeck	1	7	7.0	7	0
B. Williams	1	0	0.0	0	0
Grogan	1	-8	-8.0	-8	0
Patriots	220	3040	13.8	76t	16
Opponents	277	3565	12.9	68t	19

INTERCEPTIONS	NO	YDS	AVG	LG	TD
Sanford	7	24	3.4	16	0
James	5	99	19.8	46	0
Marion	2	4	2.0	4	0
Blackmon	1	39	39.0	39	0
Nelson	1	6	6.0	6	0
McGrew	1	3	3.0	3	0
Weishuhn	0	27	-	27t	1
Patriots	17	202	11.9	46	1
Opponents	18	361	20.1	65t	1

PUNTING	NO	YDS	AVG	TB	IN20	LG	BLK
Camarillo	81	3615	44.6	11	25	70	0
Patriots	81	3615	44.6	11	25	70	0
Opp.	78	3273	42.0	8	21	62	0

PUNT RETURNS	NO	FC	YDS	AVG	LG	TD
R. Smith	38	12	398	10.5	55	0
C. Weathers	4	0	1	0.3	3	0
Sanford	1	2	0	0.0	0	0
Lee	1	0	0	0.0	0	0
Patriots	44	14	399	9.1	55	0
Opponents	48	6	392	8.2	22	0

KICK RETURNS	NO	YDS	AVG	LG	TD
R. Smith	42	916	21.8	53	0
R. Weathers	3	68	22.7	29	0
C. Weathers	3	58	19.3	33	0
Jones	4	63	15.8	23	0
Lee	4	40	10.0	19	0
Golden	1	10	10.0	10	0
Patriots	57	1155	20.3	53	0
Opponents	56	1082	19.3	60	0

FIELD GOALS	1-19	20-29	30-39	40-49	50+
Steinfort	0-0	3-4	3-5	0-6	0-0
Smith	0-0	1-1	1-4	1-1	0-0
Zendejas	0-0	0-0	0-0	0-1	0-0
Patriots	0-0	4-5	4-9	1-8	0-0
Opp.	2-2	12-13	6-8	1-2	3-6

Smith: (36wr,33wl,39G) (22G) (43G) (-) (37wr). Steinfort: (41wl) (35G,20G,32G) (47wl,48wr, 22G) (-) (46b) (44wr,20G) (-) (39wl,33G) (37s,48wl,24wl). Zendejas:(41wl) (-)

Opponents: (25G,52G,33G) (28G,23G) (-) (20G,34G,28G) (45G,35G,36G,24G) (52G) (-) (54wl,47wl) (23G) (24wl) (52G,29G,53wl) (22G,20G,20G) (18G, 34G,35G,19G) (35wl) (41wl) (29G,34wr).

Sacks: Tippett 8.5, Adams 8.0, Owens 4.0, Blackmon 3.5, Browning 2.0, James 2.0, McGrew 2.0, Rembert 2.0, Weishuhn 2.0, Williams, T. 2.0, Nelson 1.0, Williams, L. 1.0, Harris 0.5, Rogers 0.5. Team 39.0, Opponent 45.0.

1983 AFC Eastern Division

TEAM	W	L	T	PCT.	PF	PA
Miami	12	4	0	.750	389	250
Patriots	8	8	0	.500	274	289
Buffalo	8	8	0	.500	283	351
Baltimore	7	9	0	.438	264	354
NY Jets	7	9	0	.438	313	331

AFC Championship: at LA Raiders 30, Seattle 14

Super Bowl XVIII: LA Raiders 38, Washington 9; at Tampa, Fla.

1983 Coaching Staff: Tommy Brasher, Linebackers, Cleve Bryant, Offensive Backfield, LeBaron Caruthers, Strength/ Conditioning, Steve Endicott, Receivers, Lew Erber, QB's/Offensive Coordinator, Bill Muir, Offensive Line, Rod Rust, Defensive Coordinator, Dante Scarnecchia, Special Teams/TE's , Steve Sidwell, Linebackers, Steve Walters, Defensive Backs.

PASSING	ATT	CMP	YARDS	CMP%	YDS/ATT	TD	TD%	INT	INT%	LG	SK/YDS	RATING
Grogan	303	168	2411	55.4	7.95	15	4.9	12	3.9	76t	29/195	81.4
Eason	95	46	557	48.4	5.86	1	1.0	5	5.2	35	16/139	48.8
Kerrigan	14	6	72	42.9	5.14	0	0.0	1	7.1	19	0/0	29.5
Patriots	412	220	3040	53.4	7.37	16	4.3	18	4.3	76t	45/334	72.1
Opps.	514	277	3565	53.9	6.93	19	3.6	17	3.3	68t	39/270	74.4

1984 OFFENSIVE STATISTICS (9-7)

Head Coach: Ron Meyer (5-3) Raymond Berry (4-4) • Second in AFC-East • Home Stadium: Sullivan Stadium

DATE	W/L	SCORE		OPPONENT	ATTENDANCE
9/02	W	21-17	at	Buffalo	48,528
9/09	L	7-28	at	Miami	66,083
9/16	W	38-23		Seattle	43,140
9/23	L	10-26		Washington	60,503
9/30	W	28-21	at	NY Jets	68,978
10/07	W	17-16	at	Cleveland	53,036
10/14	W	20-14		Cincinnati	48,154
10/21	L	24-44		Miami	60,711
10/28	W	30-20		NY Jets	60,513
11/04	L	19-26	at	Denver	74,908
11/11	W	38-10		Buffalo	43,313
11/18	W	50-17	at	Indianapolis	60,009
11/22	L	17-20	at	Dallas	55,341
12/02	L	10-33		St. Louis	53,558
12/09	L	17-27	at	Philadelphia	41,581
12/16	W	16-10		Indianapolis	22,383

Team Statistics

	PATS	OPP
TOTAL FIRST DOWNS	**315**	**311**
By Rushing	104	109
By Passing	186	182
By Penalty	25	20
Third Down: Md/Att.	83/214	90/255
Third Down: Eff.	39.0	40.0
Fourth Down: Md/Att.	4/5	9/18
Fourth Down: Eff.	80.0	50.0
TOTAL NET YARDS	**5263**	**5100**
Avg. per Game	328.9	318.7
Total Offensive Plays	1048	1066
Avg. per Play	5.0	4.8
NET YARDS RUSHING	**2032**	**1886**
Total Rushing Plays	482	498
Avg. per Rush	4.2	3.8
Avg. per Game	127.0	117.8
NET YARDS PASSING	**3231**	**3214**
Avg. per Game	201.9	200.8
Sacked/Yards Lost	66/454	55/452
Gross Yards Passing	3685	3666
Att./Completions	500/292	513/283
Completion Pct.	58.4	55.2
Had Intercepted	14	17
PUNTS/AVERAGE	**92/42.4**	**83/40.3**
NET PUNTING AVG.	**35.0**	**33.4**
PENALTIES/YARDS	**86/674**	**87/773**
FUMBLES/BALLS LOST	**29/15**	**33/8**
TOUCHDOWNS	**42**	**42**
Rushing	15	11
Passing	26	25
Returns	1	6

Score by Periods	1	2	3	4	OT	Total
Patriots	68	74	108	112	0	362
Opponents	78	115	84	75	0	352

SCORING	TO	Ru	Pa	Rt	PAT	FG	S	TP
Franklin	0	0	0	0	42/42	22/28	0	108
Ramsey	7	0	7	0	0	0	0	42
Collins	5	5	0	0	0	0	0	30
Eason	5	5	0	0	0	0	0	30
Morgan	5	0	5	0	0	0	0	30
Dawson	4	0	4	0	0	0	0	24
Starring	4	0	4	0	0	0	0	24
Tatupu	4	4	0	0	0	0	0	24
Jones	3	0	2	1	0	0	0	18
C. Weathers	2	0	2	0	0	0	0	12
C. James	1	1	0	0	0	0	0	6
Robinson	1	0	1	0	0	0	0	6
Fryar	1	0	1	0	0	0	0	6
R. James	0	0	0	0	0	0	1	2
PATRIOTS	42	15	26	1	42/42	22/28	1	362
Opponent	42	11	25	6	37/42	21/31	0	352

RUSHING	NO	YDS	AVG	LG	TD
C. James	160	790	4.9	73	1
Tatupu	133	553	4.2	20t	4
Collins	138	550	4.0	21	5
Eason	40	154	3.9	25t	5
Grogan	7	12	1.7	13	0
Fryar	2	-11	-5.5	0	0
Starring	2	-16	-8.0	0	0
Patriots	**482**	**2032**	**4.2**	**73**	**15**
Opponents	**498**	**1886**	**3.8**	**53**	**11**

RECEIVING	NO	YDS	AVG	LG	TD
Ramsey	66	792	12.0	34	7
Starring	46	657	14.3	65t	4
Dawson	39	427	10.9	27	4
Morgan	38	709	18.7	76t	5
C. James	22	159	7.2	16	0
Jones	19	244	12.8	22	2
Tatupu	16	159	9.9	24	0
Collins	16	100	6.2	19	0
Fryar	11	164	14.9	26	1
C. Weathers	8	115	14.4	29	2
Hawthorne	7	127	18.1	26	0
Robinson	4	32	8.0	17	1
Patriots	**292**	**3685**	**12.6**	**76t**	**26**
Opponents	**283**	**3666**	**13.0**	**68t**	**25**

INTERCEPTIONS	NO	YDS	AVG	LG	TD
Clayborn	3	102	34.0	85	0
Lippett	3	23	7.7	13	0
Marion	2	39	19.5	26	0
R. James	2	14	7.0	14	0
Gibson	2	4	2.0	4	0
Sanford	2	2	1.0	2	0
Dombroski	1	23	23.0	23	0
Blackmon	1	3	3.0	3	0
Nelson	1	0	0.0	0	0
Patriots	**17**	**210**	**12.4**	**85**	**0**
Opponents	**14**	**237**	**16.9**	**86t**	**3**

PUNTING	NO	YDS	AVG	TB	IN20	LG	BLK
Camarillo	48	2020	42.1	7	12	61	0
Prestridge	44	1884	42.8	5	8	89	0
Patriots	**92**	**3904**	**42.4**	**12**	**20**	**89**	**0**
Opp.	**83**	**3345**	**40.3**	**7**	**17**	**64**	**0**

PUNT RETURNS	NO	FC	YDS	AVG	LG	TD
Fryar	36	10	347	9.6	55	0
Starring	10	1	73	7.3	16	0
C. Weathers	1	0	7	7.0	7	0
Gibson	1	0	3	3.0	3	0
Sanford	0	2	0	0.0	0	0
R. James	0	2	0	0.0	0	0
Patriots	**48**	**15**	**430**	**9.0**	**55**	**0**
Opponents	**45**	**12**	**442**	**9.8**	**47t**	**1**

KICK RETURNS	NO	YDS	AVG	LG	TD
Collins	26	544	20.9	46	0
J. Williams	23	461	20.0	29	0
Fryar	5	95	19.0	22	0
Lee	3	43	14.3	17	0
Robinson	3	38	12.7	14	0
Smith	1	22	22.0	22	0
Jones	1	20	20.0	20	0
Hawthorne	1	14	14.0	14	0
Tatupu	1	9	9.0	9	0
Patriots	**64**	**1246**	**19.5**	**46**	**0**
Opponents	**73**	**1373**	**18.8**	**69**	**0**

Sacks: Tippett 18.5, Owens 6.5, Williams, T. 6.0, Blackmon 5.0, Adams 4.0, Nelson 4.0, Sims 3.5, Henson 2.0, Rogers 2.0, Williams L. 1.5, Marion 1.0, McGrew 0.5, Rembert 0.5. Team 55.0 Opp. 66.0.

FIELD GOALS	1-19	20-29	30-39	40-49	50+
Franklin	2-2	10-10	4-7	6-8	0-1
Patriots	**2-2**	**10-10**	**4-7**	**6-8**	**0-1**
Opp.	**2-2**	**9-9**	**4-8**	**5-10**	**1-2**

Franklin: (-) (-) (32G) (44s,22G) (33wl, 49wl) (45G) (20G,27G) (48G) (20G,27G, 47G)(30G,40G,36wr,47G,19G) (21G) (28G,40G) (29G,56s) (19G) (24G,38wl) (21G,34G,36G).

Opponents: (45wl,27G) (39wl,42wl) (42G) (19G,42G,22G,27G) (-) (24G, 48G,27G,36wl) (37s,35wr) (28G) (46G, 18G) (-) (34G,43wl) (35G,61s) (28G,23G) (36G,33G) (50G,46G,48wr) (25G,42b).

1984 AFC Eastern Division

TEAM	W	L	T	PCT.	PF	PA
Miami	14	2	0	.875	513	298
Patriots	**9**	**7**	**0**	**.563**	**362**	**352**
NY Jets	7	9	0	.438	332	364
Indianapolis	4	12	0	.250	239	414
Buffalo	2	14	0	.125	250	454

AFC Championship: at Miami 45, Pittsburgh 28

Super Bowl XIX: San Francisco 38, Miami 16; at Stanford, CA

1984 Coaching Staff: Tommy Brasher, Linebackers, Clev Bryant, Offensive Backfield, LeBaron Caruthers, Strength/ Conditioning, Steve Endicott, Receivers, Lew Erber, QB's/Offensive Coordinator, Bill Muir, Offensive Line, Rod Rust, Defensive Coordinator, Dante Scarnecchia, Special Teams/TE's , Steve Sidwell, Linebackers, Steve Walters, Defensive Backs.

PASSING	ATT	CMP	YARDS	CMP%	YDS/ATT	TD	TD%	INT	INT%	LG	SK/YDS	RATING
Eason	431	259	3228	60.1	7.49	23	5.3	8	1.8	76t	59/409	93.4
Grogan	68	32	444	47.1	6.53	3	4.4	6	8.8	65t	7/45	46.4
Kerrigan	1	1	13	100.0	13.0	0	0.0	0	0.0	13	0/0	139.6
Patriots	**500**	**292**	**3685**	**58.4**	**7.37**	**26**	**5.2**	**14**	**2.8**	**76t**	**66/454**	**87.1**
Opps.	**513**	**283**	**3666**	**55.2**	**7.14**	**25**	**4.9**	**17**	**3.3**	**68t**	**55/452**	**80.3**

1985 FINAL OFFENSIVE STATISTICS (11-5)

Head Coach: Raymond Berry (11-5) • Tied for Second in AFC-East • Home Stadium: Sullivan Stadium

DATE	W/L	SCORE	OPPONENT	ATTENDANCE
9/08	W	26-20	Green Bay	49,488
9/15	L	7-20	at Chicago	60,533
9/22	W	17-14	at Buffalo	40,334
9/29	L	20-35	LA Raiders	60,686
10/06	L	20-24	at Cleveland	62,139
10/13	W	14-3	Buffalo	40,462
10/20	W	20-13	NY Jets	58,163
10/27	W	32-14	at Tampa Bay	34,661
11/03	W	17-13	Miami	58,811
11/10	W	34-15	Indianapolis	54,176
11/17	W	20-13	at Seattle	60,345
11/24	L	13-16	at NY Jets OT	74,100
12/01	W	38-31	at Indianapolis	56,740
12/08	W	23-6	Detroit	59,078
12/16	L	27-30	at Miami	69,489
12/22	W	34-23	Cincinnati	57,953
AFC PLAYOFF				
12/28	W	26-14	at NY Jets	70,598
1/5/86	W	27-20	at LA Raiders	88,936
1/12/86W		31-14	at Miami	74,978
SUPER BOWL XX				
1/26/86L		10-46	vs.Chicago	73,818

Team Statistics

	PATS	OPP
TOTAL FIRST DOWNS	**294**	**284**
By Rushing	126	92
By Passing	153	168
By Penalty	15	24
Third Down: Md/Att.	83/223	74/227
Third Down: Eff.	37.0	33.0
Fourth Down: Md/Att.	4/10	5/15
Fourth Down: Eff.	40.0	33.0
TOTAL NET YARDS	**5499**	**4714**
Avg. per Game	343.7	294.6
Total Offensive Plays	1061	1042
Avg. per Play	5.2	4.5
NET YARDS RUSHING	**2331**	**1655**
Total Rushing Plays	565	466
Avg. per Rush	4.1	3.6
Avg. per Game	145.7	103.4
NET YARDS PASSING	**3168**	**3059**
Avg. per Game	198.0	191.2
Sacked/Yards Lost	39/315	51/334
Gross Yards Passing	3483	3393
Att./Completions	457/255	525/262
Completion Pct.	55.8	49.9
Had Intercepted	22	23
PUNTS/AVERAGE	**92/42.9**	**97/40.5**
NET PUNTING AVG.	**33.7**	**32.5**
PENALTIES/YARDS	**114/842**	**83/699**
FUMBLES/BALLS LOST	**37/20**	**35/24**
TOUCHDOWNS	**41**	**32**
Rushing	15	15
Passing	20	14
Returns	6	3

Score by Periods	1	2	3	4	OT	Total
Patriots	**54**	**115**	**44**	**149**	**0**	**362**
Opponents	**75**	**64**	**56**	**92**	**3**	**290**

SCORING	TD	Ru	Pa	Rt	PAT	FG	S	TP
Franklin	0	0	0	0	40/41	24/30	0	112
Fryar	10	1	7	2	0	0	0	60
C. James	7	5	2	0	0	0	0	42
Collins	5	3	2	0	0	0	0	30
Morgan	5	0	5	0	0	0	0	30
Jones	3	0	2	1	0	0	0	18
Grogan	2	2	0	0	0	0	0	12
Tatupu	2	2	0	0	0	0	0	12
Eason	1	1	0	0	0	0	0	6
Weathers	1	1	0	0	0	0	0	6
Hawthorne	1	0	1	0	0	0	0	6
D. Ramsey	1	0	1	0	0	0	0	6
Tippett	1	0	0	1	0	0	0	6
Rembert	1	0	0	1	0	0	0	6
Clayborn	1	0	0	1	0	0	0	6
Blackmon	1	0	0	1	0	0	0	6
PATRIOTS	**41**	**15**	**20**	**6**	**40/41**	**24/30**	**2**	**362**
Opponent	**32**	**15**	**14**	**3**	**30/32**	**22/25**	**1**	**290**

RUSHING	NO	YDS	AVG	LG	TD
C. James	263	1227	4.7	65t	5
Collins	163	657	4.0	28	3
Weathers	41	174	4.2	42t	1
Tatupu	47	152	3.2	11	2
Eason	22	70	3.2	23	1
Grogan	20	29	1.5	12	2
Fryar	7	27	3.9	13	1
Morgan	1	0	0.0	0	0
Franklin	1	-5	-5.0	-5	0
Patriots	**565**	**2331**	**4.1**	**65t**	**15**
Opponents	**466**	**1655**	**3.6**	**24**	**15**

RECEIVING	NO	YDS	AVG	LG	TD
Collins	52	549	10.6	49	2
Morgan	39	760	19.5	50t	5
Fryar	39	670	17.2	56	7
D. Ramsey	28	285	10.2	26	1
C. James	27	360	13.3	90t	2
Jones	21	237	11.3	29t	2
Starring	16	235	14.7	40	0
Dawson	17	148	8.7	26	0
D. Williams	9	163	18.1	30	0
Hawthorne	3	42	14.0	28t	1
Weathers	2	18	9.0	13	0
Tatupu	2	16	8.0	15	0
Patriots	**255**	**3483**	**13.7**	**90t**	**20**
Opponents	**262**	**3393**	**13.0**	**88t**	**14**

INTERCEPTIONS	NO	YDS	AVG	LG	TD
Marion	7	189	27.0	83	0
Clayborn	6	80	13.3	38	1
R. James	4	51	12.8	39	0
Lippett	3	93	31.0	58	0
Blackmon	1	14	14.0	14	0
McGrew	1	0	0.0	0	0
McSwain	1	0	0.0	0	0
Patriots	**23**	**427**	**18.6**	**83**	**1**
Opponents	**22**	**243**	**11.0**	**38t**	**2**

PUNTING	NO	YDS	AVG	TB	IN20	LG	BLK
Camarillo	92	3953	43.0	13	17	75	0
Patriots	**92**	**3953**	**43.0**	**13**	**17**	**75**	**0**
Opp.	**97**	**3925**	**40.5**	**11**	**26**	**64**	**0**

PUNT RETURNS	NO	FC	YDS	AVG	LG	TD
Fryar	37	15	520	14.1	85t	2
R. James	2	0	13	6.5	13	0
Starring	2	0	0	0.0	0	0
Marion	0	1	0	0.0	0	0
Bowman	1	0	-3	-3.0	-3	0
Patriots	**42**	**16**	**530**	**12.6**	**85t**	**2**
Opponents	**56**	**7**	**597**	**10.7**	**46**	**0**

KICK RETURNS	NO	YDS	AVG	LG	TD
Starring	48	1012	21.1	53	0
Fryar	3	39	13.0	24	0
Jones	3	37	12.3	20	0
Weathers	1	18	18.0	18	0
Hawthorne	1	13	13.0	13	0
C. James	1	0	0.0	0	0
Patriots	**57**	**1119**	**19.6**	**53**	**0**
Opponents	**77**	**1434**	**18.6**	**58**	**0**

Sacks: Tippett 16.5, Veris 10.0, Blackmon 8.0, Sims 5.5, Adams 5.0, Nelson 2.0, T. Williams 2.0, McGrew 1.0, L. Williams 1.0. Team, 51.0, Opponent, 39.0.

Field Goals	1-19	20-29	30-39	40-49	50+
Franklin	1/1	7/9	9/9	5/9	2/2
Patriots	**1/1**	**7/9**	**9/9**	**5/9**	**2/2**
Opp.	**0/0**	**8/8**	**6/8**	**6/7**	**2/2**

Franklin: (34G) (-) (47G,20G) (29G, 33G,47wl) (20wr) (19G,44G) (35G,50G, 49G,28wr) (38G) (41G,30G) (-) (41wl, 23G,28G) (35G) (38G,47wl,50G,22G) (22G,49G) (25G,42wr,30G)

Opponents: (40b) (21G,28G) (-) (-) (36wl,44G) (47G) (53G,52G) (-) (26G, 32G) (-) (37wr, 32G,31G) (21G,21G, 32G) (25G) (26G,37G) (44G,49G,47G) (42G ,22G,30G).

1985 AFC Eastern Division

TEAM	W	L	T	PCT.	PF	PA
Miami	12	4	0	.750	428	320
NY Jets*	11	5	0	.688	393	264
Patriots*	**11**	**5**	**0**	**.688**	**362**	**290**
Indianapolis	5	11	0	.313	320	386
Buffalo	2	14	0	.125	200	381

*Wild Card

AFC Championship: New England 31, at Miami 14

Super Bowl XX: Chicago 46, New England 10; at New Orleans, LA

1985 Coaching Staff: Dean Brittenham, Strength/Conditioning, Jim Carr, Defensive Backfield, Bobby Grier, Offensive Backfield, Ray Hamilton, Asst. Defensive Line, Rod Humenuik, Asst. Head Coach/Offensive Line, Harold Jackson, Receivers, Eddie Khayat, Defensive Line, John Polonchek, QBs/Special Asst. to Head Coach, Rod Rust, Defensive Coordinator, Dante Scarnecchia, Special Teams/TE's , Don Shinnick, Linebackers, Les Steckel, Quarterbacks/Receivers.

PASSING	ATT	CMP	YARDS	CMP%	YDS/ATT	TD	TD%	INT	INT%	LG	SK/YDS	RATING
Eason	299	168	2156	56.2	7.2	11	3.7	17	5.7	90t	28/229	67.5
Grogan	156	85	1311	54.5	8.4	7	4.5	5	3.2	56	11/86	84.1
C. James	2	2	16	100.0	8.0	2	1.0	0	0.0	11t	0/0	452.1
Patriots	**457**	**255**	**3483**	**55.8**	**7.6**	**20**	**4.4**	**22**	**4.8**	**90t**	**39/315**	**74.9**
Opps.	**525**	**262**	**3393**	**49.9**	**6.5**	**14**	**2.7**	**23**	**4.4**	**88t**	**51/334**	**61.2**

1986 FINAL OFFENSIVE STATISTICS (11-5)

Head Coach: Raymond Berry (11-5) • First in AFC-East • Home Stadium: Sullivan Stadium

DATE	W/L	SCORE	OPPONENT	ATTENDANCE
9/07	W	33-3	Indianapolis	55,208
9/11	W	20-6	at NY Jets	72,422
9/21	L	31-38	Seattle	58,977
9/28	L	20-27	at Denver	75,804
10/05	W	34-7	Miami	60,689
10/12	L	24-31	NY Jets	60,342
10/19	W	34-0	at Pittsburgh	54,743
10/26	W	23-3	at Buffalo	77,808
11/02	W	25-17	Atlanta	60,597
11/09	W	30-21	at Indianapolis	56,890
11/16	W	30-28	at LA Rams	64,339
11/23	W	22-19	Buffalo	60,455
11/30	W	21-20	at New Orleans	58,259
12/07	L	7-31	Cincinnati	60,633
12/14	L	24-29	San Francisco	60,787
12/22	W	34-27	at Miami	74,516
AFC PLAYOFF				
1/4/87	L	17-22	at Denver	76,105

Team Statistics

	PATS	OPP
TOTAL FIRST DOWNS	314	286
By Rushing	77	118
By Passing	202	153
By Penalty	35	15
Third Down: Md/Att.	77/227	79/219
Third Down: Eff.	33.9	36.1
Fourth Down: Md/Att.	8/11	7/12
Fourth Down: Eff.	72.7	58.3
TOTAL NET YARDS	5327	5181
Avg. per Game	332.9	323.8
Total Offensive Plays	1073	1031
Avg. per Play	5.0	5.0
NET YARDS RUSHING	1373	2203
Total Rushing Plays	469	510
Avg. per Rush	2.9	4.3
Avg. per Game	85.8	137.7
NET YARDS PASSING	3954	2978
Avg. per Game	247.1	186.1
Sacked/Yards Lost	47/367	48/346
Gross Yards Passing	4321	3324
Att./Completions	557/340	473/255
Completion Pct.	61.0	53.9
Had Intercepted	13	21
PUNTS/AVERAGE	92/40.7	90/39.8
NET PUNTING AVG.	33.1	33.4
PENALTIES/YARDS	87/672	106/866
FUMBLES/BALLS LOST	27/11	38/19
TOUCHDOWNS	45	35
Rushing	10	19
Passing	29	15
Returns	6	1

Score by Periods	1	2	3	4	OT	Total
Patriots	82	102	99	129	0	412
Opponents	34	83	64	126	0	307

SCORING	TD	Ru	Pa	Rt	PAT	FG	S	TP
Franklin	0	0	0	0	44/45	32/41	0	140
Morgan	10	0	10	0	0	0	0	60
Collins	8	3	5	0	0	0	0	48
Fryar	7	0	6	1	0	0	0	42
C. James	4	4	0	0	0	0	0	24
Scott	3	0	3	0	0	0	0	18
Baty	2	0	2	0	0	0	0	12
Starring	2	0	2	0	0	0	0	12
Tatupu	2	1	0	1	0	0	0	12
Grogan	1	1	0	0	0	0	0	6
Jones	1	0	1	0	0	0	0	6
Marion	1	0	0	1	0	0	0	6
McSwain	1	0	0	1	0	0	0	6
Rembert	1	0	0	1	0	0	0	6
B. Williams	1	0	0	1	0	0	0	6
Weathers	1	1	0	0	0	0	0	6
PATRIOTS	45	10	29	6	44/45	32/41	1	412
Opponent	35	19	15	1	34/35	21/28	0	301

RUSHING	NO	YDS	AVG	LG	TD
C. James	154	427	2.8	16	4
Collins	156	412	2.6	17	3
Tatupu	71	172	2.4	13	1
Eason	35	170	4.9	26	0
Fryar	4	80	20.0	31	0
Weathers	21	58	2.8	16t	1
Dupard	15	39	2.6	11	0
Grogan	9	23	2.6	10	1
Hawthorne	1	5	5.0	5	0
Starring	1	0	0.0	0	0
Ramsey	1	-6	-6.0	-6	0
Jones	1	-7	-7.0	-7	0
Patriots	469	1373	2.9	31	10
Opponents	510	2203	4.3	58t	19

RECEIVING	NO	YDS	AVG	LG	TD
Morgan	84	1491	17.8	44t	10
Collins	77	684	8.9	49	5
Fryar	43	737	17.1	69t	6
Baty	37	331	8.9	22	2
Hawthorne	24	192	8.0	17	0
C. James	18	129	7.2	17	0
Starring	16	295	18.4	47	2
Tatupu	15	145	9.7	25	0
Jones	14	222	15.9	28	1
Scott	8	41	5.1	8t	3
D. Williams	2	35	17.5	26	0
Weathers	1	14	14.0	14	0
Holloway	1	5	5.0	5	0
Patriots	340	4321	12.7	69t	29
Opponents	255	3324	13.0	67t	15

INTERCEPTIONS	NO	YDS	AVG	LG	TD
Lippett	8	76	9.5	43	0
Clayborn	3	4	1.3	4	0
Marion	2	56	28.0	37t	1
McGrew	2	44	22.0	27	0
R. James	2	39	19.5	21	0
Nelson	2	21	10.5	17	0
Rembert	1	37	37.0	37	0
McSwain	1	3	3.0	3	0
Tippett	0	32	-	32	0
Patriots	21	312	14.9	69	1
Opponents	13	151	11.6	26	0

PUNTING	NO	YDS	AVG	TB	IN20	LG	BLK
Camarillo	89	3746	42.1	7	16	64	3
Patriots	90	3746	42.1	7	16	64	3
Opp.	90	3585	39.8	9	21	73	3

PUNT RETURNS	NO	FC	YDS	AVG	LG	TD
Fryar	35	10	366	10.5	59t	1
Starring	6	0	18	3.0	12	0
Marion	1	1	12	12.0	12	0
R. James	0	1	0	0.0	0	0
Patriots	42	12	396	9.4	59t	1
Opponents	60	4	565	9.4	39	0

KICK RETURNS	NO	YDS	AVG	LG	TD
Starring	36	802	22.3	52	0
Fryar	10	192	19.2	33	0
Jones	4	63	15.8	20	0
Dupard	3	50	16.7	21	0
Rembert	3	27	9.0	14	0
Hawthorne	2	13	6.5	13	0
Patriots	58	1147	19.8	52	0
Opponents	81	1480	18.3	39	0

Sacks: Veris 11.0, Tippett 9.5, Blackmon 7.5, B. Williams 7.0 Rembert 4.0, Hodge 1.0, R. James 1.0, McGrew 1.0, Nelson 1.0, Owens 1.0, Reynolds 1.0, Ruth 1.0, Thomas 1.0, Sims 0.5, T. Williams 0.5. Patriots 48.0, Opponents 47.0.

FIELD GOALS	1-19	20-29	30-39	40-49	50+
Franklin	1/1	7/7	15/17	9/16	0/0
Patriots	1/1	7/7	15/17	9/16	0/0
Opp.	0/0	7/7	8/9	6/8	0/4

Franklin: (25G,38G,39G,49G) (49n,45G, 42G) (26G,36n) (42n,34G,37G) (21G, 31G) (45n,26G) (47n,31G,36G) (31G 47n,27G, 26G) (31G,32G,32G, 33G) (38G,31G,24G) (42G,45G,19G) (37G, 47G) (49n) (44n) (41G) (47G,44G,39n).

Opponents: (25G,57n) (33G,47G) (33G) (44G,34G) (55n) (47G) () (53n,26G) (41G,36n,53n) () (42n) (28G,33G,34G, 48G) (28G, 38G) (24G,44n) (20G,31G, 36G) (42G,21G)

1986 AFC Eastern Division

TEAM	W	L	T	PCT.	PF	PA
Patriots	11	5	0	.688	412	307
NY Jets*	10	6	0	.625	364	386
Miami	8	8	0	.500	430	405
Buffalo	4	12	0	.250	287	348
Indianapolis	3	13	0	.188	229	400

*Wild Card

AFC Championship: Denver 23, at Cleveland 20 OT

Super Bowl XXI: NY Giants 39, Denver 20; at Pasadena, CA

1986 Coaching Staff: Dean Brittenham, Strength/Conditioning, Jim Carr, Defensive Backfield, Bobby Grier, Offensive Backfield, Ray Hamilton, Asst. Defensive Line, Rod Humenuik, Asst. Head Coach/Offensive Line, Harold Jackson, Receivers, Eddie Khayat, Defensive Line, John Polonchek, QBs/Special Asst. to Head Coach, Rod Rust, Defensive Coordinator, Dante Scarnecchia, Special Teams/TE's , Don Shinnick, Linebackers, Les Steckel, Quarterbacks/Receivers.

PASSING	ATT	CMP	YARDS	CMP%	YDS/ATT	TD	TD%	INT	INT%	LG	SK/YDS	RATING
Eason	448	276	3328	61.6	7.43	19	4.2	10	2.2	49	43/336	89.2
Grogan	102	62	976	60.8	9.57	9	8.8	2	2.0	69t	4/31	113.8
C. James	4	1	10	25.0	2.50	1	25.0	1	25.0	10t	0/0	39.6
Ramsey	3	1	7	33.3	2.33	0	0.0	0	0.0	7	0/0	42.2
Patriots	557	340	4321	61.0	7.76	29	5.2	13	2.3	69t	47/367	92.9
Opps.	473	255	3324	53.9	7.02	15	3.2	21	4.4	67t	48/346	68.4

1987 FINAL OFFENSIVE STATISTICS (8-7)

Head Coach: Raymond Berry (8-7) • Tied for Second in AFC-East • Home Stadium: Sullivan Stadium

DATE	W/L	SCORE	OPPONENT	ATTENDANCE
9/13	W	28-21	Miami	54,642
9/21	L	24-43 at	NY Jets	70,847
9/27	Cancelled Strike		at Washington	
10/04	L	10-20	Cleveland	14,830
10/11	W	14-7	Buffalo	11,878
10/18	W	21-7 at	Houston	26,294
10/25	L	16-30 at	Indianapolis	48,850
11/01	W	26-23	LA Raiders	60,664
11/08	L	10-17 at	NY Giants	73,817
11/15	L	17-23	Dallas OT	60,567
11/22	W	24-0	Indianapolis	56,906
11/29	L	31-34	Philadelphia OT	54,198
12/06	L	20-31 at	Denver	75,794
12/13	W	42-20	NY Jets	60,617
12/20	W	13-7 at	Buffalo	74,945
12/28	W	24-10 at	Miami	61,192

Team Statistics

	PATS	OPP
TOTAL FIRST DOWNS	**266**	**293**
By Rushing	84	112
By Passing	158	159
By Penalty	24	22
Third Down: Md/Att.	81/219	84/228
Third Down: Eff.	36.9	36.8
Fourth Down: Md/Att.	9/14	11/23
Fourth Down: Eff.	64.2	47.8
TOTAL NET YARDS	**4454**	**4877**
Avg. per Game	296.9	325.1
Total Offensive Plays	986	1053
Avg. per Play	4.5	4.6
NET YARDS RUSHING	**1771**	**1778**
Total Rushing Plays	513	490
Avg. per Rush	3.5	3.6
Avg. per Game	118.1	118.5
NET YARDS PASSING	**2683**	**3099**
Avg. per Game	178.9	206.6
Sacked/Yards Lost	33/246	43/339
Gross Yards Passing	2929	3438
Att./Completions	440/236	520/273
Completion Pct.	53.6	52.5
Had Intercepted	18	21
PUNTS/AVERAGE	**89/37.6**	**77/38.1**
NET PUNTING AVG.	**30.5**	**33.8**
PENALTIES/YARDS	**64/506**	**110/846**
FUMBLES/BALLS LOST	**36/13**	**42/21**
TOUCHDOWNS	**39**	**34**
Rushing	12	13
Passing	22	17
Returns	5	4

Score by Periods	1	2	3	4	OT	Total
Patriots	76	111	72	61	0	320
Opponents	39	68	71	106	9	293

SCORING	TD	Ru	Pa	Rt	PAT	FG	S	TP
Franklin	0	0	0	0	37/38	15/26	0	82
Collins	6	3	3	0	0	0	0	36
Fryar	5	0	5	0	0	0	0	30
Dupard	3	3	0	0	0	0	0	18
Jones	3	0	3	0	0	0	0	18
Morgan	3	0	3	0	0	0	0	18
Starring	3	0	3	0	0	0	0	18
Baty	2	0	2	0	0	0	0	12
Grogan	2	2	0	0	0	0	0	12
Linne	2	0	2	0	0	0	0	12
Lippett	2	0	0	2	0	0	0	12
Scott	2	0	1	1	0	0	0	12
Bleier	1	1	0	0	0	0	0	6
Clayborn	1	0	0	1	0	0	0	6
LeBlanc	1	1	0	0	0	0	0	6
Ramsey	1	1	0	0	0	0	0	6
Tippett	1	0	0	1	0	0	0	6
Woods	1	1	0	0	0	0	0	6
Schubert	0	0	0	0	1/1	1/2	0	4
PATRIOTS	**39**	**12**	**22**	**5**	**38/39**	**16/28**	**0**	**320**
Opponent	**34**	**13**	**17**	**4**	**33/33**	**18/27**	**1**	**293**

RUSHING	NO	YDS	AVG	LG	TD
Collins	147	474	3.2	19	3
Dupard	94	318	3.4	49	3
Tatupu	79	248	3.1	19	0
Perryman	41	187	4.6	48	0
LeBlanc	49	170	3.5	42	1
Ramsey	13	75	5.8	19	1
Fryar	9	52	5.8	16	0
Hansen	16	44	2.8	7	0
Davis	9	43	4.8	27	0
Flutie	6	43	7.2	13	0
Grogan	20	37	1.9	8	2
Eason	3	25	8.3	13	0
C. McSwain	9	23	2.6	9	0
Woods	4	20	5.0	13	1
Starring	2	13	6.5	10	0
C. James	4	10	2.5	5	0
Camarillo	1	0	0.0	0	0
Bleier	5	-5	-1.0	1t	1
Whitten	2	-6	-3.0	-2	0
Patriots	**513**	**1771**	**3.5**	**49**	**12**
Opponents	**490**	**1778**	**3.6**	**60t**	**13**

RECEIVING	NO	YDS	AVG	LG	TD
Collins	44	347	7.9	29	3
Morgan	40	672	16.8	45	3
Fryar	31	467	15.1	40	5
Jones	25	388	15.5	29	3
Starring	17	289	17.0	34t	3
Baty	15	138	9.2	22	2
Tatupu	15	136	9.1	23	0
Dawson	12	81	6.8	14	0
Linne	11	158	14.4	30	2
Scott	5	35	7.0	15	1
Coffey	3	66	22.0	35	0
Gadbois	3	51	17.0	20	0
D. Williams	3	30	10.0	12	0
Perryman	3	13	4.3	7	0
Dupard	3	1	0.3	2	0
Frain	2	22	11.0	11	0
LeBlanc	2	3	1.5	3	0
Hansen	1	22	22.0	22	0
Pickering	1	10	10.0	10	0
Patriots	**236**	**2929**	**12.4**	**45**	**22**
Opponents	**273**	**3438**	**12.6**	**61t**	**17**

INTERCEPTIONS	NO	YDS	AVG	LG	TD
Marion	4	53	13.3	25	0
Lippett	3	103	34.3	45t	2
Clayborn	2	24	12.0	24	0
E. Gibson	2	17	8.5	17	0
Bowman	2	3	1.5	3	0
E. Williams	1	51	51.0	51	0
R. James	1	27	27.0	27	0
R. McSwain	1	17	17.0	17	0
Shegog	1	7	7.0	7	0
Holmes	1	4	4.0	4	0
Rembert	1	1	1.0	1	0
P. Williams	1	0	0.0	0	0
Peterson	1	0	0.0	0	0
Patriots	**21**	**307**	**14.6**	**51**	**2**
Opponents	**18**	**160**	**8.9**	**38**	**2**

PUNTING	NO	YDS	AVG	TB	IN20	LG	BLK
Camarillo	62	2489	40.1	8	14	73	1
Herline	25	861	34.3	4	1	50	1
Patriots	**89**	**3350**	**37.6**	**12**	**15**	**73**	**2**
Opp.	**77**	**2937**	**38.1**	**6**	**25**	**62**	**2**

PUNT RETURNS	NO	FC	YDS	AVG	LG	TD
Fryar	18	12	174	9.7	36	0
Linne	5	2	22	4.4	16	0
Marion	1	2	0	0.0	0	0
Starring	1	1	17	17.0	17	0
Patriots	**25**	**17**	**213**	**8.5**	**36**	**0**
Opponents	**41**	**11**	**397**	**9.7**	**34**	**0**

KICK RETURNS	NO	YDS	AVG	LG	TD
Starring	23	445	19.3	43	0
Fryar	6	119	19.8	31	0
Davis	5	134	26.8	43	0
Dupard	4	61	15.3	21	0
Perryman	3	43	14.3	16	0
LeBlanc	2	31	15.5	24	0
C. McSwain	2	32	16.0	24	0
Alexander	1	4	4.0	4	0
Collins	1	18	18.0	18	0
Hansen	1	14	14.0	14	0
Patriots	**48**	**901**	**18.8**	**43**	**0**
Opponents	**63**	**1130**	**17.9**	**60**	**0**

Sacks: Tippett 12.5, Veris 7.0, B. Williams 5.0, T. Williams 4.5, Rembert 2.0, Reynolds 2.0, Sims 1.5, Blackmon 1.0, Hodge 1.0, Lippett, 1.0, Mangiero 1.0, McCabe 1.0, McGrew 1.0, Wichard 1.0, Wilburn 1.0, Bowman, 0.5. Team, 43.0, Opponents, 33.0.

FIELD GOALS	1-19	20-29	30-39	40-49	50+
Franklin	0/0	5/5	6/11	3/7	1/3
Schubert	0/0	1/1	0/0	0/1	0/0
Patriots	**0/0**	**6/6**	**6/11**	**3/8**	**1/3**
Opponents	**2/2**	**7/7**	**6/9**	**3/8**	**0/1**

Franklin: (39n,47n) (48n,32G) (-) (-) (52n) (38G,31G,49G) (50G,27G,25G, 29G) (50n,46G) (35n,41G) (37n,34G,37n) (43n,21G,31n,46n) (38G,27G) (-) (-) (31G).**Schubert:** (-) (-) (23G,40n).

Opponents: (-) (22G,34G) (28G,21G, 37n) (-) (48n,34n) (48G,38G,24G) (31G, 31G,39G,41N) (19G,41n) (20G) (46n) (19G,44n,39n,38G) (52n,24G) (24G,42G) (-) (47G).

1987 AFC Eastern Division

TEAM	W	L	T	PCT.	PF	PA
Indianapolis	9	6	0	.600	300	238
Patriots	**8**	**7**	**0**	**.533**	**320**	**293**
Miami	8	7	0	.533	362	335
Buffalo	7	8	0	.467	270	305
NY Jets	6	9	0	.400	334	360

Note 1987 regular season was reduced from 16 to 15 games for each team due to a players' strike.

AFC Championship: at Denver 38, Cleveland 33
Super Bowl XXII: Washington 42, Denver 10, San Diego, CA

1987 Coaching Staff: Dean Brittenham, Strength/Conditioning, Jim Carr, Defensive Backfield, Bobby Grier, Offensive Backfield, Ray Hamilton, Asst. Defensive Line, Rod Humenuik, Asst. Head Coach/Offensive Line, Harold Jackson, Receivers, Eddie Khayat, Defensive Line, John Polonchek, QBs/Special Asst. to Head Coach, Rod Rust, Defensive Coordinator, Dante Scarnecchia, Special Teams/TE's , Don Shinnick, Linebackers, Les Steckel, Quarterbacks/Receivers.

PASSING	ATT	CMP	YARDS	CMP%	YDS/ATT	TD	TD%	INT	INT%	LG	SK/YDS	RATING
Grogan	161	93	1183	57.8	7.34	10	6.2	9	5.6	40	7/55	78.2
Ramsey	134	71	898	53.0	6.70	6	4.5	6	4.5	40	14/90	70.4
Eason	79	42	453	53.2	5.73	3	3.8	2	2.5	45	8/70	72.4
Bleier	39	14	181	35.9	4.64	1	2.6	1	2.6	35	3/28	49.2
Flutie	25	15	199	60.0	7.96	1	4.0	0	0.0	30	0/0	98.6
Jones	1	0	0	0.0	0.0	0	0.0	0	0.0	0	0/0	---
Tatupu	1	1	15	100.0	15.0	1	100.0	0	0.0	15t	0/0	481.3
Patriots	**440**	**236**	**2929**	**53.6**	**6.65**	**22**	**5.0**	**18**	**4.1**	**45**	**33/246**	**74.1**
Opps.	**520**	**273**	**3438**	**52.5**	**6.61**	**17**	**3.3**	**21**	**4.0**	**61t**	**43/339**	**67.5**

1988 FINAL OFFENSIVE STATISTICS (9-7)

Head Coach: Raymond Berry (9-7) • Tied for Second in AFC-East • Home Stadium: Sullivan Stadium

DATE	W/L	SCORE	OPPONENT	ATTENDANCE
9/04	W	28-3	NY Jets	44,027
9/11	L	6-36 at	Minnesota	55,545
9/18	L	14-16	Buffalo	55,945
9/25	L	6-31 at	Houston	38,646
10/02	W	21-17	Indianapolis	58,050
10/09	L	3-45 at	Green Bay (Mil.)	51,932
10/16	W	27-21	Cincinnati	59,969
10/23	L	20-23 at	Buffalo	76,824
10/30	W	30-7	Chicago	60,821
11/06	W	21-10	Miami	60,840
11/13	W	14-13 at	NY Jets	48,358
11/20	W	6-3 at	Miami	53,526
11/27	L	21-24 at	Indianapolis	58,157
12/04	W	13-7	Seattle	59,068
12/11	W	10-7	Tampa Bay OT	39,889
12/17	L	10-21 at	Denver	70,910

Team Statistics

	PATS	OPP
TOTAL FIRST DOWNS	**264**	**272**
By Rushing	126	119
By Passing	112	138
By Penalty	26	15
Third Down: Md/Att.	79/219	58/199
Third Down: Eff.	36.1	29.1
Fourth Down: Md/Att.	9/14	9/18
Fourth Down: Eff.	64.2	50.0
TOTAL NET YARDS	**4293**	**4681**
Avg. per Game	268.3	292.6
Total Offensive Plays	1000	961
Avg. per Play	4.3	4.9
NET YARDS RUSHING	**2120**	**2099**
Total Rushing Plays	588	496
Avg. per Rush	3.6	4.2
Avg. per Game	132.5	131.2
NET YARDS PASSING	**2173**	**2582**
Avg. per Game	135.8	161.4
Sacked/Yards Lost	23/160	29/219
Gross Yards Passing	2333	2801
Att./Completions	389/199	436/234
Completion Pct.	51.2	53.7
Had Intercepted	28	20
PUNTS/AVERAGE	**91/38.3**	**86/42.2**
NET PUNTING AVG.	**34.1**	**35.5**
PENALTIES/YARDS	**87/665**	**108/858**
FUMBLES/BALLS LOST	**19/10**	**29/15**
TOUCHDOWNS	**31**	**33**
Rushing	17	20
Passing	12	13
Returns	2	0

Score by Periods	1	2	3	4	OT	Total
Patriots	49	87	50	61	3	250
Opponents	48	77	57	102	0	284

SCORING	TO	Ru	Pa	Rt	PAT	FG	S	TP
Perryman	6	6	0	0	0	0	0	36
Staurovsky	0	0	0	0	14/15	7/11	0	35
Fryar	5	0	5	0	0	0	0	30
Stephens	5	4	0	1	0	0	0	30
Garcia	0	0	0	0	11/16	6/13	0	29
Morgan	4	0	4	0	0	0	0	24
Dawson	2	0	2	0	0	0	0	12
Dupard	2	2	0	0	0	0	0	12
Tatupu	2	2	0	0	0	0	0	12
Flutie	1	1	0	0	0	0	0	6
Grogan	1	1	0	0	0	0	0	6
C. James	1	1	0	0	0	0	0	6
Jones	1	0	1	0	0	0	0	6
Martin	1	0	0	1	0	0	0	6
PATRIOTS	**31**	**17**	**12**	**2**	**25/31**	**13/24**	**0**	**250**
Opponent	**33**	**20**	**13**	**0**	**33/33**	**17/26**	**1**	**284**

RUSHING	NO	YDS	AVG	LG	TO
Stephens	297	1168	3.9	52	4
Perryman	146	448	3.1	16	6
Flutie	38	179	4.7	16	1
Dupard	52	151	2.9	15	2
Tatupu	22	75	3.4	22	2
Allen	7	40	5.7	12	0
Eason	5	18	3.6	10	0
C. James	4	15	3.8	8t	1
Fryar	6	12	2.0	6	0
Grogan	6	12	2.0	6	1
Ramsey	3	8	2.7	9	0
Feagles	1	0	0.0	0	0
Morgan	1	-6	-6.0	-6	0
Patriots	**588**	**2120**	**3.6**	**52**	**17**
Opponents	**496**	**2099**	**4.2**	**36**	**20**

RECEIVING	NO	YDS	AVG	LG	TO
Dupard	34	232	6.8	15	0
Fryar	33	490	14.8	80t	5
Morgan	31	502	16.2	32	4
Jones	22	313	14.2	41t	1
Perryman	17	134	7.9	18	0
C. James	14	171	12.2	32	0
Stephens	14	98	7.0	17	0
Francis	11	161	14.6	51	0
Dawson	8	106	13.3	38	2
Tatupu	8	58	7.3	17	0
Martin	4	51	12.8	21	0
Scott	1	8	8.0	8	0
Johnson	1	5	5.0	5	0
Farrell	1	4	4.0	4	0
Patriots	**199**	**2333**	**11.7**	**80t**	**12**
Opponents	**234**	**2801**	**12.0**	**51t**	**13**

INTERCEPTIONS	NO	YDS	AVG	LG	TD
Clayborn	4	65	16.3	31	0
Marion	4	47	11.8	22	0
R. James	4	30	7.5	22	0
McSwain	2	51	25.5	42	0
Rembert	2	10	5.0	6	0
Jordan	1	31	31.0	31	0
McGrew	1	6	6.0	6	0
Lippett	1	4	4.0	4	0
Bowman	1	0	0.0	0	0
Patriots	**20**	**244**	**12.2**	**42**	**0**
Opponents	**28**	**286**	**10.2**	**40**	**0**

PUNTING	NO	YDS	AVG	TB	IN20	LG	BLK
Feagles	91	3482	38.3	8	24	74	0
Patriots	**91**	**3482**	**38.3**	**8**	**24**	**74**	**0**
Opp.	**86**	**3633**	**42.2**	**9**	**19**	**70**	**0**

PUNT RETURNS	NO	FC	YDS	AVG	LG	TD
Fryar	38	8	398	10.5	30	0
Bowman	0	1	0	0.0	0	0
Patriots	**38**	**9**	**398**	**10.5**	**30**	**0**
Opponents	**37**	**17**	**217**	**5.9**	**19**	**0**

KICK RETURNS	NO	YDS	AVG	LG	TD
Martin	31	735	23.7	95t	1
Allen	18	391	21.7	30	0
Davis	6	106	17.7	24	0
Fryar	1	3	3.0	3	0
Tatupu	1	13	13.0	13	0
Patriots	**57**	**1248**	**21.9**	**95t**	**1**
Opponents	**45**	**888**	**19.7**	**51**	**0**

Sacks: B.Williams 8.0, Tippett 7.0, Jordan 3.0, Rembert 3.0, Goad 2.0, McGrew 2.0, Veris 2.0, Hodge 1.0, TEAM 1.0. Patriots 29.0, Opponents 23.0.

FIELD GOALS	1-19	20-29	30-39	40-49	50+
Staurovsky	0/0	3/4	4/5	0/2	0/0
Garcia	0/0	2/3	1/3	2/5	1/2
Patriots	**0/0**	**5/7**	**5/8**	**2/7**	**1/2**
Opp.	**0/0**	**6/7**	**5/5**	**5/11**	**1/3**

Garcia: (47wl,39G,24G,47G) (50G,23G) (-) (-) (31wl) (43G,42wl) (43wr) (25wl, 52wl,39b).

Staurovsky: (35G) (-) (-) (22G,34G) (43wl,27wl) (34G,22G) (36s, 27G) (32G, 40wl).

Opponents: (29G) (39G,24G) (38G, 44G,41G) (46wl,46wr,49G) (20G) (25G, 43wl) (-) (30G,35G,33G) (-) (51G) (47G, 48G) (27G,54wl,50wr,23wl) (28G) (47wr, 41wr) (40s) (-).

1988 AFC Eastern Division

TEAM	W	L	T	PCT.	PF	PA
Buffalo	12	4	0	.750	329	237
Indianapolis	9	7	0	.563	354	315
Patriots	**9**	**7**	**0**	**.563**	**250**	**284**
NY Jets	8	7	1	.531	372	354
Miami	6	10	0	.375	319	380

AFC Championship: at Cincinnati 21, Buffalo 10

Super Bowl XXIII: San Francisco 20, Cincinnati 16; at Miami, Fla.

1988 Coaching Staff: Don Blackmon, Staff Assistant, Jim Carr, Defensive Backfield, Bobby Grier, Offensive Backfield, Ray Hamilton, Asst. Defensive Line, Rod Humenuik, Asst. Head Coach/Offensive Line, Harold Jackson, Receivers, Eddie Khayat, Defensive Line, Guy Morriss, Asst. Offensive Line, John Polonchek, QBs/Special Asst. to Head Coach, Dante Scarnecchia, Special Teams/TE's, Don Shinnick, Linebackers, Jerry Simmons,, Strength/Conditioning, Les Steckel, Quarterbacks/Receivers.

PASSING	ATT	CMP	YARDS	CMP%	YDS/ATT	TD	TD%	INT	INT%	LG	SK/YDS	RATING
Flutie	179	92	1150	51.4	6.42	8	4.5	10	5.6	80t	11/65	63.3
Grogan	140	67	834	47.9	5.95	4	2.9	13	9.3	41t	8/77	37.6
Eason	43	28	249	65.1	5.79	0	0.0	2	4.7	26	2/12	61.1
Ramsey	27	12	100	44.4	3.70	0	0.0	3	11.1	23	2/6	8.3
Patriots	**389**	**199**	**2333**	**51.2**	**5.99**	**12**	**3.1**	**28**	**7.2**	**80t**	**23/160**	**50.0**
Opps.	**436**	**234**	**2801**	**53.7**	**6.42**	**13**	**2.9**	**20**	**4.6**	**51t**	**29/219**	**64.4**

1989 FINAL OFFENSIVE STATISTICS (5-11)

Head Coach: Raymond Berry (5-11) • Fourth in AFC-East • Home Stadium: Sullivan Stadium

DATE	W/L	SCORE	OPPONENT	ATTENDANCE
9/10	W	27-24 at	NY Jets	64,541
9/17	L	10-24	Miami	57,043
9/24	L	3-24	Seattle	48,025
10/01	L	10-31 at	Buffalo	78,921
10/08	W	23-13	Houston	59,828
10/15	L	15-16 at	Atlanta	39,697
10/22	L	20-37 at	San Francisco	70,000
10/29	W	23-20 at	Indianapolis OT	59,356
11/05	L	26-27	NY Jets	53,366
11/12	L	24-28	New Orleans	47,680
11/19	W	33-24	Buffalo	49,663
11/26	L	21-24 at	LA Raiders	38,747
12/03	W	22-16	Indianapolis	32,234
12/10	L	10-31 at	Miami	55,913
12/17	L	10-28 at	Pittsburgh	26,594
12/24	L	20-24	LA Rams	37,940

Team Statistics

	PATS	OPP
TOTAL FIRST DOWNS	**335**	**297**
By Rushing	114	110
By Passing	87	176
By Penalty	34	11
Third Down: Md/Att.	92/240	72/199
Third Down: Eff.	38.3	36.2
Fourth Down: Md/Att.	10/29	5/12
Fourth Down: Eff.	34.5	41.7
TOTAL NET YARDS	**5456**	**5644**
Avg. per Game	341.0	352.8
Total Offensive Plays	1129	975
Avg. per Play	4.8	5.8
NET YARDS RUSHING	**1749**	**1978**
Total Rushing Plays	485	495
Avg. per Rush	3.6	4.0
Avg. per Game	109.3	123.6
NET YARDS PASSING	**3707**	**3666**
Avg. per Game	231.7	229.1
Sacked/Yards Lost	34/265	31/239
Gross Yards Passing	3972	3905
Att./Completions	610/302	449/259
Completion Pct.	49.5	57.7
Had Intercepted	27	16
PUNTS/AVERAGE	**64/37.4**	**81/42.1**
NET PUNTING AVG.	**31.3**	**35.2**
PENALTIES/YARDS	**63/509**	**111/954**
FUMBLES/BALLS LOST	**26/12**	**22/12**
TOUCHDOWNS	**30**	**48**
Rushing	12	19
Passing	17	27
Returns	1	2

Score by Periods	1	2	3	4	OT	Total
Patriots	47	66	71	110	3	297
Opponents	82	144	58	107	0	391

SCORING	TD	Ru	Pa	Rt	PAT	FG	S	TP
Davis	0	0	0	0	13/16	16/23	0	61
Staurovsky	0	0	0	0	14/14	14/17	0	56
Stephens	7	7	0	0	0	0	0	42
C. Jones	6	0	6	0	0	0	0	36
Dykes	5	0	5	0	0	0	0	30
Fryar	3	0	3	0	0	0	0	18
Morgan	3	0	3	0	0	0	0	18
Perryman	2	2	0	0	0	0	0	12
Allen	1	1	0	0	0	0	0	6
Dupard	1	1	0	0	0	0	0	6
Egu	1	1	0	0	0	0	0	6
Hurst	1	0	0	1	0	0	0	6
PATRIOTS	30	12	17	1	27/30	30/40	0	297
Opponent	48	19	27	2	46/48	19/26	0	391

RUSHING	NO	YDS	AVG	LG	TD
Stephens	244	833	3.4	35t	7
Perryman	150	562	3.7	18	2
Flutie	16	87	5.4	22	0
Dupard	25	63	2.5	10	1
Allen	11	51	4.6	18	1
Wilson	7	42	6.0	11	0
Tatupu	11	38	3.5	20	0
Egu	3	20	6.7	15t	1
Martin	2	20	10.0	13	0
Grogan	9	19	2.1	7	0
Fryar	2	15	7.5	11	0
C. Jones	1	3	3.0	3	0
Eason	2	-2	-1.0	0	0
Wonsley	2	-2	-1.0	0	0
Patriots	**485**	**1749**	**3.6**	**35t**	**12**
Opponents	**495**	**1978**	**4.0**	**58t**	**19**

RECEIVING	NO	YDS	AVG	LG	TD
Sievers	54	615	11.4	46	0
Dykes	49	795	16.2	42	5
C. Jones	48	670	14.0	65t	6
Fryar	29	537	18.5	52	3
Perryman	29	195	6.7	16	0
Morgan	28	486	17.4	55t	3
Stephens	21	207	9.9	37	0
Martin	13	229	17.6	37	0
Dawson	12	101	8.4	17	0
Tatupu	10	54	5.4	11	0
Dupard	6	70	11.7	45	0
Cook	3	13	4.3	5	0
Patriots	**302**	**3972**	**13.2**	**65t**	**17**
Opponents	**259**	**3905**	**15.1**	**74t**	**27**

INTERCEPTIONS	NO	YDS	AVG	LG	TD
Hurst	5	31	6.2	16t	1
James	2	50	25.0	28	0
Marion	2	19	9.5	18	0
McSwain	1	18	18.0	18	0
Feggins	1	4	4.0	4	0
Coleman	1	1	1.0	1	0
Clayborn	1	0	0.0	0	0
Rembert	1	0	0.0	0	0
Brown	1	-1	-1.0	-1	0
McGrew	1	-4	-4	-4	0
Patriots	**16**	**118**	**19.7**	**28**	**1**
Opponents	**27**	**338**	**12.5**	**55**	**2**

PUNTING	NO	YDS	AVG	NET	TB	IN20	LG	BLK
Feagles	63	2392	38.0	31.3	2	13	64	1
Patriots	**64**	**2392**	**37.4**	**31.3**	**2**	**13**	**64**	**1**
Opp.	**81**	**3413**	**42.1**	**35.2**	**9**	**15**	**76**	**0**

PUNT RETURNS	NO	FC	YDS	AVG	LG	TD
Martin	19	2	164	8.6	28	0
Tucker	13	1	102	7.8	25	0
Fryar	12	1	107	8.9	20	0
Hurst	1	0	6	6.0	6	0
Taylor	0	2	0	0.0	0	0
Patriots	**45**	**6**	**379**	**8.4**	**28**	**0**
Opponents	**38**	**6**	**346**	**9.1**	**17**	**0**

KICK RETURNS	NO	YDS	AVG	LG	TD
Martin	24	584	24.3	38	0
Tucker	13	270	20.8	37	0
Rice	11	242	22.0	46	0
Allen	6	124	20.7	29	0
Taylor	3	52	17.3	22	0
Wonsley	3	69	23.0	40	0
Egu	2	26	13.0	22	0
Hodge	2	19	9.5	11	0
Timpson	2	13	6.5	13	0
Fryar	1	47	47.0	47	0
Rehder	1	14	14.0	14	0
Tatupu	1	2	2.0	2	0
Patriots	**69**	**1462**	**21.2**	**47**	**0**
Opponents	**61**	**1199**	**19.7**	**60**	**0**

Sacks: B. Williams 8.0, Jeter 7.0, McGrew 4.5, Brown 4.0, Sims 3.0, Rembert 2.5, Goad 1.0, Team 1.0. Patriots 31.0, Opponents 34.0.

Field Goals	1-19	20-29	30-39	40-49	50+
Davis	0/0	3/3	6/9	5/9	2/2
Staurovsky	0/0	4/4	5/7	4/5	1/1
Patriots	**0/0**	**7/7**	**11/16**	**9/14**	**3/3**
Opp.	**3/3**	**6/7**	**8/10**	**2/4**	**0/2**

Davis: (-) (40wr,28G) (35G) (35G,37wl) (30G, 45s,34G,43G) (52G,32G,32G) (49G,21G) (47G, 38wr,48G,46wr,51G) (47G,43wr,26G, 39s).
Staurovsky: (44G) (34G,24G,34G, 38G) (-) (40wr,44G,37G,34s, 24G,50G,23G) (36G) (20G, 37ng) (44G,48G).

Opponents: (40G) (31G) (23G) (36G) (46G, 22G) (30G,30G,40w,22G) (33b, 23G,45b) (32G, 39G) (18G,23G) (-) (24wr,31G) (45wl, 32G) (18) (23) (-) (19G, 50s,50wl).

1989 AFC Eastern Division

Team	W	L	T	Pct.	PF	PA
Buffalo	9	7	0	.563	409	317
Indianapolis	8	8	0	.500	298	301
Miami	8	8	0	.500	331	379
Patriots	**5**	**11**	**0**	**.313**	**297**	**391**
NY Jets	4	12	0	.250	253	411

AFC Championship: at Denver 37, Cleveland 21

Super Bowl XXIV: San Francisco 55, Denver 10; at New Orleans, LA.

1989 Coaching Staff: Don Blackmon, Linebackers, Jim Carr, Defensive Backfield, Bobby Grier, Offensive Backfield, Ray Hamilton, Asst. Defensive Line, Harold Jackson, Receivers, Eddie Khayat, Defensive Line, Guy Morriss, Asst. Offensive Line, John Polonchek, QBs/Special Asst. to Head Coach, Keith Rowan, Special Teams, Don Shinnick, Linebackers, Jerry Simmons, Strength/Conditioning, Richard Wood, Receivers

PASSING	ATT	CMP	YARDS	CMP%	YDS/ATT	TD	TD%	INT	INT%	LG	SK/YDS	RATING
Grogan	261	133	1697	51.0	6.50	9	3.4	14	5.4	55t	8/64	60.8
Wilson	150	75	1006	50.0	6.71	3	2.0	5	3.3	65t	10/71	64.5
Eason	105	57	761	54.3	7.25	3	2.9	4	3.8	45	10/78	71.2
Flutie	91	36	493	39.6	5.42	2	2.2	4	4.4	36	6/52	46.6
Feagles	2	0	0	0.0	0.0	0	0.0	0	0.0	0	0/0	--
Tatupu	1	1	15	100.0	15.00	0	0.0	0	0.0	15	0/0	147.9
Patriots	**610**	**302**	**3972**	**49.5**	**6.51**	**17**	**2.8**	**27**	**4.4**	**65t**	**34/265**	**61.3**
Opps.	**449**	**259**	**3905**	**57.7**	**8.70**	**27**	**6.0**	**16**	**3.6**	**74t**	**31/239**	**91.3**

1990 FINAL OFFENSIVE STATISTICS (1-15)

Head Coach: Rod Rust (1-15) • Fifth in AFC-East • Home Stadium: Foxboro Stadium

DATE	W/L	SCORE	OPPONENT	ATTENDANCE
9/09	L	24-27	Miami	45,305
9/16	W	16-14 at	Indianapolis	49,256
9/23	L	7-41 at	Cincinnati	56,470
9/30	L	13-37	NY Jets	36,724
10/07	L	20-33	Seattle	39,735
10/18	L	10-17 at	Miami	62,630
10/28	L	10-27	Buffalo	51,959
11/04	L	20-48 at	Philadelphia	65,514
11/11	L	10-13	Indianapolis	28,924
11/18	L	0-14 at	Buffalo	74,720
11/25	L	14-34 at	Phoenix	30,110
12/02	L	7-37	Kansas City	26,280
12/09	L	3-24 at	Pittsburgh	48,354
12/15	L	10-25	Washington	22,286
12/23	L	7-42 at	NY Jets	30,250
12/30	L	10-13	NY Giants	60,410

Team Statistics

	PATS	OPP
TOTAL FIRST DOWNS	239	307
By Rushing	65	151
By Passing	156	139
By Penalty	18	17
Third Down: Md/Att.	86/227	84/192
Third Down: Eff.	37.9	43.8
Fourth Down: Md/Att.	2/12	7/13
Fourth Down: Eff.	16.7	53.8
POSSESSION AVG.	28:21	31:39
TOTAL NET YARDS	4163	5697
Avg. per Game	260.2	356.1
Total Offensive Plays	955	972
Avg. per Play	4.4	5.9
NET YARDS RUSHING	1398	2676
Total Rushing Plays	383	565
Avg. per Game	87.4	167.3
NET YARDS PASSING	2765	3021
Avg. per Game	172.8	188.8
Sacked/Yards Lost	58/443	33/224
Gross Yards Passing	3208	3245
Att./Completions	514/274	374/218
Completion Pct.	53.3	58.3
Had Intercepted	20	14
PUNTS/AVERAGE	92/40.8	56/40.8
NET PUNTING AVG.	33.6	36.6
PENALTIES/YARDS	99/742	73/488
FUMBLES/BALLS LOST	33/16	25/18
TOUCHDOWNS	19	52
Rushing	4	29
Passing	4	21
Returns	1	2

Score by Periods	1	2	3	4	OT	Total
Patriots	30	81	30	40	0	181
Opponents	120	128	88	110	0	446

SCORING	TO	Ru	Pa	Rt	PAT	FG	S	TP
Stauvovsky	0	0	0	0	19/19	16/22	0	67
Cook	5	0	5	0	0	0	0	30
Fryar	4	0	4	0	0	0	0	24
Stephens	3	2	1	0	0	0	0	18
Dykes	2	0	2	0	0	0	0	12
Adams	1	0	1	0	0	0	0	6
Allen	1	1	0	0	0	0	0	6
Martin	1	0	1	0	0	0	0	6
Perryman	1	1	0	0	0	0	0	6
B. Williams	1	0	0	1	0	0	0	6
PATRIOTS	19	4	14	1	19/19	16/22	0	181
Opponent	54	29	21	2	51/52	27/31	1	446

RUSHING	NO	YDS	AVG	LG	TO
Stephens	212	808	3.8	26	2
Allen	63	237	3.8	29	1
Adams	28	111	4.0	13	0
Perryman	32	97	3.0	13	1
Hodson	12	79	6.6	23	0
Tatupu	16	56	3.5	15	0
Overton	5	8	1.6	6	0
Wilson	5	7	1.4	6	0
Morris	2	4	2.0	3	0
Gannon	1	0	0.0	0	0
Hansen	1	0	0.0	0	0
Fryar	2	-4	-2.0	-1	0
Grogan	4	-5	-1.3	0	0
Patriots	383	1398	3.7	29	4
Opponents	565	2676	4.7	80t	29

RECEIVING	NO	YDS	AVG	LG	TD
Fryar	54	856	15.9	56	4
Cook	51	455	8.9	35t	5
Dykes	34	549	16.1	35t	2
Stephens	28	196	7.0	43	1
McMurtry	22	240	10.9	26	0
Jones	21	301	14.3	26	0
Adams	16	146	9.1	28	1
Perryman	15	88	5.9	15	0
Sievers	8	77	9.6	25	0
Mowatt	6	67	11.2	16	0
Allen	6	48	8.0	19	0
Timpson	5	91	18.2	42	0
Martin	4	65	16.3	19t	1
Overton	2	19	9.5	15	0
Tatupu	2	10	5.0	6	0
Patriots	274	3208	11.7	56	14
Opponents	218	3245	14.9	86t	21

INTERCEPTIONS	NO	YDS	AVG	LG	TD
Lippett	4	94	23.5	73	0
Hurst	4	61	15.3	36	0
Marion	4	17	4.3	16	0
Rembert	2	22	11.0	11	0
Patriots	14	194	13.9	73	0
Opponents	20	143	7.2	42	0

PUNTING	NO	YDS	AVG	NET	TB	IN20	LG	BLK
Feagles	90	3752	41.7	33.6	8	18	69	2
Patriots	92	3752	40.8	33.6	8	18	69	2
Opp.	56	2282	40.8	36.6	5	17	70	1

PUNT RETURNS	NO	FC	YDS	AVG	LG	TD
Fryar	28	10	133	4.8	17	0
Martin	1	0	1	1.0	1	0
PATRIOTS	29	10	134	4.6	17	0
OPPONENTS	50	13	503	10.1	34	0

KICK RETURNS	NO	YDS	AVG	LG	TD
Martin	25	515	20.6	38	0
Allen	11	168	15.3	34	0
Morris	11	202	18.4	22	0
Robinson	11	211	19.2	27	0
Overton	10	188	18.8	23	0
Timpson	3	62	20.7	26	0
P.Coleman	2	18	9.0	12	0
Jones	2	24	12.0	13	0
Adams	1	7	7.0	7	0
Gordon	1	43	43.0	43	0
McSwain	1	0	0.0	0	0
Patriots	78	1438	18.4	38	0
Opponents	38	665	17.5	38	0

Sacks: Williams, B. 6.0, Tippett 3.5, Hobby 3.0, Singleton, 3.0, Agnew 2.5, Brown 2.5, Goad 2.5, McSwain 2.0, Veris 2.0, Williams, E. 2.0, Smith 1.5, Rembert 1.0, Reynolds 1.0, Gannon 0.5. Patriots 33.0, Opponents 58.0.

FIELD GOALS	1-19	20-29	30-39	40-49	50+
Stauvovsky	1/1	3/3	3/3	8/11	1/4
Patriots	1/1	3/3	3/3	8/11	1/4
Opp.	4/4	6/6	9/10	6/7	2/4

Stauvovsky: (42G,57s) (49wl,39G, 27G, 25G) (-) (46G, 40G) (53G,48G) (41G, 52ng) (32G) (39G,49ng,44G) (29G) (-) (-) (-) (49G) (42G) (50wl) (19G,42wl).

Opponents: (31G,37G) (-) (46G,23G) (24G,18G,46G) (31G,19G,55wr) (47G) (35G,35G) (27G,34G) (54G,38G) (30wl) (50ng,29G,50G) (19G,32G,45G) (42G) (19G,38G,26G) (-) (44G,41wl,27G).

1990 AFC Eastern Division

TEAM	W	L	T	PCT.	PF	PA
Buffalo	13	3	0	.813	428	263
Miami*	12	4	0	.750	336	242
Indianapolis	7	9	0	.438	281	353
NY Jets	6	10	0	.375	295	345
Patriots	1	15	0	.063	181	446

*Wild Card

AFC Championship: at Buffalo 51, LA Raiders 3

Super Bowl XXV: NY Giants 20, Buffalo 19; at Tampa, Fla.

1990 Coaching Staff: Don Blackmon, Linebackers, Steve Crosby, Special Teams/Tight Ends, Bobby Grier, Offensive Backfield, Rod Humenuik, Offensive Line, Dale Lindsey, Defensive Line, Steve Nelson, Linebackers, John Polonchek, QBs/Special Asst. to Head Coach, Jimmy Raye, Offensive Coordinator/ Quarterbacks, Jerry Simmons, Strength/ Conditioning, Charlie Sumner, Defensive Coordinator/ Secondary, Richard Wood, Receivers.

PASSING	ATT	CMP	YARDS	CMP%	YDS/ATT	TD	TD%	INT	INT%	LG	SK/YDS	RATING
Wilson	265	139	1625	52.5	6.13	6	2.3	11	4.2	36t	29/228	61.6
Hodson	156	85	968	54.5	6.21	4	2.6	5	3.2	56	20/147	68.5
Grogan	92	50	615	54.3	6.68	4	4.3	3	3.3	48	9/68	76.1
Stephens	1	0	0	0.0	0.00	0	0.0	1	100.0	0	0/0	--
Patriots	514	274	3208	53.3	6.24	14	2.7	20	3.9	56	58/443	65.4
Opps.	374	218	3245	58.3	8.68	21	5.6	14	3.7	86t	33/224	89.9

1991 FINAL OFFENSIVE STATISTICS (6-10)

Head Coach: Dick MacPherson (6-10) • Fourth in AFC-East • Home Stadium: Foxboro Stadium

DATE	W/L	SCORE	OPPONENT	ATTENDANCE
9/01	W	16-7 at	Indianapolis	49,961
9/08	L	0-20	Cleveland	35,377
9/15	L	6-20 at	Pittsburgh	53,703
9/22	W	24-20	Houston	30,702
9/29	L	10-24 at	Phoenix	26,043
10/06	L	10-20	Miami	49,749
10/20	W	26-23	Minnesota OT	45,367
10/27	L	6-9	Denver	43,994
11/03	L	17-22 at	Buffalo	78,278
11/10	L	20-30 at	Miami	56,065
11/17	L	21-28	NY Jets	30,743
11/24	W	16-13	Buffalo	47,053
12/01	L	3-20 at	Denver	67,116
12/08	W	23-17	Indianapolis OT	20,131
12/15	W	6-3 at	NY Jets	55,689
12/22	L	7-29 at	Cincinnati	46,394

Team Statistics

	PATS	OPP
TOTAL FIRST DOWNS	259	312
By Rushing	93	94
By Passing	155	199
By Penalty	11	19
Third Down: Md/Att.	72/213	95/228
Third Down: Eff.	33.8	41.7
Fourth Down: Md/Att.	6/13	4/14
Fourth Down: Eff.	46.2	28.6
POSSESSION AVG.	29:27	30:33
TOTAL NET YARDS	4473	5431
Avg. per Game	279.6	339.4
Total Offensive Plays	977	1050
Avg. per Play	4.4	5.9
NET YARDS RUSHING	1467	1579
Total Rushing Plays	433	460
Avg. per Game	91.7	98.7
NET YARDS PASSING	3006	3852
Avg. per Game	187.9	240.8
Sacked/Yards Lost	63/436	25/183
Gross Yards Passing	3442	4035
Att./Completions	481/284	565/335
Completion Pct.	59.0	59.3
Had Intercepted	22	12
PUNTS/AVERAGE	82/39.0	69/42.2
NET PUNTING AVG.	34.6	36.2
PENALTIES/YARDS	97/667	83/608
FUMBLES/BALLS LOST	34/20	31/19
TOUCHDOWNS	22	31
Rushing	9	5
Passing	11	25
Returns	2	1

Score by Periods	1	2	3	4	OT	Total
Patriots	40	55	23	84	9	211
Opponents	53	122	32	98	0	305

SCORING	TD	Ru	Pa	Rt	PAT	FG	S	TP
Staurovsky	0	0	0	0	10/11	13/19	0	49
Baumann	0	0	0	0	9/10	7/10	0	30
Russell	4	4	0	0	0	0	0	24
Cook	3	0	3	0	0	0	0	18
Fryar	3	0	3	0	0	0	0	18
Vaughn	3	2	0	1	0	0	0	18
McMurtry	2	0	2	0	0	0	0	12
Stephens	2	2	0	0	0	0	0	12
Timpson	2	0	2	0	0	0	0	12
Childress	1	0	0	1	0	0	0	6
Coates	1	0	1	0	0	0	0	6
Millen	1	1	0	0	0	0	0	6
PATRIOTS	22	9	11	2	19/21	20/29	0	211
Opponent	31	5	25	1	30/31	29/42	1	305

RUSHING	NO	YDS	AVG	LG	TD
Russell	266	959	3.6	24	4
Stephens	63	163	2.6	13	2
Vaughn	31	146	4.7	23	2
Millen	31	92	3.0	14	1
Hunter	18	53	2.9	9	0
Allen	13	50	3.8	11	0
Fryar	2	11	5.5	9	0
Adams	2	3	1.5	2	0
Chilton	1	0	0.0	0	0
Hodson	4	0	0.0	0	0
Timpson	1	-4	-4.0	-4	0
Coates	1	-6	-6.0	-6	0
Patriots	383	1398	3.7	29	4
Opponents	460	1598	3.4	37	5

RECEIVING	NO	YDS	AVG	LG	TD
Cook	82	808	9.9	49	3
Fryar	68	1,014	14.9	56t	3
McMurtry	41	614	15.0	40	2
Timpson	25	471	18.8	60t	2
Russell	18	81	4.5	18	0
Stephens	16	119	7.4	24	0
Hunter	11	97	8.8	25	0
Coates	10	95	9.5	17	1
Vaughn	9	89	9.9	32	0
Carpenter	3	45	15.0	23	0
Allen	1	9	9.0	9	0
Patriots	284	3442	12.1	60t	11
Opponents	335	4035	12.0	65t	25

INTERCEPTIONS	NO	YDS	AVG	LG	TD
Hurst	3	21	7.0	21	0
Marion	2	33	16.5	33	0
Lippett	2	27	13.5	27	0
Henderson	2	2	1.0	2	0
Washington	2	0	0.0	0	0
Tippett	1	10	10.0	10	0
Patriots	12	93	7.8	33	0
Opponents	22	154	7.0	27	0

PUNTING	ND	YDS	AVG	NET	TB	IN20	LG	BLK
McCarthy	66	2650	40.2	35.7	3	17	93	2
Wagner	14	548	39.1	29.1	0	0	54	0
Patriots	82	3198	39.0	34.6	3	17	93	2
Opp.	69	2909	42.2	36.2	10	16	71	0

PUNT RETURNS	ND	FC	YDS	AVG	LG	TD
Henderson	27	10	201	7.4	39	0
Fryar	2	4	10	5.0	10	0
Pool	1	0	0	0.0	0	0
Zackery	1	0	0	0.0	0	0
Patriots	31	14	211	6.8	39	0
Opponents	37	20	303	8.2	40	1

KICK RETURNS	NO	YDS	AVG	LG	TD
Vaughn	34	717	21.1	99t	1
Allen	8	161	20.1	31	0
Martin	8	178	22.3	26	0
Hobby	2	0	0.0	0	0
Timpson	2	37	18.5	21	0
Coates	1	6	6.0	6	0
Rakoczy	1	9	9.0	9	0
Rembert	0	0	0.0	0	0
Patriots	56	1108	19.8	99t	1
Opponents	51	850	16.7	49	0

Sacks: Tippett 8.5, Veris 4.0, B. Williams 3.5, Brown 3.0, Agnew 2.0, Hobby 2.0, Howard 1.0, Singleton 1.0. Patriots, 25.0, Opponents, 63.0.

FIELD GOALS	1-19	20-29	30-39	40-49	50+
Staurovsky	1/1	2/3	9/12	1/3	0/0
Baumann	0/0	2/2	1/3	4/4	0/1
Patriots	1/1	4/5	10/15	5/7	0/1
Opp.	2/2	12/14	7/7	8/17	0/2

Staurovsky: (35G,39G,36G) (-) (435n, 33G,28G) (33G) (38n,39G) (37G) (38G, 36n,42G) (20G,17G,25n) (46n,36G,35n).
Baumann: (44G,37G) (39n) (51b,46G, 32n) (23G) (24G) (45G,41G) (-).

Opponents: (44wl,52wr,42wl,48b) (30G, 32G) (49G,32G) (28G,38G) (42N,47G) (47G,58n,25G) (23G,32G,47n,23G) (35G, 18G,47n,34G) (19G,47n,21G,42G) (21G, 42G,49n,44G) (-) (23G,29G) (20G, 24G) (43n,40G)(23n,23G,27n)(49G,25G).

1991 AFC Eastern Division

TEAM	W	L	T	PCT.	PF	PA
Buffalo	13	3	0	.813	458	224
NY Jets*	8	8	0	.500	314	293
Miami	8	8	0	.500	343	349
New England	6	10	0	.375	211	305
Indianapolis	1	15	0	.063	143	381

*Wild Card

AFC Championship: at Buffalo 10, Denver 7

Super Bowl XXVI: Washington 37, Buffalo 24; at Minneapolis, MN

1991 Coaching Staff: Joel Collier Asst. Running Backs/ Receivers, Joe Collier, Defensive Coordinator, Dick Coury, Offensive Coordinator, Ivan Fears, Wide Receivers, Norm Gerber, Inside Linebackers, Bobby Grier, Offensive Backfield, Rod Humenuik, Offensive Line, Stan Jones, Defensive Line, Myrel Moore, Outside Linebackers, Dante Scarnecchia, Special Teams/TE's , Dave Uyrus, Asst. Special Teams/Defensive Line, Charlie West, Defensive Backs.

PASSING	ATT	CMP	YARDS	CMP%	YDS/ATT	TD	TD%	INT	INT%	LG	SK/YDS	RATING
Millen	409	246	3073	60.1	7.51	9	2.2	18	4.4	60t	54/379	72.5
Hodson	68	36	345	52.9	5.07	1	1.5	4	5.9	32	9/57	47.7
Vaughn	2	1	13	50.0	6.50	1	50.0	0	0.0	13t	0/0	237.5
Fryar	1	0	0	0.0	0.00	0	0	0	0	0	0/0	--
McCarthy	1	1	11	100.0	11.0	0	0.0	0	0.0	11	0/0	131.3
Patriots	481	284	3442	59.0	7.16	11	2.3	22	4.6	60t	63/436	69.7
Opps.	565	335	4035	59.3	7.14	25	4.4	12	2.1	65t	25/183	87.1

1992 FINAL OFFENSIVE STATISTICS (2-14)

Head Coach: Dick MacPherson (2-14) • Fifth in AFC-East • Home Stadium: Foxboro Stadium

DATE	W/L	SCORE	OPPONENT	ATTENDANCE
9/06		BYE		
9/13	L	0-14	at LA Rams	40,402
9/20	L	6-10	Seattle	42,327
9/27	L	7-41	Buffalo	52,527
10/4	L	21-30	at NY Jets	60,108
10/11	L	12-24	San Francisco	54,126
10/18	L	17-38	at Miami	57,282
10/25	L	17-19	Cleveland	32,219
11/01	L	7-16	at Buffalo	78,268
11/08	L	14-31	New Orleans	45,413
11/15	W	37-34	at Indianapolis OT	42,631
11/22	W	24-3	NY Jets	27,642
11/29	L	0-34	at Atlanta	54,494
12/06	L	0-6	Indianapolis	19,429
12/13	L	20-27	at Kansas City	52,208
12/20	L	10-20	at Cincinnati	45,355
12/27	L	13-16	Miami OT	34,726

Team Statistics

	PATS	OPP
TOTAL FIRST DOWNS	**215**	**292**
By Rushing	71	112
By Passing	130	149
By Penalty	14	31
Third Down: Md/Att.	72/223	77/214
Third Down: Eff.	32.3	36.0
Fourth Down: Md/Att.	8/19	6/15
Fourth Down: Eff.	42.1	40.0
POSSESSION AVG.	**28:28**	**31:32**
TOTAL NET YARDS	**3584**	**5048**
Avg. per Game	224.0	315.5
Total Offensive Plays	928	1000
Avg. per Play	3.9	5.0
NET YARDS RUSHING	**1550**	**1951**
Total Rushing Plays	419	521
Avg. per Game	96.6	121.9
NET YARDS PASSING	**2034**	**3097**
Avg. per Game	127.1	193.6
Sacked/Yards Lost	65/458	20/114
Gross Yards Passing	2492	3211
Att./Completions	444/244	459/258
Completion Pct.	55.0	56.2
Had Intercepted	19	14
PUNTS/AVERAGE	**103/40.9**	**75/40.6**
NET PUNTING AVG.	**35.4**	**35.3**
PENALTIES/YARDS	**111/1051**	**90/673**
FUMBLES/BALLS LOST	**43/26**	**30/15**
TOUCHDOWNS	**25**	**40**
Rushing	6	15
Passing	13	22
Returns	6	3

Score by Periods	1	2	3	4	OT	Total
Patriots	61	51	32	58	3	205
Opponents	84	80	88	108	3	363

SCORING	TD	Ru	Pa	Rt	PAT	FG	S	TP
Baumann	0	0	0	0	22/24	11/17	0	55
Fryar	4	0	4	0	0	0	0	24
Coates	3	0	3	0	0	0	0	18
Brown	2	0	0	2	0	0	0	12
Cook	2	0	2	0	0	0	0	12
Russell	2	2	0	0	0	0	0	12
Stephens	2	2	0	0	0	0	0	12
Turner	2	0	2	0	0	0	0	12
Vaughn	2	1	0	1	0	0	0	12
Gash	1	1	0	0	0	0	0	6
Goad	1	0	0	1	0	0	0	6
McMurtry	1	0	1	0	0	0	0	6
Pool	1	0	0	1	0	0	0	6
Singleton	1	0	0	1	0	0	0	6
Timpson	1	0	1	0	0	0	0	6
PATRIOTS	25	6	13	6	22/25	11/17	0	205
Opponent	40	15	22	3	40/40	27/41	1	363

RUSHING	NO	YDS	AVG	LG	TD
Vaughn	113	451	4.0	36	1
Russell	123	390	3.2	23	2
Stephens	75	277	3.7	19	2
Lockwood	35	162	4.6	23	0
Millen	17	108	6.4	26	0
Zolak	18	71	3.9	19	0
Turner	10	40	4.0	11	0
Carlson	11	32	2.9	7	0
Hodson	5	11	2.2	5	0
Gash	5	7	1.4	4	1
Fryar	1	6	6.0	6	0
McMurtry	2	3	1.5	2	0
Coates	1	2	2.0	2	0
McCarthy	3	-10	-3.3	0	0
Patriots	**419**	**1550**	**3.7**	**36**	**6**
Opponents	**521**	**1951**	**3.7**	**53**	**15**

RECEIVING	ND	YDS	AVG	LG	TD
Fryar	55	791	14.4	54t	4
Cook	52	413	7.9	27	2
McMurtry	35	424	12.1	65t	1
Timpson	26	315	12.1	25	1
Stephens	21	161	7.7	32	0
Coates	20	171	8.6	22t	3
Vaughn	13	84	6.5	28	0
Russell	11	24	2.2	12	0
Turner	7	52	7.4	19t	2
Stanley	3	63	21.0	36	0
Hodson	1	-6	-6.0	-6	0
Patriots	**244**	**2492**	**10.2**	**65t**	**13**
Opponents	**258**	**3211**	**12.4**	**56**	**22**

INTERCEPTIONS	NO	YDS	AVG	LG	TD
Henderson	3	43	14.3	34	0
Hurst	3	29	9.7	27	0
Pool	2	54	27.0	41t	1
Robbins	2	27	13.5	20	0
Singleton	1	82	82.0	82t	1
Brown	1	49	49.0	49t	1
Howard	1	1	1.0	1	0
Smith	1	0	0.0	0	0
Patriots	**14**	**285**	**20.4**	**82t**	**3**
Opponents	**19**	**232**	**12.2**	**47**	**0**

PUNTING	NO	YDS	AVG	NET	TB	IN20	LG	BLK
McCarthy	103	4212	40.9	35.4	4	18	61	0
Patriots	**103**	**4212**	**40.9**	**35.4**	**4**	**18**	**61**	**0**
Opp.	**75**	**3045**	**40.6**	**35.3**	**6**	**27**	**59**	**0**

PUNT RETURNS	NO	FC	YDS	AVG	LG	TD
Stanley	28	17	227	8.1	50	0
Timpson	8	2	47	5.9	14	0
Lambert	1	0	0	0.0	0	0
Fryar	0	1	0	0.0	0	0
Patriots	**37**	**20**	**274**	**7.4**	**50**	**0**
Opponents	**59**	**21**	**484**	**8.2**	**53t**	**1**

KICK RETURNS	NO	YDS	AVG	LG	TD
Stanley	29	529	18.2	40	0
Vaughn	20	564	28.2	100t	1
Lockwood	11	233	21.2	36	0
Timpson	2	28	14.0	28	0
Hobby	1	11	11.0	11	0
Turner	1	11	11.0	11	0
Patriots	**64**	**1376**	**21.5**	**100t**	**1**
Opponents	**45**	**749**	**16.6**	**39**	**0**

Sacks: Tippett 7.0, B. Williams 4.0, Goad 2.5, Agnew 1.0, Edwards 1.0, Howard 1.0, Lambert 1.0, Rembert 1.0, Sabb 1.0, Brown 0.5. Patriots 20.0, Opponents 65.0.

FIELD GOALS	1-19	20-29	30-39	40-49	50+
Baumann	2/2	4/4	3/7	2/4	0/0
Patriots	**2/2**	**4/4**	**3/7**	**2/4**	**0/0**
Opp.	**0/0**	**9/10**	**11/16**	**6/12**	**1/3**

Baumann: (38n) (-) (-) (39n) (24G,44G) (19G,44b) (30G) (-) (-) (36G,44G,18G) (32G) (48n) (37n) (38n) (27G) (25G, 29G).

Opponents: (47n,39n,25n) (25G,33n) (42G,30G) (37G,40G,47G) (51n,36G) (34G) (29G,28G,21G,54n,44n,31n,32G) (-) (46G) (35n,42n,48G,33G) (27G) (43n, 26G,54G) (31n,30G,48G) (30G, 26G) (47n,42n,21G,39G) (38G,23G,35G).

1992 AFC Eastern Division

TEAM	W	L	T	PCT.	PF	PA
Miami	11	5	0	.688	340	281
Buffalo*	11	5	0	.688	381	283
Indianapolis	9	7	0	.563	216	302
NY Jets	4	12	0	.250	220	315
Patriots	**2**	**14**	**0**	**.125**	**205**	**363**

*Wild Card

AFC Championship: Buffalo 29, at Miami 10

Super Bowl XXVII: Dallas 52, Buffalo 17; Pasadena, CA

1992 Coaching Staff: Joel Collier, Asst. Running Backs/ Receivers, Joe Collier, Defensive Coordinator, Dick Coury, Offensive Coordinator, Ivan Fears, Wide Receivers, Norm Gerber, Inside Linebackers, Bobby Grier, Offensive Backfield, Rod Humenuik, Offensive Line, Stan Jones, Defensive Line, Myrel Moore, Outside Linebackers, Dante Scarnecchia, Special Teams/TE's , Dave Uyrus, Asst. Special Teams/Defensive Line, Charlie West, Defensive Backs.

PASSING	ATT	CMP	YARDS	CMP%	YDS/ATT	TD	TD%	INT	INT%	LG	SK/YDS	RATING
Millen	203	124	1203	61.1	5.93	8	3.9	10	4.9	39	33/204	70.3
Zolak	100	52	561	52.0	5.61	2	2.0	4	4.0	65t	17/137	58.8
Hodson	91	50	496	54.9	5.45	2	2.2	2	2.2	54t	12/96	68.8
Carlson	49	18	232	36.7	4.73	1	2.0	3	6.1	40	3/21	33.7
McMurtry	1	0	0	0.0	0.00	0	0.0	0	0.0	0	0/0	--
Patriots	**444**	**244**	**2492**	**55.0**	**5.61**	**13**	**2.9**	**19**	**4.3**	**65t**	**65/458**	**63.2**
Opps.	**459**	**258**	**3211**	**56.2**	**7.00**	**22**	**4.8**	**14**	**3.1**	**56**	**20/114**	**81.3**

1993 FINAL OFFENSIVE STATISTICS (5-11)

Head Coach: Bill Parcells (5-11) • Fourth in AFC-East • Home Stadium: Foxboro Stadium

DATE	W/L	SCORE	OPPONENT	ATTENDANCE
9/05	L	14-38 at	Buffalo	79,751
9/12	L	16-19	Detroit OT	54,151
9/19	L	14-17	Seattle	50,392
9/26	L	7-45 at	NY Jets	64,836
10/03			BYE	
10/10	W	23-21 at	Phoenix	36,115
10/17	L	14-28	Houston	51,037
10/24	L	9-10 at	Seattle	56,526
10/31	L	6-9 at	Indianapolis	46,522
11/07	L	10-13	Buffalo OT	54,326
11/21	L	13-17 at	Miami	59,982
11/28	L	0-6	NY Jets	42,810
12/05	L	14-17 at	Pittsburgh	51,358
12/12	W	7-2	Cincinnati	29,794
12/19	W	20-17 at	Cleveland	48,618
12/26	W	38-0	Indianapolis	26,571
1/02/94	W	33-27	Miami OT	53,883

Team Statistics

	PATS	OPP
TOTAL FIRST DOWNS	315	269
By Rushing	116	97
By Passing	169	161
By Penalty	30	11
Third Down: Md/Att.	92/237	96/231
Third Down: Eff.	38.8	41.6
Fourth Down: Md/Att.	13/27	5/13
Fourth Down: Eff.	48.1	38.5
POSSESSION AVG.	29:43	30:17
TOTAL NET YARDS	5065	4796
Avg. per Game	316.6	299.8
Total Offensive Plays	1091	1013
Avg. per Play	4.6	4.7
NET YARDS RUSHING	1780	1951
Total Rushing Plays	502	505
Avg. per Game	111.3	121.9
NET YARDS PASSING	3285	2845
Avg. per Game	205.3	177.8
Sacked/Yards Lost	23/127	34/242
Gross Yards Passing	3412	3087
Att./Completions	566/289	474/280
Completion Pct.	51.1	59.1
Had Intercepted	24	13
PUNTS/AVERAGE	76/40.7	90/41.2
NET PUNTING AVG.	34.8	34.7
PENALTIES/YARDS	65/468	111/803
FUMBLES/BALLS LOST	30/10	20/9
TOUCHDOWNS	26	32
Rushing	9	9
Passing	17	20
Returns	0	3

Score by Periods	1	2	3	4	OT	Total
Patriots	33	60	54	85	6	238
Opponents	41	103	26	110	6	286

SCORING	TD	Ru	Pa	Rt	PAT	FG	S	TP
Sisson	0	0	0	0	15/15	14/26	0	57
Coates	8	0	8	0	0	0	0	48
Russell	7	7	0	0	0	0	0	42
Bahr	0	0	0	0	10/10	5/5	0	25
Brisby	2	0	2	0	0	0	0	12
Timpson	2	0	2	0	0	0	0	12
Turner	2	0	2	0	0	0	0	12
Cook	1	0	1	0	0	0	0	6
Crittenden	1	0	1	0	0	0	0	6
Croom	1	1	0	0	0	0	0	6
Gash	1	1	0	0	0	0	0	6
McMurtry	1	0	1	0	0	0	0	6
Patriots	26	9	17	0	25/25	19/31	0	238
Opponent	32	9	20	3	32/32	20/24	1	286

RUSHING	NO	YDS	AVG	LG	TD
Russell	300	1088	3.6	21	7
Turner	50	231	4.6	49	0
Croom	60	198	3.3	22	1
Gash	48	149	3.1	14	1
Bledsoe	32	82	2.6	15	0
Secules	8	33	4.1	13	0
Saxon	2	2	1.0	2	0
Zolak	1	0	0.0	0	0
Crittenden	1	-3	-3.0	-3	0
Patriots	502	1780	3.5	49	9
Opponents	505	1951	3.9	57	9

RECEIVING	NO	YDS	AVG	LG	TD
Coates	53	659	12.4	54t	8
Brisby	45	626	13.9	39	2
Timpson	42	654	15.6	48	2
Turner	39	333	8.5	26	2
Russell	26	245	9.4	69	0
McMurtry	22	241	11.0	20	1
Cook	22	154	7.0	17	1
Crittenden	16	293	18.3	44	1
Gash	14	93	6.6	15	0
Croom	8	92	11.5	21	0
T. Brown	2	22	11.0	14	0
Patriots	289	3412	11.8	82	17
Opponents	280	3087	11.0	56	20

INTERCEPTIONS	NO	YDS	AVG	LG	TD
Hurst	4	53	13.3	24	0
Wren	3	-7	-2.3	2	0
Barnett	1	40	40.0	40	0
V. Brown	1	24	24.0	24	0
Collins	1	8	8.0	8	0
Thompson	1	4	4.0	4	0
Lambert	1	0	0.0	0	0
Ray	1	0	0.0	0	0
Patriots	13	122	9.4	40	0
Opponents	24	201	8.4	34	1

PUNTING	NO	YDS	AVG	NET	TB	IN20	LG	BLK
Saxon	73	3096	42.4	34.8	7	25	59	3
Patriots	76	3096	40.7	34.8	7	25	59	3
Opp.	90	3709	41.2	34.7	6	19	58	0

PUNT RETURNS	NO	FC	YDS	AVG	LG	TD
T. Brown	25	9	224	9.0	19	0
Harris	23	4	201	8.7	21	0
Crittenden	2	1	37	18.5	30	0
Smith	1	0	0	0.0	0	0
Patriots	51	14	462	9.1	30	0
Opponents	34	6	313	9.2	47t	1

KICK RETURNS	NO	YDS	AVG	LG	TD
Crittenden	23	478	20.8	44	0
T. Brown	15	243	16.2	29	0
Harris	6	90	15.0	19	0
Sabb	2	0	0.0	0	0
Cook	1	8	8.0	8	0
Coates	0	0	0.0	0	0
Patriots	47	819	17.4	44	0
Opponents	44	921	20.9	42	0

Sacks: Slade 9.0, Tippett 8.5, A. Jones 3.5, Pitts 3.0, Sabb 2.0, Williams 2.0, Agnew 1.5, Brown 1.0, Collins 1.0, Hurst 1.0, Thompson 1.0, Goad 0.5. Patriots, 34.0, Opponents, 23.0.

FIELD GOALS	1-19	20-29	30-39	40-49	50+
Sisson	1/1	8/13	3/4	2/6	0/2
Bahr	1/1	1/1	3/3	0/0	0/0
Patriots	2/2	9/14	6/7	2/6	0/2
Opp.	0/0	12/12	7/7	1/2	0/3

Sisson: (-) (26G,21G,32G,28wr) (54s) (-) (37wl,29G,23G,31G) (42b) (48s,41wr, 36G,25G,19G) (40G,45wl,26G) (28wr, 27G) (28G,26wl,40G) (54wl,28b) (-) (27wr).

Bahr: (23G,34G) (19G) (31G,37G).

Opponents: (28G) (52wr,22G,26G,23G, 38G) (52wl,24G) (53wl,42G) (-) (-) (30G) (27G,38G,37G) (40wl,27G,32G) (23G) (33G,23G) (35G) (-) (23G) (-) (29G,24G).

1993 AFC Eastern Division

TEAM	W	L	T	PCT.	PF	PA
Buffalo	12	4	0	.750	329	242
Miami	9	7	0	.563	349	351
NY Jets	8	8	0	.500	270	247
Patriots	5	11	0	.313	238	286
Indianapolis	4	12	0	.250	189	378

AFC Championship: at Buffalo 30, Kansas City 13

Super Bowl XXVIII: Dallas 30, Buffalo 13; at Atlanta, GA

1993 Coaching Staff: Dave Atkins, Offensive Backs, Romeo Crennel, Defensive Line, Al Groh, Defensive Coordinator/Linebackers, Fred Hoaglin, Offensive Line, Chris Palmer, Wide Receivers, Johnny Parker, Strength/ Conditioning, Ray Perkins, Offensive Coordinator, Dante Scarnecchia, Special Assistant, Mike Sweatman, Special Teams, Bob Trott, Defensive Backs, Charlie Weis, Tight Ends.

PASSING	ATT	CMP	YARDS	CMP%	YDS/ATT	TD	TD%	INT	INT%	LG	SK/YDS	RATING
Bledsoe	429	214	2494	49.9	5.81	15	3.5	15	3.5	54t	16/99	65.0
Secules	134	75	918	56.0	6.85	2	1.5	9	6.7	82	7/28	54.3
Zolak	2	0	0	0.0	0.00	0	0.0	0	0.0	0	0/0	39.6
Turner	1	0	0	0.0	0.00	0	0.0	0	0.0	0	0/0	39.6
Patriots	566	289	3412	51.1	6.03	17	3.0	24	4.2	82	23/127	62.1
Opps.	474	280	3087	59.1	6.51	20	4.2	13	2.7	56	34/242	81.1

1994 FINAL OFFENSIVE STATISTICS (10-6)

Head Coach: Bill Parcells (10-6) • Second in AFC East • Home Stadium: Foxboro Stadium

DATE	W/L	SCORE	OPPONENT	ATTENDANCE
9/04	L	35-39	at Miami	69,613
9/11	L	35-38	Buffalo	60,274
9/18	W	31-28	at Cincinnati	46,640
9/25	W	23-17	at Detroit	59,618
10/02	W	17-16	Green Bay	57,522
10/09	L	17-21	LA Raiders	59,889
10/16	L	17-24	at NY Jets	71,123
10/30	L	3-23	Miami	59,167
11/06	L	6-13	at Cleveland	73,878
11/13	W	26-20	Minnesota OT	58,382
11/20	W	23-17	San Diego	59,690
11/27	W	12-10	at Indianapolis	43,839
12/04	W	24-13	NY Jets	60,138
12/11	W	28-13	Indianapolis	57,656
12/18	W	41-17	at Buffalo	56,784
12/24	W	13-3	at Chicago	60,178
AFC PLAYOFFS				
1/1/95	L	13-20	at Cleveland	77,452

Team Statistics

	PATS	OPP
TOTAL FIRST DOWNS	348	280
By Rushing	83	86
By Passing	243	173
By Penalty	22	21
Third Down: Md/Att.	106/257	72/215
Third Down: Eff.	41.2	33.5
Fourth Down: Md/Att.	18/35	6/16
Fourth Down: Eff.	51.4	37.5
POSSESSION AVG.	32:08	27:52
TOTAL NET YARDS	5776	5207
Avg. per Game	361.0	325.4
Total Offensive Plays	1199	1006
Avg. per Play	4.8	5.2
NET YARDS RUSHING	1332	1760
Total Rushing Plays	478	422
Avg. per Game	83.3	110.0
NET YARDS PASSING	4444	3447
Avg. per Game	277.8	215.4
Sacked/Yards Lost	22/139	39/290
Gross Yards Passing	4583	3737
Att./Completions	699/405	545/298
Completion Pct.	57.9	54.7
Had Intercepted	27	22
PUNTS/AVERAGE	69/41.2	83/40.2
NET PUNTING AVG.	35.7	34.6
PENALTIES/YARDS	78/597	111/795
FUMBLES/BALLS LOST	28/11	34/18
TOUCHDOWNS	39	36
Rushing	12	11
Passing	25	21
Returns	2	4

Score by Periods	1	2	3	4	OT	Total
Patriots	46	95	94	110	6	351
Opponents	53	133	56	70	-	312

SCORING	TD	Ru	Pa	Rt	PAT	FG	S	TP
Bahr	0	0	0	0	36/36	27/34	0	117
Butts	8	8	0	0	0	0	0	48
Coates	7	0	7	0	0	0	0	42
Thompson	7	2	5	0	0	0	0	42
Brisby	5	0	5	0	0	0	0	30
Crittenden	3	0	3	0	0	0	0	18
Timpson	3	0	3	0	0	0	0	18
Turner	3	1	2	0	0	0	0	18
Reynolds	2	0	0	2	0	0	0	12
Thomas	1	1	0	0	0	0	0	6
O'Neill	0	0	0	0	0	0/1	0	0
PATRIOTS	39	12	25	2	36/36	27/35	0	351
Opponent	36	11	21	4	32/33	20/25	0	312

2-Pt. Conversions: Patriots 0-2, Opp. 2-3.

RUSHING	NO	YDS	AVG	LG	TD
Butts	243	703	2.9	26	8
Thompson	102	312	3.1	13	2
Turner	36	111	3.1	13	1
Gash	30	86	2.9	10	0
Thomas	19	67	3.5	13	1
Bledsoe	44	40	0.9	7	0
Timpson	2	14	7.0	10	0
Coates	1	0	0.0	0	0
Zolak	1	-1	-1.0	-1	0
Patriots	478	1332	2.8	26	12
Opponents	422	1760	4.2	52	11

RECEIVING	NO	YDS	AVG	LG	TD
Coates	96	1174	12.2	62t	7
Timpson	74	941	12.7	37	3
Thompson	65	465	7.2	27t	5
Brisby	58	904	15.6	43	5
Turner	52	471	9.1	32	2
Crittenden	28	379	13.5	32	3
Burke	9	86	9.6	17	0
Gash	9	61	6.8	19	0
Butts	9	54	6.0	15	0
Hawkins	2	22	11.0	14	0
Thomas	2	15	7.5	9	0
Harris	1	11	11.0	11	0
Patriots	405	4583	11.3	62t	25
Opponents	298	3737	12.5	65t	21

INTERCEPTIONS	NO	YDS	AVG	LG	TD
Hurst	7	68	9.7	24	0
H. Barnett	3	51	17.0	24	0
V. Brown	3	22	7.3	12	0
Guyton	2	18	9.0	15	0
Smith	2	10	5.0	10	0
Sabb	2	6	3.0	5	0
Whigham	1	21	21.0	21	0
Reynolds	1	11	11.0	11	0
Ray	1	2	2.0	2	0
Patriots	22	209	9.5	24	1
Opponents	27	252	9.3	90t	2

PUNTING	NO	YDS	AVG	NET	TB	IN20	LG	BLK
O'Neill	69	2841	41.2	35.7	6	25	67	0
Patriots	69	2841	41.2	35.7	6	25	67	0
Opp.	83	3333	40.2	34.6	4	21	53	0

PUNT RETURNS	NO	FC	YDS	AVG	LG	TD
T. Brown	24	10	202	8.4	38	0
Crittenden	19	6	155	8.2	26	0
Harris	3	0	26	8.7	12	0
Patriots	46	16	383	8.3	38	0
Opponents	34	9	260	7.6	30	0

KICK RETURNS	NO	YDS	AVG	LG	TD
Crittenden	24	460	19.2	36	0
Thompson	18	376	20.9	30	0
Croom	10	172	17.2	24	0
Burke	3	11	3.7	6	0
Thomas	3	40	13.3	16	0
T. Brown	1	14	14.0	14	0
DeOssie	1	14	14.0	14	0
Gash	1	9	9.0	9	0
Guyton	1	-1	-1.0	-1	0
Timpson	1	28	28.0	28	0
Patriots	63	1123	17.8	36	0
Opponents	63	1375	21.8	80t	1

Sacks: Slade 9.5, M. Jones 6.0, McGinest 4.5, A. Jones 4.0, Sabb, 3.5, Goad 3.0, Hurst 2.0, Reynolds 2.0, V. Brown 1.5, T. Barnett 1.0, Pitts 1.0, Agnew 0.5, Smith 0.5. Patriots 39.0, Opponents 22.0.

FIELD GOALS	1-19	20-29	30-39	40-49	50+
Bahr	0/0	14/14	9/12	4/8	0/0
O'Neill	0/0	0/0	0/0	0/1	0/0
Patriots	0/0	14/14	9/12	4/9	0/0
Opp.	0/0	5/5	5/8	8/10	2/2

Bahr: (-) (-) (43G, 24G,28G, 35G) (20G,28G,21G) (48s, 32wl,33G) (24G) (40G) (48G)(20G,39G) (38G,39wl, 23G)(44wr,39G,48wl,38G,23G) (22G, 37G,25G,42G) (33G) (36wl) (33G,20G) (29G,22G,46wl).

O'Neill: (-) (-) (-) (-) (-) (-) (47s) (-) (-) (-) (-) (-) (-) (-) (-).

Opponents: (42G) (32G) (-) (27G) (27G) (-) (32wl,37G) (44G,50G,48G) (33G,41G) (40G,33G) (48s,34G) (42wr,50G) (46G, 26G) (27G,47G) (24G) (44G,38B,36wl).

1994 AFC Eastern Division

TEAM	W	L	T	PCT.	PF	PA
Miami	10	6	0	.625	389	327
Patriots*	10	6	0	.625	351	312
Indianapolis	8	8	0	.500	307	320
Buffalo	7	9	0	.438	340	356
NY Jets	6	10	0	.375	264	320

*Wild Card

AFC Championship: San Diego 17, at Pittsburgh 13

Super Bowl XXIX: San Francisco 49, San Diego 26; Miami, Fla.

1994 Coaching Staff: Maurice Carthon, Offensive Assistant, Romeo Crennel, Defensive Line, Al Groh, Defensive Coordinator/ Linebackers, Fred Hoaglin, Offensive Line, Chris Palmer, Wide Receivers, Johnny Parker, Strength/ Conditioning, Ray Perkins, Offensive Coordinator, Mike Pope, Running Backs, Dante Scarnecchia, Special Assistant, Mike Sweatman, Special Teams, Bob Trott, Defensive Backs, Charlie Weis, Tight Ends.

PASSING	ATT	CMP	YARDS	CMP%	YDS/ATT	TD	TD%	INT	INT%	LG	SK/YDS	RATING
Bledsoe	691	400	4555	57.9	6.59	25	3.6	27	3.9	62t	22/139	73.6
Zolak	8	5	28	62.5	3.50	0	0.0	0	0.0	13	0/0	68.8
Patriots	699	405	4583	57.9	6.56	25	3.6	27	3.9	62t	22/139	73.5
Opps.	545	298	3737	54.7	6.86	21	3.9	22	4.0	65t	39/290	72.2

1995 FINAL OFFENSIVE STATISTICS (6-10)

Head Coach: Bill Parcells (6-10) • Fourth In AFC-East • Home Stadium: Foxboro Stadium

DATE	W/L	SCORE	OPPONENT	ATTENDANCE
9/3	W	17-14	Cleveland	60,126
9/10	L	3-20	Miami	60,239
9/17	L	3-28	at San Francisco	66,179
			Open Date	
10/1	L	17-30	at Atlanta	47,114
10/8	L	3-37	Denver	60,074
10/15	L	26-31	at Kansas City	77,992
10/23	W	27-14	Buffalo	60,203
10/29	L	17-20	Carolina OT	60,064
11/5	W	20-7	at NY Jets	61,462
11/12	W	34-17	at Miami	70,339
11/19	L	10-24	Indianapolis	59,544
11/26	W	35-25	at Buffalo	69,384
12/3	L	17-31	New Orleans	59,876
12/10	W	31-28	NY Jets	46,617
12/16	L	27-41	at Pittsburgh	57,158
12/23	L	7-10	at Indianapolis	54,685

Team Statistics

	PATS	OPP
TOTAL FIRST DOWNS	335	308
Rushing	106	106
Passing	207	181
Penalty	22	21
3rd Down: Made/Att.	99/260	80/215
3rd Down %	38.1	37.2
4th Down: Made/Att.	17/39	7/13
4th Down %	43.6	53.8
POSSESSION AVG.	29:33	30:27
TOTAL NET YARDS	5,457	5,764
Avg. Per Game	341.1	360.3
Total Plays	1,187	1,034
Avg. Per Play	4.6	5.6
NET YARDS RUSHING	1,866	1,878
Avg. Per Game	116.6	117.4
Total Rushes	474	448
NET YARDS PASSING	3,591	3,886
Avg. Per Game	224.4	242.9
Sacked/Yds Lost	27/198	37/221
Gross Yards	3,789	4,107
Att./Completions	686/351	549/342
Completion Pct.	51.2	62.3
Had Intercepted	16	15
PUNTS/ AVERAGE	79/39.2	86/38.8
NET PUNTING AVG.	79/32.9	86/32.0
PENALTIES/YARDS	84/676	104/816
FUMBLES/BALLS LOST	32/20	24/14
TOUCHDOWNS	32	44
Rushing	16	12
Passing	14	29
Returns	2	3

Score by Periods	1	2	3	4	OT	Total
PATRIOTS	49	84	59	102	-	294
Opponents	60	143	72	99	3	377

SCORING	TD	Ru	Pa	Rt	PAT	FG	S	TP
Bahr	0	0	0	0	27/27	23/33	0	96
Martin	15	14	1	0	0/0	0/0	0	92
Coates	6	0	6	0	0/0	0/0	0	36
Brisby	3	0	3	0	0/0	0/0	0	18
Meggett	2	2	0	0	0/0	0/0	0	16
Graham	2	0	2	0	0/0	0/0	0	12
Brown, T.	1	0	0	1	0/0	0/0	0	6
Gash	1	0	1	0	0/0	0/0	0	6
Moore, W.	1	0	1	0	0/0	0/0	0	6
Slade	1	0	0	1	0/0	0/0	0	6
PATRIOTS	32	16	14	2	27/27	23/33	0	294
Opponent	44	12	29	3	40/41	23/32	0	377

2-Pt. Conversions: Meggett 2, Martin. Patriots 3-5, Opp. 2-3.

RUSHING	NO	YDS	AVG	LG	TD
Martin	368	1,487	4.0	49	14
Meggett	60	250	4.2	25	2
Croom	13	54	4.2	12	0
Bledsoe	20	28	1.4	15	0
Gash	8	24	3.0	9	0
Zolak	4	19	4.8	12	0
Lee	1	4	4.0	4	0
Patriots	474	1,866	3.9	49	16
Opponents	448	1,878	4.2	66t	12

RECEIVING	NO	YDS	AVG	LG	TD
Coates	84	915	10.9	35	6
Brisby	66	974	14.8	72	3
Meggett	52	334	6.4	19	0
Moore, W.	43	502	11.7	33	1
Martin	30	261	8.7	27	1
Gash	26	242	9.3	30	1
Burke	15	136	9.1	21	0
Brown, T.	14	159	11.4	31	0
Graham	10	156	15.6	37t	2
Lee	8	107	13.4	33	0
Croom	1	8	8.0	8	0
Grant	1	4	4.0	4	0
Bledsoe	1	-9	-9.0	-9	0
Patriots	351	3,789	10.8	72	14
Opponents	342	4,107	12.0	70t	29

INTERCEPTIONS	NO	YDS	AVG	LG	TD
Brown, V.	4	1	0.3	1	0
Guyton	3	68	22.7	45	0
Law	3	47	15.7	38	0
Reynolds	3	6	2.0	4	0
Ray	1	21	21.0	21	0
Hurst	1	0	0.0	0	0
Patriots	15	143	9.5	45	0
Opponents	16	161	10.1	69t	1

PUNTING	NO	YDS	AVG	NET	TB	IN20	LG	BLK
O'Neill	41	1514	36.9	31.2	3	14	57	0
Wagner	37	1557	42.1	35.4	4	13	57	0
Bahr	1	29	29.0	9.0	1	0	29	0
Patriots	79	3100	39.2	32.9	8	27	57	0
Opp.	86	3339	38.8	32.0	10	21	64	0

PUNT RETURNS	NO	FC	YDS	AVG	LG	TD
Meggett	45	17	383	8.5	23	0
Patriots	45	17	383	8.5	23	0
Opponents	40	11	342	8.6	42	0

KICK RETURNS	ND	YDS	AVG	LG	TD
Meggett	38	964	25.4	62	0
Brown, T.	31	672	21.7	38	0
Gisler	2	19	9.5	11	0
Lee	1	14	14.0	14	0
Frisch	1	8	8.0	8	0
Burke	1	7	7.0	7	0
Grant	1	7	7.0	7	0
Patriots	75	1,691	22.5	62	0
Opponents	67	1,405	21.0	58	0

Sacks: McGinest 11.0, V. Brown 4.0, Collons 4.0, Slade 4.0, M. Jones 3.0, Reynolds 2.5, Barnett 2.0, Lewis 1.5, White 1.5, A. Jones 1.0, Law 1.0, T. Roberts 1.0, Johnson 0.5. Patriots 37.0, Opponents 27.0

FIELD GOALS	1-19	20-29	30-39	40-49	50+
Bahr	1/2	12/12	3/7	5/7	2/5
Patriots	1/2	12/12	3/7	5/7	2/5
Opp.	1/1	7/8	11/15	1/4	3/4

Bahr: (21G, 21G, 28G), (29G), (34WR, 43G), (27G), (51G), (29G, 20G), (39G, 42B, 24G), (19S), (41G, 29G), (19S, 55G, 47G),(41G), (29G, 43G), (39G, 43WL), (31WR, 35WL, 30WL, 31G), (23G, 22G), (54s, 55s, 50s).

Opponents: (-), (22G, 54B, 19G), (-), (34G, 54G, 31G, 32G, 33G), (37G, 31G, 51G), (27G), (23G, 23G, 47WL), (38WR, 27G, 39WR, 29G), (-), (29WL, 36G), (36G), (51G, 48G), (24G), (33WR), (43WL, 32G, 32G), (44WL, 35WR, 30G).

1995 AFC Eastern Division

TEAM	W	L	T	PCT.	PF	PA
Buffalo	10	6	0	.625	350	335
Indianapolis*	9	7	0	.563	331	316
Miami*	9	7	0	.563	398	332
Patriots	6	10	0	.375	294	377
NY Jets	3	13	0	.188	233	384

*Wild Card

AFC Championship: at Pittsburgh 20, Indianapolis 16

Super Bowl XXX: Dallas 27, Pittsburgh 17; at Tempe, Arizona

1995 Coaching Staff: Maurice Carthon, Offensive Assistant, Romeo Crennel, Defensive Line, Al Groh, Defensive Coordinator/ Linebackers, Fred Hoaglin, Offensive Line, Chris Palmer, Wide Receivers, Johnny Parker, Strength/ Conditioning, Ray Perkins, Offensive Coordinator, Mike Pope, Tight Ends, Dante Scarnecchia, Defensive Asst./LB's, Mike Sweatman, Special Teams, Bob Trott, Defensive Backs, Charlie Weis, Running Backs.

PASSING	ATT	CMP	YARDS	CMP%	YDS/ATT	TD	TD%	INT	INT%	LG	SK/YDS	RATING
Bledsoe	636	323	3,507	50.8	5.51	13	2.0	16	2.5	47t	23/170	63.7
Zolak	49	28	282	57.1	5.76	1	2.0	0	0.0	72	4/28	80.5
Meggett	1	0	0	0.0	0.00	0	0.0	0	0.0	0	0/0	39.6
Patriots	686	351	3,789	51.2	5.52	14	2.0	16	2.3	72	27/198	64.8
Opps.	549	342	4,107	62.3	7.48	29	5.3	15	2.7	70t	37/221	91.4

1996 FINAL OFFENSIVE STATISTICS (11-5)

Head Coach: Bill Parcells (11-5) • First in AFC-East • Home Stadium: Foxboro Stadium

DATE	W/L	SCORE	OPPONENT	ATTENDANCE
09/01	L	10-24	at Miami	71,542
09/08	L	10-17	at Buffalo	78,104
09/15	W	31-0	Arizona	59,118
09/22	W	28-25	Jacksonville OT	59,446
		Open Date		
10/06	W	46-38	at Baltimore	63,569
10/13	L	22-27	Washington	59,638
10/20	W	27-9	at Indianapolis	58,725
10/27	W	28-25	Buffalo	58,858
11/03	W	42-23	Miami	58,942
11/10	W	31-27	at NY Jets	61,715
11/17	L	8-34	Denver	59,452
11/24	W	27-13	Indianapolis	58,226
12/01	W	45-7	at San Diego	59,209
12/08	W	34-10	NY Jets	54,621
12/15	L	6-12	at Dallas	64,578
12/21	W	23-22	at NY Giants	65,387
AFC PLAYOFFS				
1/5/97	W	28-3	Pittsburgh	60,188
1/12/97	W	20-6	Jacksonville	60,190
SUPER BOWL XXXI				
1/26/97	L	21-35	Green Bay	72,301

Team Statistics

	PATS	OPP
TOTAL FIRST DOWNS	**339**	**305**
Rushing	103	102
Passing	206	178
Penalty	30	25
3rd Down: Made/Att	84/228	82/228
3rd Down Pct.	36.8	36.0
4th Down: Made/Att	19/34	12/22
4th Down Pct.	55.9	54.5
POSSESSION AVG.	**30:11**	**29:49**
TOTAL NET YARDS	**5369**	**5305**
Avg. Per Game	335.6	331.6
Total Plays	1085	1063
Avg. Per Play	4.9	5.0
NET YARDS RUSHING	**1468**	**1502**
Avg. Per Game	91.8	93.9
Total Rushes	427	434
NET YARDS PASSING	**3901**	**3803**
Avg. Per Game	243.8	237.7
Sacked/Yards Lost	30/190	33/252
Gross Yards	4091	4055
Att./Completions	628/374	596/322
Completion Pct.	59.6	54.0
Had Intercepted	15	23
PUNTS/AVERAGE	**64/43.2**	**82/42.5**
NET PUNTING AVG.	**64/35.8**	**82/33.6**
PENALTIES/YARDS	**97/716**	**139/1189**
FUMBLES/BALL LOST	**25/12**	**23/11**
TOUCHDOWNS	**48**	**34**
Rushing	15	14
Passing	27	17
Returns	6	3

Score by Periods	1	2	3	4	OT	Total
Patriots	**79**	**123**	**108**	**105**	**3**	**418**
Opponents	**59**	**105**	**75**	**74**	**-**	**313**

SCORING	TD	Ru	Pa	Rt	PAT	FG	S	TP
Vinatieri	0	0	0	0	39/42	27/35	0	120
Martin	17	14	3	0			0	104
Coates	9	0	9	0			0	56
Glenn	6	0	6	0			0	36
Jefferson	4	0	4	0			0	24
Byars LG	2	0	2	0			0	14
Byars TM	2	0	2	0			0	14
Gash	2	0	2	0			0	14
McGinest	2	0	0	2			0	12
Bartrum	1	0	1	0			0	6
C. Brown	1	0	0	1			0	6
Bruschi	1	0	0	1			0	6
Grier	1	1	0	0			0	6
Law	1	0	0	1			0	6
Meggett	1	0	0	1			0	6
Team	**48**	**15**	**27**	**6**	**39/42**	**27/35**	**1**	**418**
Opponent	**34**	**14**	**17**	**3**	**28/28**	**23/29**	**1**	**313**

2-Pt. Conversions: Byars, Coates, Gash, Martin, Team 4-6, Opponents 5-6

RUSHING	NO	YDS	AVG	LG	TD
Martin	316	1152	3.6	57	14
Meggett	40	122	3.1	12	0
Grier	27	105	3.9	26	1
Glenn	5	42	8.4	26	0
Bledsoe	24	27	1.1	8	0
Gash	8	15	1.9	3	0
Jefferson	1	6	6.0	6	0
Byars LG	2	2	1.0	3	0
Byars TM	2	2	1.0	3	0
Zolak	4	-3	-.7	0	0
Team	**427**	**1468**	**3.4**	**57**	**15**
Opponents	**434**	**1502**	**3.5**	**36**	**14**

RECEIVING	NO	YDS	AVG	LG	TD
Glenn	90	1132	12.6	37t	6
Coates	62	682	11.0	84t	9
Jefferson	50	771	15.4	42	4
Martin	46	333	7.2	41	3
Meggett	33	292	8.8	26	0
Gash	33	276	8.4	28	2
Byars LG	32	289	9.0	27	2
Byars TM	27	249	9.2	27	2
T. Brown	21	222	10.6	38	0
Graham	5	64	12.8	23	0
W. Moore	3	37	12.3	16	0
Burke	1	19	19.0	19	0
Grier	1	8	8.0	8	0
Jells	1	5	5.0	5	0
Bartrum	1	1	1.0	1t	1
Team	**374**	**4091**	**10.9**	**84t**	**27**
Opponents	**322**	**4055**	**12.6**	**63t**	**17**

INTERCEPTIONS	NO	YDS	AVG	LG	TD
Clay	4	50	12.5	35	0
Law	3	45	15.0	38t	1
Smith LG	2	20	10.0	11	0
Smith TM	2	20	10.0	11	0
Hitchcock	2	14	7.0	14	0
Milloy	2	14	7.0	14	0
Henderson	2	7	3.5	7	0
Reynolds	2	7	3.5	7	0
McGinest	1	46	46.0	46t	1
Ray	1	43	43.0	43	0
Collins	1	7	7.0	7	0
Slade	1	2	2.0	2	0
Johnson	1	0	0.0	0	0
Sabb	1	0	0.0	0	0
Team	**23**	**255**	**11.1**	**46t**	**2**
Opponents	**15**	**191**	**12.7**	**60**	**1**

PUNTING	NO	YDS	AVG	NET	TB	IN20	LG	BLK
Tupa	63	2739	43.5	36.0	7	14	62	0
Vinatieri	1	27	27.0	27.0	0	1	27	0
Team	**64**	**2766**	**43.2**	**35.8**	**7**	**15**	**62**	**0**
Opp.	**82**	**3483**	**42.5**	**33.6**	**7**	**18**	**58**	**1**

PUNT RETURNS	NO	FC	YDS	AVG	LG	TD
Meggett	52	9	588	11.3	60t	1
Team	**52**	**9**	**588**	**11.3**	**60t**	**1**
Opponents	**34**	**8**	**334**	**9.8**	**36**	**0**

KICK RETURNS	NO	YDS	AVG	LG	TD
Meggett	34	781	23.0	54	0
T. Brown	29	634	21.9	51	0
Gisler	1	9	9.0	9	0
Team	**64**	**1424**	**22.3**	**54**	**0**
Opponents	**81**	**1683**	**20.8**	**70**	**0**

Sacks: McGinest 9.5, Slade 7.0, Bruschi 4.0, Sagapolutele 3.0, Jones 2.0, Eaton 1.0, Milloy 1.0, Ray 1.0, Smith 1.0, Wheeler 1.0, Wyman 1.0, Collons 0.5, McGruder 0.5, Sabb 0.5. Patriots 33.0, Opponents 30.0

FIELD GOALS	1-19	20-29	30-39	40-49	50+
Vinatieri	1/1	9/10	8/8	8/14	1/2
Team	**1/1**	**9/10**	**8/8**	**8/14**	**1/2**
Opp.	**0/0**	**10/10**	**10/11**	**2/6**	**1/2**

Vinatieri: (25G)(42G,45N,25N,47B)(47N,31G)(23G,30G,29G,44N,41G,40G)(22G,35G,50G)(24G,35G,29G,43N)(44G,36G)(40G,32G,54N)()(30G)(40N)(26G,22G)(47G)(19G,41G)(21G,30G)(40G)

Opponents: (34G)(33G,37N)()(42N,27G)()(21G,48N,24G)(21G,35G,38G)(33G)(45N,39G)(48N,26G,32G)(52N,28G,47G)(42G,50G)()(27G)(23G,36G,35G,29G)(30G,27G)

1996 AFC Eastern Division

TEAM	W	L	T	PCT.	PF	PA
Patriots	**11**	**5**	**0**	**.688**	**418**	**313**
Buffalo*	10	6	0	.625	319	266
Indianapolis*	9	7	0	.563	317	334
Miami	8	8	0	.500	339	325
NY Jets	1	15	0	.063	279	454

*Wild Card

AFC Championship: at New England 20, Jacksonville 6

Super Bowl XXXI: Green Bay 35, New England 21; at New Orleans, LA

1996 Coaching Staff: Bill Belichick, Assistant Head Coach/Secondary, Maurice Carthon, Running Backs, Romeo Crennel, Defensive Line, Al Groh, Defensive Coordinator/Linebackers, Fred Hoaglin, Offensive Line, Chris Palmer, Quarterbacks, Johnny Parker, Strength/ Conditioning, Ray Perkins, Offensive Coordinator, Mike Pope, Tight Ends, Dante Scarnecchia, Defensive Asst./LB's, Mike Sweatman, Special Teams, Charlie Weis, Running Backs.

PASSING	ATT	CMP	YARDS	CMP%	YDS/ATT	TD	TD%	INT	INT%	LG	SK/YDS	RATING
Bledsoe	623	373	4086	59.9	6.56	27	4.3	15	2.4	84t	30/190	83.7
Tupa	2	0	0	0.0	0.00	0	0.0	0	0.0	0	0/0	39.6
Grier	1	0	0	0.0	0.00	0	0.0	0	0.0	0	0/0	39.6
Meggett	1	0	0	0.0	0.00	0	0.0	0	0.0	0	0/0	39.6
Zolak	1	1	5	100.0	5.00	0	0.0	0	0.0	5	0/0	87.5
Team	**628**	**374**	**4091**	**59.6**	**6.51**	**27**	**4.3**	**15**	**2.4**	**84t**	**30/190**	**83.2**
Opps.	**596**	**322**	**4055**	**54.0**	**6.80**	**17**	**2.9**	**23**	**3.9**	**63t**	**33/252**	**68.9**

PATRIOTS ALL-TIME LEADERS

ALL-TIME LEADING RUSHERS

(Based On Rushing Yardage)

	NAME	YEARS	NO.	YARDS	AVG	LG	TD
1.	Sam Cunningham	1973-79,81-82	1,385	5,453	3.9	75t	43
2.	Jim Nance	1965-71	1,323	5,323	4.0	65t	45
3.	Tony Collins	1981-87	1,191	4,647	3.9	54	32
4.	Curtis Martin	1995-97	958	3,799	4.0	70t	32
5.	Don Calhoun	1975-81	820	3,391	4.1	73	23
6.	John Stephens	1988-92	891	3,249	3.6	52	17
7.	Larry Garron	1960-68	759	2,981	3.9	85t	14
8.	Craig James	1984-88	585	2,469	4.2	73	11
9.	Leonard Russell	1991-93	689	2,437	3.5	24	13
10.	Mosi Tatupu	1978-90	612	2,415	3.9	55	18
11.	Carl Garrett	1969-72	537	2,235	4.2	80t	15
12.	Steve Grogan	1975-90	445	2,176	4.9	41t	35
13.	Andy Johnson	1974-76,78-81	491	2,017	4.1	69t	13
14.	Ron Burton	1960-65	429	1,536	3.6	59	9
15.	Horace Ivory	1977-81	329	1,336	4.1	52	14
16.	Mack Herron	1973-75	353	1,298	3.7	53	9
17.	Robert Perryman	1987-89	369	1,294	3.5	48	9
18.	Vagas Ferguson	1980-82	290	1,163	4.0	44	5
19.	Jim Crawford	1960-64	302	1,078	3.6	39t	5
20.	Josh Ashton	1972-74	247	994	3.8	35	3
21.	Babe Parilli	1961-67	228	949	4.2	33t	14
22.	Jim Plunkett	1971-75	159	817	5.1	37	9
23.	Mark van Eeghen	1982-83	177	744	4.2	17	2
24.	Robert Weathers	1982-86	159	733	4.6	77	4
25.	Marion Butts	1994	243	703	2.9	26	8
26.	Jon Vaughn	1991-92	144	597	4.1	36	3
27.	Billy Lott	1961-64	143	573	4.0	38	7
28.	Reggie Dupard	1986-89	186	571	3.1	49	6
29.	John Tarver	1972-74	155	554	3.6	28	7
30.	Tony Eason	1983-89	126	474	3.8	26	6
31.	J.D. Garrett	1964-67	116	434	3.7	58	3
32.	David Meggett	1995-97	120	432	3.6	25	3
33.	Tom Yewcic	1961-66	72	424	5.9	46	4
34.	Al Miller	1960	101	416	4.1	33	1
35.	Kevin Turner	1992-94	96	382	4.0	49	1
36.	Marvin Allen	1988-91	94	378	4.0	29	2
37.	Richard Christy	1960	78	363	4.7	48	4
38.	R.C. Gamble	1968-69	94	346	3.7	45	1
39.	Leroy Thompson	1994	102	312	3.1	13	2
40.	Doug Flutie	1987-89	60	309	5.2	22	1
41.	Sam Gash	1992-97	105	291	2.8	14	2
42.	Ike Forte	1976-77	87	257	3.0	26	3
43.	Corey Croom	1993-95	73	252	3.5	22	1
44.	Darryl Stingley	1973-77	28	244	8.7	34t	2
45.	Bob Gladieux	1969-72	65	239	3.7	31	0
46.	**DREW BLEDSOE**	**1993-97**	**148**	**232**	**1.6**	**15**	**0**
47.	Hugh Millen	1991-92	48	200	4.2	26	1
48.	Jess Phillips	1976-77	29	191	6.6	46	2
49.	Matt Cavanaugh	1978-82	39	190	4.9	22	3

Top 10s

By Rushing Attempts

	NAME	ATT.
1.	Cunningham,S.	1,385
2.	Nance, J.	1,323
3.	Collins, T.	1,191
4.	Martin, C.	958
5.	Stephens, J.	891
6.	Calhoun, D.	820
7.	Garron, L.	759
8.	Russell, L.	689
9.	Tatupu, M.	612
10.	James, C.	585

By Rushing TDs

	NAME	TDS
1.	Nance, J.	45
2.	Cunningham, S.	43
3.	Grogan, S.	35
4.	Martin, C.	32
5.	Collins, T.	32
6.	Calhoun, D.	23
7.	Tatupu, M.	18
8.	Stephens, J.	17
9.	Garrett, C.	15
10.	Parilli, V.	14
	Ivory, H.	14

By Rushing Average

(Minimum 450 Carries)

	NAME	AVG.
1.	James, C.	4.2
2.	Garrett, C.	4.2
3.	Calhoun, D.	4.1
4.	Johnson, A.	4.1
5.	Nance, J.	4.0
6.	Martin, C.	4.0
7.	Cunningham, S.	3.9
8.	Collins, T.	3.9
9.	Garron, L.	3.9
10.	Tatupu, M.	3.9

Patriots All-Time Leaders (cont.)

TOP 10s

By Receiving Yds

	NAME	YDS
1.	Morgan, WR	10,352
2.	Fryar, WR	5,726
3.	Colclough, WR	5,001
4.	Cappelletti, WR	4,589
5.	**COATES, TE**	**4,433**
6.	Jackson, WR	3,162
7.	Francis, TE	3,157
8.	Graham, WR	3,107
9.	Vataha, WR	3,055
10.	**BRISBY, WR**	**2,780**

By Receiving Tds

	NAME	TDS
1.	Morgan, WR	67
2.	**COATES, TE**	**42**
	Cappelletti, WR	42
4.	Colclough, WR	39
5.	Fryar, WR	38
6.	Francis, TE	28
7.	Garron, RB	26
8.	Vataha, WR	23
9.	Graham, WR	20
10.	Jackson, WR	18

By Receiving Yds Avg.
(Minimum 150 Catches)

	NAME	AVG.
1.	Jackson, WR	20.3
2.	Morgan, WR	19.4
3.	Colclough,WR	17.7
4.	Vataha,WR	17.2
5.	Whalen, TE	16.3
6.	Fryar, WR	15.8
7.	Cappelletti, WR	15.7
8.	Graham, WR	15.6
9.	Francis, TE	15.3
10.	**BRISBY, WR**	**14.5**

All-Time Leading Receivers
(Based On Number Of Receptions)

	NAME	YEARS	NO	YDS.	AVG	LG	TD
1.	Stanley Morgan, WR	1977-89	534	10,352	19.4	76t	67
2.	**BEN COATES, TE**	**1991-97**	**391**	**4,433**	**11.3**	**84t**	**42**
3.	Irving Fryar, WR	1984-92	363	5,726	15.8	80t	38
4.	Gino Cappelletti, WR	1960-70	292	4,589	15.7	63t	42
5.	Jim Colclough, WR	1960-68	283	5,001	17.7	78t	39
6.	Tony Collins, RB	1981-87	261	2,356	9.0	49	12
7.	Sam Cunningham, RB	1973-79, 81-82	210	1,905	9.1	41	6
	Marv Cook, TE	1989-93	210	1,843	8.8	47	11
9.	Russ Francis, TE	1975-80, 87-88	207	3,157	15.3	53	28
10.	Art Graham, WR	1963-68	199	3,107	15.6	80t	20
11.	**VINCENT BRISBY, WR**	**1993-97**	**192**	**2,780**	**14.5**	**72**	**12**
12.	Cedric Jones, WR	1982-90	191	2,703	14.2	65t	16
13.	Larry Garron, RB	1960-68	185	2,502	13.5	76t	26
14.	Randy Vataha, WR	1971-76	178	3,055	17.2	88t	23
15.	Michael Timpson, WR	1989-94	172	2,472	14.4	60t	8
16.	Andy Johnson, RB	1974-76,78-81	161	1,807	11.2	53	9
17.	Harold Jackson, WR	1978-81,87	156	3,162	20.3	59	18
18.	Jim Whalen, TE	1965-69	153	2,487	16.3	87t	17
19.	Jim Nance, RB	1965-71	129	844	6.5	45	1
20.	Reggie Rucker, WR	1971-74	126	1,884	15	69t	10
21.	Greg McMurtry, WR	1990-93	120	1,519	12.7	65t	4
22.	Derrick Ramsey, TE	1983-85	118	1,412	12	39	14
23.	**TERRY GLENN, WR**	**1996-97**	**117**	**1,563**	**13.4**	**50**	**8**
24.	Lin Dawson, TE	1981-90	117	1,233	10.5	42	8
25.	Curtis Martin, RB	1995-97	117	890	7.6	41	5
26.	Stephen Starring, WR	1983-87	112	1,865	16.7	76t	11
27.	Ron Burton, RB	1960-65	111	1,205	10.9	73t	8
28.	Darryl Stingley, TE	1973-77	110	1,883	17.1	68	14
29.	Tony Romeo, TE	1962-67	110	1,724	15.7	62	10
30.	Carl Garrett, RB	1969-72	107	1,158	10.8	80t	3
31.	**SHAWN JEFFERSON, WR**	**1996-97**	**104**	**1,612**	**15.5**	**76**	**6**
32.	David Meggett, RB	1995-97	104	829	8.0	49t	1
33.	Sam Gash, FB	1992-97	104	826	7.9	30	6
34.	John Stephens, RB	1988-92	100	781	7.8	43	1
35.	Don Hasselbeck, TE	1977-83	99	1,444	14.6	51	15
36.	Kevin Turner, RB	1992-94	98	856	8.7	32	6
37.	Mosi Tatupu, RB	1978-90	96	843	8.8	41	2
38.	Hart Lee Dykes, WR	1989-90	83	1,344	16.2	42	7
39.	Don Calhoun, RB	1975-81	82	614	7.5	47	2
40.	Craig James, RB	1984-88	81	819	10.1	90t	2
41.	Ron Sellers, WR	1969-71	79	1,477	18.7	77	13
42.	**TROY BROWN, WR**	**1993-97**	**78**	**1,010**	**12.9**	**67**	**6**
43.	Bob Windsor, TE	1972-75	74	915	12.4	36	6
44.	Leroy Thompson, RB	1994	65	465	7.2	27t	5
45.	Robert Perryman, RB	1987-89	64	430	6.7	18	0
46.	Eric Sievers, TE	1989-90	62	692	11.2	46	0
47.	Mack Herron, RB	1973-75	61	789	12.9	29	6
48.	Leonard Russell, RB	1991-93	55	350	6.4	69	0
49.	Jim Crawford, RB	1960-64	52	501	9.6	44	2
50.	Greg Baty, TE	1986-87	52	469	9	22	4

Patriots All-Time Leaders (cont.)

All-Time Leading Passers

(Based On Passing Yardage)

	NAME	YEARS	ATT	COMP	YDS	PCT	TD	INT
1.	Steve Grogan	1975-90	3,593	1,879	26,886	52.2	182	208
2.	DREW BLEDSOE	1993-97	2,901	1,624	18,348	56.0	108	88
3.	Babe Parilli	1961-67	2,413	1,140	16,747	47.2	132	138
4.	Tony Eason	1983-89	1,500	876	10,732	58.4	60	48
5.	Jim Plunkett	1971-75	1,503	729	9,932	48.5	62	87
6.	Hugh Millen	1991-92	612	370	4,276	60.5	17	28
7.	Mike Taliaferro	1968-70	680	305	3,920	44.9	27	44
8.	Butch Songin	1960-61	604	285	3,905	47.2	36	24
9.	Matt Cavanaugh	1978-82	385	206	3,018	53.5	19	23
10.	Marc Wilson	1989-90	415	214	2,631	51.6	9	16
11.	Doug Flutie	1987-89	295	143	1,842	48.5	11	14
12.	Tommy Hodson	1990-92	315	171	1,809	54.3	7	11
13.	Tom Yewcic	1961-66	206	87	1,374	42.2	12	12
14.	Tom Sherman	1968-69	226	90	1,199	39.8	12	16
15.	Joe Kapp	1970	219	98	1,104	44.7	3	17
16.	Tom Ramsey	1985-88	164	84	1,005	51.2	6	9
17.	SCOTT ZOLAK	1992-97	169	92	943	54.4	5	4
18.	Scott Secules	1993	134	75	918	56.0	2	9
19.	Tom Owen	1976-81	114	58	655	50.9	3	9
20.	Don Trull	1967	81	27	442	33.3	1	7
21.	Brian Dowling	1972-73	54	29	383	53.7	2	1
22.	Ed Wilson	1965	46	20	257	43.5	1	3
23.	Tom Greene	1960	63	27	251	42.9	1	6
24.	Neil Graff	1974-75	36	19	241	52.8	2	3
25.	Jeff Carlson	1992	49	18	232	36.7	1	3
26.	Andy Johnson	1974-76,78-81	13	7	194	53.8	4	1
27.	Bob Bleier	1987	39	14	181	35.9	1	1
28.	Richard Christy	1960	11	6	94	54.5	2	2
29.	John Huarte	1966-67	20	8	88	40.0	0	2
30.	Mike Kerrigan	1983-84	15	7	85	46.6	0	1
31.	Dick Shiner	1973-74	10	5	68	50.0	0	1
32.	Don Westbrook	1977-81	2	2	52	100.0	0	0
33.	Bob Gladieux	1969-72	3	1	48	33.3	0	1
34.	Harvey White	1960	7	3	44	42.9	0	0
35.	Larry Garron	1960-68	6	1	39	16.7	0	0
36.	Harold Jackson	1978-81,87	4	2	35	50.0	0	0
37.	David Meggett	1995-97	3	1	35	33.3	1	0
38.	Jim Corcoran	1968	7	3	33	42.9	0	2
39.	Kim Hammond	1969-70	6	2	31	33.3	0	0
40.	Mosi Tatupu	1978-90	2	2	30	100.0	1	0
41.	Jim Crawford	1960-64	2	2	27	100.0	0	0
42.	Gino Cappelletti	1960-70	1	1	27	100.0	1	0
43.	Craig James	1984-88	6	3	26	50.0	3	1
44.	Jon Vaughn	1991-92	2	1	13	50.0	1	0
45.	Shawn McCarthy	1991-92	1	1	11	100.0	0	0
46.	Eddie Hare	1979	1	1	4	100.0	0	

Top 10 By Quarterback Rating

	NAME	RATING		NAME	RATING
1.	Eason, T.	80.6	6.	Parilli, V.	64.8
2.	BLEDSOE, D.	74.9	7.	Wilson, M.	62.6
3.	Millen, H.	71.8	8.	Plunkett, J.	59.7
4.	Songin, B.	71.7	9.	Taliaferro, M.	49.8
5.	Grogan, S.	69.6			

Top 10s

By Passing Attempts

	NAME	ATT
1.	Grogan, S.	3,593
2.	BLEDSOE, D.	2,901
3.	Parilli, V.	2,412
4.	Plunkett, J.	1,503
5.	Eason, T.	1,500
6.	Taliaferro, M.	680
7.	Millen, H.	612
8.	Songin, B.	604
9.	Wilson, M.	415
10.	Cavanaugh, M.	385

By Passing Comp.

	NAME	COMP.
1.	Grogan, S.	1,879
2.	BLEDSOE, D.	1,624
3.	Parilli, V.	1,140
4.	Eason, T.	876
5.	Plunkett, J.	729
6.	Millen, H.	370
7.	Taliaferro, M.	305
8.	Songin, B.	285
9.	Wilson, M.	214
10.	Cavanaugh, M.	206

By Passing TDs

	NAME	TDS
1.	Grogan, S.	182
2.	Parilli, V.	132
3.	BLEDSOE, D.	108
4.	Plunkett, J.	62
5.	Eason, T.	60
6.	Songin, B.	36
7.	Taliaferro, M.	27
8.	Cavanaugh, M.	19
9.	Millen, H.	17
10.	Yewcic, T.	12

By Interceptions

	NAME	INT.
1.	Grogan, S.	208
2.	Parilli, V.	138
3.	BLEDSOE, D.	88
4.	Plunkett, J.	87
5.	Eason, T.	48
6.	Taliaferro, M.	44
7.	Millen, H.	28
8.	Songin, B.	24
9.	Cavanaugh, M.	23
10.	Kapp, J.	17

By Completion %

(Minimum 500 Passes)

	NAME	%
1.	Millen, H.	60.5
2.	Eason, T.	58.4
3.	BLEDSOE, D.	56.0
4.	Grogan, S.	52.3
5.	Plunkett, J.	48.0
6.	Paralli, B.	47.2
	Songin, B.	47.2
8.	Taliaferro, M.	44.9

Patriots All-Time Leaders (cont.)

All-Time Leading Scorers

(Based On Total Points)

	NAME	YEARS	TD TD	TD RUN	TD PA	RT	FG	PAT	TP
1.	Gino Cappelletti	1960-70	42	0	42	0	176	342	1,130
2.	John Smith	1974-83	0	0	0	0	128	308	692
3.	Tony Franklin	1984-87	0	0	0	0	93	163	442
4.	Stanley Morgan	1977-89	68	0	67	1	0	0	408
5.	Sam Cunningham	1973-79,81-82	49	43	6	0	0	0	294
6.	Jim Nance	1965-71	46	45	1	0	0	0	276
7.	Tony Collins	1981-87	44	32	12	0	0	0	264
8.	**BEN COATES**	**1991-97**	**42**	**0**	**42**	**0**	**0**	**0**	**254**
9.	Larry Garron	1960-68	42	14	26	2	0	0	252
	Irving Fryar	1984-92	42	1	38	3	0	0	252
11.	Matt Bahr	1993-95	0	0	0	0	55	73	238
	Jim Colclough	1960-68	39	0	39	0	0	2	238
13.	**ADAM VINATIERI**	**1996-97**	**0**	**0**	**0**	**0**	**52**	**79**	**235**
14.	Curtis Martin	1995-97	37	32	5	0	0	0	226
15.	Steve Grogan	1975-90	36	35	0	1	0	0	216
16.	Jason Staurovsky	1988-91	0	0	0	0	50	57	207
17.	Russ Francis	1975-80,87-88	28	0	28	0	0	0	168
18.	Don Calhoun	1975-81	25	23	2	0	0	0	150
19.	Randy Vataha	1971-76	24	0	23	1	0	0	144
20.	Andy Johnson	1974-76,78-81	22	13	9	0	0	0	132
21.	Mosi Tatupu	1978-90	21	18	2	1	0	0	126
22.	Art Graham	1963-68	20	0	20	0	0	0	120
23.	Ron Burton	1960-65	19	9	8	2	0	0	114
24.	John Stephens	1988-92	19	17	1	1	0	0	114
25.	Carl Garrett	1969-72	18	15	3	0	0	0	108
	Harold Jackson	1978-81,87	18	0	18	0	0	0	108
	Cedric Jones	1982-90	18	0	16	2	0	0	108
28.	Charlie Gogolak	1970-72	0	0	0	0	20	42	102
	Horace Ivory	1977-81	17	14	2	1	0	0	102
	Jim Whalen	1965-69	17	0	17	0	0	0	102
31.	Mack Herron	1973-75	16	9	6	1	0	0	96
	Darryl Stingley	1973-77	16	2	14	0	0	0	96
33.	Babe Parilli	1961-67	15	15	0	0	0	1	92
34.	Don Hasselbeck	1977-83	15	0	15	0	0	0	90
35.	Charlie Baumann	1991-92	0	0	0	0	18	31	85
36.	Billy Lott	1961-63	14	7	7	0	0	0	84
	Derrick Ramsey	1983-85	14	0	14	0	0	0	84
38.	Craig James	1984-88	13	11	2	0	0	0	78
	Leonard Russell	1991-93	13	13	0	0	0	0	78
	Ron Sellers	1969-71	13	0	13	0	0	0	78
41.	**VINCENT BRISBY**	**1993-97**	**12**	**0**	**12**	**0**	**0**	**0**	**72**
42.	Marv Cook	1989-93	11	0	11	0	0	0	66
	Stephen Starring	1983-87	11	0	11	0	0	0	66
44.	Jeff White	1973	0	0	0	0	14	21	63
45.	David Posey	1978	0	0	0	0	11	29	62
	Tony Romeo	1962-67	10	0	10	0	0	1	62
47.	Greg Davis	1989	0	0	0	0	16	13	61
48.	Reggie Rucker	1971-74	10	0	10	0	0	0	60
49.	Scott Sisson	1993	0	0	0	0	14	15	57
49.	Robert Perryman	1987-89	9	9	0	0	0	0	54
	Jim Plunkett	1971-75	9	9	0	0	0	0	54

Top 10s

By Touchdowns

	NAME	TDS
1.	Morgan, S.	68
2.	Cunningham, S.	49
3.	Nance, J.	46
4.	Collins, T.	44
5.	Cappelletti, G.	42
	COATES, B.	**42**
	Garron, L.	42
	Fryar, I.	42
9.	Colclough, J.	39
10.	Martin, C.	37

By Field Goal Att.

	NAME	FGA
1.	Cappelletti, G.	334
2.	Smith, J.	191
3.	Franklin, T.	125
4.	Bahr, M.	72
5.	Staurovsky, J.	69
6.	**VINATIERI, A.**	**64**
7.	Gogolak, C.	36
8.	Baumann, C.	27
9.	Sisson, S.	26
10.	White, J.	25

By Field Goals Made

	NAME	FGS
1.	Cappelletti, G.	176
2.	Smith, J.	128
3.	Franklin, T.	93
4.	Bahr, M.	55
5.	**VINATIERI, A.**	**52**
6.	Staurovsky, J.	50
7.	Gogolak, C.	20
8.	Baumann, C.	18
9.	Davis, G.	16
10.	Sisson, S.	14
	White, J.	14

By PAT's Attempted

	NAME	NO.
1.	Cappelletti, G.	358
2.	Smith, J.	323
3.	Franklin, T.	166
4.	**VINATIERI, A.**	**82**
5.	Bahr, M.	73
6.	Staurovsky, J.	59
7.	Gogolak, C.	42
8.	Baumann C,.	34
9.	Posey, D.	31
10.	White, J.	25

By PAT's Made

	NAME	PATS
1.	Cappelletti, G.	346
2.	Smith, J.	308
3.	Franklin, T.	163
4.	**VINATIERI, A.**	**79**
5.	Bahr, M.	73
6.	Staurovsky, J.	57
7.	Gogolak, C.	42
8.	Baumann, C.	31
9.	Posey, D.	29
10.	White, J.	21

Patriots All-Time Leaders (cont.)

All-Time Leading Interceptors

By Interceptions

	NAME	YEARS	NO.	YDS.	AVG.	LG	TD
1.	Raymond Clayborn	1977-89	36	555	15.4	85	1
2.	Ron Hall	1961-67	29	476	16.4	87	1
	Roland James	1980-90	29	383	13.2	46	0
	Fred Marion	1982-91	29	457	15.8	83	1
5.	Mike Haynes	1976-82	28	393	14.0	50	1
6.	Maurice Hurst	1989-95	27	263	9.4	36	1
7.	Nick Buoniconti	1962-68	24	223	9.3	41	0
	Ronnie Lippett	1984-91	24	420	17.5	73	2
9.	Don Webb	1961-70	21	366	17.4	59	2
10.	Ron Bolton	1972-75	18	116	6.4	56	0
11.	Tim Fox	1976-81	17	215	12.6	29	0
12.	Steve Nelson	1974-87	17	226	13.3	37	0
13.	Tom Addison	1960-67	16	103	6.4	17	1
14.	Rick Sanford	1979-84	16	198	12.4	99t	1
15.	Prentice McCray	1974-80	15	352	23.5	63t	2
16.	Ross O'Hanley	1960-65	15	288	19.2	61	1
17.	Chuck Shonta	1960-67	15	261	17.4	52	0
18.	Dick Felt	1962-66	12	199	16.6	35	0
19.	Vincent Brown	1988-95	10	95	9.5	49t	1
20.	Larry Carwell	1969-72	10	186	18.6	53t	1
21.	**WILLIE CLAY**	**1996-97**	**10**	**159**	**15.9**	**53t**	**1**
22.	Bob Howard	1975-77	10	90	9.0	44t	1
23.	Leroy Mitchell	1967-68	10	50	5.0	20	0
24.	**TY LAW**	**1995-97**	**9**	**162**	**18.0**	**40**	**1**
25.	Ed Philpott	1967-71	9	91	10.1	23	0
26.	Fred Bruney	1960-62	8	125	15.6	33t	1
27.	Tom Hennessey	1965-66	8	113	14.1	33	0
28.	Jerome Henderson	1991-93,96	7	52	7.4	34	0
29.	Sam Hunt	1974-79	7	189	27.0	68t	1
30.	Johnny Rembert	1983-92	7	70	10.0	37	0
31.	Bob Suci	1963	7	277	39.6	98t	2
32.	Clyde Washington	1960-61	7	58	8.3	33	0
33.	John Charles	1967-69	6	110	18.3	35t	2
34.	Lawrence McGrew	1980-89	6	49	8.2	27	0
35.	Rod McSwain	1984-90	6	89	14.8	42	0
36.	Ricky Reynolds	1994-96	6	24	4.0	11	1
37.	John Sanders	1974-76	6	75	12.5	23t	1
38.	Don Blackmon	1981-87	5	63	12.6	39	0
39.	Myron Guyton	1994-95	5	86	17.2	45	0
40.	Mike Hawkins	1978-81	5	56	11.2	35t	1
41.	Honor Jackson	1972-73	5	133	26.6	55	0
42.	Daryl Johnson	1968-71	5	85	17.0	42	0
43.	**LAWYER MILLOY**	**1996-97**	**5**	**29**	**5.8**	**15**	**0**
44.	Rod Shoate	1975-81	5	50	10.0	42t	1

Top 10s

By Int. Return Yds

	NAME	NO.
1.	Clayborn, R.	555
2.	Hall, R.	476
3.	Marion, F.	457
4.	Lippett, R.	420
5.	Haynes, M.	393
6.	Webb, D.	366
7.	McCray, P.	352
8.	James, R.	332
9.	O'Hanley, R.	288
10.	Suci, B.	277

By Touchdowns

1.	Lippett, R.	2
	McCray, P.	2
	Suci, B.	2
	Webb, D.	2
	Charles, J.	2
6.	Brown, V.	1
	Addison, T.	1
	Bruney, F.	1
	Carwell, L.	1
	CLAY, W.	**1**
	Clayborn, R.	1
	Geddess, B.	1
	Hall, R.	1
	Hawkins, M.	1
	Haynes, M.	1
	Hitchcock, J.	1
	Howard, B.	1
	Hunt, Jim Lee	1
	Hunt, Sam	1
	Hurst, M.	1
	Law, T.	1
	Marion, F.	1
	MCGINEST, W.	**1**
	O'Hanley, R.	1
	Outlaw, J.	1
	Pool, D.	1
	Sanders, J.	1
	Sanford, R.	1
	Shoate, R.	1
	Singleton, C.	1
	SLADE, C.	**1**
	Weishuhn, C.	1
	Whigham, L.	1
	Witt, M.	1

Patriots All-Time Leaders (con't)

All-Time Leading Punters

By Punts

	NAME	YEARS	NO.	YDS	AVG	LG	BLK
1.	Rich Camarillo	1981-87	468	19,922	42.6	76	4
2.	Tom Yewcic	1961-66	377	14,553	38.6	70	9
3.	Tom Janik	1969-71	243	9,516	39.2	58	1
4.	Mike Patrick	1975-78	222	8,481	38.2	64	0
5.	Shawn McCarthy	1991-92	169	6,877	40.7	93	2
6.	Jeff Feagles	1988-89	154	5,874	38.1	74	1
7.	**TOM TUPA**	**1996-97**	**141**	**6,308**	**44.7**	**73**	**1**
8.	Terry Swanson	1967-68	127	5,081	40.0	62	2
9.	Pat O'Neill	1994-95	110	4,355	39.6	57	0
10.	Bruce Barnes	1973-74	100	3,738	37.4	53	0
11.	Eddie Hare	1979	83	3,038	36.6	58	1
12.	Mike Hubach	1980-81	82	3,118	38.0	69	0
13.	Pat Studstill	1972	75	2,859	38.1	57	1
14.	Mike Saxon	1993	73	3,096	42.4	59	3
15.	Tom Greene	1960	61	2,253	36.9	66	1
16.	Jim Fraser	1966	55	2,044	37.2	68	2
17.	Jerrel Wilson	1978	54	1,921	35.6	57	0

By Punt Avg. (Minimum 100 Punts)

NAME	AVG.
1.TUPA, T.	**44.7**
2.Camarillo, R.	42.6
3.McCarthy, S.	40.7
4.Swanson, T.	40.0
5.O'Neill, P.	39.6
6.Feagles, J.	39.5
7.Janik, T.	39.2
8.Yewcic, T.	38.5
9.Patrick, M.	37.7
10.Barnes, B.	37.4

All-Time Leading Punt Returners

(Based on Return Yardage)

	NAME	YEARS	NO.	FC	YDS.	AVG	LG	TD
1.	Irving Fryar	1984-92	206	70	2,055	10.0	85t	3
2.	David Meggett	1995-97	142	32	1,438	10.1	60t	1
3.	Mike Haynes	1976-82	111	8	1,159	10.4	89t	2
4.	Stanley Morgan	1977-89	92	32	960	10.4	80t	1
5.	Mack Herron	1973-75	74	14	888	12.0	66	0
6.	Ricky Smith	1982-83	54	20	537	9.9	55	0
7.	Carl Garrett	1969-72	43	2	487	11.3	62	0
8.	**TROY BROWN**	**1993-97**	**49**	**19**	**426**	**8.8**	**38**	**0**
9.	Roland James	1980-90	42	8	400	9.5	75t	1
10.	Ron Burton	1960-65	56	0	389	6.9	62	0
11.	Bob Suci	1963	25	NA	233	9.3	22	0
12.	Walter Stanley	1992	28	17	227	8.1	50	0
13.	Ronnie Harris	1993-94	26	4	227	8.7	21	0
14.	Jerome Henderson	1991-93,96	27	10	201	7.4	39	0
15.	Billy Johnson	1966-69	23	9	195	8.5	52	0
16.	Ray Crittenden	1993-94	21	7	192	9.1	30	0
17.	Sammy Martin	1988-91	20	2	165	8.3	28	0
18.	Tom Stephens	1960-64	19	NA	151	7.9	26	0
19.	Fred Bruney	1960-62	30	NA	148	4.9	19	0
20.	Joe Bellino	1965-67	19	8	148	7.8	18	0
21.	Jay Cunningham	1965-67	22	5	140	6.4	44	0
22.	Dave Cloutier	1964	20	NA	136	6.8	40	0
23.	Darryl Stingley	1973-77	19	4	136	7.2	29	0
24.	Willie Porter	1968	22	5	135	6.1	24	0
25.	Stephen Starring	1983-87	19	2	108	5.7	17	0
26.	Erroll Tucker	1989	13	1	102	7.8	25	0

Top 10s

By Punt Returns

NAME	NO.
1. Fryar, I.	206
2. Meggett, D. . .	142
3. Haynes, M. . .	111
4. Morgan, S. . . .	92
5. Herron, M. . . .	74
6. Burton, R. . . .	56
7. Smith, R.	54
8. BROWN, T. . .	**49**
9. Garrett, C. . . .	43
10.James, R. . . .	42

By Return Average (Minimum of 20 Ret.)

NAME	AVG.
1. Herron, M. . .	12.0
2. Garrett, C. . .	11.3
3. Haynes, M. . .	10.4
4. Morgan, S. . .	10.4
5. Meggett, D. .	10.1
6. Fryar, I.	10.0
7. Smith, R.	9.9
8. James, R. . . .	9.5
9. BROWN, T. . .	**8.7**
10.Burton, R. . . .	6.9

Patriots All-Time Leaders (cont.)

All-Time Leading Kickoff Returners

(Based on Return Yardage)

	NAME	YEARS	NO.	YDS.	AVG.	LG	TD
1.	David Meggett	1995-97	105	2,561	24.4	62	0
2.	Larry Garron	1960-67	89	2,299	25.8	95t	2
3.	Stephen Starring	1983-87	107	2,259	21.1	53	0
4.	Carl Garrett	1969-72	92	2,251	24.5	63	0
5.	Sammy Martin	1988-90	88	1,834	20.8	95t	1
6.	Mack Herron	1973-75	71	1,796	25.3	92t	1
7.	**TROY BROWN**	**1993-97**	**76**	**1,563**	**20.6**	**51**	**0**
8.	Raymond Clayborn	1977-89	57	1,538	27.0	101t	3
9.	Ricky Smith	1982-84	67	1,505	22.5	98t	1
10.	Jay Cunningham	1965-67	64	1,372	21.4	45	0
11.	Tony Collins	1981-87	65	1,335	20.5	46	0
12.	Jon Vaughn	1991-92	54	1,281	23.7	100t	2
13.	Horace Ivory	1977-81	45	1,191	26.5	98t	1
14.	Ron Burton	1960-65	46	1,119	24.3	91t	1
15.	J.D. Garrett	1964-67	48	1,054	22.0	42	0
16.	Ray Crittenden	1993-94	47	938	20.0	44	0
17.	Joe Bellino	1965-67	43	905	21.0	43	0
18.	Allen Carter	1975-76	33	898	27.2	99t	1
19.	Marvin Allen	1988-91	43	844	19.6	34	0
20.	Allan Clark	1979-80	40	837	20.9	38	0
21.	Willie Porter	1968	36	812	22.6	61	0
22.	Richard Christy	1960	24	617	25.7	52	0
23.	Odell Lawson	1970-71	27	593	22.0	52	0
24.	Andy Johnson	1974-76,78-81	28	544	19.4	41	0
25.	Walter Stanley	1992	29	529	18.2	40	0
26.	Billy Johnson	1966-69	24	453	18.9	36	0
27.	Irving Fryar	1984-92	26	495	19.0	47	0
28.	Jess Phillips	1976-77	20	490	24.5	71	0
29.	Jon Williams	1984	23	461	20.0	29	0
30.	**DERRICK CULLORS**	**1997**	**15**	**386**	**25.7**	**86t**	**1**
31.	Leroy Thompson	1994	18	376	20.9	30	0
32.	Reggie Rucker	1971-74	15	375	25.0	43	0
33.	Bob Suci	1963	17	360	21.1	35	0
34.	Ron Gardin	1971	14	321	22.9	34	0
35.	Josh Ashton	1972-74	15	309	20.6	31	0

Top 10s

By Kickoff Returns

NAME	NO.
1. Starring, S.	107
2. Meggett, D.	105
3. Garrett, C.	92
4. Garron, L.	89
5. Martin, S.	88
6. BROWN, T.	76
7. Herron, M.	71
8. Smith, R.	67
9. Collins, T.	66
10. Cunningham, J.	64

By Kickoff Return Avg. (Minimum of 20 Ret.)

NAME	AVG.
1. Carter, A.	27.2
2. Clayborn, R.	27.0
3. Ivory, H.	26.5
4. Garron, L.	25.8
5. Christy, D	25.7
6. Herron, M.	25.3
7. Garrett, C.	24.5
8. Meggett, D.	24.4
9. Burton, R.	24.3
10. Vaughn, J.	23.7

Consecutive Records

Individual

SEASONS PLAYED
16 Steve Grogan (1975-90)
14 Steve Nelson (1974-86)

GAMES PLAYED
161 Raymond Clayborn (9-18-77 to 11-22-87)
152 Gino Cappelletti (9-9-60 to 12-6-70)

GAMES STARTED
147 Raymond Clayborn (9-3-78 to 11-22-87)
110 Ray Hamilton (9-16-73 to 10-26-80)

GAMES SCORING
101 John Smith (9-28-75 to 10-2-83)

GAMES SCORING TD
7 Curtis Martin (10-13-96 to 11-24-96)
5 Curtis Martin (10-23-95 to 11-19-95)
Michael Timpson (12-26-93 to 9-18-94)
Horace Ivory (10-22-78 to 11-19-78)
Jimmy Colclough (11-11-62 to 12-9-62)

GAMES RUSHING TD
7 Curtis Martin (10-13-96 to 11-24-96)
5 Curtis Martin (10-23-95 to 11-19-95)
Horace Ivory (10-22-78 to 11-19-78)
4 Jim Nance (11-27-66 to 12-18-66)
Tony Collins (9-21-81 to 10-11-81)

GAMES RECEIVING TD
5 Michael Timpson (12-26-93 to 9-18-94)
Jimmy Colclough (11-11-62 to 12-9-62)
4 Stanley Morgan (9-21-86 to 10-12-86)
Stanley Morgan (9-7-80 to 9-29-80)
Art Graham (12-11-66 to 9-17-67)

GAMES PASSING TD
14 Babe Parilli (12-3-61 to 9-8-63)
12 Drew Bledsoe (12-5-93 to 10-16-94)
11 DREW BLEDSOE (12-21-96 TO 11-16-97)
10 Babe Parilli (12-11-66 to 10-29-67)
Mike Taliaferro (9-28-69 to 11-30-69)
Tony Eason (11-24-85 to 10-5-86)

GAMES NONE INTERCEPTED
6 Tony Eason (9-7-86 to 10-26-86)
5 Drew Bledsoe (10-23-95 to 11-19-95)

PASSING ATTEMPTS NONE INTERCEPTED
179 Drew Bledsoe (10-23-95 to 11-26-95)
178 Tony Eason (12-22-85 to 10-26-86)
141 Tony Eason (12-18-83 to 10-14-84)

GAMES RECEPTIONS MADE
63 Ben Coates (12-27-92 to 12-15-96)
42 Jim Colclough (9-9-60 to 9-8-63)
28 Stanley Morgan (12-1-85 to 11-29-87)

RECEPTIONS MADE FOR TDs
3 Derrick Ramsey (11-18-84)
Harold Jackson (9-9-79)

GAMES INTERCEPTIONS MADE
4 Mike Haynes (11-7-76 to 11-28-76)
3 Ty Law (11-26-95 to 12-10-95)
Myron Guyton (11-12-96 to 11-26-95)

FGs MADE
14 Tony Franklin (10-26-86 to 11-23-86)
12 Matt Bahr (12-19-94 to 9-25-95)
9 Tony Franklin (12-16-84 to 10-6-85), (10-7-84 to 11-4-84)

GAMES FG MADE
25 ADAM VINATIERI (11-24-96 TO 11-9-97)
17 Matt Bahr (12-18-94 to 12-16-95)
17 Tony Franklin (11-24-85 to 11-23-86)

PATs MADE
105 Gino Cappelletti (12-8-63 to 12-18-66)
79 John Smith (11-18-79 to 10-4-81)

PRO BOWL APPEARANCES
8 John Hannah (1979 to 1985)

Team

MOST VICTORIES
8 Nov. 13, 1994 to Sept. 3, 1995
7 Oct. 19, 1986 to Nov. 30, 1986
Nov. 7, 1976 to Sept. 18, 1977
Sept. 24, 1978 to Nov. 5, 1978

MOST SHUTOUT VICTORIES
2 (vs. Miami), Dec. 12, 1982 and at Seattle Dec. 19, 1982

MOST VICTORIES AT HOME
10 Sept. 19, 1976 to Oct. 30, 1977

MOST VICTORIES ON ROAD
6 Oct. 19, 1986 to Dec. 22, 1986
Sept. 10, 1978 to Nov. 19, 1978

MOST LOSSES
14 Sept. 23, 1990 to Sept. 1, 1991
10 Dec. 22, 1991 to Nov. 8, 1992
9 Oct. 25, 1981 to Dec. 20, 1981
Oct. 8, 1972 to Dec. 3, 1972
Sept. 27, 1970 to Nov. 22, 1970

MOST LOSSES AT HOME
10 Dec, 3, 1989 to Sept. 22, 1991
6 Nov. 3, 1974 to Sept. 28, 1975
Oct. 15, 1972 to Sept. 23, 1973
Sept. 27, 1970 to Dec. 13, 1970

MOST LOSSES ON ROAD
8 Sept. 13, 1981 to Dec. 20, 1981
Dec. 6, 1970 to Dec. 12, 1971
Oct. 6, 1968 to Oct. 26, 1969

MOST GAMES SCORING
125 Dec. 28, 1975 to Nov. 13, 1983

MOST QUARTERS PATRIOTS SCORELESS
10 Nov. 22, 1992 (vs. NYJ, 2nd half) to Dec. 6, 1992 (vs. Indianapolis)

MOST SHUTOUT QUARTERS ALLOWED
8 Dec. 12, 1982 (vs. Miami) to Dec. 19, 1982 (at Seattle)

MOST QUARTERS NOT ALLOWING A TD
10 Dec. 5, 1982 (at Chicago, 2nd half) thru Dec. 19, 1982 (at Seattle)
(Shutout victories vs. Miami 12-12-82 and at Seattle 12-19-82)

SERIES GAME PATRIOTS' VICTORIES
11 Buffalo Bills, Jan. 2, 1983 to Dec. 20, 1987

SERIES GAME PATRIOTS' LOSSES
9 New York Jets, Dec. 18, 1966 to Nov. 22, 1970

Opponents Longest Plays

70+ RUSHING

	PLAYER	YARDS	OPP.	DATE
1.	Jack Larschied	87t	at Oak.	10/16/60
2.	Thurman Thomas	80t	at Buff.	11/18/90
	O.J. Simpson	80t	vs Buff.	9/16/73
4.	Tony Dorsett	75t	vs Dal.	9/21/81
5.	Wayne Patrick	72	at Buff.	10/11/69

60+ PUNT RETURNS

	PLAYER	YARDS	OPP.	DATE
1.	Goldie Sellers	76t	at K.C.	11/17/68
	Eugene Mingo	76t	vs Den.	9/9/60
3.	Mike Nelms	75t	at Wash.	10/25/81
	Nesby Glasglow	75t	vs. Balt.	11/187/9
5.	Terry Metcalf	69t	at St.L.	11/2/75

80+ PASS PLAYS

	PLAYER	YARDS	OPP.	DATE
1.	George Shaw t o Jerry Tarr	97t	vs Den.	9/21/62
2.	Len Dawson to Frank Pitts	90t	at K.C.	11/17/68
3.	Ken O'Brien to Wesley Walker	88t	at NYJ	11/24/85
4.	Steve DeBerg to S. Paige	86t	vs. K.C.	12/2/90
	Clyde Grosscup to Don Maynard	86t	NY Titans	10/6/62
6.	John Hadl to Lance Alworth	85t	vs S.D.	10/17/65
7.	Scott Hunter to Leonard Thompson	82	vs. Det.	10/7/79

70+ INTERCEPTION RETURNS

	PLAYER	YARDS	OPP.	DATE
1.	Dick Anderson	94t	vs Mia.	11/24/68
2.	Ray Buchanan	90t	vs Indy	12/11/94
3.	Leroy Irvin	80	vs LARams	11/16/80
4.	Levi Johnson	76	at Det.	10/10/76
5.	Dave Washington	72t	vs Buff.	11/3/74
	LeRoy Moore	70	vs. Den.	11/20/64

90+ KICKOFF RETURNS

	PLAYER	YARDS	OPP.	DATE
1.	Charlie Warner	102t	vs Buff.	11/7/65
2.	Mercury Morris	96t	at Mia.	12/6/70
3.	Mercury Morris	94t	vs Mia.	12/5/71
4.	Ode Burrell	93t	at Hou.	11/29/64
	Elbert Dubenion	93t	at Buff.	11/3/62
6.	Reggie Barrow	92t	at Jack.	12/7/97
7.	Joe Washington	90t	vs. Balt.	9/18/78
	Wallace Francis	90t	at Buff.	12/9/73
	Al Frazier	90t	at Den.	12/3/61

70+ PUNTS

	PLAYER	YARDS	OPP.	DATE
1.	Bob Parsons	81	at Chi.	11/5/82
2.	Joe Prokop	76	vs NYJ	11/5/89
3.	James Fraser	75	at Den.	11/11/62
4.	Reggie Roby	73	vs Mia.	10/5/86
5.	Mark Horan	71	vs Den.	10/27/91
6.	Lee Johnson	70	at Cin.	9/23/90
	Bryan Wagner	70	vs Chi.	10/30/88

50+ FIELD GOALS

	PLAYER	YDS	OPP	DATE
1.	Morten Anderson	54	at Atl.	10/1/95
	Norm Johnson	54	at Atl.	11/29/92
	Dean Biasucci	54	vs Indy	11/11/90
4.	Pat Leahy	53	vs. NYJ	10/20/85
	Uwe Von Schamann	53	vs Mia.	10/21/79
6.	Pat Leahy	52	vs. NYJ	10/20/85
	Raul Allegre	52	vs. Balt.	9/4/83
	Raul Allegre	52	at Balt.	10/9/83
	Uwe Von Schamann	52	vs Mia.	11/13/82
	Chris Bahr	52	at Cin.	10/15/78
11.	Jason Elam	51	vs. Den.	10/8/95
	Steve Christie	51	at Buff.	11/11/95
	Tony Franklin	51	vs Mia.	11/6/88
	Chris Bahr	51	at Oak.	11/1/81
15.	50 YardsAccomplished Eight Times; Most Recent:			
	Olindo Mare	50	at Mia.	12/22/97

Patriots Longest Plays

70+ RUSHING

	PLAYER	YARDS	OPP.	DATE
1.	Larry Garron	85t	vs. Buf.	10/22/61
2.	Carl Garrett	80t	vs. Mia.	11/9/69
3.	Robert Weathers	77t	vs. Balt.	9/4/83
	Ron Burton	77t	at Den.	10/23/60
5.	Sam Cunningham	75t	at Buff.	10/20/74
6.	Craig James	73t	vs. St. Louis	12/2/84

70+ PUNT RETURNS

	PLAYER	YARDS	OPP.	DATE
1.	Mike Haynes	89t	vs. Buff.	11/7/76
2.	Irving Fryar	85t	at Buff.	9/22/85
3.	Stanley Morgan	80t	vs. Balt.	11/18/79
4.	Irving Fryar	77t	vs. Indy	11/10/85
5.	Roland James	75t	vs. NYJ	11/2/80

80+ PASS PLAYS

	PLAYER	YARDS	OPP.	DATE
1.	T. Eason to C. James	90t	at Chi.	9/15/85
2.	J. Plunkett to R. Vataha	88t	at Balt.	12/19/71
3.	T. Sherman to J. Whalen	87t	at NYJ	10/27/68
4.	D.Bledsoe to B.Coates	84t	vs. Mia.	11/3/96
5.	B. Parilli to A.Graham	80t	at Hou.	11/29/64
	J. Plunkett to C. Garrett	80t	vs. Buff.	11/14/71
	D. Flutie to I. Fryar	80t	vs. Chi.	10/30/88

80+ INTERCEPTION RETURNS

	PLAYER	YARDS	OPP.	DATE
1.	Jimmy Hitchcock	100t	vs. Mia.	11/23/97
2.	Rick Sanford	99t	at Chi.	12/5/82
3.	Bob Suci	98t	vs. Hou.	11/1/63
4.	Ron Hall	87t	at Den.	9/18/66
5.	Raymond Clayborn	85t	at Clev.	10/7/84
6.	Fred Marion	83t	at Sea.	11/17/85
7.	Chris Singleton	82t	at Indy	11/15/92

90+ KICKOFF RETURNS

	PLAYER	YARDS	OPP.	DATE
1.	Raymond Clayborn	101t	at Balt.	12/18/77
2.	Raymond Clayborn	100t	at NYJ	10/2/77
	Jon Vaughn	100t	at Cin.	12/20/92
3.	Allan Carter	99t	at Balt.	12/21/75
	Jon Vaughn	99t	at Pho.	9/29/91
5.	Ricky Smith	98t	vs. NYJ	9/19/82
	Horace Ivory	98t	at Balt.	10/19/80
7.	Sammy Martin	95t	at Indy	11/27/88
	Larry Garron	95t	at Buff.	11/3/62
9.	Mac Herron	92t	vs. S.D.	12/2/73
10.	Ron Burton	91t	vs. Dallas	11/3/61

70+ PUNTS

	PLAYER	YARDS	OPP.	DATE
1.	Shawn McCarthy	93	at Buff.	11/3/91
2.	Luke Prestridge	89	vs. Mia.	10/21/84
3.	Bob Scarpito	87	at Den.	9/29/68
4.	Luke Prestridge	82	vs. NYJ	10/28/84
5.	Rich Camarillo	76	vs. NYJ	9/19/82
6.	Rich Camarillo	75	at Chi.	9/15/85
	Rich Camarillo	75	at Oak.	11/1/81
8.	Jeff Feagles	74	vs. Indy	10/2/88
9.	Rich Camarillo	73	vs. Miami	9/13/87

50+ Field Goals

	PLAYER	YARDS	OPP.	DATE
1.	Matt Bahr	55	at Mia.	11/12/95
2.	Jason Staurovsky	53	vs. Sea.	10/7/90
	Gino Cappelletti	53	at NYJ	11/28/65
4.	**ADAM VINATIERI**	**52**	**vs. Buff.**	**10/12/97**
5.	Charlie Gogolak	51	at Mia.	1017/71
	Gino Cappelletti	51	vs. Den.	11/20/64
7.	**ADAM VINATIERI**	**50**	**AT BALT.**	**10/6/96**
	Teddy Garcia	50	at Minn.	9/11/88
	Tony Franklin	50	vs. LA Raid.	11/1/87
	Tony Franklin	50	vs. Det.	12/8/85
	Tony Franklin	50	at T.B.	10/27/85
	John Smith	50	vs. K.C.	10/4/81

100+ Yard Rushing Games

#	YDS	NO	NAME	DATE	OPPONENTS
1	212	23	Tony Collins	9/18/83	NY Jets
2	208	38	Jim Nance	10/30/66	Oakland
3	199	40	Curtis Martin	9/14/97	NY Jets
4	185	34	Jim Nance	9/24/67	at Buffalo
5	177	25	Don Calhoun	11/28/76	Denver
6	177	22	Don Calhoun	12/5/76	N. O.
7	166	35	Curtis Martin	11/5/96	at NY Jets
8	166*	19	Curtis Martin	1/5/97	Pitt.
9	164	24	Jim Nance	12/17/67	at Miami
10	164	17	Curtis Martin	10/13/96	Wash.
11	161	32	Tony Collins	11/28/82	Houston
12	148	27	Curtis Martin	11/26/96	at Buffalo
13	148	31	Curtis Martin	12/10/96	NY Jets
14	147	27	Leonard Russell	11/28/93	NY Jets
15	147	23	Tony Collins	10/23/83	at Buffalo
16	146	17	Jim Nance	12/11/66	at Houston
17	146	35	Michael LeBlanc	10/11/87	Buffalo
18	143	17	Don Calhoun	9/10/78	St. Louis
19	142	25	Craig James	12/22/85	Cincinnati
20	142	30	Curtis Martin	11/12/96	at Miami
21	141	24	Don Calhoun	11/14/76	at Baltimore
22	141	25	Sam Cunningham	10/7/76	Buffalo
23	141	25	Sam Cunningham	10/16/77	at San Diego
24	141	35	Curtis Martin	11/24/96	Indy
25	140	13	Larry Garron	10/26/62	Oakland
26	138	30	Craig James	12/16/84	Indy
27	138	26	Leonard Russell	12/26/93	Indy
28	137	21	Tony Collins	9/12/82	at Baltimore
29	134	25	John Stephens	10/23/88	at Buffalo
30	133	23	Jim Nance	11/27/66	at Miami
31	130	17	John Stephens	12/17/88	at Denver
32	129	22	Sam Cunningham	10/27/74	at Minn.
33	128	16	Horace Ivory	11/5/78	at Buffalo
34	128	21	Mosi Tatupu	12/4/83	N.O.
35	127	14	Andy Johnson	12/12/76	at Tampa
36	127	21	Carl Garrett	11/28/71	at Buffalo
37	127	36	Curtis Martin	10/23/96	Buffalo
38	127	29	Jim Nance	10/8/67	San Diego
39	127	16	Ron Burton	10/23/60	at Denver
40	126	24	Jim Nance	9/18/66	at Denver
41	126	23	John Stephens	11/19/89	Buffalo
42	125	24	Jim Nance	11/16/69	at Cincinnati
43	125	11	Sam Cunningham	10/20/74	at Buffalo
44	124	18	Andy Johnson	10/19/75	Baltimore
45	124	35	John Stephens	10/30/88	Chicago
46	124	27	John Stephens	12/3/89	Indy
47	123	30	Scott Lockwood	12/27/92	Miami
48	121	25	Curtis Martin	9/7/97	at Indy
49	121	12	J.D. Garrett	10/4/64	at Denver
50	121	31	John Stephens	12/4/88	Seattle
51	120	20	Craig James	11/4/84	at Denver
52	120	20	Curtis Martin	12/16/96	at Pitt.
53	119	23	Craig James	11/3/85	Miami
54	119	13	Mack Herron	10/12/75	at Cincinnati
55	118	17	Ron Burton	9/16/62	Houston
56	118	22	Sam Cunningham	10/24/76	at Buffalo
57	116	12	Horace Ivory	11/18/79	Baltimore
58	116	10	Larry Garron	10/22/61	Buffalo
59	116	28	Leonard Russell	10/10/93	at Phoenix
60	115	26	Craig James	12/8/85	Detroit
61	113	16	Don Calhoun	12/21/80	at N.O.
62	113	15	Horace Ivory	10/22/78	Miami
63	113	20	Jim Nance	10/15/67	Miami
64	113	21	Sam Cunningham	11/17/74	NY Jets
65	112	19	Craig James	11/22/84	at Dallas
66	112	31	Curtis Martin	12/3/96	N.O.
67	112	26	Leonard Russell	12/15/91	at N.Y. Jets
68	111	15	Carl Garrett	10/10/71	NY Jets
69	111	19	Jim Nance	12/8/68	at Miami
70	110	20	Jon Vaugn	11/22/92	NY Jets
71	109	27	Andy Johnson	9/18/78	Baltimore
72	109	22	Don Calhoun	11/21/76	at NY Jets
73	109	24	Jim Nance	12/4/66	Buffalo
74	109	18	Jim Nance	11/26/67	at Houston
75	109	17	Jim Nance	11/9/69	Miami
76	108	14	Craig James	11/24/85	at NY Jets
77	108	26	Jim Nance	11/5/67	Houston
78	108	25	Jim Nance	10/23/66	San Diego
79	108	23	Josh Ashton	10/1/72	Wash.
80	107	22	Jim Nance	11/20/66	at K.C.
81	107	17	Larry Garron	12/8/63	at Houston
82	107	20	Tony Collins	9/16/84	Seattle
83	106	19	Don Calhoun	11/23/80	Baltimore
84	106	27	Leonard Russell	11/3/91	at Buffalo
85	106	21	Sam Cunningham	9/19/76	Miami
86	105*	22	Craig James	1/12/86	at Miami
87	105	11	Dick Christy	11/11/60	NY Titans
88	105	23	Sam Cunningham	9/18/77	K.C.
89	104	21	Curtis Martin	11/2/97	at Minn.
90	104*	23	Craig James	1/5/86	at LA Raid.
91	104	22	Jim Nance	11/13/66	Houston
92	104	25	John Stephens	11/6/88	Miami
93	103	21	Andy Johnson	10/26/75	S.F.
94	103	24	Curtis Martin	12/23/96	at Indy
95	103	15	Don Calhoun	12/7/75	NY Jets
96	103	7	Steve Grogan	10/18/76	NY Jets
97	103	32	Tony Collins	12/19/82	at Seattle
98	103	22	Tony Collins	10/25/81	at Wash.
99	102	19	Curtis Martin	9/3/95	Cleveland
100	101	31	Sam Cunningham	10/9/77	Seattle
101	101	21	Sam Cunningham	10/3/76	Oakland
102	100	22	Mark van Eeghen	12/19/82	at Seattle
103	100	6	Robert Weathers	9/4/83	Batlimore
104	100	19	Sam Cunningham	11/23/75	at Buffalo
105	100	21	Tony Collins	11/6/83	Buffalo
106	100	17	Vagas Ferguson	11/23/80	Baltimore

*Playoff Game

100+ Yard Receiving Games

#	YDS	REC	NAME	DATE	OPPONENTS
1	182	5	Stanley Morgan	11/8/81	Miami
2	170	5	Stanley Morgan	11/26/78	at Indy
3	167	8	Art Graham	11/6/64	Houston
4	165	8	Irving Fryar	10/4/92	at NY Jets
5	163	7	Terry Glenn	10/27/97	G.B.
6	162	7	Stanley Morgan	10/12/86	NY Jets
7	161	9	Vincent Brisby	10/1/95	at Atlanta
8	161	9	Irving Fryar	10/20/91	Minnesota
9	161	8	Ben Coates	9/4/94	at Miami
10	161	7	Stanley Morgan	9/21/86	Seattle
11	158	5	Stanley Morgan	11/4/79	at Buffalo
12	158	3	Ron Sellers	12/14/69	at Houston
13	156	6	Art Graham	10/5/63	at NY Jets
14	151	5	Stanley Morgan	10/28/79	at Baltimore
15	150	7	Mike Timpson	12/22/92	at Cincinnati
16	149	10	Tony Romeo	11/17/63	K.C.
17	149	6	Randy Vataha	12/7/75	NY Jets
18	148	8	Cedric Jones	9/10/89	at NY Jets
19	148	8	Stanley Morgan	12/22/86	at Miami
20	147	7	Gino Cappelletti	10/31/64	at NY Jets

100+ Yard Receiving Games (cont.)

#	YDS	REC	NAME	DATE	OPPONENTS
21	147	5	Harold Jackson	12/16/79	Minnesota
22	146	6	Stanley Morgan	11/1/87	LA Raid.
23	146	5	Gino Cappelletti	12/18/65	Houston
24	143	8	Irving Fryar	11/17/91	NY Jets
25	142	4	Stanley Morgan	11/30/80	at S.F.
26	142	4	Jim Colcolugh	10/6/62	NY Titans
27	141	7	Stanley Morgan	1/2/83	Buffalo
28	141	3	Stanley Morgan	11/22/81	at Buffalo
29	140	6	Stanley Morgan	10/6/85	at Cleveland
30	140	4	Aaron Marsh	9/22/68	NY Jets
31	139	7	Don Hasselbeck	10/11/81	at NY Jets
32	139	6	Russ Francis	9/26/76	at Pittsburgh
33	137	9	Jim Colclough	11/17/63	K.C.
34	136	9	Stanley Morgan	10/9/83	at Indy
35	135	5	Ben Coates	11/3/96	Miami
36	134	11	Art Graham	11/20/66	at K.C.
37	134	6	Irving Fryar	11/24/91	Buffalo
38	134	6	Jim Colclough	12/20/64	Buffalo
39	134	6	Jim Whalen	10/15/67	Miami
40	132	6	Irving Fryar	10/13/85	Buffalo
41	131	6	Gino Cappelletti	10/13/61	Houston
42	130	10	Hart Lee Dykes	12/17/89	at Pittsburgh
43	130	7	Stanley Morgan	12/5/82	at Chicago
44	129	7	Randy Vataha	12/5/71	Miami
45	129	6	Stanley Morgan	12/9/79	at NY Jets
46	127	6	Harold Jackson	10/19/80	at Baltimore
47	127	6	Cedric Jones	11/5/89	NY Jets
48	127	4	Stanley Morgan	12/26/82	at Pittsburgh
49	127	3	Jim Colcough	11/30/62	NY Titians
50	126	5	Harold Jackson	9/27/81	at Pittsburgh
51	126	5	Russ Francis	9/24/78	at Oakland
52	126	3	Irving Fryar	10/12/86	NY Jets
53	125	10	Michael Timpson	9/18/94	at Cincinnati
54	125	7	Russ Francis	11/23/75	at Buffalo
55	125	6	Stanley Morgan	10/5/86	Miami
56	125	5	Troy Brown	10/19/97	at NY Jets
57	125	3	Stanley Morgan	9/18/78	Baltimore
58	124	9	Ben Coates	9/11/94	Buffalo
59	124	8	Terry Glenn	12/21/96	at NY Giants
60	124	7	Harold Jackson	9/3/78	Wash.
61	124	6	Troy Brown	9/21/97	Chicago
62	124	5	Stanley Morgan	11/29/79	at Miami
63	124	5	Dick Christy	11/4/60	Oakland
64	124	4	Ron Sellers	11/2/69	Houston
65	123	9	Ben Coates	10/9/94	LA Raid.
66	123	7	Jim Colcough	9/16/61	Denver
67	123	5	Jim Colcough	11/11/62	at Denver
68	123	5	Joe Johnson	11/25/60	Houston
69	122	8	Stanley Morgan	11/4/84	at Denver
70	122	5	Stanley Morgan	11/28/82	Houston
71	122	4	Jim Whalen	12/17/67	at Miami
72	122	3	Irving Fryar	10/30/88	Chicago
73	121	8	Darryl Stingley	10/30/77	NY Jets
74	121	8	Stanley Morgan	12/14/86	S.F.
75	121	4	Stanley Morgan	12/22/85	Cincinnati
76	121	4	Tony Romeo	9/21/62	Denver
77	121	3	Harold Jackson	9/9/79	NY Jets
78	120	7	Stanley Morgan	11/10/85	Indy
79	120*	4	Larry Garron	12/28/63	at Buffalo
80	119	12	Ben Coates	11/27/94	at Indy
81	119	8	Greg McMurtry	12/8/91	Indy
82	118	7	Stanley Morgan	11/16/86	at LA Rams
83	118	6	Vincent Brisby	11/12/95	at Miami
84	118	5	Harold Jackson	10/29/78	N.Y. Jets
85	118	4	Stanley Morgan	10/4/81	K.C.
86	118	3	Gino Cappelletti	11/13/66	Houston
87	117	6	Eric Sievers	12/10/89	at Miami
88	117	6	Vincent Brisby	10/2/94	G.B.
89	116	9	Art Graham	9/9/67	at San Diego
90	116	7	Stanley Morgan	9/7/86	Indy
91	116	4	Darryl Stingley	10/23/77	Baltimore
92	115	6	Vincent Brisby	12/24/94	at Chicago
93	115	4	Irving Fryar	11/4/90	at Phil.
94	114	4	Jim Colclough	11/7/65	Buffalo
95	114	3	Stanley Morgan	10/21/84	Miami
96	113	10	Michael Timpson	11/13/94	Minnesota
97	113	6	Larry Garron	12/11/66	at Houston
98	113	2	Jim Whalen	10/27/68	at NY Jets
99	112	10	Terry Glenn	11/3/96	at Miami
100	112	8	Will Moore	9/10/95	Miami
101	112	5	Don Hasselbeck	10/25/81	at Wash.
102	112	3	Jim Colclough	12/17/67	at Miami
103	111	8	Gino Cappelletti	12/18/66	at NY Jets
104	111	6	Don Hasselbeck	9/6/81	Baltimore
105	110	6	Irving Fryar	9/21/86	Seattle
106	110	6	Jim Colclough	10/18/63	Denver
107	109	6	Tony Collins	10/27/85	Buffalo
108	109*	4	Gino Cappelletti	12/28/63	at Buffalo
109	109	3	Jim Whalen	10/25/65	at Oakland
110	108	8	Ben Coates	9/18/94	at Cincinnati
111	108	8	Hart Lee Dykes	12/24/89	LA Rams
112	108	6	Ben Coates	10/31/93	at Indy
113	108	6	Billy Lott	10/22/61	Buffalo
114	108	5	Reggie Rucker	11/18/73	G.B.
115	108	5	Ron Sellers	10/4/70	Baltimore
116	108	4	Shawn Jefferson	11/2/97	at Minnesota
117	108	2	Stanley Morgan	9/21/80	at Seattle
118	108	2	Stephen Starring	9/25/83	at Pittsburgh
119	107	7	Randy Vataha	10/24/71	at Dallas
120	107	6	Irving Fryar	11/1/87	LA Raid.
121	107	5	Stanley Morgan	12/7/86	Cincinnati
122	106	9	Ben Coates	9/3/95	Cleveland
123	106	4	Harold Jackson	10/1/78	San Diego
124	106	2	Larry Garron	10/23/66	San Diego
125	105	5	Harold Jackson	11/29/79	at Miami
126	105	5	Hart Lee Dykes	11/12/89	N.O.
127	105	3	Stephen Starring	9/2/84	at Buffalo
128	104*	9	Shawn Jefferson	1/3/98	at Pittsburgh
129	104	8	Stanley Morgan	9/11/86	at NY Jets
130	104	8	Derrick Ramsey	11/18/84	Indy
131	104	3	Art Graham	11/29/64	at Houston
132	104	3	Stanley Morgan	10/8/78	Phil.
133	103	7	Gino Cappelletti	11/3/62	at Buffalo
134	103	7	Reggie Rucker	10/8/72	at Buffalo
135	103	6	Andy Johnson	12/21/75	at Baltimore
136	103	5	Hart Lee Dykes	10/7/90	Seattle
137	102	7	Stanley Morgan	10/25/87	at Indy
138	102	5	Irving Fryar	10/22/89	at S.F.
139	102	5	Ron Sellers	10/25/70	at Baltimore
140	102	5	Stanley Morgan	11/22/87	Indy
141	102	5	Stephen Starring	9/7/86	Indy
142	102	3	Ron Sellers	12/7/69	at San Diego
143	102	3	Stanley Morgan	10/14/84	Cincinnatti
144	102	3	Stanley Morgan	9/7/80	Cleveland
145	102	3	Stanley Morgan	9/9/79	NY Jets
146	101*	8	Russ Francis	12/31/78	Houston
147	101	6	Vincent Brisby	11/26/95	at Buffalo
148	101	6	Gino Cappelletti	10/9/64	San Diego
149	101	6	Irving Fryar	9/20/92	Seattle
150	101	5	Stanley Morgan	12/9/84	at Phil.
151	101	5	Michael Timpson	9/11/94	Buffalo
152	101	5	Ron Sellers	11/23/69	Buffalo
153	100	11	Tony Collins	11/29/87	Phil.
154	100	6	Bob Adams	12/9/73	at Buffalo
155	100	4	Randy Vataha	12/19/71	at Baltimore
156	100	3	Stanley Morgan	1/4/87	at Denver*
157	100	3	Don Calhoun	12/14/75	Buffalo

*Playoff

300+ Yard Passing Games

#	YDS.	NAME	DATE	OPPONENTS	ATT.	COMP.	TDS	INTS.	QB RATING
1	426	Drew Bledsoe	11/13/94	Minnesota	70	45	3	0	95.3
2	421	Drew Bledsoe	9/4/94	at Miami	51	32	4	2	98.6
3	419	Drew Bledsoe	11/3/96	Miami	41	30	3	2	109.7
4	414	Tony Eason	9/21/86	Seattle	45	26	3	0	110.8
5	402	Tom Ramsey	11/29/87	Philadelphia	53	34	3	2	90.3
6	401	Steve Grogan	10/12/86	NY Jets	42	23	3	0	111.3
7	400	Babe Parilli	10/16/64	Oakland	47	25	4	4	74.8
8	380	Drew Bledsoe	9/11/94	Buffalo	42	26	3	2	95.3
9	379	Babe Parilli	12/17/66	at NY Jets	38	21	3	2	94.1
10	375	Tony Eason	11/16/86	at LA Rams	52	36	2	2	86.6
11	374	Steve Grogan	11/10/80	at Houston	39	25	3	2	99.7
12	373	Drew Bledsoe	10/27/96	Buffalo	45	32	1	0	103.3
13	372	Hugh Millen	11/17/91	NY Jets	43	30	1	1	94.3
14	365	Drew Bledsoe	9/18/94	at Cincinnati	50	30	1	2	72.5
15	365	Steve Grogan	11/23/75	at Buffalo	46	25	2	3	67.8
16	355	Steve Grogan	11/8/81	Miami	40	23	1	4	53.6
17	354	Babe Parilli	11/17/63	Kansas City	45	25	1	1	79.3
18	350	Steve Grogan	11/29/79	at Miami	39	21	3	2	88.6
19	350	Steve Grogan	11/4/79	at Buffalo	35	19	3	1	105.7
20	348	Jim Plunkett	11/18/73	Green Bay	32	18	2	1	102.1
21	341	Tony Eason	9/17/89	Miami	49	25	1	1	71.9
22	340	Drew Bledsoe	8/31/97	San Diego	39	26	4	0	128.2
23	336	Drew Bledsoe	12/16/96	at Pittsburgh	60	39	3	1	89.3
24	334	Drew Bledsoe	10/2/94	Green Bay	53	29	2	1	78.7
25	333	Babe Parilli	11/29/64	at Houston	36	20	3	1	103.1
26	331	Babe Parilli	10/18/63	Denver	31	21	2	0	124.5
27	330	Hugh Millen	12/8/91	Indianapolis	40	21	2	2	76.0
28	330	Steve Grogan	10/11/81	at NY Jets	30	19	1	2	84.0
29	329	Drew Bledsoe	1/2/94	Miami	43	27	4	1	107.6
30	326	Hugh Millen	10/20/91	Minnesota	32	22	1	1	99.2
31	325	Matt Cavanaugh	9/27/81	at Pittsburgh	42	22	1	1	76.0
32	321	Drew Bledsoe	10/9/94	L.A. Raiders	55	23	2	3	50.6
33	317	Steve Grogan	10/28/79	at Baltimore	36	15	2	1	80.4
34	315	Steve Grogan	9/9/79	NY Jets	18	13	5	0	227.8
35	313	Drew Bledsoe	11/2/97	at Minnesota	42	27	2	1	92.7
36	313	Steve Grogan	12/24/89	LA Rams	46	25	1	2	64.9
37	313	Tony Eason	11/4/84	at Denver	38	21	1	1	80.3
38	313	Tony Eason	10/21/84	Miami	29	19	3	0	136.1
39	310	Drew Bledsoe	10/6/96	at Baltimore	39	25	4	0	122.8
40	306	Steve Grogan	10/25/81	at Washington	30	17	0	2	64.0
41	304	Tony Eason	10/6/85	at Cleveland	28	20	1	1	103.9
42	304	Tom Yewcic	10/5/63	at NY Jets	38	18	3	4	57.3
43	302	Drew Bledsoe	9/3/96	Cleveland	47	30	0	0	82.0
44	301	Drew Bledsoe	9/21/97	Chicago	37	24	2	1	96.8
45	301	Drew Bledsoe	12/21/97	at NY Giants	47	31	2	2	80.2

Multiple Sack Performances

SACKS	PLAYER	POS	DATE	OPPONENT
4.0	Mike Hawkins	LB	09/09/79	N.Y. Jets
4.0	Tony McGee	DE	11/16/78	at Baltimore
4.0	Julius Adams	DE	12/04/77	at Atlanta
3.5	Chris Slade	LB	11/20/94	San Diego
3.5	Andre Tippett	LB	10/26/86	at Buffalo
3.0	Chris Slade	LB	9/14/97	N.Y. Jets
3.0	Chris Slade	LB	09/12/93	Detroit
3.0	Andre Tippett	LB	11/22/87	Indy
3.0	Andre Tippett	LB	11/15/87	Dallas
3.0	Andre Tippett	LB	10/18/87	at Houston
3.0	Don Blackmon	LB	09/07/86	Indy
3.0*	Garin Veris	DE	12/28/85	at N.Y. Jets
3.0	Julius Adams	DE	11/24/85	at N.Y. Jets
3.0	Andre Tippett	LB	11/10/85	Indy
3.0	Andre Tippett	LB	10/20/85	N.Y. Jets
3.0	Don Blackmon	LB	09/08/85	Green Bay
3.0	Andre Tippett	LB	09/08/85	Green Bay
3.0	Toby Williams	DE	11/18/84	at Indy
3.0	John Lee	LB	11/29/81	St. Louis
3.0	Richard Bishop	NT	11/02/80	N.Y. Jets
3.0	Ray Hamilton	DE	10/13/80	Miami
3.0	Ray Hamilton	DE	11/28/76	Denver
3.0	Tony McGee	DE	11/28/76	Denver
3.0	Pete Barnes	LB	11/14/76	at Baltimore
3.0	Connell Smith	DE	10/06/74	Baltimore
3.0	Ed Philpott	LB	09/29/68	Denver
3.0	Houston Antwine	DT	09/08/68	at Buffalo
3.0	Jim Lee Hunt	DT	12/04/66	Buffalo
3.0	Jack Rudolph	LB	09/16/60	at N.Y. Jets
2.5	Chris Slade	LB	10/02/94	Green Bay
2.5	Andre Tippett	LB	09/08/91	Cleveland
2.5	Garin Veris	DE	11/02/86	Atlanta
2.5	Andre Tippett	LB	09/02/84	at Buffalo
2.5	Tony McGee	DE	12/14/80	Buffalo
2.5	Tony McGee	DE	11/04/79	at Buffalo
2.5	Larry Eisenhauer	DE	11/13/66	Houston
2.5	Jim Lee Hunt	DT	09/18/66	at Denver
2.5	Larry Eisenhauer	DE	12/18/65	Houston

*Playoff

Opponent 300+ Yard Passing Games

#	Yds	Player	Date	Opponents	Att	Com	TDs	Ints	QB Rat.
1	473	Dan Marino	9/4/94	at Miami	42	23	5	1	124.4
2	457	Jackey Lee	10/13/61	Houston	41	27	2	2	99.3
3	432	Mark Brunell	9/22/96	Jacksonville	39	23	3	1	112.3
4	389	Dan Marino	11/23/97	Miami	60	38	0	3	61.0
5	386	Ken O'Brien	11/5/89	New York	29	22	2	0	143.8
6	386	George Blanda	9/16/62	Houston	36	20	3	4	74.5
7	362	Joe Namath	11/5/67	at New York	43	22	2	2	75.9
8	359	Dan Marino	11/6/88	Miami	51	29	1	2	69.0
9	357	Dan Fouts	10/16/83	San Diego	37	25	1	1	96.3
10	356	Jim Kelly	11/19/89	Buffalo	41	21	1	2	68.8
11	353	Vinny Testaverde	10/6/96	at Baltimore	45	29	3	1	101.4
12	349	Warren Moon	11/13/94	Minnesota	42	26	1	0	96.2
13	340	Bert Jones	12/18/77	at Baltimore	30	19	3	0	135.4
14	338	Joe Namath	10/2/66	New York	56	28	2	3	58.5
15	337	Cotton Davidson	10/16/64	Oakland	34	16	4	1	109.6
16	333	Dan Marino	11/12/95	at Miami	37	27	2	2	95.9
17	333	Boomer Esiason	12/22/91	at Cincinnati	40	20	3	0	103.4
18	333	Lin Dawson	11/17/68	at Kansas City	31	17	3	3	84.5
19	331	Steve DeBerg	12/2/90	Kansas City	21	15	2	0	159.0
20	331	Jackey Lee	11/25/60	Houston	38	21	1	0	93.2
21	330	Jeff George	11/15/92	at Indianapolis	35	18	2	3	67.6
22	329	Dan Fouts	11/9/75	at San Diego	42	25	1	2	72.4
23	328	Jim Kelly	9/11/94	Buffalo	41	25	4	3	88.3
24	328	George Blanda	11/6/64	Houston	44	20	2	1	76.7
25	325	Malcom Wood	10/31/64	at New York	36	22	3	2	95.3
26	324	Lin Dawson	11/20/66	at Kansas City	38	25	2	2	88.0
27	321	Dan Marino	10/6/91	Miami	38	25	2	0	109.6
28	320	Paul McDonald	10/7/84	at Cleveland	37	23	1	1	87.7
29	317	Jim Kelly	11/7/93	Buffalo	46	29	1	0	90.6
30	317	Jack Kemp	10/26/63	at Buffalo	36	18	1	1	78.1
31	317	Rich Gannon	10/20/91	Minnesota	63	35	1	0	74.6
32	316	Dan Marino	10/21/84	Miami	39	24	4	1	110.6
33	315	John Elway	11/4/84	at Denver	40	26	3	1	103.6
34	315	Jack Kemp	10/7/61	San Diego	24	12	3	2	105.4
35	314	Randall Cunningham	11/29/87	Philadelphia	31	18	2	1	100.7
36	313	Ken O'Brien	9/21/87	at New York	26	19	1	0	126.0
37	312	Tom Tupa	9/29/91	at Phoenix	28	17	3	1	119.9
38	312	Jim Zorn	9/21/80	at Seattle	36	20	4	1	110.0
39	311	Ken O'Brien	11/24/85	at New York	33	20	1	0	102.0
40	310	Jim Harbaugh	11/30/97	Indianapolis	41	22	2	0	94.6
41	309	Kerry Collins	10/29/95	Carolina	45	25	2	1	82.5
42	309	Ken O'Brien	11/17/91	New York	41	26	3	0	110.7
43	309	Kerry Collins	10/29/95	Carolina	45	25	2	1	82.5
44	308	Jim Kelly	9/27/92	Buffalo	20	15	3	0	178.8
45	308	Tommy Kramer	12/16/79	Minnesota	61	35	1	1	69.6
46	305	Richard Todd	10/27/83	at New York	36	22	2	1	95.3
47	302	Lin Dawson	10/12/62	Dallas	31	16	2	2	80.3
48	301	Jeff George	9/1/91	at Indianapolis	42	27	1	2	73.6
49	301	Archie Manning	12/21/80	at New Orleans	39	24	1	0	94.1
50	300	Cotton Davidson	11/3/61	Dallas	34	18	2	2	78.1
51	300	Dan Marino	12/10/89	at Miami	32	21	0	1	82.8

Opponent 100+ Yard Rushing Games

#	Yds	Att.	Player	Date	Opponent
1	250	29	OJ Simpson	9/16/73	Buffalo
2	219	22	OJ Simpson	12/9/73	at Buffalo
3	210	26	Greg Bell	12/24/89	LA Rams
4	197	15	Mercury Morris	9/30/73	at Miami
5	190	31	Harold Green	12/20/92	at Cincinnati
6	185	21	OJ Simpson	12/14/75	Buffalo
7	174	36	Chris Warren	9/19/93	Seattle
8	173	28	Herschel Walker	11/15/87	Dallas
9	171	32	Terrell Davis	10/6/97	at Denver
10	168	32	John Riggins	10/15/72	New York
11	165	22	Thurman Thomas	11/18/90	at Buffalo
12	163	18	James Brooks	12/7/86	Cincinnati
13	162	19	Tony Dorsett	9/21/81	Dallas
14	159	23	Sammie Smith	9/9/90	Miami
15	157	33	Ruben Mayes	11/30/86	at N.O.
16	155	27	Roland Hooks	11/6/77	Buffalo
17	154	32	Terrell Davis	11/17/96	Denver
18	153	33	Joe Cribbs	12/13/81	Buffalo
19	152	20	John Riggins	12/7/75	New York
20	151	26	Greg Pruitt	9/26/77	at Cleveland
21	150	18	Emerson Boozer	10/15/72	New York
22	149	39	Ernest Byner	12/15/90	Wash.
23	148	32	Barry Sanders	9/12/93	Detroit
24	147	30	Floyd Little	11/3/68	Denver
25	146	16	Randy McMillan	9/6/81	Baltimore
26	143	40	Johnny Hector	10/12/86	New York
27	142	34	Lydell Mitchell	12/16/73	at Baltimore
28	142	32	Cookie Gilchrist	9/21/65	Denver
29	140	33	John Riggins	9/23/84	Wash.
30	139	25	Hoyle Granger	12/14/69	at Houston
31	137	18	Wilbert Montgomery	9/13/81	at Phil.
32	137	8	Paul Lowe	10/28/60	San Diego
33	136	28	Anthony Thompson	11/25/90	at Phoenix
34	136	22	Thurman Thomas	10/28/90	Buffalo

OPPONENT 100+ YARD RUSHING GAMES (cont.)

#	YDS	ATT.	PLAYER	DATE	OPPONENT
35	136	30	Ottis Anderson	12/2/84	St. Louis
36	136	24	Mike Pruitt	10/20/83	Cleveland
37	136	29	Franco Harris	12/8/74	Pitt.
38	133	32	Larry Mason	10/4/87	Cleveland
39	132	28	John Riggins	10/14/73	New York
40	131	18	Barry Sanders	9/25/94	at Detroit
41	131	17	Wayne Patrick	10/11/69	at Buffalo
42	130	30	Earl Campbell	11/10/80	at Houston
43	128	31	Adrian Murrell	11/10/96	at NY Jets
44	126	32	Thurman Thomas	11/3/91	at Buffalo
45	125	25	William Andrews	10/30/83	at Atlanta
46	124	8	R. Cunningham	11/4/90	at Phil.
47	124	19	William Andrews	9/14/80	Atlanta
48	124	22	Matt Snell	12/18/67	at New York
49	124	22	Hoyle Granger	11/26/67	at Houston
50	123	15	Mario Bates	12/3/96	N.O.
51	123	21	Leroy Hoard	11/6/94	at Cleveland
52	123	25	Bernie Parmalee	10/30/94	Miami
53	123	24	Anthony Toney	11/29/87	Phil.
54	123	17	OJ Simpson	11/1/70	Buffalo
55	122	21	Johnny Johnson	10/16/94	at New York
56	122	24	Chris Warren	9/20/92	Seattle
57	122	32	OJ Simpson	10/20/74	at Buffalo
58	122	19	Abner Haynes	9/8/62	at Dallas
59	121	16	Larry Czonka	11/9/69	Miami
60	120	18	Thurman Thomas	9/27/92	Buffalo
61	120	16	Stanley Wilson	12/7/86	Cincinnati
62	120	16	Don Nottingham	9/28/75	Miami
63	119	28	Derrick Moore	10/29/95	Carolina
64	119	17	Tony Nathan	12/6/81	Miami
65	119	21	Benny Malone	10/31/76	at Miami
66	119	20	Clemon Daniels	10/8/65	Oakland
67	119	26	Thurman Thomas	10/27/96	Buffalo
68	118	14	Brent Fullwood	10/9/88	at G.B.
69	118	29	Eric Dickerson	10/2/88	Indy
70	118	30	Joe Cribbs	10/30/80	at Buffalo
71	118	27	Earl Campbell	12/13/78	Houston
72	117	19	Merril Hoge	12/9/90	at Pitt.
73	117	27	Eric Dickerson	11/22/87	Indy
74	117	23	Emerson Boozer	12/18/67	at New York
75	116	26	Curt Warner	12/18/83	at Seattle
76	116	19	Delvin Williams	10/22/78	Miami
77	115	20	Kevin Mack	10/6/85	at Cleveland
78	115	21	Larry Czonka	12/6/70	at Miami
79	115	26	Karim Abdul-Jabbar	9/1/96	at Miami
80	114	24	Thurman Thomas	9/5/93	at Buffalo
81	113	24	Heath Sherman	11/4/90	at Phil.
82	113	15	Mercury Morris	12/3/72	Miami
83	113	20	Larry Brown	10/1/72	Wash.
84	113	23	Leroy Kelly	11/21/71	at Cleveland
85	112	19	Barry Word	12/2/90	K.C.
86	111	30	Thurman Thomas	11/7/93	Buffalo
87	111	17	John Fuqua	10/22/72	at Pitt.
88	110	18	Adrian Murrell	9/14/97	N.Y. Jets
89	110	17	Freeman McNeil	10/28/84	New York
90	110	25	OJ Simpson	10/24/76	at Buffalo
91	109	13	Lorenzo Hampton	12/22/86	at Miami
92	109	23	Matt Snell	10/26/69	at New York
93	109	19	Bill Mathis	10/1/61	at New York
94	108	19	Mark Higgs	11/21/93	at Miami
95	107	23	Joe Cribbs	12/14/86	S.F.
96	107	23	Andre Franklin	12/12/82	Miami
97	107	23	Cookie Gilchrist	11/3/62	at Buffalo
98	106	26	Thurman Thomas	9/11/94	Buffalo
99	106	28	Dalton Hilliard	11/12/89	N.O.
100	106	25	Franco Harris	9/25/83	at Pitt.
101	106	19	Freeman McNeil	9/19/82	New York
102	105	21	Thurman Thomas	10/1/89	at Buffalo
103	105	24	Curt Warner	11/17/85	at Seattle
104	105	18	Larry Watkins	9/16/73	Buffalo
105	105	21	Floyd Little	9/14/69	at Denver
106	104	19	Ricky Waters	10/11/92	S.F.
107	104	19	Tim Worley	12/17/89	at Pitt.
108	104	22	Johnny Hector	12/13/87	New York
109	104	17	Joe Cribbs	1/2/83	Buffalo
110	104	18	Woody Campbell	12/15/68	at Houston
111	103	22	OJ Simpson	11/19/72	Buffalo
112	102	24	Eric Dickerson	11/16/86	at LA Rams
113	102	17	Kenny King	11/1/81	at Oakland
114	102	16	Curtis Dickey	11/23/80	Baltimore
115	101	23	William Howard	12/11/88	T.B.
116	101	23	Franco Harris	12/26/82	at Pitt.
117	101	18	Joe Delaney	10/4/81	K.C.
118	101	23	Jim Braxton	12/14/75	Buffalo
119	100	26	Dorsey Levens	10/27/97	G.B.
120	100	20	Blair Thomas	9/30/90	New York
121	100	19	Wilbert Montgomery	12/9/84	at Phil.
122	100	32	Horace King	10/10/76	at Detroit
123	100	16	John Riggins	10/13/74	at NY Jets
124	100	14	Mercury Morris	10/28/73	Miami
125	100	8	Mark Smolinski	9/8/63	NY Jets

Opponent 100+ Yard Receiving Games

#	YDS	REC.	PLAYER	DATE	OPPONENT
1	232	13	Charles Hennigan	10/13/61	Houston
2	211	5	Irving Fryar	9/4/94	at Miami
3	210	13	Lance Alworth	11/10/63	San Diego
4	206	11	Art Powell	10/8/65	Oakland
5	202	8	Charles Hennigan	9/16/62	Houston
6	187	6	Roger Carr	9/18/78	Baltimore
7	182	6	Charles Frazier	9/19/65	at Houston
8	181	12	Charles Hennigan	11/29/64	at Houston
9	177	6	Lance Alworth	10/23/66	San Diego
10	175	9	Rob Moore	9/30/90	NY Jets
11	171	9	Bill Groman	11/25/60	Houston
12	169	7	Lionell Taylor	9/29/63	at Denver
13	168	9	Andre Reed	9/27/92	Buffalo
14	168	6	Wesley Walker	11/24/85	at NY Jets
15	164	5	Don Maynard	11/19/67	NY Jets
16	163	7	Anthony Johnson	11/15/92	at Indy
17	163	6	Tim McGee	9/23/90	at Cincinnati
18	162	11	Art Powell	10/6/62	at NY Jets
19	160	5	Gene Washington	10/31/71	at S.F.
20	160	3	Dave Kocourek	10/7/61	San Diego
21	158	6	Charles Frazier	11/13/66	Houston
22	157	7	Michael Jackson	9/3/95	Cleveland
23	156	9	Butch Johnson	11/4/84	at Denver
24	155	10	Chris Burford	9/25/66	K.C.
25	152	11	Keenan McCardell	12/7/97	at Jack.
26	152	8	Henry Ellard	10/13/96	Wash.
27	151	7	Stephone Paige	12/2/90	K.C.
28	151	4	Jerry Tarr	9/21/62	Denver
29	150	8	Art Powell	9/22/63	at Oakland
30	150	7	Bill Groman	12/18/60	at Houston
31	148	5	Bill Groman	10/13/61	Houston
32	147	7	Andre Reed	9/11/94	Buffalo
33	147	6	Lance Alworth	12/7/69	at San Diego
34	147	4	J.D. Hill	11/23/07	at Buffalo
35	145	8	Duriel Harris	11/8/81	Miami
36	145	8	Ernie Jones	9/29/91	at Phoenix

Opponent 100+ Yard Receiving Games (cont.)

#	YDS	REC.	PLAYER	DATE	OPPONENT
37	144	7	Frank Jackson	12/6/64	at K.C.
38	143	11	Bake Turner	10/31/64	at NY Jets
39	143	9	Charles Frazier	11/6/64	Houston
40	141	8	Charlie Taylor	10/1/72	Wash.
41	141	6	Glenn Bass	11/15/64	at Buffalo
42	140	10	Chris Burford	10/12/62	Dallas
43	140	6	Wesley Walker	10/20/85	NY Jets
44	138	8	Steve Largent	11/17/85	at Seattle
45	138	6	Cliff Branch	12/1/74	at Oakland
46	137	9	Donnie Stone	12/3/61	at Denver
47	137	9	Fred Biletnikoff	12/18/76	at Oakland
48	137	8	John Henderson	12/13/70	Minn.
49	137	7	Chris Buford	11/3/61	Dallas
50	136	12	Dave Casper	10/3/76	Oakland
51	135	7	Art Powell	9/13/64	Oakland
52	134	8	Steve Watson	11/4/84	at Denver
53	133	9	Otis Taylor	11/20/66	at K.C.
54	133	7	Steve Largent	12/18/83	at Seattle
55	132	9	Sterling Sharpe	10/2/94	G.B.
56	132	6	Trumaine Johnson	10/23/88	at Buffalo
57	132	5	Don Maynard	10/29/67	at NY Jets
58	131	4	Al Denson	9/3/67	at Denver
59	130	5	Rod Smith	10/6/97	at Denver
60	130	6	Haven Moses	11/23/69	Buffalo
61	130	6	Al Carmichael	9/9/60	Denver
62	129	8	Henry Ellard	11/16/86	at L.A. Rams
63	129	6	Andre Rison	10/29/89	at Indy
64	129	6	Don Maynard	12/17/66	at NY Jets
65	129	5	Eddie Brown	12/22/85	Cincinnati
66	129	3	Elbert Dubenion	12/20/64	Buffalo
67	128	5	Ernest Givins	10/8/89	Houston
68	128	3	Ray Butler	9/21/86	Seattle
69	128	8	Michael Jackson	10/6/96	at Baltimore
70	127	9	Al Toon	11/17/91	NY Jets
71	127	7	Ed Rutkowski	11/15/64	at Buffalo
72	127	6	Steve Largent	9/21/80	at Seattle
73	126	5	Frank Pitts	11/17/68	at K.C.
74	125	8	Tony Hill	11/22/84	at Dallas
75	124	9	Oliver Williams	10/18/87	at Houston
76	124	8	Lance Alworth	10/9/64	San Diego
77	124	6	Anderson	10/28/60	San Diego
78	123	9	Mark Duper	9/13/87	Miami
79	122	9	Charles Hennigan	12/8/63	at Houston
80	122	7	Mark Clayton	11/3/85	Miami
81	122	6	Don Maynard	11/14/65	NY Jets
82	122	6	George Farmer	10/11/83	at L.A. Rams
83	122	4	Raymond Chester	12/18/77	Baltimore
84	121	7	Art Powell	10/16/64	Oakland
85	121	5	Andre Reed	11/3/91	at Buffalo
86	121	5	Don Maynard	11/28/65	at NY Jets
87	121	5	Mike Quick	11/29/87	Phil.
88	121	4	Mel Baker	12/15/74	at Miami
89	121	4	Andre Reed	10/27/96	Buffalo
90	120	7	Sean Dawkins	11/30/97	Indy
91	120	9	Chris Burford	11/21/65	K.C.
92	120	7	Duriel Harris	10/7/84	at Cleveland
93	119	12	Lionel Taylor	9/21/62	Denver
94	119	6	Fred Banks	12/10/89	at Miami
95	119	6	Quinn Early	9/8/96	Buffalo
96	118	7	Bake Turner	11/28/65	at NY Jets
97	118	7	Fred Biletnikoff	10/24/65	Oakland
98	117	8	Junior Miller	9/14/80	Atlanta
99	117	5	John Gilliam	10/27/74	at Minn.
100	117	5	Don Maynard	10/6/62	at NY Jets
101	116	8	Cris Carter	11/2/97	at Minn.
102	116	15	Ricky Young	12/16/79	Minn.
103	116	7	Frank Lewis	10/23/83	at Buffalo
104	115	5	Otis Taylor	9/23/73	K.C.
105	115	3	Bo Roberson	10/16/64	Oakland
106	115	4	Andre Rison	9/22/96	Jack.
107	114	10	Cris Carter	10/20/91	Minn.
108	114	4	Andre Reed	10/1/89	at Buffalo
109	114	4	Billy Cannon	9/17/67	Oakland
110	113	3	Irving Fryar	9/10/96	Miami
111	113	9	Marlin Briscoed	9/15/74	Miami
112	113	8	Don Maynard	11/30/62	NY Jets
113	113	7	Frank Lewis	1/2/83	Buffalo
114	113	7	Charles Henningan	11/25/60	Houston
115	113	4	James Lofton	9/27/92	Buffalo
116	112	6	Andre Reed	12/8/94	at Buffalo
117	112	6	Jerry Rice	10/22/89	at S.F.
118	112	5	Clemon Daniels	10/30/66	Oakland
119	111	8	Dan Woods	10/16/77	at San Diego
120	111	6	Roland Hooks	11/22/81	at Buffalo
121	111	5	Ron Shanklin	10/22/72	at Pitt.
122	110	9	O.J. McDuffie	11/23/97	Miami
123	110	12	Jim Jensen	11/6/88	Miami
124	110	8	Al Toon	12/13/87	NY Jets
125	110	7	Ahmad Rashad	11/3/74	Buffalo
126	110	6	Andre Reed	9/5/93	at Buffalo
127	110	6	Rich Caster	10/5/75	at NY Jets
128	110	5	Glenn Doughty	12/18/77	Baltimore
129	109	6	Don Maynard	10/31/64	at NY Jets
130	109	4	Duriel Harris	9/11/83	at Miami
131	109	3	Charlie Ferguson	10/26/63	at Buffalo
132	109	3	Al Carmichael	10/23/60	at Denver
133	109	3	Fred Biletnikoff	10/22/67	Oakland
134	109	3	Lance Alworth	10/17/65	San Diego
135	108	9	Johnny Mitchell	12/11/95	NY Jets
136	108	8	Charlie Young	11/4/73	at Phil.
137	108	7	Gary Garrison	11/9/75	at San Diego
138	107	8	Perry Richards	10/22/61	Buffalo
139	107	6	Andre Reed	11/19/89	Buffalo
140	107	6	Fred Biletnikoff	10/6/68	at Oakland
141	107	4	Ricky Proehl	9/29/91	at Phoenix
142	107	4	Don Norton	10/19/62	San Diego
143	106	10	Lionel Taylor	10/23/60	at Denver
144	106	9	George Sauer	10/2/66	NY Jets
145	106	5	Don Norton	10/31/65	at San Diego
146	105	6	Ryan Yarborough	12/11/95	NY Jets
147	105	8	Paul Johns	9/16/84	Seattle
148	105	5	Willie Frazier	9/9/67	San Diego
149	105	3	Mike Barber	11/10/80	at Houston
150	104	7	Bob Chandler	11/7/76	Buffalo
151	104	7	Elbert Dubenion	10/8/66	at Buffalo
152	104	5	Paul Warfield	9/15/74	Miami
153	104	5	Joe Auer	11/27/66	at Miami
154	104	4	Marlin Briscoe	11/29/70	at Buffalo
155	103	11	Tom Rathman	10/22/89	at S.F.
156	103	10	Bake Turner	9/8/63	NY Jets
157	103	6	Glenn Bass	12/20/64	Buffalo
158	102	6	Mark Clayton	12/10/89	at Miami
159	102	4	Mark Duper	10/5/86	Miami
160	102	2	Willie Frazier	11/6/64	Houston
161	101	4	Sean Dawkins	11/19/95	Indy
162	101	7	Gene Washington	12/13/70	Minn.
163	101	6	James Brooks	12/7/86	Cincinnati
164	101	5	Bill Groman	11/12/61	at Houston
165	101	4	Willie Jackson	9/22/96	Jack.
166	100	6	Dave Casper	11/28/82	Houston
167	100	5	Don Maynard	11/11/60	NY Jets
168	100	3	Luther Hayes	12/17/61	at San Diego

Year-By-Year Scoring Leaders

YEAR	PLAYER	TD	PAT	FG	TOTAL
1960	Gino Cappelletti	0	36	8	60
1961	Gino Cappelletti	8	48	17	147
1962	Gino Cappelletti	5	38	20	128
1963	Gino Cappelletti	2	35	22	113
1964	Gino Cappelletti	7	38	25	155
1965	Gino Cappelletti	9	27	17	132
1966	Gino Cappelletti	6	35	16	119
1967	Gino Cappelletti	3	29	16	95
1968	Gino Cappelletti	2	26	15	83
1969	Gino Cappelletti	0	26	14	68
1970	Jim Nance	7	0	0	42
1971	Charlie Gogolak	0	28	12	64
1972	Carl Garrett	5	0	0	30
1973	Jeff White	0	21	14	63
1974	John Smith	0	42	16	90
1975	John Smith	0	33	9	60
1976	John Smith	0	42	15	87
1977	John Smith	0	33	15	78
1978	Horace Ivory	11	0	0	66
1979	John Smith *	0	46	23	115
1980	John Smith *	0	51	26	129
1981	John Smith	0	37	15	82
1982	John Smith	0	6	5	21
1983	Tony Collins	10	0	0	60
1984	Tony Franklin	0	42	22	108
1985	Tony Franklin	0	40	24	112
1986	Tony Franklin	0	44	32	140
1987	Tony Franklin	0	37	15	82
1988	Robert Perryman	6	0	0	36
1989	Greg Davis	0	13	16	61
1990	Jason Staurovsky	0	19	16	67
1991	Jason Staurovsky	0	10	13	49
1992	Charlie Baumann	0	22	11	55
1993	Scott Sisson	0	15	14	57
1994	Matt Bahr	0	36	27	117
1995	Matt Bahr	0	27	23	96
1996	**ADAM VINATIERI**	**0**	**39**	**27**	**120**
	Curtis Martin	17	0	0	104
1997	**ADAM VINATIERI**	**0**	**40**	**25**	**117**

*-NFL Leader

Year-By-Year Leading Rushers

YEAR	PLAYER	ATT	YDS	AVG	LG	TD
1960	Alan Miller	101	416	4.2	33	1
1961	Billy Lott	100	461	4.7	38	5
1962	Ron Burton	134	548	4.0	59	2
1963	Larry Garron	179	750	4.1	47t	2
1964	Larry Garron	183	585	3.2	16	2
1965	Jim Nance	111	321	2.9	20	5
1966	Jim Nance	299	1458	4.9	65t	11
1967	Jim Nance	269	1216	4.5	53	7
1968	Jim Nance	177	593	3.4	30t	4
1969	Jim Nance	193	750	3.9	43	6
1970	Jim Nance	145	522	3.6	21	7
1971	Carl Garrett	181	784	4.3	38	1
1972	Josh Ashton	128	546	4.3	35	3
1973	Sam Cunningham	155	516	3.3	25	4
1974	Mack Herron	231	824	3.6	28	7
1975	Sam Cunningham	169	666	3.9	17	6
1976	Sam Cunningham	172	824	4.8	24	3
1977	Sam Cunningham	270	1015	3.8	31t	4
1978	Sam Cunningham	199	768	3.9	52t	8
1979	Sam Cunningham	159	563	3.5	27	5
1980	Vagas Ferguson	211	818	3.9	44	2
1981	Tony Collins	204	873	4.3	29	7
1982	Tony Collins	164	632	3.9	54	1
1983	Tony Collins	219	1049	4.8	50t	10
1984	Craig James	160	790	4.9	73	1
1985	Craig James	263	1227	4.7	65t	5
1986	Craig James	154	427	2.8	16	4
1987	Tony Collins	147	474	3.2	19	3
1988	John Stephens	297	1168	3.9	52	4
1989	John Stephens	244	833	3.4	35t	7
1990	John Stephens	212	808	3.8	26	2
1991	Leonard Russell	266	959	3.6	24	4
1992	Jon Vaughn	113	451	4.0	36	1
1993	Leonard Russell	300	1088	3.6	21	7
1994	Marion Butts	243	703	2.9	26	8
1995	Curtis Martin	368	1487	4.0	49	14
1996	Curtis Martin	316	1152	3.6	57	14
1997	Curtis Martin	274	1160	4.2	70t	4

*-NFL Leader

Year-By-Year Leading Passers

YEAR	PLAYER	ATT	CMP	PCT.	YDS	INT	LG	TD
1960	Butch Songin	392	187	47.7	2476	15	78	22
1961	Butch Songin	212	98	46.2	1429	9	58t	14
1962	Babe Parilli	253	140	55.3	1988	8	67t	18
1963	Babe Parilli	337	153	45.4	2335	24	77t	13
1964	Babe Parilli	473	228	48.2	3465	27	80t	31
1965	Babe Parilli	426	173	40.6	2597	26	73t	18
1966	Babe Parilli	382	181	47.4	2721	20	63t	20
1967	Babe Parilli	344	161	46.8	2317	24	79t	19
1968	Tom Sherman	226	90	39.8	1199	16	87t	12
1969	Mike Taliaferro	331	160	48.3	2160	18	77	19
1970	Joe Kapp	219	98	44.7	1104	17	48	3
1971	Jim Plunkett	328	158	48.2	2158	16	88t	19
1972	Jim Plunkett	355	169	47.6	2196	25	62	8
1973	Jim Plunkett	376	193	51.3	2550	17	64	13
1974	Jim Plunkett	352	173	49.1	2457	22	69t	19
1975	Steve Grogan	274	139	50.7	1976	18	62t	11
1976	Steve Grogan	302	145	48.0	1903	20	58t	18
1977	Steve Grogan	305	160	52.5	2162	21	68	17
1978	Steve Grogan	362	181	50.0	2824	23	75t	15
1979	Steve Grogan	423	206	48.7	3286	20	63t	28
1980	Steve Grogan	306	175	57.2	2475	22	71	18
1981	Steve Grogan	216	117	54.2	1859	16	76t	7
	Matt Cavanaugh	219	115	52.5	1633	13	65	5
1982	Steve Grogan	122	66	54.1	930	4	62t	7
1983	Steve Grogan	303	168	55.4	2411	12	76t	15
1984	Tony Eason	431	259	60.1	3228	8	76t	23
1985	Tony Eason	299	168	56.2	2156	17	90t	11
1986	Tony Eason	448	276	61.6	3328	10	49	19
1987	Steve Grogan	161	93	57.8	1183	9	40	10
1988	Doug Flutie	179	92	51.4	1150	10	80t	8
1989	Steve Grogan	261	133	51.0	1697	9	55t	14
1990	Marc Wilson	265	139	52.5	1625	6	36	11
1991	Hugh Millen	409	246	60.1	3073	18	60t	9
1992	Hugh Millen	203	124	61.1	1203	10	39	8
1993	**DREW BLEDSOE**	**429**	**214**	**49.9**	**2494**	**15**	**54t**	**15**
1994	**DREW BLEDSOE**	**691**	**400**	**57.9**	**4555**	**27**	**62t**	**25**
1995	**DREW BLEDSOE**	**636**	**323**	**50.8**	**3507**	**16**	**47t**	**13**
1996	**DREW BLEDSOE**	**623**	**374**	**59.9**	**4068**	**27**	**84t**	**15**
1997	**DREW BLEDSOE**	**522**	**314**	**60.2**	**3706**	**28**	**76**	**15**

Year-By-Year Leading Receivers

YEAR	PLAYER	NO	YDS	AVG	LG	TD
1960	Jim Colclough	49	666	13.6	61	9
1961	Gino Cappelletti	45	768	17.1	53	8
1962	Jim Colclough	40	868	21.7	78t	10
1963	Jim Colclough	42	793	18.8	56t	3
1964	Gino Cappelletti	49	865	17.7	58t	7
1965	Jim Colclough	40	677	16.9	41	3
1966	Art Graham	51	673	13.2	42	4
1967	Art Graham	41	606	14.8	79t	4
1968	Jim Whalen (TE)	47	718	15.3	87t	7
1969	Carl Garrett (RB)	29	267	9.2	34	2
1970	Ron Sellers	38	550	14.5	48	4
1971	Randy Vataha	51	872	17.1	88t	9
1972	Reggie Rucker	44	681	15.5	62	3
1973	Reggie Rucker	53	743	14.0	64	3
1974	Mack Herron (RB)	38	474	12.5	18	5
1975	Randy Vataha	46	720	15.7	47	6
1976	Andy Johnson (RB)	29	343	11.8	53	4
1977	Sam Cunningham (RB)	42	370	8.8	35	1
1978	Russ Francis (TE)	39	543	13.9	53	4
1979	Harold Jackson	45	1013	22.5	59	7
1979	Stanley Morgan	44	1002	22.8	63t	12
1980	Stanley Morgan	45	991	22.0	71	6
1981	Don Hasselbeck (TE)	46	808	17.6	51	6
	Stanley Morgan	44	1029	23.4	76t	6
1982	Stanley Morgan	28	584	20.9	75t	3
1983	Stanley Morgan	58	863	14.9	50t	2
1984	Derrick Ramsey (TE)	66	792	12.0	34	7
1985	Tony Collins (RB)	52	549	10.6	49	2
1986	Stanley Morgan	84	1491	17.8	44t	10
1987	Tony Collins (RB)	44	347	7.9	29	3
1988	Reggie Dupard (RB)	34	232	6.8	15	0
1989	Eric Sievers (TE)	54	615	11.4	46	0
1990	Irving Fryar	54	856	15.9	56	4
1991	Marv Cook (TE)	82	808	9.9	49	3
1992	Irving Fryar	55	791	14.4	54t	4
1993	**BEN COATES (TE)**	**53**	**659**	**12.4**	**54T**	**8**
1994	**BEN COATES (TE)**	**96**	**1174**	**12.2**	**62T**	**7**
1995	**BEN COATES (TE)**	**84**	**915**	**10.9**	**35**	**6**
1996	**TERRY GLENN**	**90**	**1132**	**12.6**	**37T**	**6**
1997	**BEN COATES (TE)**	**66**	**737**	**11.2**	**35**	**8**

WR Terry Glenn set an NFL rookie record with 90 receptions in 1996.

RB Sam Cunningham led the Patriots in total yards from scrimmage for four consecutive years (1975-78), a franchise record.

Year-By-Year Net Yards From Scrimmage

YEAR	PLAYER	TOTAL YDS	RUSH	REC.
1960	Alan Miller	700	416	284
1961	Jim Colcough	794	37	757
	Billy Lott	794	461	333
1962	Ron Burton	1009	548	350
1963	Larry Garron	1168	750	418
1964	Larry Garron	935	585	350
1965	Gino Cappelletti	680	0	680
1966	Jim Nance	1561	1458	103
1967	Jim Nance	1412	1216	196
1968	Jim Whalen	718	0	718
1969	Carl Garrett	958	691	267
1970	Jim Nance	670	522	148
1971	Carl Garrett	1049	784	265
1972	Carl Garrett	898	488	410
1973	Reggie Rucker	742	-1	743
1974	Mack Herron	1298	824	299
1975	Sam Cunningham	919	666	253
1976	Sam Cunningham	1123	824	299
1977	Sam Cunningham	1385	1015	370
1978	Sam Cunningham	1065	768	297
1979	Harold Jackson	1025	12	1013
1980	Stanley Morgan	1027	36	991
1981	Tony Collins	1105	873	232
1982	Tony Collins	819	632	187
1983	Tony Collins	1306	1049	257
1984	Craig James	949	790	159
1985	Craig James	1587	1227	360
1986	Stanley Morgan	1491	0	1491
1987	Tony Collins	821	474	347
1988	John Stephens	1266	1168	98
1989	John Stephens	1040	833	207
1990	John Stephens	1004	808	196
1991	Leonard Russell	1040	959	81
1992	Irving Fryar	797	6	791
1993	Leonard Russell	1333	1088	245
1994	**BEN COATES**	**1174**	**0**	**1174**
1995	Curtis Martin	1748	1487	261
1996	Curtis Martin	1485	1152	333
1997	Curtis Martin	1456	1160	296

Year-By-Year Sack Leaders

NOTE: Sacks did not become an offical NFL statistic until 1982.

YEAR	PLAYER	SACKS
1960	Jack Rudolph	3.0
1961	Rommie Loudd	7.0
1962	Larry Eisenhauer	5.5
1963	Larry Eisenhauer	9.0
1964	Larry Eisenhauer	7.5
1965	Larry Eisenhauer	9.5
1966	Jim Lee Hunt	9.0
1967	Houston Antwine	6.0
1968	Houston Antwine	7.5
1969	Houston Antwine	5.0
1970	Ron Berger	9.0
1971	Steve Kiner	6.5
1972	Julius Adams	4.0
1973	Julius Adams	8.0
1974	Julius Adams	8.0
1975	Tony McGee	9.0
1976	Tony McGee	9.5
1977	Tony McGee	12.0
1978	Tony McGee	12.0
1979	Tony McGee	10.5
1980	Julius Adams	9.0
1981	Tony McGee	5.5
1982	Don Blackmon	4.5
1983	Andre Tippett	8.5
1984	Andre Tippett	18.5
1985	Andre Tippett	16.5
1986	Garin Veris	11.0
1987	Andre Tippett	12.5
1988	Andre Tippett	8.0
1989	Brent Williams	8.0
1990	Brent Williams	6.0
1991	Andre Tippett	8.5
1992	Andre Tippett	7.0
1993	CHRIS SLADE	9.0
1994	CHRIS SLADE	9.5
1995	WILLIE MCGINEST	11.0
1996	WILLIE MCGINEST	9.5
1997	CHRIS SLADE	9.0

DB Ron Hall set a Patriots record, which still stands, with 11 interceptions in 1964.

DE Tony McGee led the Patriots defense in sacks six different times during his eight-year career.

Year-By-Year Leading Interceptors

YEAR	PLAYER	NO	YDS	AVG	LG	TD
1960	Gino Cappelletti	4	68	17.0	24	0
	Harry Jacobs	4	26	6.5	14	0
1961	Don Webb	5	153	30.6	59	2
1962	Ross O'Hanley	5	83	16.6	28	0
1963	Bob Suci	8	277	36.7	98	2
1964	Ron Hall	11	148	13.5	50	0
1965	Ron Hall	3	35	11.7	29	0
1966	Ron Hall	6	159	26.5	87	0
1967	Nick Buoniconti	4	7	1.8	7	0
	Don Webb	4	91	22.8	41	0
1968	Leroy Mitchell	7	41	5.9	20	0
1969	Larry Carwell	4	114	28.5	38	0
1970	Daryl Johnson	2	51	25.5	42	0
1971	Larry Carwell	5	72	14.4	53t	1
1972	Honor Jackson	4	133	33.3	55	0
1973	Ron Bolton	6	65	10.8	56	0
1974	Ron Bolton	7	18	2.6	10	0
1975	Ron Bolton	5	33	6.6	15	0
1976	Mike Haynes	8	90	11.3	28	0
1977	Mike Haynes	5	54	10.8	22	0
1978	Mike Haynes	6	123	20.5	50	1
1979	Raymond Clayborn	5	56	11.2	27	0
1980	Raymond Clayborn	5	87	17.4	29	0
1981	Rick Sanford	3	28	9.3	21	0
	Tim Fox	3	20	6.7	20	0
1982	Mike Haynes	4	26	6.5	26	0
1983	Rick Sanford	7	24	3.4	16	0
1984	Raymond Clayborn	3	102	34.0	85	0
1985	Fred Marion	7	189	27.0	83	0
1986	Ronnie Lippett	8	76	9.5	43	0
1987	Fred Marion	4	53	13.3	25	0
1988	Raymond Clayborn	4	65	16.3	31	0
	Fred Marion	4	47	11.8	22	0
	Roland James	4	30	7.5	22	0
1989	Maurice Hurst	5	31	6.2	16t	1
1990	Maurice Hurst	4	61	15.3	36	0
	Ronnie Lippett	4	94	23.5	73	0
	Fred Marion	4	17	4.3	16	0
1991	Maurice Hurst	3	21	7.0	21	0
1992	Jerome Henderson	3	43	14.3	34	0
	Maurice Hurst	3	29	9.7	27	0
1993	Maurice Hurst	4	53	13.3	24	0
1994	Maurice Hurst	7	68	9.7	24	0
1995	Vincent Brown	4	1	0.3	1	0
1996	WILLIE CLAY	4	50	12.5	35	0
1997	WILLIE CLAY	6	109	18.2	53T	1

Year-By-Year Leading Punters

YEAR	PLAYER	NO	YARDS	AVG	LG
1960	Tom Greene	59	2235	37.9	66
1961	Tom Yewcic	62	2406	38.8	64
1962	Tom Yewcic	68	2634	38.7	56
1963	Tom Yewcic	73	2880	39.4	65
1964	Tom Yewcic	72	2787	38.7	63
1965	Tom Yewcic	76	3094	40.7	70
1966	Jim Fraser	53	2044	38.6	68
1967	Terry Swanson	65	2632	40.5	62
1968	Bob Scarpitto	34	1382	40.6	87
	Terry Swanson	62	2449	39.5	57
1969	Tom Janik	70	2903	41.5	56
1970	Tom Janik	86	3364	39.1	57
1971	Tom Janik	87	3249	37.3	58
1972	Pat Studstill	75	2859	38.1	57
1973	Bruce Barnes	55	2134	38.8	53
1974	Bruce Barnes	45	1604	35.6	50
1975	Mike Patrick	83	3223	38.8	62
1976	Mike Patrick	67	2688	40.1	52
1977	Mike Patrick	65	2354	36.2	64
1978	Jerrel Wilson	54	1921	35.6	57
1979	Eddie Hare	83	3038	36.6	58
1980	Mike Hubach	63	2392	38.0	69
1981	Rich Camarillo	47	1959	41.7	75
1982	Rich Camarillo	49	2140	43.7	76
1983	Rich Camarillo	81	3615	44.6	70
1984	Rich Camarillo	48	2020	42.1	61
1985	Rich Camarillo	92	3953	43.0	75
1986	Rich Camarillo	89	3746	42.1	64
1987	Rich Camarillo	62	2489	40.1	73
1988	Jeff Feagles	91	3482	38.3	74
1989	Jeff Feagles	64	2392	37.4	64
1990	Brian Hansen	90	3752	41.7	69
1991	Shawn McCarthy	66	2650	40.2	93
1992	Shawn McCarthy	103	4212	40.9	61
1993	Mike Saxon	73	3096	42.4	59
1994	Pat O'Neill	69	2841	41.2	67
1995	Pat O'Neill	41	1,514	36.9	57
	Byran Wagner	37	1,557	42.1	57
1996	**TOM TUPA**	**63**	**2,739**	**43.5**	**62**
1997	**TOM TUPA**	**78**	**3,569**	**45.8**	**73**

Year-By-Year Leading Kickoff Returners

YEAR	PLAYER	NO	YDS	AVG	LG	TD
1960	Dick Christy	24	617	25.7	46	0
1961	Larry Garron	16	438	27.4	89	1
1962	Larry Garron	24	686	28.5	95t	1
1963	Larry Garron	28	693	24.7	58	0
1964	J.D. Garrett	32	749	23.4	42	0
1965	Jay Cunningham	17	374	22.0	45	0
1966	Joe Bellino	18	410	22.8	43	0
1967	Jay Cunningham	30	627	20.0	41	0
1968	Willie Porter	36	812	22.6	61	0
1969	Carl Garrett	28	792	28.3	63	0
1970	Odell Lawson	25	546	21.8	52	0
1971	Carl Garrett	24	538	22.4	37	0
1972	Carl Garrett	16	410	25.6	49	0
1973	Mack Herron	41	1092	26.6	92t	1
1974	Mack Herron	28	629	18.0	62	0
1975	Allen Carter	32	879	27.5	99t	1
1976	Jess Phillips	14	397	28.4	71	0
1977	Raymond Clayborn*	28	869	31.0	101t	3
1978	Raymond Clayborn	27	636	23.6	60	0
1979	Allan Clark	37	816	22.1	38	0
1980	Horace Ivory*	36	992	27.6	98t	1
1981	Tony Collins	39	773	18.3	32	0
1982	Ricky Smith	24	567	23.6	98t	1
1983	Ricky Smith	42	916	21.8	53	0
1984	Tony Collins	26	544	20.9	46	0
1985	Stephen Starring	48	1012	21.1	53	0
1986	Stephen Starring	36	802	22.3	52	0
1987	Stephen Starring	23	445	19.3	43	0
1988	Sammy Martin	31	735	23.7	95t	1
1989	Sammy Martin	24	584	24.3	38	0
1990	Sammy Martin	25	515	20.6	38	0
1991	Jon Vaughn	34	717	21.1	99t	1
1992	Jon Vaughn	20	564	28.2	100t	1
1993	Ray Crittenden	23	478	20.8	44	0
1994	Ray Crittenden	24	460	19.2	36	0
1995	David Meggett	38	964	25.4	62	0
1996	David Meggett	34	781	23.0	54	0
1997	David Meggett	33	816	24.7	61	0

*=NFL Leader

Year-By-Year Leading Punt Returners

YEAR	PLAYER	NO	YDS	AVG	LG	TD
1960	Billy Wells	12	66	4.6	16	0
1961	Fred Bruney	23	109	4.7	11	0
1962	Ron Burton	21	122	5.8	22	0
1963	Bob Suci	25	233	9.3	22	0
1964	Dave Cloutier	20	136	6.8	40	0
1965	Ron Burton	15	61	4.1	12	0
1966	Tom Hennessey	7	39	5.6	11	0
1967	Jay Cunningham	17	105	6.2	44	0
	Joe Bellino	15	129	8.6	18	0
1968	Willie Porter	22	135	6.1	24	0
1969	Carl Garrett	12	159	13.3	45	0
1970	Carl Garrett	17	168	9.9	62	0
1971	Carl Garrett	8	124	15.5	50	0
1972	Carl Garrett	6	36	6.0	27	0
1973	Mack Herron	27	282	10.8	54	0
1974	Mack Herron	35	517	14.8	66	0
1975	Darryl Stingley	15	113	7.5	29	0
1976	Mike Haynes	45	608	13.5	89t	2
1977	Stanley Morgan	16	220	13.8	53	0
	Mike Haynes	24	200	8.3	46	0
1978	Stanley Morgan	32	335	10.5	48	0
1979	Stanley Morgan	29	289	10.0	80t	1
1980	Roland James	33	331	10.0	75t	1
1981	Stanley Morgan	15	116	7.7	26	0
1982	Ricky Smith	16	139	8.7	19	0
1983	Ricky Smith	38	398	10.5	55	0
1984	Irving Fryar	36	347	9.6	55	0
1985	Irving Fryar	37	520	14.1	85t	2
1986	Irving Fryar	35	336	10.5	59t	1
1987	Irving Fryar	18	174	9.7	36	0
1988	Irving Fryar	38	398	10.5	30	0
1989	Sammy Martin	19	164	8.6	28	0
1990	Irving Fryar	28	133	4.8	17	0
1991	Jerome Henderson	27	201	7.4	39	0
1992	Walter Stanley	28	227	8.1	50	0
1993	**TROY BROWN**	**25**	**224**	**9.0**	**19**	**0**
1994	**TROY BROWN**	**24**	**202**	**8.4**	**38**	**0**
1995	David Meggett	45	383	8.5	23	0
1996	David Meggett	52	588	11.3	60t	1
1997	David Meggett	45	467	10.4	47	0

Patriots Individual Records

The following records relate to service with the Patriots and reflect only regular season activity; postseason playoff competition is excluded. Number of games per season: 1960-1977 (14); 1978-81 (16); 1982 (9); 1983-86 (16); 1987 (15), and 1988-97 (16).

Service

MOST

Seasons — 16 Steve Grogan, 1975-90
15 Julius Adams, 1971-77, 79-85, 87
14 Steve Nelson, 1974-87
13 Raymond Clayborn, 1977-89
John Hannah, 1973-85
Stanley Morgan, 1977-89
Mosi Tatupu, 1978-90

Games (100 Games Played) —

	Player, Pos.	Games	Years
1.	Julius Adams, DE	206	1971-87*
2.	Mosi Tatupu, RB	194	1978-90
3.	Raymond Clayborn, CB	191	1977-89
4.	John Hannah, OG	183	1973-85
5.	Stanley Morgan, WR	180	1977-89
6.	Steve Nelson, LB	174	1974-87
7.	Bruce Armstrong, OT	164	1987-97
8.	Tom Neville, OT	160	1965-77
9.	Pete Brock, C	154	1976-87
10.	Gino Cappelletti, K/WR	152c	1960-70
11.	Andre Tippett, LB	151	1982-93
12.	Bill Lenkaitis, C	151	1971-81
13.	Steve Grogan, QB	149	1975-90
14.	Roland James, SS	145	1980-90
15.	Fred Marion, FS	144	1982-91
16.	Houston Antwine, DT	142	1961-71
17.	Jim Lee Hunt, DT	141	1960-70
18.	Len St. Jean, OG	140c	1964-73
19.	Don Webb, DB	134	1961-71
20.	Ray Hamilton, NT	132	1973-81
21.	Jon Morris, C	130	1964-74
22.	Irving Fryar, WR	129	1984-92
23.	Johnny Rembert, LB	126	1983-92
24.	Jim Colclough, WR	124	1960-68
	Steve King, LB	124	1973-81
	Charlie Long, OT	124	1961-69
27.	Vincent Brown, LB	123	1988-95
28.	Ronnie Lippett, CB	122	1983-91
	Lawrence McGrew, LB	122	1980-89
30.	Brent Williams, DE	121	1986-93
31.	Cedric Jones, WR	120	1982-90
32.	Sam Adams, OG	119	1972-80
	Ed Reynolds, LB	119	1983-91
	Tony McGee, DE	119	1974-81
35.	John Smith, K	116	1974-83
36.	Larry Eisenhauer, DE	115	1961-69
37.	Ben Coates, TE	112	1991-97
	Bob Dee, DE	112c	1960-67
39.	Tim Goad, NT	109	1988-94
40.	Lin Dawson, TE	105	1981-90
41.	Maurice Hurst, CB	104	1989-95

c - denotes consecutive games played
* - Julius Adams did not play in 1986.

Scoring

MOST POINTS

Career —
1,130 Gino Cappelletti, 1960-70
671 John Smith, 1974-82
442 Tony Franklin, 1984-87
408 Stanley Morgan, 1977-89
294 Sam Cunningham, 1973-79, 81-82

Season —
155 Gino Cappelletti, 1964 (7-td, 36-xp*, 25-fg)
147 Gino Cappelletti, 1961 (8-td, 48-xp, 17-fg)
140 Tony Franklin, 1986 (44-xp, 32 fg)
132 Gino Cappelletti, 1965 (27-xp, 17-fg, 9-td)
129 John Smith, 1980 (51-xp, 26-fg)

Game —
28 Gino Cappelletti vs. Hou., Dec. 18, 1965 (2-td, 4-xp, 4-fg)
24 Gino Cappelletti vs. Buf., Nov. 15, 1964 (3-td, 6-xp*)

Most Seasons Leading League —
5 Gino Cappelletti, 1961, 63-66
2 John Smith, 1979, 1980

Touchdowns

MOST

Career — 68 Stanley Morgan, 1977-89 (67-p, 1-rt)
49 Sam Cunningham, 1973-79, 1981-82 (43-r, 6-p)
46 Jim Nance, 1965-71 (45-r, 1-p)
42 Ben Coates, 1991-97 (42-p)
Gino Cappelletti, 1960-70 (42-p)
Larry Garron, 1960-68 (15-r, 26-p, 1-rt)

Season — 17 Curtis Martin, 1996 (14-r, 3-p)
15 Curtis Martin, 1995 (14-r, 1-p)
13 Stanley Morgan, 1979 (12-p, 1-rt)
Steve Grogan, 1976 (12-r, 1-f)
12 Mack Herron, 1974 (7-r, 5-p)
11 Horace Ivory, 1978 (11-r)
Sam Cunningham, 1974 (9-r, 2-p)
Jim Nance, 1966 (11-r)
Billy Lott, 1961 (5-r, 6-p)
10 Stanley Morgan, 1986 (10-p)
Irving Fryar, 1985 (1-r, 7-p, 2-rt)
Tony Collins, 1983 (10-r)
Andy Johnson, 1976 (6-r, 4-p)
Jim Colclough, 1962 (10-p)

Game — 3 Accomplished 17 times; Most recent: Curtis Martin, vs. Mia., Nov. 3, 1996 (3-r)

*includes one two-point conversion

PAT Kicks

MOST ATTEMPTS

Career —353 Gino Cappelletti, 1960-70
323 John Smith, 1974-83
166 Tony Franklin, 1984-87
82 Adam Vinatieri, 1996-97
73 Matt Bahr, 1993-95

Season — 51 John Smith, 1980
50 Gino Cappelletti, 1961
49 John Smith,1979
46 John Smith,1976
45 Tony Franklin, 1986

Game — 8 David Posey vs. NY Jets, Oct. 29, 1978
John Smith vs. NY Jets, Sept. 9, 1979
7 Gino Cappelletti vs. Buffalo, Oct. 22, 1961
John Smith vs. Oakland, Oct. 3, 1976

MOST MADE

Career —342 Gino Cappelletti, 1960-70
308 John Smith, 1974-83
163 Tony Franklin, 1984-87
79 Adam Vinatieri, 1996-97
73 Matt Bahr, 1993-95

Season — 51 John Smith, 1980
48 Gino Cappelletti, 1961
46 John Smith, 1979
44 Tony Franklin, 1986
42 Tony Franklin, 1984
John Smith, 1974 and 1976

Game — 8 John Smith vs. NY Jets, Sept. 9, 1979
7 David Posey vs. NY Jets, Oct. 29, 1978
Gino Cappelletti vs. Buffalo, Oct. 22, 1961

Miscellaneous Scoring

SAFETY

Game —1 Accomplished 20 times, Most recent: Don Blackmon at Tampa Bay, 10-27-85

Season —
2 Don Blackmon at Tampa Bay, 10-27-85 and vs. Green Bay, 9-8-85

(NOTE: See fumble section for scoring on fumbles)

MISSED FG RETURNED FOR TD

91 yards Ron Burton vs. Denver, Nov. 11, 1962

BLOCKED FG RETURNED FOR TD

71 yards Raymond Clayborn at Houston, Oct. 18, 1987
65 yards Mike Haynes at NY Jets, Oct. 5, 1980
45 yards Larry Carwell vs. Cincinnati, Sept. 17, 1971

BLOCKED PUNT RETURNED FOR TD

31 yards Rod McSwain at LA Rams, Nov. 16, 1986
20 yards Don Webb vs. San Diego, Dec. 17, 1961
17 yards Mosi Tatupu at New Orleans, Nov. 30, 1986
8 yards Rick Sanford vs. Baltimore, Nov. 18, 1979

Field Goals

MOST ATTEMPTS

Career —333 Gino Cappelletti, 1960-70
191 John Smith, 1974-83
125 Tony Franklin, 1984-87
72 Matt Bahr, 1993-95
69 Jason Staurovsky, 1988-91
64 Adam Vinatieri, 1996-97

Season — 41 Tony Franklin, 1986
38 Gino Cappelletti, 1963
37 Gino Cappelletti, 1962
Gino Cappelletti, 1964
35 Adam Vinatieri, 1996
34 Matt Bahr, 1994
John Smith, 1980
Gino Cappelletti, 1969

Game —
7 Jason Staurovsky, vs. Indy, Dec. 3, 1989
Gino Cappelletti vs. Cin., Nov. 16, 1969
Gino Cappelletti vs. Buf., Sept. 24, 1967
Gino Cappelletti vs. S.D., Sept. 20, 1964
6 Adam Vinatieri vs. Jack, Sept. 22, 1996
Gino Cappelletti vs. NYJ, Sept. 27, 1964
6 Gino Cappelleti vs. Hou., Dec. 18, 1965

Most Seasons Leading League —
3 Gino Cappelletti, 1961, 63-64

MOST MADE

Career —176 Gino Cappelleti, 1960-70
128 John Smith, 1974-83
93 Tony Franklin, 1984-87
55 Matt Bahr, 1993-95
52 Adam Vinatieri, 1996-97
50 Jason Staurovsky, 1988-91

Season — 32 Tony Franklin, 1986
27 Adam Vinatieri, 1996
Matt Bahr, 1994
26 John Smith, 1980
25 Adam Vinatieri, 1997
Gino Cappelletti, 1964

Game —
6 Gino Cappelletti vs. Denver, Oct. 4, 1964
5 Adam Vinatieri vs. Jacksonville, Sept. 22. 1996
Jason Staurovsky, vs. Indianapolis, Dec. 3, 1989

Game (No Misses) —
6 Gino Cappelletti vs. Denver, Oct. 4, 1964

Longest Made —
55 Matt Bahr at Miami, Nov. 12, 1995
53 Gino Cappelletti vs. NY Jets, Nov. 28, 1965
Jason Staurovsky vs. Seattle, Oct. 7, 1990
52 Adam Vinatieri vs. Buffalo, Oct. 12, 1997
51 Matt Bahr vs. Denver, Oct. 8, 1995
Charlie Gogolak vs. Miami, Oct. 17, 1971
Gino Cappelletti vs. Denver, Nov. 20, 1964

4 yards Tedy Bruschi at Baltimore, Oct. 6, 1996
3 yards Willie Scott vs. Indianapolis, Nov. 22, 1987
0 yards Leroy Moore vs. Oakland, Nov. 17, 1961

Rushing

MOST ATTEMPTS

Career —	1,385	Sam Cunningham, 1973-79, 1981-82
	1,323	Jim Nance, 1965-71
	1,191	Tony Collins, 1981-87
	958	Curtis Martin, 1995-97
	891	John Stephens, 1988-92
	820	Don Calhoun, 1975-81
Season —	368	Curtis Martin, 1995
	316	Curtis Martin, 1996
	300	Leonard Russell, 1993
	299	Jim Nance, 1966
	297	John Stephens, 1988

Game —

40	Curtis Martin vs. NYJ, Sept. 14, 1997 (199 yards)
38	Jim Nance vs. Oak., Oct. 30, 1966 (208 yds)
36	Curtis Martin vs. Buf., Oct. 23, 1995 (127 yds)
35	Curtis Martin vs. Indy, Nov. 24, 1996 (141 yds)
	Curtis Martin at NYJ, Nov. 5 1995 (166 yds)
	Michael LeBlanc vs. Buf., Oct. 11, 1987 (146 yds)
	John Stephens vs. Chi., Oct. 30, 1988 (124 yds)
34	Jim Nance vs. Buffalo, Sept. 24, 1967 (185 yds)

Seasons Leading League — 3 Jim Nance, 1966-67, 69

MOST YARDAGE

Career —	5,453	Sam Cunningham, 1973-79, 1981-82
	5,323	Jim Nance, 1965-71
	4,647	Tony Collins, 1981-87
	3,799	Curtis Martin 1995-97
	3,391	Don Calhoun, 1975-81
Season —	1,487	Curtis Martin, 1995
	1,458	Jim Nance, 1966
	1,227	Craig James, 1985
	1,216	Jim Nance, 1967
	1,168	John Stephens, 1988
	1,160	Curtis Martin, 1997
	1,152	Curtis Martin, 1996
	1,088	Leonard Russell, 1993
	1,049	Tony Collins, 1983
	1,015	Sam Cunningham, 1977

Game —

212	Tony Collins vs. NY Jets, Sept. 18, 1983 (23 att.)
208	Jim Nance vs. Oakland, Oct. 30, 1966 (38 att.)
199	Curtis Martin vs. NY Jets, Sept. 14, 1997 (40 att.)
185	Jim Nance vs. Buffalo, Sept. 24, 1967 (34 att.)
177	Don Calhoun vs. N.O., Dec. 5, 1976 (22 att.)
	Don Calhoun vs. Denver, Nov. 28, 1976 (25 att.)
166	Curtis Martin at NY Jets, Nov. 5, 1995 (35 att.)

Seasons Leading League — 2 Jim Nance, 1966-67

LONGEST RUN FROM SCRIMMAGE

85	Larry Garron vs. Buffalo, Oct. 22, 1961 (TD)
80	Carl Garrett vs. Miami, Nov. 9, 1969 (TD)
77	Robert Weathers vs. Balt., Sept. 4, 1983 (TD)
	Ron Burton at Denver, Oct. 23, 1960
75	Sam Cunningham, Oct. 20, 1974 (TD)
74	Don Calhoun at St. Louis, Sept. 10, 1978

HIGHEST AVG. GAIN

Career (450 Attempts) —

4.22	Craig James, 1984-88 (585-2,469)
4.16	Carl Garrett, 1969-72 (537-2,235)
4.13	Don Calhoun, 1974-81 (820-3,391)
4.02	Jim Nance, 1965-71 (1,323-5,323)
3.96	Curtis Martin, 1995-97 (958-3,799)
3.95	Mosi Tatupu, 1978-90 (612-2,415)
3.94	Sam Cunningham, 1973-79, 81-82 (1,385-5,453)

Season (100 Attempts) —

5.59	Don Calhoun, 1976 (129-721)
5.45	Mosi Tatupu, 1983 (106-578)
5.04	Carl Garrett, 1969 (137-691)
4.94	Craig James, 1984 (160-790)
4.91	Horace Ivory, 1978 (141-693)

Game (10 Attempts) —

11.60	Larry Garron vs. Buffalo, Oct. 22, 1961 (10-116)
11.36	Sam Cunningham at Buf., Oct. 20, 1974 (11-125)
10.77	Larry Garron vs. Oakland, Oct. 26, 1962 (13-140)

MOST TOUCHDOWNS

Career —	45	Jim Nance, 1965-71
	43	Sam Cunningham, 1973-79, 1981
	35	Steve Grogan, 1975-90
	32	Curtis Martin, 1995-97
		Tony Collins, 1981-87
	23	Don Calhoun, 1975-81
Season —	14	Curtis Martin, 1996
		Curtis Martin, 1995
	12	Steve Grogan, 1976
	11	Horace Ivory, 1978
		Jim Nance, 1966
	10	Tony Collins, 1983
	9	Don Calhoun, 1980
Game —	3	Curtis Martin, vs. Miami, Nov. 3, 1996
		Mosi Tatupu at LA Rams, Dec. 11, 1983
		Tony Collins vs. NY Jets, Sept. 18, 1983
		Sam Cunningham at Buffalo, Oct. 20, 1974

Seasons Leading League —

1 Jim Nance, 1966

RB Tony Collins holds the Patriots record for most rushing yards in one game, 212, vs. NY Jets, Sept. 18, 1983.

Passing

MOST ATTEMPTS

Career —

3,593	Steve Grogan, 1975-90
2,901	**Drew Bledsoe, 1993-97**
2,413	Vito (Babe) Parilli, 1961-67
1,503	Jim Plunkett, 1971-75
1,500	Tony Eason, 1983-89

Season —

691	**Drew Bledsoe, 1994**
636	**Drew Bledsoe, 1995**
623	**Drew Bledsoe, 1996**
522	**Drew Bledsoe, 1997**
473	Vito (Babe) Parilli, 1964
448	Tony Eason, 1986

Game —

70	**Drew Bledsoe vs. Minnesota, Nov. 13, 1994***
60	**Drew Bledsoe at Pittsburgh, Dec. 16, 1995**
59	Steve Grogan vs. New Orleans, Nov. 12, 1989
56	**Drew Bledsoe vs. Denver, Oct. 8, 1995**
	Marc Wilson at Pittsburgh, Dec. 17, 1989
55	**Drew Bledsoe vs. LA Raiders, Oct. 19, 1994**

Most Season's Leading the League —

3 Drew Bledsoe, 1994-96

MOST COMPLETIONS

Career —

1,879	Steve Grogan, 1975-90
1,624	**Drew Bledsoe, 1993-97**
1,140	Vito (Babe) Parilli, 1961-67
876	Tony Eason, 1983-89
729	Jim Plunkett, 1971-75

Season —

400	Drew Bledsoe, 1994
373	Drew Bledsoe, 1996
323	Drew Bledsoe, 1995
314	**Drew Bledsoe, 1997**
276	Tony Eason,1986

Game —

45	**Drew Bledsoe vs. Minnesota, Nov. 13, 1994***
39	**Drew Bledsoe at Pittsburgh, Dec. 16, 1995**
36	Tony Eason at LA Rams, Nov. 16, 1986
34	Tom Ramsey vs. Philadelphia, Nov. 29, 1987
32	**Drew Bledsoe vs. Buffalo, Oct. 27, 1996**
	Drew Bledsoe at Miami, Sept. 5, 1994
31	**Drew Bledsoe at New York Giants, Dec. 21, 1996**

Most Season's Leading the League —

2 Drew Bledsoe, 1994, 1996

*NFL Record

PASSING EFFICIENCY (Pct)

Career (500 Attempts) —

.604	Hugh Millen, 1991-92 (612-370)
.584	Tony Eason, 1983-89 (1500-876)
.559	**Drew Bledsoe, 1993-97 (2901-1624)**
.523	Steve Grogan, 1975-90 (3593-1879)
.485	Jim Plunkett, 1971-75 (1503-729)
.472	Babe Parilli, 1961-67 (2413-1140)
	Butch Songin, 1960-61 (604-285)

Season (100 Attempts) —

.616	Tony Eason, 1986 (448-276)
.611	Hugh Millen, 1992 (203-124)
.608	Steve Grogan, 1986 (102-62)
.602	**Drew Bledsoe, 1997 (522-314)**
.601	Tony Eason, 1984 (431-259)
	Hugh Millen, 1991 (409-246)

Game (20 Attempts) —

.800	Babe Parilli vs. Miami, Oct. 15, 1967 (20-16)
.769	Hugh Millen at Miami, Nov. 10, 1991 (26-20)
.750	Tony Eason vs. Green Bay, Sept. 8, 1985 (28-21)
.732	**Drew Bledsoe vs. Miami, Nov. 3, 1996 (41-30)**
.727	Tony Eason vs. Buffalo, Nov. 23, 1986 (33-24)

Most Seasons Leading League —

1 Vito (Babe) Parilli, 1961

MOST YARDAGE

Career —

26,886	Steve Grogan, 1975-90
18,348	**Drew Bledose, 1993-97**
16,747	Vito (Babe) Parilli, 1961-67
10,732	Tony Eason, 1983-89
9,932	Jim Plunkett, 1971-75

Season —

4,555	**Drew Bledsoe, 1994**
4,086	**Drew Bledsoe, 1996**
3,706	**Drew Bledsoe, 1997**
3,507	**Drew Bledsoe, 1995**
3,465	Vito (Babe) Parilli, 1964
3,328	Tony Eason, 1986
3,286	Steve Grogan, 1979

Game —

426	**Drew Bledsoe vs. Minnesota, Nov. 13, 1994**
421	**Drew Bledsoe at Miami, Sept. 5, 1994**
419	**Drew Bledsoe vs. Miami, Nov. 3, 1996**
414	Tony Eason vs. Seattle, Sept. 21, 1986
402	Tom Ramsey vs. Philadelphia, Nov. 29, 1987
401	Steve Grogan vs. NY Jets, Oct. 12, 1986

Seasons Leading League —

1 Drew Bledsoe, 1994
Vito (Babe) Parilli, 1964

Longest Completion —

90t	Tony Eason at Chicago, Sept. 15, 1985 (to Craig James)
88t	Jim Plunkett vs. Baltimore, Dec. 19, 1971 (to Randy Vataha)
87t	Tom Sherman vs. NY Jets, Oct. 27, 1968 (to Jim Whalen)
84t	**Drew Bledsoe vs. Miami, Nov. 3, 1996 (to Ben Coates)**

Passing

HAD INTERCEPTED

Fewest

Career (500 Attempts) —
- 24 Butch Songin, 1960-61
- 44 Mike Taliaferro, 1968-70
- 48 Tony Eason, 1983-89

Season (100 Attempts) —
- 2 Steve Grogan, 1986 (102 att.)
- 4 Scott Zolak, 1992 (100 att.)
- Steve Grogan, 1982 (122 att.)
- 5 Steve Grogan, 1985 (156 att.)
- 5 Tom Hodson, 1990 (156 att.)

Game (25 attempts) —
- 0 **Accomplished many times. Most recent: Drew Bledsoe at San Diego, Dec. 1, 1996**

Most

Career (500 attempts) —
- 208 Steve Grogan, 1975-90
- 138 Babe Parilli, 1961-67
- **89 Drew Bledsoe, 1993-97**
- 87 Jim Plunkett, 1971-75

Season —
- **27 Drew Bledsoe, 1994**
- Babe Parilli, 1964
- 26 Babe Parilli, 1965
- 25 Jim Plunkett, 1972
- 24 Babe Parilli, 1967
- Babe Parilli, 1963
- 23 Steve Grogan, 1978

Game (25 attempts) —
- 6 Steve Grogan vs. San Francisco, Nov. 30, 1980
- Babe Parilli vs. Denver, Sept. 3, 1967
- **5 Drew Bledsoe at Pittsburgh, Dec. 5, 1993**
- Steve Grogan at Detroit, Oct. 10, 1976
- Steve Grogan at Baltimore, Dec. 21, 1975
- Mike Taliaferro vs. NY Jets, Oct. 27, 1968
- Babe Parilli vs. Buffalo, Sept. 11, 1965
- Babe Parilli vs. NY Jets, Oct. 31, 1964

Lowest Percentage Season —
- 1.9 Tony Eason, 1984 (8-431)
- 2.0 Steve Grogan, 1986 (2-102)
- 2.2 Tony Eason, 1986 (10-448)
- **2.4 Drew Bledsoe, 1996 (15-623)**
- **2.5 Drew Bledsoe, 1995 (13-136)**

Seasons Leading League —

Fewest
- 2 Vito (Babe) Parilli, 1961 (tied), 1962
- 1 Tony Eason, 1984
- Ed (Butch) Songin, 1961 (tied)

Most
- 1 Vito (Babe) Parilli, 1964 (tied)

MOST TOUCHDOWNS

Career —
- 182 Steve Grogan, 1975-90
- 132 Vito (Babe) Parilli, 1961-67
- **108 Drew Bledsoe, 1993-97**
- 62 Jim Plunkett, 1971-75
- 60 Tony Eason, 1983-89

Season —
- 31 Vito (Babe) Parilli, 1964
- **28 Drew Bledsoe, 1997**
- 28 Steve Grogan, 1979
- **27 Drew Bledsoe, 1996**
- **25 Drew Bledsoe, 1994**
- 23 Tony Eason, 1984
- 22 Ed (Butch) Songin, 1960

Game —
- 5 Steve Grogan vs. NY Jets, Sept. 9, 1979
- Vito (Babe) Parilli at Buffalo, Nov. 15, 1964
- Vito (Babe) Parilli vs. Miami, Oct. 15, 1967
- 4 **Accomplished 13 times. Most Recent: Drew Bledsoe at Indianapolis, Sept. 7, 1997**

Seasons Leading League —
- 1 Steve Grogan, 1979 (tied Brian Sipe of Clev. - 28)
- 1 Babe Parilli, 1964



Patriots QB Drew Bledsoe ranks third in team history with 108 touchdown passes.

Receiving

MOST RECEPTIONS

Career —

534 Stanley Morgan, 1977-89
391 Ben Coates, 1991-97
363 Irving Fryar, 1984-92
292 Gino Cappelletti, 1960-70
283 Jim Colclough, 1960-68

Season —

96 Ben Coates, 1994
90 Terry Glenn, 1996
84 Ben Coates, 1995
Stanley Morgan, 1986
82 Marv Cook, 1991
77 Tony Collins, 1986

Game —

12 Ben Coates at Indy, Nov. 27, 1994 (119 yds)
11 Ben Coates at Pittsburgh, Dec. 16, 1995 (83 yds)
Leroy Thompson vs. Min., Nov. 13, 1994 (74 yds)
Tony Collins vs. Phi., Nov. 29, 1987 (100 yds)
Art Graham vs. K.C., Nov. 20, 1966 (134 yds)
10 Terry Glenn vs. Miami, Nov. 3, 1996 (119 yds)
Ben Coates vs. Min., Nov. 13,1994 (74 yds)
Michael Timpson vs. Min., Nov. 13, 1994 (113 yds)
Tony Romeo vs. K.C., Nov. 17, 1963 (149 yds)
Tony Collins at LA Rams, Nov. 16, 1986 (66 yds)
Marv Cook vs. Houston, Sept. 22, 1991 (99 yds)

YARDAGE

Career —

10,352 Stanley Morgan, 1977-89
5,726 Irving Fryar, 1984-92
5,001 Jim Colclough, 1960-68
4,589 Gino Cappelletti, 1960-70
4,433 Ben Coates, 1991-97

Season —

1,491 Stanley Morgan, 1986
1,174 Ben Coates, 1994
1,132 Terry Glenn, 1996
1,029 Stanley Morgan, 1981
1,014 Irving Fryar, 1991
1,013 Harold Jackson, 1979
1,002 Stanley Morgan, 1979

Game —

182 Stanley Morgan vs. Miami, Nov. 8, 1981 (5)
170 Stanley Morgan vs. Baltimore, Nov. 26, 1978 (5)
167 Art Graham vs. Houston, Nov. 6, 1964 (8)
165 Irving Fryar at N.Y. Jets, Oct. 4, 1992 (8)
163 Terry Glenn vs. Green Bay, Oct. 27, 1997 (7)

Longest Reception —

90t Craig James at Chicago, Sept. 15, 1985 (from Tony Eason)
88t Randy Vataha vs. Baltimore, Dec. 19, 1971 (from Jim Plunkett)
87t Jim Whalen vs. NY Jets, Oct. 27, 1968 (from Tom Sherman)
84t Ben Coates vs. Miami, Nov. 3, 1996 (from Drew Bledsoe)
80t Irving Fryar vs. Chicago, Oct. 30, 1988 (from Doug Flutie)
Carl Garrett vs. Buffalo, Nov. 14, 1971 (from Jim Plunkett)
Art Graham at Houston, Nov. 29, 1964 (from Babe Parilli)

AVERAGE GAIN

Career (150 Minimum) —

20.3 Harold Jackson, 1978-81 (156-3,162)
19.3 Stanley Morgan, 1977-89 (534-10,352)
17.7 Jim Colclough, 1960-68 (283-5,001)
15.8 Irving Fryar, 1984-92 (363-5,726)
15.7 Gino Cappelleti, 1960-70 (292-4,589)

Season (35 Minimum) —

23.4 Stanley Morgan, 1981 (44-1,029)
22.8 Stanley Morgan, 1979 (44-1,002)
22.5 Harold Jackson, 1979 (45-1,013)
22.0 Stanley Morgan, 1980 (45-991)
21.7 Jim Colclough, 1962 (40-868)

Game (4 Minimum) —

36.4 Stanley Morgan vs. Miami, Nov. 8, 1981 (5-182)
35.5 Stanley Morgan vs. S.F., Nov. 30, 1980(4-142)
Jim Colclough vs. NYJets, Oct. 6, 1962 (4-142)
35.0 Aaron Marsh vs. N.Y.Jets, Sept. 22, 1968 (4-140)
34.0 Stanley Morgan at Balt., Nov. 26, 1978 (5-170)

TOUCHDOWNS

Career —

67 Stanley Morgan, 1977-89
42 Ben Coates, 1991-97
Gino Cappelletti, 1960-68
39 Jim Colclough, 1960-68
37 Irving Fryar, 1984-92

Season —

12 Stanley Morgan, 1979
10 Stanley Morgan, 1986
Jim Colclough, 1962
9 Ben Coates, 1996
Randy Vataha, 1971
Gino Cappelletti, 1965
Jim Colclough, 1960,1961

Game —

3 Accomplised Seven Times. Most Recent: Ben Coates at Buffalo, Nov. 26, 1995

MOST INTERCEPTIONS

Career —

36 Raymond Clayborn, 1977-89
29 Ron Hall, 1961-67
29 Roland James, 1980-90
29 Fred Marion, 1982-91
28 Mike Haynes, 1976-82

Season —

11 Ron Hall, 1964
8 Ronnie Lippett, 1986
Mike Haynes, 1976
Bob Suci, 1963
7 Accomplished 5 times. Most recent: Maurice Hurst, 1994

Game —

3 Accomplished 6 times. Most recent: Roland James at Buffalo, Oct. 23, 1983

CB Raymond Clayborn is the Patriots' all-time leader with 36 interceptions and 555 return yards.

Interceptions

RETURN YARDAGE

Career —

555	Raymond Clayborn, 1977-89
476	Ron Hall, 1961-67
457	Fred Marion, 1982-91
420	Ronnie Lippett 1984-91
393	Mike Haynes, 1976-82

Season —

277	Bob Suci, 1963
189	Fred Marion, 1985
182	Prentice McCray, 1976
159	Ron Hall, 1966
153	Don Webb, 1961

Game —

118	Prentice McCray at NY Jets, Nov. 21, 1976 (2)
115	Fred Marion at Seattle, Nov. 17, 1985 (2)
110	Bob Suci vs. Houston, Nov. 1, 1963 (2)
100	Jimmy Hitchcock, vs. Miami, Nov. 23, 1997 (1)
99	Rick Sanford at Chicago, Dec. 5, 1982 (1)

Longest Return —

100	Jimmy Hitchcock, vs. Miami, Nov. 23, 1997 (TD)
99	Rick Sanford at Chicago, Dec. 5, 1982 (TD)
98	Bob Suci vs. Houston, Nov. 1, 1963 (TD)
87	Ron Hall vs. Denver, Sept. 18, 1966
85	Raymond Clayborn at Clev., Oct. 7, 1984 (TD)
83	Fred Marion at Seattle, Nov. 17, 1985 (TD)

TOUCHDOWNS

Career —

2	Ronnie Lippett, 1983-91 Prentice McCray, 1974-80 Don Webb, 1961-62, 64-71 John Charles, 1967-69 Bob Suci, 1963

Season —

2	Ronnie Lippett, 1987 Prentice McCray, 1976 Bob Suci, 1963 Don Webb, 1961

Game

2	Prentice McCray at NY Jets, Nov. 21, 1976

Punting

MOST PUNTS

Career —

468	Rich Camarillo, 1981-87
377	Tom Yewcic, 1961-67
243	Tom Janik, 1969-71
222	Mike Patrick, 1975-78
169	Shawn McCarthy, 1991-92

Season —

103	Shawn McCarthy, 1992
92	Rich Camarillo, 1985
91	Jeff Feagles, 1988
90	Brian Hansen, 1990
89	Rich Camarillo, 1986

Game —

11	Shawn McCarthy, vs. New Orleans, Nov. 8, 1992 Rich Camarillo at Chicago, Sept. 15, 1985 Rich Camarillo at Dallas, Nov. 22, 1984 Jim Fraser vs. NY Jets, Oct. 2, 1966
10	Shawn McCarthy, vs. Indy, Dec. 6, 1992 Tom Greene vs. Houston, Dec. 18, 1960 Tom Yewcic vs. Buffalo, Dec. 1, 1963 Tom Yewcic vs. Buffalo, Nov. 15, 1964 Bob Scarpitto vs. Oakland, Oct. 6, 1968 Brian Hansen vs. Indianapolis, Nov. 11, 1990

YARDAGE

Career —

19,922	Rich Camarillo, 1981-87
14,553	Tom Yewcic, 1961-67
9,516	Tom Janik, 1969-71
8,481	Mike Patrick, 1975-78
6,862	Shawn McCarthy, 1991-92

Season —

4,212	Shawn McCarthy, 1992
3,953	Rich Camarillo, 1985
3,752	Brian Hansen, 1990
3,746	Rich Camarillo, 1986
3,615	Rich Camarillo, 1983

Game —

514	Rich Camarillo at Chicago, Sept. 15, 1985 (11)
479	Rich Camarillo at Dallas, Nov. 22, 1984 (11)
436	Bob Scarpitto vs. Oakland, Oct. 6, 1968 (10)
426	Rich Camarillo at Oakland, Nov. 1, 1981 (9)
417	Tom Yewcic at Buffalo, Nov. 15, 1964 (10)

Longest Punt —

93	Shawn McCarthy at Buffalo, Nov. 3, 1991
89	Luke Prestridge vs. Miami, Oct. 21, 1984
87	Bob Scarpitto at Denver, Sept. 29, 1968
82	Luke Prestridge vs. NY Jets, Oct. 28, 1984
76	Rich Camarillo vs. N.Y. Jets, Sept. 19, 1982

Punting (cont.)

HIGHEST AVERAGE YARDAGE

Career (100 Punts Min.) —

44.7 Tom Tupa, 1996-97 (141)
42.6 Rich Camarillo, 1981-87 (468)
40.0 Terry Swanson, 1967-68 (127)
39.8 Shawn McCarthy, 1991-92 (172)
38.6 Tom Yewcic, 1961-67 (377)
38.2 Mike Patrick, 1975-78 (222)

Season (Qualifiers) —

45.8 Tom Tupa, 1997
44.6 Rich Camarillo, 1983
43.7 Rich Camarillo, 1982
43.5 Tom Tupa, 1996
42.9 Rich Camarillo, 1985
42.4 Mike Saxon, 1993

Game (4 Punts Min.) —

55.6 Tom Tupa, at Indianapolis, Sept. 7, 1997 (5)
54.3 Pat O'Neill at Detroit, Sept. 25, 1994 (4)
51.9 Tom Tupa, at Denver, Oct. 6, 1997 (7)
51.3 Tom Tupa, vs. San Diego, Aug. 31, 1997 (4)
51.2 Tom Tupa, vs. Indianapolis, Nov. 30, 1997 (5)
Shawn McCarthy at Buffalo, Nov. 3, 1991 (5)

Punt Returns

MOST

Career —

206 Irving Fryar, 1984-91
142 David Meggett, 1995-97
111 Mike Haynes, 1976-80
92 Stanley Morgan, 1977-89
74 Mack Herron, 1973-75

Season —

52 David Meggett, 1996
45 David Meggett, 1997
David Meggett, 1995
Mike Haynes, 1976
38 Irving Fryar, 1988
Ricky Smith, 1983

Game —

10 Ronnie Harris at Pittsburgh, Dec. 5, 1993
7 David Meggett vs. NY Jets, Dec. 10, 1995
Ray Crittenden vs. Green Bay, Nov. 2, 1994
Irving Fryar at Dallas, Nov. 22, 1984
6 Accomplished Seven Times, Most Recent:
David Meggett vs. San Diego, Aug. 31, 1997

Most Seasons Leading League —

1 Irving Fryar, 1985
Ron Burton, 1962
Fred Bruney, 1961

MOST YARDAGE

Career —

2,055 Irving Fryar, 1984-91
1,443 David Meggett, 1995-97
1,159 Mike Haynes, 1976-81
960 Stanley Morgan, 1977-1989
888 Mack Herron, 1973-75

Season —

608 Mike Haynes, 1976
588 David Meggett, 1996
520 Irving Fryar, 1985
517 Mack Herron, 1974
467 David Meggett, 1997

Game —

156 Mike Haynes vs. Buffalo, Nov. 7, 1976
133 Stanley Morgan vs. Buffalo, Nov. 20, 1977
133 Irving Fryar at Buffalo, Sept. 22, 1985
126 Billy Johnson vs. Houston, Nov. 5, 1967

LONGEST PUNT RETURN

89 Mike Haynes vs. Buffalo, Nov. 7, 1976 (TD)
85 Irving Fryar at Buffalo, Sept. 22, 1985 (TD)
80 Stanley Morgan vs. Balt., Nov. 18, 1979 (TD)
77 Irving Fryar vs. Indianapolis, Nov. 10, 1985 (TD)
75 Roland James vs. NY Jets, Nov. 2, 1980

HIGHEST AVG. YARDAGE

Career (20 Returns) —

12.0 Mack Herron, 1973-75 (74-888)
11.3 Carl Garrett, 1969-72 (43-487)
10.4 Mike Haynes, 1976-81 (111-1159)
Stanley Morgan, 1977-89 (92-960)
10.2 David Meggett, 1995-97 (142-1443)
10.0 Irving Fryar, 1984-92 (70-2055)

Season (Qualifiers) —

14.8 Mack Herron, 1974
14.1 Irving Fryar, 1985
13.5 Mike Haynes, 1976
10.8 Mack Herron, 1973
10.5 Four Times, Most Recent:
Irving Fryar, 1988

Game (3 Returns) —

39.0 Mike Haynes vs. Buffalo, Nov. 7, 1976 (4)
35.7 Ricky Smith vs. Baltimore, Sept. 4, 1981 (3)

TOUCHDOWNS

Career —

3 Irving Fryar, 1984-91
2 Mike Haynes, 1976-81

Season —

2 Irving Fryar, 1985
Mike Haynes, 1976

Game —

1 David Meggett at NY Giants, Dec. 21, 1996
Irving Fryar vs. Atlanta, Nov. 2, 1986
Irving Fryar vs. Indianapolis, Nov. 10, 1985
Irving Fryar at Buffalo, Sept. 22, 1985
Roland James vs. NY Jets, Nov. 2, 1980
Stanley Morgan vs. Baltimore, Nov. 18, 1979
Mike Haynes vs. Denver, Nov. 28, 1976
Mike Haynes vs. Buffalo, Nov. 7, 1976

Kickoff Returns

MOST

Career —

107	Stephen Starring, 1983-87
105	David Meggett, 1995-97
92	Carl Garrett, 1969-72
89	Larry Garron, 1960-68
80	Sammy Martin, 1988-90
76	Troy Brown, 1993-97

Season —

48	Stephen Starring, 1985
42	Ricky Smith, 1983
41	Mack Herron, 1973
39	Tony Collins, 1981
38	David Meggett, 1995

Game —

8	Willie Porter vs. NY Jets, Sept. 22, 1968
6	By many players, Most recent: Stephen Starring at Indianapolis, Oct. 25, 1987

Most Seasons Leading League —

1	Jon Vaughn, 28.2 (20-564), 1992 Horace Ivory, 27.6 (36-992), 1980 Raymond Clayborn, 31.0 (28-869), 1977

YARDAGE

Career —

2,561	David Meggett, 1995-97
2,299	Larry Garron, 1960-68
2,259	Stephen Starring, 1983-87
2,251	Carl Garrett, 1969-72
1,834	Sammy Martin, 1988-90

Season —

1,092	Mack Herron, 1973
1,012	Stephen Starring, 1985
992	Horace Ivory, 1980
964	David Meggett, 1995
879	Allen Carter, 1975

Game —

206	Allen Carter at Baltimore, Dec. 21, 1975
175	Carl Garrett vs. Buffalo, Oct. 11, 1969

LONGEST

101	Raymond Clayborn at Balt., Dec. 18, 1977 (TD)
100	Jon Vaughn at Cincinnati, Dec. 20, 1992 (TD) Raymond Clayborn at NYJ, Oct. 2, 1977 (TD)
99	Allen Carter at Baltimore, Dec. 21, 1975 (TD)
99	Jon Vaughn at Phoenix, Sept. 29, 1991 (TD)
98	Ricky Smith vs. NY Jets, Sept. 19, 1982 (TD) Horace Ivory at Baltimore, Oct. 19, 1980 (TD)

HIGHEST AVG. YARDAGE

Career (20 Returns) —

27.2	Allen Carter, 1975-76 (33-898)
26.9	Raymond Clayborn, 1977-89 (57-1,538)
26.5	Horace Ivory, 1978-81 (45-1,191)
25.8	Larry Garron, 1960-67 (89-2,299)
25.3	Mack Herron, 1973-75 (71-1,796)

Season (Qualifiers) —

31.0	Raymond Clayborn, 1977
28.5	Larry Garron, 1962
28.4	Jess Phillips, 1976
28.3	Carl Garrett, 1969
28.2	Jon Vaughn, 1992

Game (3 Returns) —

49.3	Ron Burton vs. Dallas Texans, Nov. 3, 1961 (3)
47.0	Horace Ivory at Baltimore, Oct. 19, 1980 (3)

TOUCHDOWNS

Career —

3	Raymond Clayborn, 1977-89
2	Jon Vaughn, 1991-92 Larry Garron, 1960-68

Season —

3	Raymond Clayborn, 1977

Game —

1	**Accomplished 14 times. Most recent: Derrick Cullors at Buf. Nov. 9, 1997, (86 yd. TD)**

Fumbles

MOST

Career —

77	Steve Grogan, 1975-90
49	Sam Cunningham, 1973-79, 1981
42	Vito (Babe) Parilli, 1961-67

Season —

12	Steve Grogan, 1979 Sam Cunningham, 1975 Mack Herron, 1974

Game —

4	Vito (Babe) Parilli vs. Denver, Nov. 6, 1966
3	Accomplished 10 times. Most recent: Steve Grogan at Buffalo, Dec. 20, 1987

MOST OWN RECOVERIES

Career —

31	Steve Grogan, 1975-90
19	Vito (Babe) Parilli, 1961-67

Season —

6	Steve Grogan, 1987 Vito (Babe) Parilli, 1963 Ricky Smith, 1984
5	Vito (Babe) Parilli, 1964

Game —

2	Accomplished 9 times. Most recent: Steve Grogan vs. Miami, Sept. 13, 1987

MOST OPPONENT RECOVERIES

Career —

17	Steve Nelson, 1974-87 Andre Tippett, 1982-93
15	Jim Hunt, 1960-70
14	Raymond Hamilton, 1973-80
13	Bob Dee, 1960-67

Season —

5	Bob Dee, 1961
4	Andre Tippett, 1993 Brent Williams, 1986 Steve Nelson, 1978 John Sanders, 1975 Larry Eisenhauer, 1964 Jack Rudolph, 1960

Fumbles(Cont.)

Game — 3 Steve Nelson vs. Philadelphia, Oct. 8, 1978
2 By 20 players. Most recent:
Johnny Rembert at NY Jets, Nov. 13, 1988

MOST RETURN YARDAGE

Career —
82 Don Webb, 1961-71
67 Jim Hunt, 1960-70

Season —
54 Brent Williams, 1986
52 Chuck Shonta, 1960

Game —
52 Chuck Shonta vs. NY Titans, Sept. 17, 1960 (1-opp)
51 Jim Hunt vs. Houston, Dec. 15, 1968 (1-opp)

LONGEST RETURN

52 Chuck Shonta vs. NY Titans, Sept. 17, 1960 (TD)
51 Jim Hunt vs. Houston, Dec. 15, 1968

TOUCHDOWNS

Own Fumbles Recovered For TD —
1 Eight players. Most recent:
John Stephens vs. Cincinnati, Oct. 16, 1988
(Recovered Robert Perryman fumble in the end zone)

Opponents' Fumbles Recovered For TD —
1 Accomplished many times.
Most recent: Willie McGinest
at San Diego, Dec. 1, 1996 (in end zone)

Sacks*

Career —
100.0 Andre Tippett, 1982-93
79.5 Julius Adams, 1971-77, 79, 85,87
72.5 Tony McGee, 1974-81
54.0 Ray Hamilton, 1973-81
45.4 Larry Eisenhauer, 1961-69

Season —
18.5 Andre Tippett, 1984
16.5 Andre Tippett, 1985
12.5 Andre Tippett, 1987
12.0 Tony McGee, 1978
12.0 Tony McGee, 1979

Rookie Season —
10.5 Garin Veris, 1985
9.0 Chris Slade, 1993

*Sacks (Official NFL Statistic Since 1982 - totals reflect all-time Patriots)

Career Sack Leaders

Player	Sacks	Career Years
Andre Tippett	100.0	1982-88, 90-93
Julius Adams	79.5	1971-77, 79-85, 87
Tony McGee	72.5	1974-81
Ray Hamilton	54.0	1973-81
Larry Eisenhauer	45.5	1961-69
Brent Williams	43.5	1986-93
Houston Antwine	39.0	1961-71
Chris Slade	**38.5**	**1993-97**
Garin Veris	36.0	1985-88, 90-91
Richard Bishop	32.5	1976-81
Don Blackmon	29.5	1981-87
Jim Lee Hunt	29.0	1960-71
Bob Dee	27.5	1960-67
Willie McGinest	**27.0**	**1994-97**
Rod Shoate	22.5	1975-81
Steve Nelson	20.0	1974-81
Mel Lunsford	19.5	1973-80
Nick Buoniconti	18.0	1962-68
Vincent Brown	16.5	1988-95
Ken Sims	16.0	1982-89
Toby Williams	15.5	1983-88
Tom Addison	15.0	1960-70
Jack Rudolph	14.5	1960-65
Ron Berger	14.0	1969-72
Mike Hawkins	12.5	1978-81

Patriots Team Records

Note: Number of games per season: 1960-1977 (14); 1978-81 (16); 1982 (9); 1983-86 (16); 1987 (15), and 1988-93 (16).

Victories

MOST

Season—

11 1996, 1986, 1985, 1978, 1976
10 1997, 1994, 1964, 1980

FEWEST

Season—

1 1990
2 1992, 1981, 1970

Offensive Scoring

MOST POINTS SCORED

Season (Points)—

441 1980
418 1996
413 1961
412 1986
411 1979

Season (Average)—

29.5 1961
27.6 1980
26.8 1976
26.1 1996
26.0 1964

Game—

56 vs. NY Jets, Sept. 9, 1979
55 vs. NY Jets, Oct. 29, 1978
52 vs. Buffalo, Oct. 22, 1961
50 at Indy, Nov. 18, 1984
48 vs. Oakland, Oct. 3, 1976

Quarter—

1st: 21 vs. NYJ, Oct. 29, 1978
1st: 21 at Miami, Dec. 15, 1974
2nd: 27 vs. Balt., Nov. 18,1979
3rd: 22 vs. Dallas Texans, Nov. 18, 1960
4th: 27 vs. Balt., Nov. 23,1980

FEWEST POINTS SCORED

Season—

149 1970
181 1990
192 1972
205 1992
229 1968

Game—

0 17 Times: Most recent: Indianapolis 6, Patriots 0, Dec. 6, 1992

MOST POINTS SCORED, BOTH TEAMS

Game—

86 at Patriots 43, Oakland 43 (tie), Oct. 16, 1964
84 Patriots 46, at Balt. 38, Oct. 6, 1996
78 NY Jets 47, at Patriots 31, Sept. 22, 1968
76 at Buffalo 45, Patriots 31, Nov. 23, 1975
at Patriots 55, NY Jets 21, Oct. 29, 1978

FEWEST POINTS SCORED, BOTH TEAMS

Game—

3 at Patriots 3, Miami 0, Dec. 12, 1982
6 NY Jets 6, at Patriots 0, Nov. 26, 1993
Indy 6, at Patriots 0, Dec. 6, 1992
7 Houston 7, at Patriots 0, Sept. 21, 1975
9 at Patriots 7, Cincinnati 2, Dec. 12, 1993
Patriots 6, at Miami 3, Nov. 20, 1988
Patriots 6, at NY Jets 3, Dec. 15, 1991

GREATEST MARGIN OF VICTORY

Game—

53 at Patriots 56, NY Jets 3, Sept. 9, 1979
42 at Patriots 45, Houston 3, Nov. 1, 1963
41 Patriots 41, at S.D. 0, Dec. 17, 1961
39 at Patriots 42, Baltimore 3, Oct. 6, 1974
38 Patriots 45, at S.D. 7, Dec. 1, 1996
at Patriots 38, Indy 0, Dec. 26, 1993

GREATEST MARGIN OF DEFEAT

Game—

52 at Miami 52, Patriots 0, Nov. 12, 1972
42 at G.B.(Mil.) 45, Patriots 3, Oct. 9, 1988
38 at NY Jets 45, Patriots 7, Sept. 26, 1993
at Cincinnati 45, Patriots 7, Dec. 20, 1970
at Miami 41, Patriots 3, Oct. 17, 1971
36 Chicago 46, Patriots 10, Jan. 26, 1986 (Super Bowl XX)

MOST TOUCHDOWNS

Season—

52 1961, 1980
49 1979
48 1976
46 1979
45 1986

Game—

8 vs. NYJets, Sept 9, 1979 vs. NYJets, Oct. 29, 1978
7 vs. Oakland, Oct. 3, 1976 vs. Buffalo, Oct. 22, 1961
6 12 times: Most recent: at S.D., Dec. 1, 1996

FEWEST TOUCHDOWNS

Season—

17 1982 (9 games)
18 1970
19 1990
22 1991
24 1972

MOST POINTS AFTER TOUCDOWNS

Season—

51 1980
48 1961
46 1979
44 1986
42 1974, 1976, 1984

FEWEST POINTS AFTER TOUCDOWNS

Season—

15 1982 (9 games)
17 1970
19 1990, 1991
22 1992

Offensive Scoring (cont.)

MOST FGS ATTEMPTED
Season—
41 1986
40 1989
39 1964
38 1963
37 1962

Game—
7 vs. Indy Dec. 3,1989
at Cin., Nov. 16, 1969
at Buffalo, Sept. 24, 1967
at S.D., Sept. 20, 1964
6 vs. Jack., Sept, 22, 1996
vs. Denver, Oct. 4, 1964

FEWEST FGS ATTEMPTED
Season—
13 1982 (9 games)
16 1972
17 1975, 1992
21 1971, 1977
22 1970, 1974, 1983,

MOST FGS MADE
Season—
32 1986
30 1989
27 1994
26 1980
25 1997, 1964

Game—
6 at Denver, Oct. 4, 1964
5 vs. Jack., Sept. 22, 1996

FEWEST FGS MADE
Season—
8 1982 (9 games), 1972, 1970, 1960
9 1983, 1975
11 1992 (end)

First Downs

MOST TOTAL
Season—
348 1994
339 1996
335 1995, 1989
328 1981
322 1978

Game—
31 vs. Phila., Nov. 29, 1987
at Houston, Dec. 11, 1966
30 vs. NY Jets, Sept. 9, 1979
at Indianapolis, Oct. 29, 1989

FEWEST TOTAL
Season—
146 1982 (9 games)
166 1969
181 1968
184 1970
190 1971

Game—
3 vs. Wash., Dec. 15, 1990
5 vs. Miami, Dec. 12, 1982
at NY Jets, Nov. 22, 1970
6 at K.C., Oct. 11, 1970
at Phil., Nov. 4, 1990
vs. N. O., Nov. 8, 1992

MOST RUSHING
Season—
181 1978
150 1976
139 1980
132 1977, 1979
130 1983

Game—
21 vs. Denver, Nov. 28, 1976
18 vs. NY Jets, Oct. 18, 1976
17 at Buffalo, Nov. 5, 1978
vs. Buffalo, Dec. 10, 1978

FEWEST RUSHING
Season—
55 1965
63 1970
64 1969
65 1990
66 1964

Game—
0 at N.O., Nov. 30, 1986
at Buffalo, Oct. 26, 1980
at NY Jets, Nov. 22, 1970
1 15 times. Most recent:
at Jack., Dec. 7, 1997

MOST PASSING
Season—
243 1994
207 1995
206 1996
202 1986
186 1984

Game—
22 at Cin., Sept 18, 1994
vs. Min., Nov. 13, 1994
21 vs. Phila., Nov. 29, 1987
20 at Miami, Sept. 4, 1994
at Indy, Nov. 18, 1984
at Houston, Nov. 10, 1980
vs. Oak., Oct. 16, 1964

FEWEST PASSING
Season—
63 1982 (nine games)
87 1969, 1989
94 1971, 1968
95 1976
98 1970

Game—
0 vs. Miami, Dec. 8, 1968
at T.B., Dec. 12, 1976
1 vs. N.O., Dec. 4, 1983
vs. Miami, Dec. 12, 1982

MOST PENALTY
Season—
35 1986
34 1989
30 1993
29 1965
27 1979

Game—
7 at Houston, Sept. 19, 1965
5 Seven times. Most Recent:
vs. Miami Nov. 3, 1996

FEWEST PENALTY
Season—
9 1982 (nine games)
11 1971, 1991
14 1977
15 1969, 1976, 1985

Game—
0 Many times. Most recent:
vs. Miami, Nov. 23, 1997

Total Net Yards

MOST

Season—

5,965 1978
5,776 1994
5,623 1981
5,499 1985
5,470 1979
5,457 1995

Game—

597 vs. NY Jets, Sept. 9, 1979
529 vs. NY Jets, Oct. 29, 1978
526 vs. Hou., Dec. 18, 1965
506 vs. Seattle, Sept. 21, 1986
500 vs. Oakland, Oct. 16, 1964

FEWEST

Season—

2,626 1970
2,633 1982 (9 games)
3,127 1968
3,419 1969
3,556 1971

Game—

57 vs. NYJ, Sept. 19, 1982 (61r, -4p)
74 vs. Oakland, Oct. 22, 1967 (34r, 40p)
80 at NY Jets, Nov. 20, 1970 (23r, 57p)
92 at Denver, Nov. 11, 1979 (58r, 34p)
100 vs. K.C., Sept. 21, 1969 (43r, 57p)

Rushing

MOST ATTEMPTS

Season—

671 1978
603 1977
591 1976
588 1980, 1988
565 1985

Game—

62 vs. Denver, Nov. 28, 1976 (332 yds.)
60 at Seattle, Dec. 19, 1982 (249 yds.)
58 vs. Indy, Dec. 26, 1993 (257 yds.)
55 Four times, Most recent: vs. Seattle, Dec. 4, 1988 (171 yds.)
54 at Buffalo, Nov. 20, 1977 (256 yds.)
vs. Chicago, Oct. 30, 1988 (185 yds.)

FEWEST ATTEMPTS

Season—

324 1982 (9 games)
334 1970
363 1960
367 1969
386 1972

Game—

9 vs. Denver, Nov. 17, 1996 (17 yards)
10 vs. NY Jets, Oct. 12, 1986 (17 yds)
11 vs. Wash., Sept. 23, 1984 (17 yds)
vs. Buffalo, Dec. 20, 1964 (33 yds)
12 vs. Minn., Nov. 13, 1994 (42 yds)
at K.C., Oct. 3, 1965 (32 yds)
13 at NY Jets, Sept. 26, 1993 (31 yds)
vs. K.C., Dec. 2, 1990 (64 yds)
vs. Miami, Sept. 17, 1989 (43 yds.)

MOST YARDS

Season—

3,165 1978
2,948 1976
2,605 1983
2,331 1985
2,303 1977

Game—

332 vs. Denver, Nov. 28, 1976
330 vs. NYJ, Oct. 18, 1976
328 vs. NYJ, Sept. 18, 1983
281 vs. Oakland, Oct. 30, 1966
vs. Cin., Dec. 22, 1985
279 at Buffalo, Nov. 5, 1978

FEWEST YARDS

Season—

1,040 1970
1,117 1965
1,347 1982
1,332 1994
1,361 1964

Game—

2 at N.O., Nov. 30, 1986 (18 attempts)
17 vs. Denver, Nov. 17, 1996 (9 att.)
vs. NY Jets, Oct. 12, 1986 (10 att)
vs. Wash., Sept. 23, 1984 (11 att)
at LA Chargers, Oct. 28, 1960 (24 att)
18 at Miami, Oct. 18, 1992 (18 att)
22 vs. NYJ, Nov. 14, 1965 (23 att)

MOST TOUCHDOWNS

Season—

30 1978
24 1976
23 1981
21 1974
19 1983, 1980

Game—

4 Accomplished 6 times. Most recent: vs. S.D., Oct. 16, 1983

FEWEST TOUCHDOWNS

Season—

3 1982 (9 games)
4 1990
6 1997, 1992
7 1971
8 1968, 1965

Passing

MOST ATTEMPTS

Season—

699 1994
686 1995
628 1996
610 1989
557 1986
556 1993

Game—

70 vs. Minn., Nov. 13, 1994
60 at Pitt., Dec. 16, 1995
59 vs. Denver, Oct. 8, 1995
vs. N.O., Nov. 12, 1989
56 at Pitt., Dec. 17, 1989
55 vs. LA Raid., Oct. 9, 1994

FEWEST ATTEMPTS

Season—

187 1982 (9 games)
305 1977
309 1976
330 1971
338 1969

Game—

5 vs. Miami, Dec. 12, 1982 (2 comps.)
9 vs. Miami, Nov. 9, 1969 (2 comps.)
10 Three times, Most recent: vs. Seattle, Dec. 4, 1988 (5 comps.)
11 vs. Indy, Dec. 26, 1993 (9 comps.)
vs. Oakland, Oct. 30, 1966 (4 comps.)
12 vs. Buffalo, Oct. 20, 1968 (4 comps.)

MOST COMPLETIONS

Season—

405 1994
374 1996
351 1995
340 1986
321 1997
302 1989

Game—

45 vs. Minn., Nov. 13, 1994
39 at Pitt., Dec. 16, 1995
36 at LA Rams, Nov. 16, 1986
34 vs. Phil., Nov. 29, 1987
32 vs. Buf., Oct. 27, 1996
at Miami, Sept. 4, 1994

FEWEST COMPLETIONS

Season—

93 1982 (9 games)
146 1976
159 1971
160 1977, 1968
162 1969

Game—

2 vs. Mia., Nov. 9, 1969 (9 att.)
vs. Miami, Dec. 12, 1982 (5 att.)
3 vs. N.O., Dec. 4, 1983 (10 att.)
4 Four times, Most recent: vs. Buffalo, Oct. 11, 1987
5 Seven times, Most recent: at Buffalo, Oct. 23, 1988
6 Seven times, Most recent: vs. NYJ, Sept. 19, 1982

MOST NET YARDS

Season—

4,444 1994
3,901 1996
3,954 1986
3,591 1995
3,550 1997
3,285 1993

Game—

426 vs. Minn., Nov. 13, 1994
421 at Miami, Sept. 4, 1994
405 vs. Oakland, Oct. 16, 1964
409 vs. Miami, Nov. 3, 1996

FEWEST NET YARDS

Season—

1347 1982 (9 games)
1586 1970
1746 1976
1765 1968
1887 1971

Game—

4 vs. NYJ, Sept. 19, 1982
13 vs. Miami, Dec. 12, 1982
15 at Atlanta, Nov. 29, 1992
16 vs. N.O., Dec. 4, 1983
at Miami, Dec. 8, 1968

MOST TOUCHDOWNS

Season—

31 1997, 1964
30 1979
29 1986, 1961
27 1996, 1980
26 1984

Game—

6 vs. NY Jets, Sept. 9, 1979
5 Many times, Most recent: at Buffalo, Nov. 15, 1964

FEWEST TOUCHDOWNS

Season—

7 1970
10 1972
11 1991
12 1988, 1982
13 1992, 1973

MOST HAD INTERCEPTED

Season—

34 1981
33 1968
32 1967
29 1965, 1963
28 1988, 1975, 1972, 1970

Game—

6 at Denver, Sept. 3, 1967
vs. Buffalo, Dec. 9, 1967
at K.C., Oct. 11, 1970
at S.F., Nov. 30, 1980

FEWEST HAD INTERCEPTED

Season—

9 1982 (9 games)
13 1986, 1962
14 1984
15 1997, 1996
16 1995, 1991

SACKS ALLOWED, MOST (ALLOWED BY N.E. OFFENSE)

Season—

66 1984 (454 yards)
65 1992 (458 yards)
63 1991 (436 yards)
58 1990 (443 yards)
49 1979 (382 yards)

Game—

10 at Dallas, Nov. 22, 1984 (57 yds)

SACKS ALLOWED, FEWEST (ALLOWED BY N.E. OFFENSE)

Season—

14 1977 (155 yards)
15 1982 (9 games-134 yds)
19 1976 (164 yds)
21 1974 (174 yds)
22 1994 (139 yds)
23 1993 (127 yds), 1988 (160 yds), 1962 (164 yds)

Game—

0 Accomplished many times, Most recent: vs. Pittsburgh, Dec. 13, 1997

Punting

MOST PUNTS
Season—
103 1992
96 1968
92 1990, 1986, 1985, 1984
91 1988
89 1987

Game—
11 Four times, Most recent: vs. N.O., Nov. 8, 1992
10 Six times, Most recent: vs. Indy, Dec. 6, 1992

FEWEST PUNTS
Season—
49 1982 (9 games)
61 1973, 1978
63 1980
64 1961
65 1967

Game—
0 3 times, Most recent: vs. Hou., Nov. 12, 1978
1 11 times, Most recent: at N.Y. Jets, Nov. 10, 1996

MOST YARDS
Season—
4,212 1992
3,953 1985
3,904 1984
3,831 1968
3,752 1990

Game—
514 at Chicago, Sept. 15, 1985
479 at Dallas, Nov. 22, 1984
436 at Oakland, Nov. 1, 1981
at Oakland, Oct. 6, 1968

FEWEST YARDS
Season—
2,137 1978
2,140 1982 (9 games)
2,297 1973
2,392 1980 & 1989
2,354 1977

Game—
0 3 times, Most recent: vs. Hou., Nov. 12, 1978

HIGHEST AVG.
Season—
45.2 1997
44.6 1983
43.7 1982
43.2 1996
42.9 1985
42.4 1984

Game (4 Punts Min.)—
55.6 at Indy, Sept. 7, 1997 (5)
54.3 at Detroit, Sept. 25, 1994
51.3 vs. S.D., Aug. 31, 1995 (4)
51.2 vs. Indy, Nov. 30, 1997 (5)
at Buff., Nov. 3, 1991 (5)

LOWEST AVG.
Season—
34.6 1977
35.0 1978

Punt Returns

MOST
Season—
60 1980
52 1996
51 1993
48 1984, 1976
47 1978

Game—
10 at Pittsburgh, Dec. 5, 1993
7 vs. NY Jets, Dec. 12, 1995
at Dallas, Nov. 22, 1984
vs. Houston, Nov. 5, 1967
6 Accomplished 12 times, Most recent: at NY Jets, Nov. 5, 1995

FEWEST RETURNS
Season—
16 1982
17 1972
23 1969
24 1966
25 1987

MOST YARDS
Season—
628 1976
588 1996
533 1974
530 1985
520 1978

Game—
167 vs. Buffalo, Nov. 7, 1976
139 at Buffalo, Nov. 20, 1977

FEWEST YARDS
Season—
37 1972
134 1990
138 1962
139 1982
143 1966

HIGHEST AVG.
Season—
13.3 1974
13.1 1976
13.0 1961
12.6 1985
11.3 1996

LOWEST AVG.
Season—
2.2 1972
4.6 1990
5.3 1968, 1962
5.6 1965
5.8 1971

MOST TOUCHDOWNS
Season—
2 1985, 1976

Game—
1 at NYG, Dec. 21, 1996
vs. Atlanta, Nov. 2, 1986
vs. Indy, Nov. 10, 1985
at Buffalo, Sept. 22, 1985
vs. NY Jets, Nov. 2, 1980
vs. Balt., Nov. 18, 1979
vs. Denver, Nov. 28, 1976
vs. Buffalo, Nov. 7, 1976

Kickoff Returns

MOST

Season—
77 1990
75 1995
73 1967
71 1968
69 1989

Game—
10 vs. Buffalo, Dec. 9, 1967
9 at Dallas, Oct. 24, 1971
vs. NYJ, Sept. 22, 1968
vs. Oakland, Oct. 16, 1964

FEWEST

Season—
28 1982 (9 games)
39 1977
46 1976
47 1993
48 1987
49 1961

Game—
0 vs. Cin., Dec. 12, 1993
at Buffalo, Dec. 20, 1987
vs. Seattle, Oct. 9, 1977
at Denver, Sept. 14, 1969

MOST YARDS

Season—
1,691 1995
1,520 1975
1,462 1989
1,442 1968
1,421 1960

Game—
245 at Dallas, Oct. 24, 1971
230 at Balt., Dec. 21, 1975
178 at NY Jets, Oct. 2, 1977
175 vs. NY Jets, Oct. 11, 1969
160 at Balt., Dec. 18, 1977

FEWEST YARDS

Season—
646 1982 (9 games)
819 1993
901 1987 (15 games)
1,051 1977
1,087 1976

Game—
0 at Buffalo, Dec. 20, 1987
vs. Seattle, Oct. 9, 1977
at Denver, Sept. 14, 1969

HIGHEST AVG.

Season—
26.9 1977
25.2 1997
24.1 1973
23.7 1960
23.6 1976
23.5 1972

LOWEST AVG.

Season—
17.4 1993
17.8 1994
18.1 1990
18.3 1981
18.8 1987 & 1979

MOST TOUCHDOWNS

Season—
3 1977
2 1961
1 1997, 1992, 1991, 1988, 1982, 1980, 1975, 1973, 1962

Game—
1 13 times, Most recent: At Cin., Dec. 20,1992

Penalties

MOST

Season—
114 1985
112 1977
111 1992
102 1976
99 1997, 1990, 1979

Game—
14 at N.Y. Jets, Dec. 23, 1990
at Indy, Dec. 1, 1985
at Cin., Oct. 15, 1978
at Denver, Dec.1, 1991
13 vs. K.C., Sept. 18, 1977

FEWEST

Season—
50 1973
52 1962
53 1982 (9 games) & 1964
58 1965
59 1967

Game—
1 12 times, Most recent: vs. Buffalo, Oct. 23, 1995

MOST YARDS

Season—
1,051 1992
931 1977
914 1976
864 1979
852 1978

Game—
139 vs. Buffalo, Nov. 6, 1983
134 at Cin., Dec. 20,1992
125 vs. NY Jets, Oct. 29, 1978
at Cin., Oct. 15, 1978

FEWEST YARDS

Season—
412 1982 (9 games)
456 1962
467 1964
506 1987
509 1989

Game—
5 Seven times, Most recent vs. Buffalo, Oct. 23, 1995

Fumbles

MOST

Season—
51 1973
47 1983
43 1975
42 1992
37 1967, 1962

Game—
8 vs. Baltimore, Oct. 7, 1973
6 7 times, Most recent:
vs. Miami, Dec. 15, 1974

FEWEST

Season—
15 1969
16 1982 (9 games)
18 1970
19 1988 & 1980
23 1964

Game—
0 Many times, Most recent:
vs. Clev., Sept. 3, 1995 end

MOST TOTAL RECOVERED

Season—
43 1983, 1973
37 1985
36 1975

Game—
8 at Pitt., Sept. 26, 1976
7 at LA Rams, Dec. 11, 1983

FEWEST TOTAL RECOVERED

Season—
8 1982 (9 games)
15 1988
18 1990

MOST OWN RECOVERED

Season—
25 1973
24 1983

Game—
5 at Wash., Oct. 25, 1981
vs. Baltimore, Oct. 7, 1973

FEWEST OWN RECOVERED

Season—
5 1970, 1969
8 1982 (9 games),
1971, 1968

MOST OPPONENTS' RECOVERED

Season—
27 1976
24 1985
21 1987, 1978

Game—
6 at LA Rams, Dec. 11, 1983
at Pitt., Sept. 26, 1976
5 at N.O., Nov. 30, 1986
vs. Denver, Nov. 6, 1966

FEWEST OPPONENTS' RECOVERED

Season—
8 1984
9 1993
1965
10 1977, 1962
11 1982 (9 games)

Defensive—Net Yards Allowed

MOST NET YARDS ALLOWED

Season—
5,827 1981
5,764 1995
5,697 1990
5,644 1989
5,576 1983

Game—
584 vs. Cin., Dec. 7, 1986
552 vs. Miami, Oct. 21, 1984
540 vs. Houston, Oct. 13, 1961
525 at Miami, Sept. 4, 1994
514 at Phil., Nov. 4, 1990
501 vs. Miami, Dec. 3, 1972

FEWEST NET YARDS ALLOWED

Season—
2,812 1982 (9 games)
3,834 1963
4,022 1976
4,067 1974
4,072 1971

Game—
65 vs. Seattle, Dec. 4, 1988
86 vs. Balt., Oct. 23, 1977
88 vs. Miami, Oct. 12, 1980
94 vs. Indy, Nov. 6, 1992

Scoring Allowed

MOST POINTS ALLOWED

Season—
446 1972 & 1990
406 1968
391 1989
389 1967
377 1995

Game—
52 at Miami, Nov. 12, 1972
48 at Phil., Nov. 4, 1990
48 at NY Jets, Oct. 27, 1968
vs. Oakland, Oct. 22, 1967
45 at NY Jets, Sept. 26, 1993

Shutout Game—
52 at Miami, Nov. 12, 1972
34 at Dallas Texans, Dec. 11, 1960

FEWEST POINTS ALLOWED

Season (Points)—
157 1982 (9 games)
217 1977
236 1976
257 1963
283 1966

Season (Average)—
15.5 1977
16.9 1976
17.8 1988
17.9 1993 & 1978
18.1 1991, 1985 & 1983

Game—
0 17 times, Most recent:
vs. Arizona, Sept. 15,1996
(31-0)

Rushing Allowed

MOST ATTEMPTS ALLOWED

Season—

644 1981
565 1990
560 1973
555 1975
549 1983

Game—

58 vs. NY Jets, Oct. 14, 1973
54 vs. Clev., Oct. 4, 1987
vs. St. Louis, Dec. 2, 1984
vs. Wash., Sept. 23, 1984
vs. NY Jets, Oct. 15, 1972

FEWEST ATTEMPTS ALLOWED

Season—

310 1963
314 1982 (9 games)
350 1961
356 1964
369 1966

Game—

10 at Oakland, Dec. 9, 1961
14 at Seattle, Dec. 19, 1982
15 vs. Hou., Dec. 18, 1965

MOST YARDS

Season—

2,950 1981
2,850 1973
2,717 1972
2,676 1990
2,359 1969

Game—

360 vs. Buffalo, Sept. 16, 1973
349 vs. Buffalo, Dec. 14, 1975

FEWEST YARDS

Season—

1,041 1961
1,107 1963
1,135 1966
1,143 1964
1,289 1972

Game—

2 at S.D., Dec. 17, 1961
19 vs. Houston, Nov. 1, 1963

MOST TOUCHDOWNS

Season—

29 1990
27 1972
22 1979, 1968
21 1960
20 1988, 1985, 1981, 1870

Game—

6 at NY Jets, Oct. 27, 1968
5 at G.B. (Mil.), Oct. 9, 1988

FEWEST TOUCHDOWNS

Season—

5 1991
7 1966
8 1977
9 1993, 1983,
1982 (nine games), 1961
10 1965, 1964

Passing Allowed

MOST ATTEMPTS ALLOWED

Season—

616 1997
596 1996
565 1991
549 1995
545 1994
530 1964

Game—

63 vs. Minn., Oct. 20, 1991
61 vs. Minn., Dec. 16, 1979
60 vs. Miami, Nov. 23, 1997
56 vs. NY Jets, Oct. 2, 1966
vs. Denver, Sept. 21, 1962
55 at Indy, Oct. 20, 1996

FEWEST ATTEMPTS ALLOWED

Season—

240 1973
267 1982 (9 games)
325 1972
334 1970
348 1969

Game—

7 at Buffalo, Dec. 9, 1973
vs. NY Jets, Oct. 14, 1973
9 vs. NY Jets, Oct. 15, 1972

MOST COMPLETIONS ALLOWED

Season—

368 1997
342 1995
335 1991
322 1996
298 1994
283 1984

Game—

38 vs. Miami, Nov. 23, 1997
36 at Indy, Oct. 20, 1996
35 vs. Minn., Dec. 16, 1979
vs. Minn., Oct. 20, 1991
34 at Miami, Nov. 12, 1995

FEWEST COMPLETIONS ALLOWED

Season—

134 1973
142 1982 (9 games)
170 1971
174 1972
177 1970

Game—

1 vs. NY Jets, Oct. 14, 1973
2 at Buffalo, Dec. 9, 1973

MOST NET YARDS ALLOWED

Season—

3,886 1995
3,852 1991
3,803 1996
3,772 1997
3,737 1994
3,666 1989

Game—

467 vs. Minn., Dec. 16, 1979
456 at Miami, Sept. 4, 1994

FEWEST NET YARDS ALLOWED

Season—

1,338 1973
1,519 1982 (9 games)
2,033 1977
2,154 1971
2,175 1976

Game—

0 vs. NY Jets, Oct. 14, 1973
8 vs. NY Jets, Oct. 10, 1971

Passing Allowed (cont.)

MOST TOUCHDOWNS ALLOWED

Season—

29 1995
28 1967, 1980
27 1961, 1989
26 1966
25 1991, 1984

Game—

5 vs. Oakland, Oct. 22, 1967
vs. K.C., Sept. 25, 1966

FEWEST TOUCHDOWNS ALLOWED

Season—

9 1982 (9 games)
11 1973
13 1988, 1979
14 1997, 1985
15 1986

SACKS, MOST RECORDED (BY N.E. DEFENSE)

Season—

58 1977 (471 yards), NFL leaders
57 1979 (512 yards), NFL leaders
56 1963 (626 yards)
55 1984 (452 yards)
51 1985 (334 yards)

Game—

10 at Oakland, Sept. 22, 1963 (100 yds)
9 at Houston, Dec. 8, 1963 (100 yds)
vs. NY Jets, Sept. 9, 1979 (86 yds)
vs. Denver, Nov. 28, 1976 (59 yds)

SACKS, FEWEST RECORDED (BY N.E. DEFENSE)

Season—

15 1972 (101 yards)
20 1982 (9 games-134 yds), 1981 (175 yards), 1992 (114 yards)
22 1969 (159 yards), 1966 (209 yards)

Game—

0 Accomplished many times, Most recent: vs. Pitt., Dec. 13, 1997

First Downs Allowed

MOST TOTAL ALLOWED

Season—

328 1981
326 1983
322 1997
312 1991
311 1984

Game—

33 vs. Miami, Nov. 23, 1997
vs. Miami, Oct. 21, 1984
30 at Pitt., Sept. 25, 1983
vs. NYJ, Sept. 19, 1982
vs. Minn., Dec. 16, 1979

FEWEST TOTAL ALLOWED

Season—

185 1982 (9 games)
215 1977, 1973
219 1967
220 1962
222 1963

Game—

2 vs. Seattle, Dec. 4, 1988
5 at Chicago, Oct. 14, 1979
vs. Indy, Nov. 11, 1990

MOST RUSHING

Season—

160 1981
151 1990
144 1972
142 1969, 1973
129 1983

Game—

20 vs. NYJ, Sept. 19, 1982
19 vs. Buffalo, Dec. 14, 1975
vs. NY Jets, Oct. 15, 1972

FEWEST RUSHING

Season—

59 1963
61 1967
63 1964
68 1966, 1962
72 1961

Game—

0 6 times, Most recent: vs. Indy, Nov. 11, 1990

MOST PASSING

Season—

199 1991
183 1997
182 1984
178 1996
176 1989

Game—

21 vs. Miami, Nov. 23, 1997
20 at S.F., Oct. 22, 1989
18 vs. Buffalo, Nov. 7, 1993
at Denver, Nov. 4, 1984
vs. S.D., Oct. 16, 1983
vs. S.F., Oct. 2, 1983

FEWEST PASSING

Season—

67 1973
88 1982 (9 games)
105 1970
111 1971, 1977
115 1969

Game—

1 vs. NY Jets, Oct. 14, 1973
2 Accomplished 9 times, Most recent: vs. Seattle, Dec. 4, 1988

MOST PENALTY

Season—

31 1992
28 1968
25 1997,1996,1983
24 1985, 1960
22 1987, 1976, 1970, 1966

Game—

7 at Oakland, Oct. 6, 1968
6 at NY Jets, Oct. 27, 1968

FEWEST PENALTY

Season—

6 1973
10 1982 (9 games)
11 1993, 1974, 1980
13 1965
15 1988, 1986, 1978, 1964

Game—

0 Many times, Most recent: vs. N.O., Dec. 3, 1995

Interceptions by Patriots

MOST

Season—

31 1964
29 1963
25 1962, 1960
24 1980, 1974
23 1996, 1985, 1976, 1968
22 1994

Game—

7 at NY Jets, Nov. 21, 1976
6 vs. NYJ, Sept. 27, 1964
vs. Houston, Nov. 1, 1963

FEWEST

Season—

8 1970
10 1972
12 1991, 1982
13 1993, 1975, 1973
14 1992, 1990

MOST YARDS

Season—

645 1963
505 1976
427 1985, 1964
366 1997
365 1962
358 1978

Game—

204 vs. Houston, Nov. 1, 1963
160 vs. Miami, Nov. 23, 1997
145 at NY Jets, Nov. 21, 1976

FEWEST YARDS

Season—

99 1991
105 1973
118 1989
122 1993
143 1995
165 1975

MOST TOUCHDOWNS

Season—

4 1997
3 1992, 1976, 1963, 1962
2 1996, 1987, 1974, 1971, 1967, 1961

Game—

2 at Indy, Nov. 15, 1992
at NY Jets, Nov. 21, 1976
vs. Houston, Nov. 1, 1963

FEWEST TOUCHDOWNS

Season—

0 1995, 1993, 1991, 1990, 1988, 1984, 1981, 1977, 1973, 1972, 1970, 1966, 1965, 1960
1 1994, 1989, 1986, 1985, 1983, 1982, 1980, 1979, 1978, 1975, 1969,1968, 1964

Team Records Set in 1998


31
59

Playoff Results

The Patriots have played in 16 playoff games duirng their 37-year history, including five over the past two seasons. Their overall record is 7-9. The Patriots have been to three Champoinship games, 1963 at San Diego (AFL Championship), 1985 vs. Chicago (Super Bowl XX) and 1996 vs. Green Bay (Super Bowl XXXI).

Date	Playoff	Opponent	Result	Site	Attendance
12/28/63	AFL Divisional	at Buffalo Bills	W 26-8	War Memorial Stadium	33,044
1/5/64	AFL Championship	at San Diego Chargers	L 10-51	Balboa Stadium	30,127
12/18/76	AFC Divisional	at Oakland Raiders	L 21-24	Oakland County Coliseum	53,045
12/31/78	AFC Divisional	vs. Houston Oilers	L 14-31	Schaefer Stadium	60,881
1/8/83	First Round Playoff	at Miami Dolphins	L 13-28	Orange Bowl	73,479
12/28/85	AFC Wild Card	at New York Jets	W 26-14	Meadowlands	70,958
1/5/86	AFC Divisional	at LA Raiders	W 27-20	LA Coliseum	88,936
1/12/86	AFC Championship	at Miami Dolphins	W 31-14	Orange Bowl	74,978
1/26/86	Super Bowl XX	vs. Chicago Bears	L 10-46	Superdome (New Orleans)	73,818
1/4/87	AFC Divisional	at Denver Broncos	L 17-22	Mile High Stadium	76,105
1/1/95	AFC Wild Card	at Cleveland Browns	L 13-20	Cleveland Stadium	77,452
1/5/97	AFC Divisional	vs. Pittsburgh Steelers	W 28-3	Foxboro Stadium	60,188
1/12/97	AFC Championship	vs. Jacksonville Jaguars	W 20-6	Foxboro Stadium	60,190
1/26/97	Super Bowl XXXI	vs. Green Bay Packers	L 35-21	Superdome (New Orleans)	72,301
12/28/97	AFC Wild Card	vs. Miami Dolphins	W 17-3	Foxboro Stadium	60,041
1/3/98	AFC Divisional	at Pittsburgh Steelers	L 6-7	Three Rivers Stadium	61,228

Patriots Playoff Participation

POS	#	YR	NAME	GP	GS
DT	95	12	Thomas, Henry	12	10
WR	84	8	Jefferson, Shawn	11	9
FS	32	7	Clay, Willie	8	7
P/QB	19	10	Tupa, Tom	7	0
T	78	12	Armstrong, Bruce	6	6
QB	11	6	Bledsoe, Drew	6	6
TE	87	8	Coates, Ben	6	6
DE	55	5	McGinest, Willie	6	6
G	71	6	Rucci, Todd	6	6
OLB	53	6	Slade, Chris	6	6
G	68	5	Lane, Max	6	5
WR	82	6	Brisby, Vincent	6	1
MLB	58	5	Moore, Marty	6	1
DE/DT	96	8	Jones, Mike	6	0
SS	25	5	Whigham, Larry	6	0
OLB	59	6	Collins, Todd	5	5
WR	88	3	Glenn, Terry	5	5
MLB	52	4	Johnson, Ted	5	5
CB	24	4	Law, Ty	5	5
SS	36	3	Milloy, Lawyer	5	5
DT	97	7	Wheeler, Mark	5	5
C	64	4	Wohlabaugh, Dave	5	5
DE	74	3	Sullivan, Chris	5	2
WR	80	6	Brown, Troy	5	0
OLB	54	3	Bruschi, Tedy	5	0
DT	90	2	Eaton, Chad	5	0
RB/FB	35	3	Grier, Marrio	5	0
K	4	3	Vinatieri, Adam	5	0
CB	21	7	Israel, Steve	4	0
WR	81	5	Stablein, Brian	4	0
T	77	10	Moss, Zefross	3	3
RB	29	2	Cullors, Derrick	2	2
CB	31	4	Hitchcock, Jimmy	2	2
CB	26	2	Canty, Chris	2	0
FS	42	2	Carter, Chris	2	0
FB	30	4	Carter, Tony	2	0
G	63	3	Irwin, Heath	2	0
DE	98	2	Mitchell, Brandon	2	0
TE	85	3	Purnell, Lovett	2	0
LB	51	1	Russ, Bernard	2	0
RB	23	2	Shaw, Sedrick	2	0
DL	91	5	Smith, Artie	2	0
QB	16	8	Zolak, Scott	2	0
			PLAYOFF TOTALS	204	113

Veteran Patriots Who Have Not Appeared In A Playoff Game

POS	#	Yr.	Name
OLB	99	2	Crawford, Vernon
G	61	2	Denson, Damon
T	66	2	Ellis, Ed
WR	17	1	Gaiter, Tony
WR	83	3	Jells, Dietrich
T	60	2	Rehberg, Scott
DL	72	3	Wyman, Devin

Playoff Tie Breakers

Selection of Clubs

1. Three division champions from each conference.
2. Three "Wild Card" clubs (non-champions with three best records) from each conference. All Wild Cards may come from the same division. Clubs eliminated in divisional champion tiebreakers are eligible if their records qualify them.

Tie-Breaking Procedures

The following procedures will be used to break standings ties for postseason playoffs and to determine regular-season schedules.

To Break a Tie Within a Division

If, at the end of the regular season, two or more clubs in the same division finish with identical won-lost-tied percentages, the following steps will be taken until a champion is determined.

Two Clubs

1. Head-to-head (best won-lost-tied percentage in games between the clubs).
2. Best won-lost-tied percentage in games played within the division.
3. Best won-lost-tied percentage in games played within the conference.
4. Best won-lost-tied percentage in common games, applicable.
5. Best net points in division games.
6. Best net points in all games.
7. Strength of schedule.
8. Best net touchdowns in all games.
9. Coin toss.

Three or More Clubs

(Note: If two clubs remain tied after a third club is eliminated during any step, the tiebreaker reverts back to step 1 the two-club format).
(Note: If one team wins multiple-team tiebreaker to advance to playoff round, remaining teams revert to step 1 or applicable two-club format, i.e., either in division tiebreaker or Wild Card tiebreaker. If two teams in a multiple-team tie possess superior marks in a tiebreaking step, this pair of teams revert to top of applicable two-club format to break tie. One team advances to playoff round, while other returns to original group and step 1 of applicable tiebreaker)

1. Head-to-head (best won-lost-tied percentage in games among the clubs).
2. Best won-lost-tied percentage in games played within the division.
3. Best won-lost-tied percentage in games played within the conference.
4. Best won-lost-tied percentage in common games.
5. Best net points in division games.
6. Best net points in all games.
7. Strength of schedule.
8. Best net touchdowns in all games.
9. Coin toss.

To Break a Tie for the Wild Card Team

If it is necessary to break ties to determine the three Wild Card clubs from each conference, the following steps will be taken.

1. If the tied clubs are from the same division, apply division tiebreaker.
2. If the tied clubs are from different divisions, apply the following steps.

Two Clubs

1. Head-to-head, if applicable.
2. Best won-lost-tied percentage in games played within the conference.
3. Best won-lost-tied percentage in common games, minimum of four.
4. Best average net points in conference games.
5. Best net points in all games.
6. Strength of schedule.
7. Best net touchdowns in all games.
8. Coin toss.

Last Time It Happened - Playoffs

TEAM

At Least 400 total yards:
By Opponent: 441, at Denver Jan. 4, 1987 (188R - 253P)

At Least 200 yards rushing:
Patriots: 255, at Miami, Jan, 12, 1986
By Opponent: 214, at Miami, Jan. 8, 1983

At Least 300 yards rushing:
By Opponent: 318, at San Diego, Jan. 5, 1964, AFL Championship

At Least 300 NET Yards Passing:
By Patriots: 300, vs. Buffalo, Dec. 28, 1963
By Opponent: 301, vs. Buffalo, Dec. 28, 1963

INDIVIDUAL OFFENSE

100-Yard Rushing Game:
By Patriots: Curtis Martin, vs. Pittsburgh, Jan. 5, 1997 (19-166-3)
By Opponent: Sammy Winder, at Denver, Jan. 4, 1987 (9-102-0)

100-Yard Rushing Game:
By Opponent: Keith Lincoln, at San Diego, Jan. 5, 1965 (13-206)

100-Yard Receiving Game:
By Patriots: Shawn Jefferson, at Pittsburgh, Jan. 3, 1998 (9-104)
By Opponent: Antonio Freeman, vs. Green Bay, Jan. 26, 1997 (3-105-1)

Two-100 Yard Receivers in One Game:
Patriots: Larry Garron(4-120) & Gino Cappelletti(4-129) vs. Buffalo, Dec. 28, 1963

250-Yard Passing Game:
By Patriots: Drew Bledsoe, at Pittsburgh, Jan. 3, 1998 (264 yds)
By Opponent: Vinny Testaverde, at Cleveland, Jan. 1, 1995 (268 yds)

300-Yard Passing Game:
By Patriots: Babe Parilli at Buffalo, Dec. 28, 1963 (300 yards)

3 Touchdown Passing Game:
By Patriots: Tony Eason at Miami, Jan. 12, 1986
By Opponent: Dan Pastorini vs. Houston, Dec. 31, 1978

INDIVIDUAL DEFENSE

Interception Return for a Touchdown:
By Patriots: Todd Collins, vs. Miami, Dec. 28, 1997 (40 yds)
By Opponent: Reggie Phillips, vs Chicago, Jan. 26, 1986, Super Bowl XX (28 yds)

Fumble Return for a Touchdown:
By Patriots: Otis Smith, vs. Jacksonville, Jan. 12, 1997 (47 yards)

Fumble Recovered in End Zone for a Touchdown:
By Patriots: Jim Bowman at Raiders, Jan. 5, 1986

Safety:
By Opponent: Rulon Jones, at Denver, Jan. 4, 1987 (sacked Tony Eason)

At least THREE Sacks:
By Patriots: Garin Veris, vs. NY Jets, Dec. 28, 1985

At least TWO Interceptions:
By Patriots: Ronnie Lippett, at LA Raiders, Jan. 5, 1986

INDIVIDUAL SPECIAL TEAMS

Blocked Punt:
By Opponent: Greg Townsend at LA Raiders, Jan. 5, 1986 (Rich Camarillo att.)

Missed Extra Point:
By Opponent: George Blair (dropped snap),vs. S.D., Jan. 5, 1964.

Fake Punt:
By Patriots: Pat O'Neill 21-yard pass to Corwin Brown, Jan. 1, 1995

Blocked Field Goal Attempt:
By Patriots: Troy Barnett, at Cleveland, Jan. 1, 1995 (Matt Stover att.)

3 Field Goals in a Game:
By Patriots: Tony Franklin at N.Y. Jets, Dec. 28, 1985 (4)
By Opponent: Kevin Butler vs. Chicago, Jan. 26, 1986

4 Field Goals in a Game:
By Patriots: Tony Franklin at N.Y. Jets, Dec. 28, 1985

underline denotes last season

Patriots Individual Playoff Records

The following records reflect on only the postseason performances by the Patriots. The Patriots have played in a total of 16 playoff games during their 38-year history.

Playoff Scoring

MOST POINTS

Career—

39 Tony Franklin (9 Fgs, 12 PAT kicks)
30 Curtis Martin (5 Rush touchdowns)
26 Adam Vinatieri (5 Fgs, 11 PAT kicks)
18 Gino Cappelletti (5 Fgs, 3 PAT kicks)
18 Stanley Morgan (3 Rec. touchdowns)
12 Larry Garron at Buffalo, 12-28-63 (2 RecTDs)

Game—

18 Curtis Martin vs. Pitt., 1-5-97 (3 rush TDs)
14 Gino Cappelletti at Buffalo, 12-28-63 (4 FGs, 2 PAT kicks)
14 Tony Franklin at NY Jets, 12-28-85 (4 FGs, 2 PAT kicks)
12 Stanley Morgan at Denver, 1-4-87 (2 rec TDs)
12 Larry Garron at Buffalo, 12-28-63 (2 rec TDs)

MOST FGs MADE

Career—

9 Tony Franklin (5 games)
5 Adam Vinatieri (5 games)
Gino Cappelletti (2 games)
2 Matt Bahr (1 game)
John Smith (2 games)

Game—

4 Tony Franklin at NY Jets, 12-28-85 (33, 41, 20, 26)
Gino Cappelletti at Buffalo, 12-28-63 (28,12, 33, 36)
2 Adam Vinatieri, at Pitts., Jan. 4, 1998 (31, 46)
Adam Vinatieri, vs. Jax., 1/12/97 (29, 20)
Matt Bahr at Clev., 1-1-95 (23, 33)
Tony Franklin at LA Rai., 1-5-86 (45, 32)
John Smith at Miami,1-8-83 (23,42)

MOST FGs ATTEMPTED

Career—

11 Tony Franklin (5 games)
8 Adam Vinatieri (5 games)
6 Gino Cappelletti (2 games)
3 John Smith (2 games)
2 Matt Bahr (1 game)

Game—

5 Tony Franklin at NY Jets, 12-28-85 (33,41,20,41wl,26)
Gino Cappelletti, at Buffalo, Dec. 28, 1963 (28,12,33,36,45s)
3 Adam Vinatieri, vs. Miami, Dec. 28, 1997 (48wl, 47 wr, 22G)
Adam Vinatieri, vs. Jacksonville, Jan. 12, 1997 (29G, 20G, 46n)
2 Accomplished five times, Most Recent: Adam Vinatieri, at Pittsburgh, Jan. 4, 1998 (31G, 46G)

LONGEST FG

46 Adam Vinatieri, at Pittsburgh, Jan. 3, 1998
45 Tony Franklin at L.A. Raiders, 1-5-86
42 John Smith at Miami 1-8-83
41 Tony Franklin at NY Jets, 12-28-85

Playoff Rushing

MOST ATTEMPTS

Career—

82 Craig James (5 games)
49 Curtis Martin (3 games)
47 Tony Collins (6 games)
30 Sam Cunningham (2 games)
29 Derrick Cullors (2 games)
26 Robert Weathers (3 games)

Game—

23 Craig James, at LA Raiders, 1-5-86
22 Derrick Cullors, vs. Miami, Dec. 27, 1997
Craig James, at Miami, 1-12-86
Craig James, at NY Jets, 12-28-85
20 Sam Cunningham, at Oak., 12-18-76
19 Curtis Martin, vs. Jacksonville, 1-12-97
Curtis Martin, vs. Pittsburgh, 1-5-97
Larry Garron, at Buffalo, Dec. 28, 1963

MOST YARDAGE

Career—

290 Craig James (5 games)
267 Curtis Martin (3 games)
200 Tony Collins (6 games)
110 Sam Cunningham (2 games)
108 Robert Weathers (3 games)

Game—

166 Curtis Martin, vs. Pittsburgh, Jan. 5, 1997
105 Craig James, at Miami, Jan. 12, 1986
104 Craig James, at L.A. Raiders, Jan. 5, 1986
87 Robert Weathers, at Miami, Jan. 12, 1986
86 Derrick Cullors, vs. Miami, Dec. 28, 1997
68 Sam Cunningham, at Oak., Dec. 18, 1976

LONGEST RUN FROM SCRIMMAGE

78t Curtis Martin, vs. Pittsburgh, 1-5-97
45 Robert Weathers at Miami, 1-12-86
23t Curtis Martin, vs. Pittsburgh, 1-5-97
23 Tony Collins at Denver, 1-4-87
22 Sam Cunningham at Oak., 12-18-76
Mosi Tatupu at Miami, 1-12-86

TDs RUSHING

Career—

5 Curtis Martin (3 games)
1 Craig James at LA Raiders, 1-5-86
Mosi Tatupu at Miami, 1-12-86
Andy Johnson at Oak., 12-18-76
Jess Philips at Oakland, 12-18-76
Larry Garron at San Diego, 1-5-64

LONGEST TD (RUSHING)

78 Curtis Martin vs. Pittsburgh, 1-5-97
23 Curtis Martin vs. Pittsburgh, 1-5-97
18 Curtis Martin vs. Green Bay, 1-26-97

Playoff Passing

YARDS PASSING

Career—

1,233 Drew Bledsoe (6 games)
633 Babe Parilli (2 games)
571 Steve Grogan (4 game)
561 Tony Eason (5 game)

Game—

300 Babe Parilli at Buf., 12-28-63
264 Drew Bledsoe, at Pittsburgh, Jan. 3, 1998
253 Drew Bledsoe vs. Green Bay, 1-26-97
235 Drew Bledsoe at Clev., 1-1-95
194 Tony Eason, at Denver, Jan. 4, 1987

PASSING ATTEMPTS

Career—

231 Drew Bledsoe (6 games)
95 Steve Grogan (4 games)
72 Tony Eason (5 games)
64 Babe Parilli (2 games)

Game—

50 Drew Bledsoe at Clev., 1-1-95
48 Drew Bledsoe vs. Green Bay, 1-26-97
44 Drew Bledsoe, at Pittsburgh, Jan. 3, 1998
35 Babe Parilli at Buffalo, 12-28-63
32 Drew Bledsoe, vs. Miami, Dec. 28, 1997
30 Steve Grogan vs. Chi., 1-26-86
Steve Grogan at Miami, 1-8-83

PASSING COMPLETIONS

Career—

119 Drew Bledsoe (6 games)
48 Steve Grogan (4 games)
42 Tony Eason (5 games)
28 Babe Parilli (2 games)

Game—

23 Drew Bledsoe, at Pittsburgh, Jan. 3, 1998
21 Drew Bledsoe at Clev., 1-1-95
20 Drew Bledsoe vs. Jacksonville, 1-12-97
17 Steve Grogan vs. Chi., 1-26-86
16 Drew Bledsoe, vs. Miami, Dec. 28, 1997
Steve Grogan at Miami, 1-8-83

COMPLETION PERCENTAGE

Career—

58.3 Tony Eason (5 games)
55.0 Tom Owen (1 game)
51.5 Drew Bledsoe (6 games)
50.5 Steve Grogan (4 games)

Game—

83.0 Tony Eason, at Miami, Jan. 12, 1986 (12-10)
75.0 Tony Eason, at NYJ, Dec. 28, 1986 (16-12)
60.6 Drew Bledsoe, vs. Jacksonville, Jan. 12, 1997 (33-20)
58.3 Drew Bledsoe, vs. Pittsburgh, Jan. 5, 1997 (24-14)
57.0 Steve Grogan, vs. Chicago, Jan. 26, 1986 (30-17)

TDs PASSING

Career—

7 Tony Eason (5 games)
5 Drew Bledsoe (6 games)
3 Steve Grogan (4 games)
2 Babe Parilli (2 games)

Game—

3 Tony Eason at Miami, 1-12-86
2 Drew Bledsoe vs. Green Bay, 1-26-97
Tony Eason at Denver, 1-4-87
Babe Parilli at Buf., 12-28-63
1 Accomplished nine times, Most Recent:
Drew Bledsoe, vs. Miami, Dec. 28, 1997

INTERCEPTIONS

Career—

12 Drew Bledsoe (6 games)
7 Steve Grogan (4 games)
2 Babe Parilli (2 games)
1 Tom Owen (1 game)
1 Tom Yewcic (2 games)
0 Tony Eason (5 games)

Game—

4 Drew Bledsoe, vs. Green Bay, Jan. 26, 1997
3 Drew Bledsoe, at Cleveland, Jan. 1, 1995
2 Drew Bledsoe, at Pittsburgh, Jan. 3, 1998
Steve Grogan, vs. Chicago, Jan. 26, 1986
Steve Grogan, at Miami, Jan. 8, 1983
Steve Grogan, vs. Houston, Dec. 31, 1978

Playoff Receptions

MOST CATCHES

Career—

21 Terry Glenn (5 games)
20 Ben Coates (6 games)
20 Shawn Jefferson (5 games)
19 Stanley Morgan (6 games)
14 Keith Byars (5 games)

Game—

9 Shawn Jefferson, at Pittsburgh, Jan. 3, 1998
8 Russ Francis vs. Hou., Dec. 31, 1978
7 Stanley Morgan vs. Chi., Jan. 26, 1986
7 Don Hasselbeck at Mia., Jan. 8, 1983
6 Ben Coates, vs. Green Bay, Jan. 26, 1996
Vincent Brisby, at Cleveland, Jan. 1, 1995
Ben Coates, at Cleveland, Jan. 1, 1995

YARDS RECEIVING

Career—

321 Stanley Morgan (6 games)
317 Terry Glenn (5 games)
254 Shawn Jefferson (5 games)
197 Russ Francis (2 games)
194 Ben Coates (6 games)
181 Gino Cappelletti (2 games)

Game—

120 Larry Garron at Buffalo,12-28-63 (4 Rec.)
109 Gino Cappelletti at Buffalo, 12-28-63 (4)
104 Shawn Jefferson, at Pittsburgh, Jan. 3, 1998 (9)
101 Russ Francis vs. Houston,12-31-78 (8)
100 Stanley Morgan at Denver,1-4-87 (3)
96 Terry Glenn, at Pittsburgh, Jan. 3, 1998 (5)
Russ Francis, at Raiders, Dec. 18, 1976 (4)

TD RECEPTIONS

Career—

3 Stanley Morgan (6 games)
2 Keith Byars (5 games)
Russ Francis (2 games)
Larry Garron (2 games)

Game—

2 Larry Garron at Buf., 12-28-63
Stanley Morgan at Den., 1-4-87
1 Accomplished 15 times. Most Recent:
Troy Brown, vs. Miami, Dec. 28, 1997 (24-yards)

LONGEST RECEPTION

59t Larry Garron from Babe Parilli, at Buffalo, 12-28-63
53 Terry Glenn from Drew Bledsoe, vs. Pittsburgh, 1-5-97
51 Gino Cappelletti from Babe Parilli, at Buffalo, 12-28-63
49 Gino Cappelletti from Babe Parilli, at San Diego, 1-5-64
45t Stanley Morgan from Tony Eason, at Denver, 1-4-87
45 Art Graham from Babe Parilli, at San Diego, 1-5-6

Playoff Interceptions

MOST

Career—

3 Fred Marion
2 Willie Clay
Ron Lippett
Ross O'Hanley
Bob Dee
1 Held by many Patriots

Game—

2 Ron Lippett, at LA Raiders, Jan. 5, 1986
2 Ross O'Hanley, at Buffalo, Dec. 28, 1963
2 Bob Dee, at Buffalo, Dec. 28, 1963
1 Accomplished 15 times. Most Recent:
Steve Israel, at Pittsburgh, Jan. 3, 1998

RETURN YARDAGE

Career—

69 Fred Marion
40 Todd Collins
22 Chris Slade

Game—

40 Todd Collins vs. Miami, Dec. 28, 1997 (one int.)
26 Fred Marion at NYJ, 12-28-85 (one int.)
22 Chris Slade vs. Miami, Dec. 28, 1997 (one int.)
Fred Marion at L.A. Rai., 1-5-86 (one int.)
21 Fred Marion at Miami, 1-12-86 (one int.)

LONGEST INTERCEPTION RETURN

40 Todd Collins vs. Miami, Dec. 28, 1997 (TD)
22 Chris Slade vs. Miami, Dec. 28, 1997
Fred Marion at L.A. Rai., 1-5-86
21 Fred Marion at Miami, 1-12-86

Playoff Punts

MOST PUNTS

Career—

35 Rich Camarillo (6 games)
28 Tom Tupa (4 games)
14 Tom Yewcic (2 games)

Game—

9 Rich Camarillo at Denver, 1-4-87 (50.2 avg.)
8 Tom Tupa vs. Green Bay, 1-26-97 (45.1)
7 Tom Tupa, at Pittsburgh, Jan. 3, 1998 (42.0)
Tom Tupa, vs. Miami, Dec. 28, 1997 (36.7)
Tom Tupa vs. Pittsburgh, 1-5-97 (43.6)
Tom Yewcic at Buffalo, 12-28-63 (32.3)
Tom Yewcic at San Diego, 1-5-64 (47.0)

BEST PUNT AVG.

50.2 Rich Camarillo at Den., 1-4-87 (9 kicks)
46.9 Tom Yewcic at S.D., 1-5-64 (7)
45.1 Tom Tupa vs. Green Bay, 1-26-97 (8)
45.0 Rich Camarillo, at LA Raiders, Jan 5, 1986 (5)

LONGEST PUNT

68 Tom Yewcic at S.D., 1-5-64
62 Rich Camarillo vs. Chi., 1-26-86
60 Rich Camarillo, at Denver, 1-4-87

Playoff Punt Returns

MOST

Career—

18 David Meggett (5 games)
8 Irving Fryar (5 games)

Game—

7 David Meggett vs. Pittsburgh, Jan. 5, 1997
4 David Meggett vs. Green Bay, Jan. 26, 1997
Irving Fryar, at NY Jets, Dec. 28, 1985
3 David Meggett, at Pittsburgh, Jan. 3, 1998
David Meggett vs. Jacksonville, Jan. 12, 1997

YARDS

Career—

165 David Meggett (5 games)
47 Irving Fryar (5 games)
34 Art Graham (2 games)

Game—

72 David Meggett, vs. Pittsburgh, Jan. 5, 1997
34 Art Graham, at Buffalo, Dec. 28, 1963
30 David Meggett, vs. Green Bay, Jan. 26, 1997
29 David Meggett, vs. Jacksonville, Jan. 12, 1997
24 David Meggett, at Pittsburgh, Jan. 3, 1998

LONGEST PUNT RETURN

28 Art Graham, at Buffalo., 12-28-63
20 David Meggett, vs. Green Bay, Jan. 26, 1997
14 David Meggett, vs. Pittsburgh, Jan. 5, 1997
13 Mike Haynes, at Oakland, Dec. 18, 1976
12 Irving Fryar, vs. Chicago, Jan. 26, 1986

Playoff Kickoff Returns

MOST

Career—

15 Stephen Starring (5 games)
8 David Meggett (5 games)
4 Leroy Thompson (1 game)
4 Jess Phillips (1 game)

Game—

7 Stephen Starring, vs. Chicago, Jan. 26, 1986
5 David Meggett, vs. Green Bay, Jan. 26, 1997
4 Leroy Thompson, at Cleveland, Jan. 1, 1995
4 Jess Phillips, at Oakland, Dec. 18, 1976

YARDS

Career—

315 Stephen Starring (5 games)
169 David Meggett (5 games)
71 Leroy Thompson (1 game)

Game—

153 Stephen Starring, vs. Chicago, Jan. 26, 1986
117 David Meggett, vs. Green Bay, Jan. 26, 1997
68 James McAlister, vs. Houston, Dec. 31, 1978
Raymond Clayborn, vs. Houston, Dec. 31, 1978
67 Stephen Starring, at Mia., 1-12-86
Jess Phillips, at Oakland, Dec. 18, 1976

LONGEST KICKOFF RETURN

47 Raymond Clayborn vs. Hou., 12-31-78
37 Stephen Starring at Mia., 1-12-86
36 Stephen Starring, vs. Chicago, Jan. 26, 1986

Team Playoff Records

MOST POINTS SCORED

31 at Miami, Jan. 12, 1986 (31-14 w)
28 vs. Pittsburgh, Jan. 5, 1997 (28-3 w)
27 at L.A. Raid., Jan. 5, 1986 (27-20 w)
26 at NY Jets, Dec. 28, 1985 (26-14 w)
at Buffalo, Dec. 28, 1963 (26-8 w)

FEWEST POINTS ALLOWED

3 vs. Miami, Dec. 28, 1997 (17-3 w)
vs. Pittsburgh, Jan. 5, 1997 (28-3 w)
6 vs. Jacksonville, Jan.12, 1997 (20-6 w)
7 at Pittsburgh, Jan. 3, 1997 (7-6 L)
8 at Buf., Dec. 28, 1963 (26-8 w)

FIRST DOWNS

Total—
23 at Oakland Dec. 18, 1976
21 at Miami, Jan. 12, 1986
20 at Cleveland, Jan. 1, 1995
17 vs. Pittburgh, Jan. 5, 1997
16 vs. Green Bay, Jan. 26, 1997
at Buffalo, Dec. 28, 1963

Rushing—
15 at Miami, Jan. 12, 1986
10 at Oakland Dec. 18, 1976
9 vs. Pittsburgh, Jan. 5, 1997
at LA Raiders, Jan. 5, 1986
6 Accomplished six times,
Most Recent:
vs. Jacksonville, Jan. 12, 1997

Passing—
14 at Pittsburgh, Jan. 3, 1997
at Cleveland, Jan. 1, 1995
12 vs. Green Bay, Jan. 26, 1996
10 vs. Chicago, Jan. 26, 1986
9 at Buffalo, Dec. 28, 1963

Penalty—
7 at Oakland, Dec. 18, 1976
2 vs. Pittsburgh, Jan. 5, 1996
at Buffalo, Dec. 28, 1963
1 Accomplished five times,
Most Recent:
vs. Green Bay, Jan. 26, 1996

3rd Down Efficiency—
.500 at L.A. Raiders, Jan. 5, 1986 (8/16)
at Oakland, Dec. 18, 1976 (7/14)
.438 at Miami, Jan. 12, 1986 (7/16)
.461 vs. Houston, Dec. 31, 1978 (6/13)

TOTAL NET YARDS

Most—
375 at Buf., Dec. 28, 1963
(83 Rush, 292 Pass, 70 Plays)
346 vs. Pitt., Jan. 5, 1996
(194 R, 152 Pa, 60 Pl)
331 at Oak., Dec. 18, 1976
(164 R, 167 Pa, 73 Pl)
326 at Mia., Jan. 12, 1986
(255 R, 71 Pa, 71 Pl)
303 at Clev., Jan. 1, 1995
(57R, 246Pa, 68 Pl)

NO. OF PLAYS

73 at Oak., Dec. 18, 1976
(49 Rush, 24 Pass)
71 at Miami, Jan. 12, 1986 (59 R, 12 P)
70 at Buffalo, Dec. 28, 1963 (36 R, 34 P)
68 at Clev., Jan. 1, 1995 (16 R, 51 P)
67 at LA Raid., Jan. 5, 1986 (49 R, 15 P)

RUSHING

Attempts—
59 at Miami, Jan. 12, 1986
49 at Oakland, Dec. 18. 1976
at L.A. Raiders, Jan. 5, 1986
39 at NY Jets, Dec. 28, 1985
36 at Buffalo, Dec. 28, 1963

Yards Rushing—
255 at Miami, Jan. 12, 1986
194 vs. Pittsburgh, Jan. 5, 1997
164 at Oakland, Dec. 18, 1976
156 at LA Raiders, Jan. 5, 1986
121 at Denver, Jan. 4, 1987

Rushing TDs—
3 vs. Pittsburgh, Jan. 5, 1997
1 Many times, Most Recent:
vs. Green Bay, Jan. 26, 1996

PENALTIES

Most vs.—
10 at Oakland, Dec. 18, 1976 (83 yds)
8 vs. Hou., Dec. 31, 1978 (92)
7 at Pittsburgh, Jan. 3, 1997 (68)
at Buffalo, Dec. 28, 1963 (65)
6 at LA Raiders, Jan. 5, 1986 (45)

Fewest vs.—
1 at NY Jets, Dec. 28, 1985 (10 yds)
at San Diego, Jan. 5, 1964 (18)
2 vs. Green Bay, Jan. 26, 1997 (22)
vs. Jacksonville, Jan. 12, 1997 (5)
vs. Pittsburgh, Jan. 5, 1997 (21)

Most Yards For—
92 vs. Hou., Dec. 31, 1978 (8 pen.)
83 at Oakland, Dec. 18, 1976 (10)
65 at Buffalo, Dec. 28, 1963 (7)

Fewest Yards For—
5 vs. Jacksonville, Jan. 12, 1997 (2 pen.)
10 at NY Jets, Dec. 28, 1985 (1)
15 at Miami, Jan. 12, 1986 (2)
18 at San Diego, Jan. 5, 1964 (1)

Sacks By—
5 vs. Green Bay, Jan. 26, 1997 (38 yds)
at NY Jets, Dec. 28, 1985 (51)
4 vs. Miami, Dec. 28, 1997 (21)
vs. Houston, Dec. 31, 1978 (26)
at Oakland, Dec. 18, 1976 (32)

DEFENSE--YARDS ALLOWED

Fewest—
162 vs. Miami, Dec. 28, 1997
213 vs. Pittsburgh, Jan. 5, 1997
240 at NY Jets, Dec. 28, 1985

Most—
610 at San Diego, Jan. 5, 1963
448 vs. Miami, Jan 8, 1983
441 at Denver, Jan. 4, 1987

PASSING

Attempts—
51 at Cleveland, Jan. 1, 1995
48 vs. Green Bay, Jan. 26, 1996
44 at Pittsburgh, Jan. 3, 1997
37 vs. San Diego, Jan. 5, 1964
36 vs. Chicago, Jan. 26, 1986
35 vs. Houston, Dec. 31, 1978
vs. Buffalo, Dec. 28, 1963

Completions—
25 vs. Green Bay, Jan. 26, 1996
23 at Pittsburgh, Jan. 3, 1997
22 at Cleveland, Jan. 1, 1995
20 vs. Jacksonville, Jan. 12, 1996
17 vs. Chicago, Jan. 26, 1986
at San Diego, Jan. 5, 1964

Yards Passing—
292 at Buffalo, Dec. 28, 1983
246 at Cleveland, Jan. 1, 1995
244 at Pittsburgh, Jan. 3, 1997
214 vs. Green Bay, Jan. 26, 1996
186 at San Diego, Jan. 5, 1964
180 vs. Houston, Dec. 31, 1978

TDs Passing—
3 at Miami, Jan. 12, 1986
2 vs. Green Bay, Jan. 26, 1997
at Denver, Jan. 4, 1987
vs. Houston, Dec. 31, 1978
at Buffalo, Dec. 28, 1963

Interceptions (Most)—
4 vs. Green Bay, Jan. 26, 1997
3 at Cleveland, Jan. 1, 1995
3 vs. Houston, Dec. 31, 1978

Interceptions (Fewest)—
0 Accomplished five times,
Most Recent:
vs. Miami, Dec. 28, 1997
1 at Buffalo, Dec. 28, 1963.

Sacks Against—
0 at Miami, Jan. 12, 1986
at L.A. Raiders, Jan. 5, 1986
1 at Cleveland, Jan. 1, 1996 (10 yds)
2 at Pittsburgh, Jan. 3, 1997 (20)
vs. Jacksonville, Jan. 12, 1997 (17)
vs. Pittsburgh, Jan. 5, 1997 (15)

PUNTING

Most Punts For—
9 at Denver, Jan. 4, 1987 (50.2 avg.)
8 vs. Green Bay, Jan. 26, 1997 (45.1)
7 at Pittsburgh, Jan. 3, 1997 (42.0)
vs. Miami, Dec. 28, 1997 (36.7)
vs. Pittsburgh, Jan. 5, 1997 (43.6)
at Buffalo, Dec. 28, 1963 (32.3)
at San Diego, Jan. 5, 1963 (47.0)

Fewest Punts For—
3 at Oak., Dec. 18, 1976 (44.0 avg.)
4 at Clev., Jan. 1, 1995 (42.3.)
vs. Hou., Dec. 31, 1978 (43.3)

Playoff Game-By-Game

1963 AFL DIVISIONAL PLAYOFFS • PATRIOTS 26, BUFFALO 8

	1	2	3	4	F
Boston Patriots	10	6	0	10	-26
Buffalo Bills	0	0	8	0	-8

Buffalo (War Memorial Stadium), Dec. 28, 1963 — This divisional playoff game was one of the first playoff contests in the still infant American Football League's history. QB Babe Parilli and Gino Cappelletti figured in all of the Patriots points as Parilli hit Larry Garron for scoring strikes of 59 and 17 yards, while Cappelletti kicked four FGs (28, 12, 33, and 36) and added two PAT's. Ron Burton provided an inspirational boost for the Patriots as he heroically returned to play just a few weeks after major disc surgery. Buffalo's only highlight of the day was a 93-yard scoring pass from Darryl Lamonica to Elbert Dubenion.

TEAM	QTR	PLAY
Patriots	1	Cappelletti FG 28
Patriots	1	Garron 59 pass from Parilli (Cappelletti kick)
Patriots	2	Cappelletti FG 12
Patriots	2	Cappelletti FG 33
Buffalo	3	Dubenion 93 pass from Lamonica (Tracey-Lamonica pass)
Patriots	4	Garron 17 pass from Parilli (Cappelletti kick)
Patriots	4	Cappelletti FG 36

TEAM STATS	BOS	BUF
First Downs	11	3
Rushes-Yards	36-83	12-7
Passing Yards	300	301
Total Yards	383	308
Passes	34-14-1	45-19-4
Punts-Avg.	7-32.3	8-35.1
Fumbles-Lost	0-0	3-2
Penalties-Yds.	7-65	9-100

RUSHING BOS: Garron 19-44, Neumann 1-16, Burton 8-12, Crump 5-9.
BUF: Gilchrist 8-7, Bass 2-4, Kemp 2 (-4).
RECEIVING BOS: Garron 4-120, Cappelletti 4-129, Burton 3-22.
BUF: Dubenion 3-115-1 TD, Ferguson 4-47, Bass 4-45, Rutkowski 3-45.
PASSING BOS: Parilli 35-14-1-300 yards, 2 TDs.
BUF: Lamonica 24-9-3-168 yards, 1 TD Kemp 21-10-1-133 yards.
A—33,044

1963 AFL CHAMPIONSHIP GAME • SAN DIEGO 51, PATRIOTS 10

	1	2	3	4	F
Boston Patriots	7	3	0	0	-10
San Diego	21	10	7	13	-51

San Diego (Balboa Stadium), Jan. 5,1964 — Chargers' running back Keith Lincoln turned in a super-human effort, combining for 329 total yards. Injuries to three Patriots starters – star FB Larry Garron (concussion), DL Houston Antwine (back) and Harry Crump (shoulder) – proved disastrous for the Patriots. The favored Chargers coasted to a 51-10 victory over the Boston Patriots. Lincoln rushed for an amazing 206 yards and added 123 more yards in receptions. The Chargers ran up a 31-10 lead at the half, and added 20 more unanswered points in the second half to capture the AFL title.

TEAM	QTR	PLAY
San Diego	1	Rote 2 run (Blair kick)
San Diego	1	Lincoln 67 run (Blair kick)
Patriots	1	Garron 7 run (Cappelletti kick)
San Diego	1	Lowe 58 run (Blair kick)
San Diego	2	Blair FG 11
Patriots	2	Cappelletti FG 15
San Diego	2	Norton 14 pass from Rote (Blair kick)
San Diego	3	Alworth 48 pass from Rote (Blair kick)
San Diego	4	Lincoln 25 pass from Hadl (pass failed)
San Diego	4	Hadl 1 run (Blair kick)

TEAM STATS	BOS	SD
First Downs	14	21
Rushes-Yards	16-75	32-318
Passing Yards	186	292
Total Yards	261	610
Passes	37-17-2	26-17-0
Punts-Avg.	7-47	2-44
Fumbles-Lost	1-0	1-1
Penalties-Yds.	1-18	6-30

RUSHING BOS: Crump 7-18 Garron 3-15, Lott 3-15, Yewcic 1-14.
SD: Lincoln 13-206, Lowe 12-94, Rote 4-15.
PASSING BOS: Parilli 29-14-1-189 yards, Yewcic 8-3-1-39 yards
SD: Rote 15-10-0-173 yards, 2 TDs. Hadl 10-6-1-112 yards, 1 TD.
RECEIVING BOS: Cappelletti 2-72, Graham 2-68, Crump 2-28, Colclough 3-26.
SD: Alworth 4-77, MacKinnon, 2-52, Norton 2-44.
A—30,127

1976 AFC DIVISIONAL PLAYOFFS • OAKLAND 24, PATRIOTS 21

	1	2	3	4	F
New England Patriots	7	0	14	0	-21
Oakland Raiders	3	7	0	14	-24

Oakland (Oakland-Alameda County Coliseum), Dec. 18, 1976 — The surprising Patriots, having finished a complete turnaround with an 11-3 record (3-11 in 1975), traveled to Oakland to meet the Raiders, for their first playoff competition since 1963. The Patriots jumped in front of the Raiders 7-0 on a one-yard run by Andy Johnson, but fell behind at the half 10-7 when Fred Biletnikoff hauled in a 31-yard touchdown pass from Ken Stabler with just 39 seconds remaining in the first half. Steve Grogan engineered scoring drives on the Patriots first two possessions of the third quarter, running the Patriots lead to 21-10. Oakland responded with a score on its first possession of the fourth period, a one-yard run by Mark van Eeghan. With the score at 21-17. Ken Stabler drove the Raiders from their own 32 and scored with only 14 seconds to go. The drive was marred by a controversial roughing the passer call on Ray Hamilton. The Patriots had seemingly stopped the Raiders when a Stabler to Garrett pass on a 3rd and 18 fell incomplete. However, penalty flags were thrown and the Raiders had possession with a first and ten at the Patriot 13. Five plays later Stabler rolled around left end for the winning score and the Patriots dreams of a championship were over.

TEAM	QTR	PLAY
Patriots	1	A. Johnson 1 run (Smith kick)
Oakland	1	Mann FG 40
Oakland	2	Biletnikoff 31 pass from Stabler (Mann kick)
Patriots	3	Francis 26 pass from Grogan (Smith kick)
Patriots	3	J. Phillips 3 run (Smith kick)
Oakland	4	van Eeghen 1 run (Mann kick)
Oakland	4	Stabler 1 run (Mann kick)

TEAM STATS	NE	OAK
First Downs	23	20
Rushes-Yards	49-164	24-81
Passing Yards	167	201
Total Yards	331	282
Had QB Sacked	0-0	4-32
Passing	24-12-2	32-19-0
Punts-Avg.	3-44.0	5-37.8
Fumbles-Lost	1-1	1-1
Penalties-Yds.	10-83	11-93

RUSHING NE: Cunningham 20-68, Grogan 7-35, Johnson 14-32.
OAK: van Eeghan 11-39, C. Davis 7-29, Banaszak 4-8.
RECEIVING NE: Francis 4-96-1 TD, Stingley 2-36, Cunningham 2-22.
OAK: Biletnikoff 9-137-1 TD, Casper 4-47, Branch 3-32.
PASSING NE: Grogan 23-12-1-167 yards, 1 TD.
OAK: Stabler 32-19-0-233 yards, 1 TD.
A—54,037 paid, 53,045 actual

1978 AFC DIVISIONAL PLAYOFF • HOUSTON 31, PATRIOTS 14

	1	2	3	4	F
Houston Oilers	0	21	3	7	-31
New England Patriots	0	0	7	7	-14

Foxboro (Schaefer Stadium), Dec. 31, 1978 — With the AFC East Division title tucked under their belts, the Patriots played host to the Houston Oilers in the first playoff game ever played at then Schaefer Stadium. The Patriots had finished the season at 11-6, but were reeling from the controversy that started when Coach Chuck Fairbanks announced his resignation to accept the head coaching position at Colorado. The game found Fairbanks on the Patriots sidelines, but the last day of 1978 also proved to be the last day of the Patriots '78 season. Dan Pastorini completed 10 of 13 passes for 184 yards in the first half while the Oilers built a 21-0 lead at the intermission. Toni Fritsch added a 30-yard FG before the Patriots rallied with two touchdowns in the second half. A 24-yard option pass from RB Andy Johnson to WR Harold Jackson and a 24-yard scoring strike from sub QB Tom Owen to TE Russ Francis were the only points they could muster. Owen had replaced starter Steve Grogan late in the first half. Trailing 24-14, the Patriots began a late rally. Starting at their own 18, the Patriots started to move but Gregg Bingham picked off an Owen for Morgan pass and returned it to the Patriot 18, killing the drive and setting up an Earl Campbell 2-yard TD run that put the game out of reach.

TEAM	QTR	PLAY
Houston	2	Burrough 71 pass from Pastorini (Fritsch kick)
Houston	2	Barber 19 pass from Pastorini (Fritsch kick)
Houston	2	Barber 13 pass from Pastorini (Fritsch kick)
Houston	3	Fritsch FG 30
Patriots	3	Jackson 24 pass from Johnson (Smith kick)
Patriots	4	Francis 24 pass from Owen (Smith kick)
Houston	4	Campbell 2 run (Fritsch kick)

TEAM STATS	HOU	NE
First Downs	21	15
Rushes-Yards	54-174	20-83
Passing Yards	170	180
Total Yards	344	263
Had QB Sacked	3-30	4-26
Passes	15-12-1	35-16-3
Punts-Avg.	5-34.8	4-43.3
Fumbles-Lost	1-0	2-0
Penalties-Yds	2-25	8-92

RUSHING HOU: Campbell 27-118-1 TD, Tim Wilson 14-26, Coleman 7-19.
NE: Cunningham 10-42, Grogan 1-16, Johnson 6-14.
RECEIVING HOU: Barber 5-83-2 TDs, Burrough 3-91-1 TD, Caster 2-12
NE: Francis 8-101-1 TD, Cunningham 3-28, Morgan 2-37.
PASSING HOU: Pastorini 15-21-1-200 yards, 3 TDs
NE: Owen 22-12-1-144 yards, 1 TD, Grogan 12-3-2-38 yards, Johnson 1-1-0-24 yards, 1 TD.
A—61,297 paid, 60,881 actual

1982 SUPER BOWL TOURNAMENT • MIAMI 28, PATRIOTS 13

	1	2	3	4	F
New England Patriots	0	3	3	7	-13
Miami Dolphins	0	14	7	7	-28

Miami (Orange Bowl) Jan. 8,1983 – Finishing seventh in the 14-team AFC field, the Patriots were slated to meet the second-seeded Miami Dolphins in the first round of the 1982-83 Super Bowl XVII Tournament. Before a sellout crowd, the Patriots got on the scoreboard first, taking an early second period 3-0 lead when John Smith kicked a 23-yard FG. The Dolphins were led behind the precision passing of David Woodley (16 of 19, 234 yards, 2 TDs). They scored four touchdowns while the Patriots could only muster another Smith FG (42 yards) through the first three periods. Steve Grogan was limited to only 189 yards passing and was sacked four times. Miami's FB Andra Franklin, the AFC's second leading rusher in regular season play, carried the ball 26 times for 112 yards enabling the Dolphins to control the ball for 35:51 seconds. It was the Patriots first playoff appearance since 1978.

TEAM	QTR	PLAY
Patriots	2	Smith FG 23
Miami	2	Hardy 2 pass from Woodley (von Schamann kick)
Miami	2	Franklin 1 run (von Schamann kick)
Patriots	3	Smith FG 42
Miami	3	Bennett 2 run (von Schamann kick)
Miami	4	Hardy 2 pass from Woodley (von Schamann kick)
Patriots	4	Hasselbeck 22 pass from Grogan (Smith kick)

TEAM STATS	NE	MIA
First Downs	14	27
Rushes-Yards	18-77	45-214
Passing Yards	160	234
Total Yards	237	448
Had QB Sacked	4-29	2-12
Passes	30-16-2	19-16-0
Punts-Avg.	5-43.6	1-51.0
Fumbles-Lost	1-1	3-3
Penalties-Yds.	4-27	2-15

RUSHING NE: van Eeghen 9-40, Collins 7-35.
MIA: Franklin 26-112-1 TD, Nathan 12-71, Woodley 1-16.
RECEIVING NE: Hasselbeck 7-87-1 TD, Dawson 4-49, Collins 1-17.
MIA: Nathan 5-68, Hardy 3-23-2 TDs, Rose 2-47.
PASSING NE: Grogan 30-162-189 yards, 1 TD.
MIA: Woodley 19-16-0-246 yards, 2 TDs.
Actual: 68, 842 (sold: 73,479)
TV blackout in effect.

1985—AFC WILD CARD • NEW ENGLAND 26, NY JETS 14

	1	2	3	4	F
New England Patriots	3	10	10	3	-26
New York Jets	0	7	7	0	-14

East Rutherford, N.J. (Meadowlands) December 28, 1985 — Patriots kicker Tony Franklin tied an NFL playoff record by kicking four field goals in a 26-14 victory over the divisional rival New York Jets. Quarterback Tony Eason completed 12 of 16 passes for 179 yards and one touchdown to lead the offense. Rookie DE Garin Veris led a resilient defensive effort, recording three of the Patriots five sacks on the day. Both Veris and DB Fred Marion were credited with interceptions and linebacker Johnny Rembert sealed the victory when he returned a fumble 15 yards for a touchdown to give the Patriots a 23-7 third quarter lead. The Jets were held to just 58 yards rushing on 21 carries for a 2.8 average. For the Patriots, it was their first playoff win in 22 years.

TEAM	QTR	TIME	PLAY
Patriots	1	9:40	Franklin 33 FG
New York	2	0:05	Hector 11 pass from O'Brien (Leahy kick)
Patriots	2	4:04	Franklin 41 FG
Patriots	2	13:38	Morgan 36 pass from Eason (Franklin kick)
Patriots	3	8:36	Franklin 20 FG
Patriots	3	8:51	Rembert 15 fumble return (Franklin kick)
New York	3	14:03	Shuler 12 pass from Ryan (Leahy kick)
Patriots	4	11:47	Franklin 26 FG

TEAM STATS	NE	NYJ
First Downs	12	15
3rd Downs	3/14	5/13
Total Yards	258	240
Rushing Yards	99	58
Passing Yards	159	182
Sacks by-Yards	5-51	3-20
Punts-Avg.	5-40.0	5-38.4
Penalties-Yds.	1-10	6-48
Fumbles-Lost	2-0	3-2
Time of Poss.	31:47	28:13

RUSHING NE: C. James 22-49, Collins 11-36, Eason 6-14
NYJ: McNeil 16-41, Hector 4-13, O'Brien 1-4.
RECEIVING NE: Morgan 4-62, Fryar 2-47, C. James 2-36, Dawson 2-20, Collins 2-14
NYJ: Toon 9-93, Walker 4-54, Shuler 5-53, McNeil 3-13, Hector 1-11, Klever 1-9.
PASSING NE: Eason 12-16-179,1 TD, 0 INTs
NYJ: O'Brien 13-17-149,1 TD, 1 INT; Ryan 10-17-84, 1 TD, 1 INT.
Actual: 70,958 (sold: 76,891)

1985 AFC PLAYOFF • NEW ENGLAND 27, L.A. RAIDERS 20

	1	2	3	4	F
New England Patriots	7	10	10	0	-27
Los Angeles Raiders	3	17	0	0	-20

Los Angeles, Calif. (L.A. Coliseum) January 5, 1986—The Patriots took advantage of three fumbles and three interceptions in defeating the Los Angeles Raiders, 27-20. The Patriots scored their first touchdown, a 13-yard pass to Lin Dawson, thanks to a fumble recovery by rookie defensive back Jim Bowman (on the Los Angeles 21-yard line). The Raiders narrowed the score to 7-3, due in big part to a blocked punt against Patriots kicker Rich Camarillo. The ball was recovered on the New England 16-yard line, and four plays later, Chris Bahr had a 13-yard field goal. The Raiders did take a 10-7 lead on their next possession when quarterback Marc Wilson found rookie Jesse Hester for a 16-yard score. After a Mosi Tatupu fumble was recovered at the New England 19, Los Angeles would move in front, 17-7 three plays later when Marcus Allen scored on a 13-yard touchdown run. Not to be denied, the Patriots fired back, making it 17-10, on an 80-yard, 10-play drive that ended with Craig James' two-yard touchdown run. Ronnie Lippett's second interception of the day led to a 45-yard field goal and a 17-17 tie. But the Raiders had the lead at halftime, 20-17, on a 32-yard field goal by Bahr. The rest of the scoring was done by the Patriots, a 32-yard field goal by Franklin, 54 yards and 12 plays after Fred Marion had recovered a fumble. Then Bowman recovered a fumble in the end zone off the ensuing kickoff return, thus making it 27-20.

TEAM	QTR	TIME	PLAY
Patriots	1	4:34	Dawson 13 pass from Eason (Franklin kick)
LA Raid.	1	10:13	Bahr 29 FG
LA Raid.	2	4:21	Hester 16 pass from Wilson (Bahr kick)
LA Raid.	2	6:07	Allen 11 run (Bahr kick)
Patriots	2	11:22	C. James 2 run (Franklin kick)
Patriots	2	13:15	Franklin 45 FG
LA Raid.	2	14:54	Bahr 32 FG
Patriots	3	13:49	Franklin 32 FG
Patriots	3	14:03	Bowman fumble rec. for TD (Franklin kick)

TEAM STATS	NE	RAID
First Downs	15	17
3rd Downs	8/16	3/9
Total Yards	254	298
Rushing Yards	156	163
Passing Yards	98	124
Sacks By-Yards	2-11	3-27
Punts-Avg.	5-45.0	2-34.0
Penalties-Yds.	6-45	6-53
Fumbles-Lost	3-2	5-3
Time of Poss.	36:59	23:01

Rushing NE: C. James 23-104, Collins 9-18, Weathers 9-18, Tatupu 4-17, Fryar 1-3, Eason 3 (-4);
RAID: Allen 22-121, Hawkins 4-33, Wilson 1-9.
Receiving NE: C. James 3-48, D. Ramsey 2-34, Morgan 1-22, Dawson 1-13, Collins 1-8,
RAID: Christensen 4-78, Williams 3-33, Hester 1-16, Allen 3-8.
Passing NE: Eason 7-14-117, 1 TD, C. James 1-1-8.
RAID: Wilson 11-27-135, 1 TD, 3 INTs.
Actual: 88,936 (sold: 89,289)

1985 AFC CHAMPIONSHIP • NEW ENGLAND 31, MIAMI 14

	1	2	3	4	F
New England Patriots	3	14	7	7	-31
Miami Dolphins	0	7	0	7	-14

Miami, Fla. (Orange Bowl) January 12, 1986—The 18-game losing streak against the Miami Dolphins at the Orange Bowl became a thing of the past, thanks to a 31-14 victory that sent the Patriots to Super Bowl XX to face the Chicago Bears. The Dolphins had a 7-3 lead 21 seconds into the second quarter, but the visitors then reeled off the next 21 points on a two-yard touchdown pass to Tony Collins from Tony Eason 4:50 into the second quarter, a one-yard TD pass from Eason to Derrick Ramsey 9:35 into the second, and a two-yard TD pass from Eason to Robert Weathers 3:02 into the third quarter.

TEAM	QTR	TIME	PLAY
Patriots	1	6:40	Franklin 23 FG
Miami	2	0:21	Johnson 10 pass from Marino (Reveiz kick)
Patriots	2	4:50	Collins 4 pass from Eason (Franklin kick)
Patriots	2	9:35	D. Ramsey 1 pass from Eason (Franklin kick)
Patriots	3	3:02	Weathers 2 pass from Eason (Franklin kick)
Miami	4	0:32	Nathan 10 pass from Marino (Reviez kick)
Patriots	4	7:26	Tatupu 1 run (Franklin kick)

TEAM STATS	NE	MIA
First Downs	21	18
3rd Downs	7/16	3/10
Total Yards	326	302
Rushing Yards	255	68
Passing Yards	71	234
Sacks By-Yards	1-14	0-0
Punts-Avg.	5-40.2	4-41.3
Penalties-Yds.	2-15	4-35
Fumbles-Lost	2-2	5-4
Time of Poss.	39:51	20:09

RUSHING NE: C. James 22-105, Weathers 16-87, Collins 12-61, Tatupu 6-9, Eason 3-(-7)
MIA: Carter 6-56, Davenport 3-6, Nathan 2-4, Bennett 1-2, Marino 1-0.
RECEIVING NE: Morgan 2-30, D. Ramsey 3-18, Collins 3-15, Tatupu 1-6, Weathers 1-2.
MIA: Nathan 5-57, Hardy 3-52, Duper 3-45 Clayton 3-41, Davenport 3-23, Johnson 1-10, Moore 1-10, Rose 1-10.
PASSING NE: Eason 10-12-71, 3 TDs, 0 INTs;
MIA: Marino 20-48-248, 2 TDs, 2 INTs.
Actual: 74,978 (sold: 76,270)

SUPER BOWL XX • CHICAGO 46, NEW ENGLAND 10

Chicago Bears	13	10	21	2	-46
New England Patriots	3	0	0	7	-10

New Orleans, La. (Superdome) January 26,1986—The Patriots led early, but Chicago controlled thereafter and took a 46-10 victory in each team's first Super Bowl appearance. Don Blackmon caused a Walter Payton fumble that Larry McGrew recovered at Chicago's 19-yard line on the second play, leading to Tony Franklin's 36-yard field goal at 1:19 (the fastest score in Super Bowl history). The Bears, however, scored the next 44 points. Quarterback Steve Grogan replaced starter Tony Eason in the second quarter. Grogan fared better, but was intercepted twice and sacked four times for 33 yards, including a safety. His eight-yard TD pass to Irving Fryar was the only touchdown allowed by Chicago in three playoff appearances.

TEAM	QTR	TIME	PLAY
Patriots	1st	1:19	Franklin 36 FG
Chicago	1st	5:40	Butler 28 FG
Chicago	1st	13:34	Butler 24 FG
Chicago	1st	14:37	Suhey 11 run (Butler kick)
Chicago	2nd	7:36	McMahon 2 run (Butler kick)
Chicago	2nd	15:00	Butler 24 FG
Chicago	3rd	7:38	McMahon 1 run (Butler kick)
Chicago	3rd	8:44	Phillips 28 interception return (Butler kick)
Chicago	3rd	11:38	Perry 1 run (Butler kick)
Patriots	4th	1:46	Fryar 8 pass from Grogan (Franklin kick)
Chicago	4th	9:24	Safety, Grogan tackled by Waechter in end zone

TEAM STATS	CHI	NE
First Downs	23	12
3rd Downs	7/14	1/10
Total Yards	408	123
Rushing Yards	167	7
Passing Yards	241	116
Sacks By-Yards	7-61	3-15
Punts-Avg.	4-43.3	6-43.8
Penalties-Yds.	7-40	5 35
Fumbles-Lost	3-2	4-4
Time of Poss.	39:15	20:45

RUSHING NE: Collins 34, Weathers 1-3, Grogan 1-3, C. James 5-1, Hawthorne 1-(4);
CHI: Payton 22-61, Suhey 11-52, Sanders 4-15, Gentry 3-15, McMahon 5-14, Thomas 2-8, Perry 1-1, Fuller 1-1.
RECEIVING NE: Morgan 7-70, Starring 2-39, Fryar 2-24, Collins 2-19, D. Ramsey 2-16, C. James 1-6, Weathers 13.
CHI: Gault 4-129, Gentry 2-41, Margerum 2-36, Moorehead 2-22, Suhey 1-24, Thomas 1-4.
PASSING NE: Eason 0-6-0, 0 TDs, 0 INTs, Grogan 17-30-177,1 TD, 2 INTs
CHI: McMahon 12-20-256, 0 TDs, 0 INTs, Fuller 0-4-0, 0 TDs, 0 INTs.
Actual: 73,818 (sold: 73,818)

1986 AFC PLAYOFF • DENVER 22, NEW ENGLAND 17

	1	2	3	4	F
New England Patriots	0	10	7	0	-17
Denver Broncos	3	7	10	2	-22

Denver, Colo. (Mile High Stadium) January 4, 1987—The teams were tied at 10-10 at halftime after trading the lead in the second half (Patriots at 17-13 after Stanley Morgan caught a 45-yard pass from quarterback Tony Eason 12:10 into the third quarter; the Broncos went in front 20-17 on a 48-yard pass from John Elway to wide receiver Vance Johnson on the last play of the third quarter). There was controversy behind that go-ahead touchdown. On a third down and four on the New England 48-yard line, Patriots outside linebacker Don Blackmon was off-side by a very large margin. There was no whistle blown by the officials, and the Broncos went ahead for the "free play." The "free play" turned out to be the touchdown pass to Johnson as the Patriots defensive players stopped their rush on the play. The Patriots were still in the hunt with 1:41 left. The ball was on the Denver 10-yard line with a first and 10 situation. But when Eason faded back to pass he was immediately pressured by Broncos defensive end Rulon Jones and was sacked for two points.

TEAM	QTR	TIME	PLAY
Denver	1st	12:12	Karlis 27 field goal
Patriots	2nd	0:56	Morgan 19 pass from Eason (Franklin kick)
Denver	2nd	7:18	Elway 22 run (Karlis kick)
Patriots	2nd	14:58	Franklin 38 field goal
Denver	3rd	9:10	Karlis 22 field goal
Patriots	3rd	12:10	Morgan 45 pass from Eason (Franklin kick)
Denver	3rd	15:00	Johnson 48 pass (Karlis kick)
Denver	4th	13:23	safety, Eason tackled by Jones

TEAM STATS	NE	DEN
First Downs	12	23
3rd Downs	2/12	5/15
Total Yards	271	441
Rushing Yards	121	188
Passing Yards	150	253
Sacks	2	0
Punts-Avg.	9/50.2	6/46.0
Penalties-Yds.	5/45	3/20
Fumbles-Lost	1/0	0/0
Time of Poss.	24:31	35:29

RUSHING: NE: Collins 5-46, James 10-31, Eason 2-23, Dupard 5-18, Hawthorne 1-5, Fryar 1-(-2).
DEN: Winder 19-102, Lang 11-44, Elway 5-18, Bell 1-12, Sewell 2-8, Wilhite 3-4.
RECEIVING: NE: Morgan 3-100, Collins 4-46, Baty 3-31, Fryar 2-11, Hawthorne 1-6.
DEN: Johnson 4-89, Mobley 2-69, Sewell 3-41, Watson 1-21, Micho 1-20, Winder 1-16, Lang 1-1.
PASSING: NE: Eason 13-24-194, 2 TD, 0 INT;
DEN: Elway 13-32-257,1 TD, 2 INT.
Actual: 76,105 (sold: 76,149)

1994 AFC WILD CARD • CLEVELAND 20, NEW ENGLAND 13

	1	2	3	4	F
New England Patriots	0	10	0	3	-13
Cleveland Browns	3	7	7	3	-20

Cleveland, Ohio (Cleveland Stadium) January 1, 1995—The Patriots made their first playoff appearance since 1986, but failed to advance beyond the first round after a defeat to the Cleveland Browns 20-13. The game featured a quarterback matchup of Drew Bledsoe and Vinny Testaverde, two former first overall draft picks, who were each making their NFL playoff debuts. Testaverde turned in a near-perfect performance to beat the Patriots. The eighth-year veteran completed 20 of 30 passes for 268 yards, with a touchdown and no interceptions in his playoff debut. Bledsoe, on the other hand, completed 21 of 50 passes for 235 yards and a touchdown, but threw three interceptions – two of which ended drives in the fourth quarter. Trailing 10-7 in the second quarter, the Patriots drove 71 yards on 16 plays, positioning Matt Bahr for a game-tying field goal with only 30 seconds remaining in the half. The Browns dominated the time of possession with two long third quarter drives, the second of which was capped by a 10-yard touchdown run by Leroy Hoard. The Browns added a Matt Stover field goal in the fourth quarter to take a 20-10 lead. The Patriots pulled within seven with 1:34 remaining in the game on a 33-yard field goal by Bahr. Corwin Brown recovered the ensuing onside kick at the New England 36-yard line, giving Patriots fans hope in the waining minutes. The drive stalled at the New England 48-yard line, where a fourth-and-10 opportunity failed on an incomplete pass and the Patriots lost 20-13.

TEAM	QTR	TIME	PLAY
Cleveland	1st	7:40	Stover 30 field goal
Patriots	2nd	10:48	Thompson 13 pass from Bledsoe (Bahr kick)
Cleveland	2nd	7:03	Carrier 13 pass from Testaverde (Stover kick)
Patriots	2nd	0:30	Bahr 23 field goal
Cleveland	3rd	2:21	Hoard 10 run (Stover kick)
Cleveland	4th	3:36	Stover 21 field goal
Patriots	4th	1:30	Bahr 33 field goal

TEAM STATS	NE	CLE
First Downs	20	22
3rd Downs	5/14	5/12
Total Yards	303	379
Rushing Yards	57	125
Passing Yards	246	254
Sacks	2	1
Punts-Avg.	4/42.3	3/37.7
Penalties-Yds.	3/21	4/25
Fumbles-Lost	0/0	2/1
Time of Poss.	24:18	35:42

RUSHING: NE: Croom 9-35, Thompson 4-16, Turner 1-4, Bledsoe 2-2.
CLE: Hoard 17-66-1, Byner 10-30, Testaverde 5-19, Metcalf 2-10.
RECEIVING: NE: Brisby 6-83, Coates 6-79, Thompson 4-33-1, Timpson 2-20, C. Brown 1-21, Burke 1-8, Turner 1-7, Croom 1-5.
CLE: Jackson 7-122, Alexander 5-69, Hartley 2-17, Byner 2-16, Carrier 2-13-1, Hoard 1-25, Kinchen 1-6.
PASSING: NE: Bledsoe 21-50-235, 1 TD, 3 INT, O'Neill 1-1-21, 0 TD, 0 INT.
CLE: Testaverde 20-30-268, 1 TD, 0 INT.
Actual: 77,452 (sold: 78,512)

1996 AFC DIVISIONAL • NEW ENGLAND 28, PITTSBURGH 3

	1	2	3	4	F
Pittsburgh Steelers	0	0	3	0	-3
New England Patriots	14	7	0	7	-28

Foxboro (Foxboro Stadium), Jan. 5, 1997 --The New England offense jumped out to an early lead while the defense was able to shut down the Steelers, allowing the Patriots to run away with a convincing 28-3 victory in an AFC divisional playoff game at Foxboro Stadium. The win -- New England's first home playoff victory in franchise history -- catapulted the Patriots into the AFC Championship game.
The Patriots' Curtis Martin set a franchise postseason record by in the first half alone, rushing for 109 yards on 10 carries and two touchdowns. Overall, in his first playoff game at any level, Martin matched his career best by running for 166 yards on 19 carries (an 8.7-yard average). The team rushed for 194 yards on 32 carries (6.1-yard average) against Pittsburgh's second-ranked defense.
New England quarterback Drew Bledsoe, who completed a solid 14 of 24 pass attempts for 164 yards, one touchdown and two interceptions, torched the Steelers in the first quarter when the Pats took a quick 14-0 lead. During their first-quarter blitzkrieg, Bledsoe completed seven of his first seven pass attempts for 123 yards and one touchdown. By game's end, the unsung Patriots had outgained the Steelers, 346 yards to 213.

TEAM	QTR	TIME	PLAY
Patriots	1	11:58	C.Martin 2 yd. run (A.Vinatieri,kick)
Patriots	1	7:55	K.Byars 34 yd. pass from D.Bledsoe (A.Vinatieri, kick)
Patriots	2	9:55	C.Martin 78 yd. run (A.Vinatieri,kick)
Pittsburgh	3	3:50	N.Johnson 29 yd. Field Goal
Patriots	4	12:31	C.Martin 23 yd. run (A.Vinatieri,kick)

TEAM STATS	PITT	NE
First Downs	12	17
3rd Down Eff.	3-18-17%	5-13-38%
Total Yards	213	346
Rushing Yards	123	194
Passing Yards	90	152
Sacked/yds lost	3-20	2-15
Punts/Avg.	9-42	7-43.6
Penalties/Yds	3-15	2-21
Fumbles/Lost	0-0	0-0
Time of Possession	28:39	31:18

RUSHING: NE: Martin 19-166-3, Meggett 2-18, Byars 3-9, Grier 5-7, Bledsoe 1-(-1), Zolak 3-(-4).
PITT: Bettis 13-43, McAfee 5-30, Tomczak 2-20, Stewart 4-19, Witman 3-11.
RECEIVING: NE: Byars 4-53-1, Glenn 3-69, Coates 3-18, Jefferson 3-18, Martin 2-9.
PITT: Hastings 5-55, Botkin 2-20, Arnold 2-16, Mills 2-15, McAfee 2-7, Bettis 2-(-1), Witman 1-(-2).
PASSING: NE: Bledsoe 24-14-164, 1 TD, 2 INT, Zolak 2-1-3, 0 TD, 0 INT.
PITT: Tomczak 29-16-110, 0 TD, 2 INT, Stewart 10-0-0, 0 TD, 0 INT.
Actual: 60,188 (sold: 60,292)

1996 AFC CHAMPIONSHIP • NEW ENGLAND 20, JACKSONVILLE 6

	1	2	3	4	F
Jacksonville Jaguars	0	3	3	0	-6
New England Patriots	7	6	0	7	-20

Foxboro (Foxboro Stadium), Jan. 12, 1997 --The Patriots' defense continued its great performance during the 1996 playoffs during their 20-6 win over the Jacksonville Jaguars in the AFC Championship Game. A sold out crowd of 60,190 filled Foxboro Stadium in sub-freezing conditions to watch the Patriots return to the Super Bowl for the first time in 11 years. The Patriots were able to shut down Jacksonville running back Natrone Means and contain quarterback Mark Brunell. Means was held to 43 yards on 19 carries and Brunell passed for only 190 yards and threw two interceptions. His first interception came with 3:43 left in the game, when he tried to hit Derek Brown going over the middle of the end zone but safety Willie Clay picked the ball off in the end zone. The Patriots turned the ball over on downs and the Jaguars had one last chance, taking over at their 42 with 2:36 left. On first down linebacker Chris Slade rushed in and knocked the ball from running back James Stewart. Cornerback Otis Smith grabbed the loose ball out of the air and ran 47 yards for the touchdown.

TEAM	QTR	TIME	PLAY
Patriots	1	12:34	C.Martin 1 yd. run (A.Vinatieri,kick)
Jacksonville	2	10:33	M.Hollis 32 yd. Field Goal (13-62,6:03)
Patriots	2	7:23	A.Vinatieri 29 yd. Field Goal (4-7,1:29)
Patriots	2	0:00	A.Vinatieri 20 yd. Field Goal (9-68,1:29)
Jacksonville	3	2:37	M.Hollis 28 yd. Field Goal (9-27,5:39)
Patriots	4	2:24	O.Smith 47 yd. fumble ret. (A.Vinatieri,kick)

TEAM STATS	JAX	PATS
First Downs	18	13
Third Down Eff.	5-14-36%	2-13-15%
Total Yards	289	234
Rushing Yards	101	73
Passing Yards	188	161
Sacked-yds lost	1-2	2-17
Punts-Average	5-36.4	6-39.7
Penalties-Yards	4-23	2-5
Fumbles-Lost	3-2	2-1
Time of Possession	34:43	25:17

RUSHING: NE: Martin 19-59-1, Meggett 3-9, Bledsoe 1-4, Byars 1-1.
JAX: Means 19-43, Stewart 7-40, Brunell 6-34, Barker 1-(-16).
RECEIVING: NE: Glenn 5-33, Jefferson 4-91, Byars 4-16, Martin 3-18, Meggett 3-15, Coates 1-5.
JAX: Mitchell 7-63, McCardell 6-62, Smith 3-45, Stewart 2-8, Brown 1-10, Barlow 1-2.
PASSING: NE: Bledsoe 33-20-178, 0 TD, 1 INT.
JAX: Brunell 38-20-190, 0 TD, 2 INT.
Actual: 60,190 (sold: 60,292)

SUPER BOWL XXXI • GREEN BAY 35, NEW ENGLAND 21

	1	2	3	4	F
New England Patriots	14	0	7	0	-21
Green Bay Packers	10	17	8	0	-35

New Orleans, La. (Superdome) Jan. 26, 1997 - The Green Bay Packers, continued the NFC domination of the Super Bowl with a 35-21 Super Bowl XXXI victory over the New England Patriots in the Louisiana Superdome. It was Titletown's first championship since they won the first two Super Bowls, while the Patriots are still batting .000 (0-2) in Super Bowl competition. On New England's first scoring drive, Packer corner Craig Newsome was slapped with a 26-yard interference penalty on Shawn Jefferson and the Pats were at the Packer one. Keith Byars collected a perfectly thrown ball from Bledsoe narrowing the Green Bay lead to 10-7. The New England defense posted another stellar series after the score, and momentum quickly swung the Patriots' way. Bledsoe connected with Terry Glenn for a 44-yard pick-up at the Packer four. From there. Bledsoe rolled right and hit tight end Ben Coates for the go-ahead score. Vinatieri's extra point capped the highest-scoring first quarter in Super Bowl history, 24 points. With Green Bay facing a fourth-and-one situation on its first drive of the second half, New England linebackers Ted Johnson and Chris Slade blew through the line and clobbered runner Dorsey Levens for a seven-yard loss. The surging Patriot defense put the clamps on Green Bay on its next series, and the Pats managed to pull to within 27-21 on an 18-yard touchdown jaunt by runner Martin.

TEAM	QTR	TIME	PLAY
Green Bay	1	11:28	A.Rison 54 yd. pass from Favre (Jacke,kick)
Green Bay	1	8:42	C.Jacke 37 yd. Field Goal
Patriots	1	6:35	K.Byars 1 yd. pass from Bledsoe (Vinatieri,kick)
Patriots	1	2:33	B.Coates 4 yd. pass from Bledsoe (Vinatieri,kick)
Green Bay	2	4:04	A.Freeman 81 yd. pass from Favre (Jacke,kick)
Green Bay	2	8:15	C.Jacke 31 yd. Field Goal
Green Bay	2	1:11	Favre 2 yd. run (C.Jacke,kick)
Patriots	3	3:27	C.Martin 18 yd. run (A.Vinatieri,kick)
Green Bay	3	3:10	D.Howard 99 yd. kickoff return (M.Chmura-Favre,pass)

TEAM STATS	NE	GB
First Downs	16	16
Third Down Eff.	4-14-29%	3-15-20%
Total Net Yards	257	323
Rushing Yards	43	115
Passing Yards	214	208
Sacked-yds lost	5-39	5-38
Punts-Average	8-45.1	7-42.7
Penalties-Yards	2-22	3-41
Fumbles-Lost	0-0	0-0
Time of Possession	25:45	34:15

RUSHING: NE: Martin 11-42, Bledsoe 1-1, Meggett 1-0.
GB: Levens 14-61, Bennett 17-40, Favre 4-12-1, Henderson 1-2.
RECEIVING: NE: Coates 6-67-1, Glenn 4-62, Byars 4-42-1, Jefferson 3-34, Martin 3-28, Meggett 3-8, Brisby 2-12.
GB: Freeman 3-105-1, Levens 3-23, Rison 2-77-1, Henderson 2-14, Chmura 2-13, Jackson 1-10, Bennett 1-4.
PASSING: NE: Bledsoe 48-25-253, 2 TD, 4 INT.
GB: Favre 27-14-246, 2 TD, 0 INT.
Actual: 72,301 (sold: 72,301)

1997 AFC WILD CARD • NEW ENGLAND 17, MIAMI 3

	1	2	3	4	F
Miami	0	0	0	3	3
New England	0	7	10	0	17

Foxboro, Mass. (Foxboro Stadium) December 28, 1997 -- The New England Patriots defeated Dan Marino and the Miami Dolphins for the second time in a week and the third time during the 1997 season with a 17-3 victory in the opening round of the 1997 playoffs. Once again, the Patriots applied constant pressure to Marino, who was sacked four times and threw a pair of interceptions. His first interception was returned 22 yards by Chris Slade to the Dolphins 29 yard line. The Patriots scored three plays later when Drew Bledsoe connected with Troy Brown on a 24-yard touchdown pass. Marino's second interception came on the second play of the second half and was returned 40 yards by Todd Collins for a touchdown. It was the sixth time that the Patriots had intercepted Marino this year. Three of those interceptions were returned for touchdowns. With a 14-0 lead midway through the third quarter, the Patriots turned to running back Derrick Cullors, who made his second consecutive start for the injured Curtis Martin. He carried the Patriots on a 15-play, 67-yard scoring drive, which was capped by an Adam Vinatieri field goal to give the Patriots a 17-0 lead. On the drive, Cullors carried seven times for 42 yards (6.0) and helped sustain a 7:49 drive, the third longest drive of the season. He finished with a game-high 86 yards on 22 carries (3.9 avg.). The Dolphins avoided a shutout on their ensuing possession when they capped an 8-play, 23-yard drive with a 38-yard field goal. An onside kick was recovered by the Dolphins at their own 44-yard line, giving the Dolphins life early in the fourth quarter. But, the Patriots regained the momentum on the next play from scrimmage when CB Chris Canty delivered a blindside hit on Marino, which forced a fumble that recovered by Slade at the 41-yard line. The Dolphins never threatened again, as the Patriots held on to preserve a 17-3 victory. It was just the 10th time that two teams have played in the season finale and then opened against each other in the first round of the playoffs and the Patriots became just the fourth team to sweep. In fact, with the victory, the Patriots became just the sixth team in NFL history to sweep an opponent three times in one season.

TEAM	QTR	TIME	PLAY
Patriots	2	10:27	T. Brown 24-yard pass from Bledsoe (Vinatieri kick)
Patriots	3	14:05	T. Collins 40-yard interception return (Vinatieri kick)
Patriots	3	1:58	A. Vinatieri 22-yard field goal
Dolphins	4	14:51	O. Mare 38-yard field goal

TEAM STATS	MIA	NE
First Downs	10	15
Third Down Eff.	5-17-29%	7-17-41%
Total Net Yards	162	228
Rushing Yards	42	108
Passing Yards	120	120
Sacked-yds lost	4-21	3-19
Punts-Average	7-37.4	7-36.7
Penalties-Yards	6-21	5-31
Fumbles-Lost	2-1	2-0
Time of Possession	26:09	33:51

Rushing: MIA: K. Abdul-Jabbar 5-16-3.2-15-0, B. Parmalee 9-22-2.4-5-0, J. McPhail 1-4-4.0-4-0, D. Marino 1-2-2.0-2-0, S. Pritchett 1-(-2)-(-2.0)-(-2)-0. Total 17-42-2.5-15-0.
NE: D. Cullors-22-86-3.9-13-0, M. Grier 6-16-2.7-10-0, D. Bledsoe 2-4-2.0-4-0, D. Meggett 1-2-2.0-2-0. Total 31-108-3.5-13-0.
Receiving: MIA: J. McPhail 5-28-5.6-16-0, L. Thomas 3-62-20.6-42-0, B. Parmalee 3-13-4.3-9-0, O.J. McDuffie 3-6-2-5-0, B. Perriman 1-13-13-13-0, C. Jordan 1-11-11-11-0, T. Drayton 1-8-8-8-0. Total 17-141-8.3-42-0.
NE: T. Glenn 4-57-14.3-24-0, B. Coates 4-25-6.3-9-0, T. Brown 2-32-16-24-1, D. Meggett 2-11-5.5-14-0, S. Jefferson 1-7-7-7-0, L. Purnell 1-4-4-4-0, S. Gash 1-3-3-3-0, D. Cullors 1-0-0-0-0. Total 16 139 8.7-24 1.
PASSING: MIA: D. Marino 43-17-141-4/21-0-42-2.
NE: D. Bledsoe 32-16-139-3/19-1-24-0.
Attendance: 60,041



Wide receiver Terry Glenn returned to action for the playoffs after missing most of the final six games of the season. He made an immediate impact, catching nine passes for 125 yards in two games before suffering a broken clavicle at Pittsburgh (1/3/98).

1997 AFC DIVISIONAL PLAYOFF • PITTSBURGH 7, NEW ENGLAND 6

	1	2	3	4	F
New England	0	3	0	3	6
Pittsburgh	7	0	0	0	7

Pittsburgh, PA (Three Rivers Stadium) January 3, 1998 -- The Patriots fumbled away an opportunity to defend their AFC title in a divisional playoff game at Pittsburgh, dropping a 7-6 decision to the Steelers. Rookie DE Mike Vrabel blindsided QB Drew Bledsoe as he was set to pass late in the fourth quarter, forcing a fumble that was recovered by Steeler LB Jason Gildon at the New England 34-yard line. The fumble ended the Patriots' comeback attempt with just 1:44 remaining in the game. On the Patriots' opening possession, Bledsoe went deep to Terry Glenn, who was open at the Steelers' 5-yard line, but the pass came up short and was intercepted by Chad Scott at the 11 and returned to the 38-yard line. The Steelers took advantage of the turnover and capped an 8-play, 62-yard drive with a 40-yard touchdown run by QB Kordell Stewart to take an early 7-0 lead. The Patriots held the Steelers scoreless through the final three-and-a-half quarters, but could not overcome the early deficit. In the second quarter, the Patriots drove to the Steelers' 13-yard line after a 36-yard completion from Bledsoe to Glenn. It was the Patriots' deepest penetration of the day. But, after three pass attempts, the Patriots were unable to advance the ball and settled for a 31-yard field goal, cutting the deficit to 7-3 at the half. In the fourth quarter, a 10-play drive stalled at the Steelers 29-yard line and Vinatieri pulled the Patriots to within one with a 46-yard field goal. The two teams exchanged punts on their ensuing possessions before the Steelers threatened to put the game away with 3:29 remaining in the game. On 3rd-and-goal from the 7-yard line, Bettis powered his way to the goalline, inches shy of the end zone. On fourth down, the Steelers elected to send Stewart over the top instead of kicking a field goal. A host of Patriot defenders kept Stewart out of the end zone and the Patriots took possession at the 1-yard line with just 3:24 on the clock. Bledsoe guided the Patriots to the 42-yard line by completing six of seven pass attempts, before a blindside hit caused an ill-timed fumble thwarted the team's comeback attempt.

TEAM	QTR	TIME	PLAY
Steelers	1	9:49	K. Stewart 40-yard run (Johnson kick)
Patriots	2	7:40	A. Vinatieri 31-yard field goal
Patriots	4	12:16	A. Vinatieri 46-yard field goal

Rushing: NE: S. Shaw 10-22-2.2-9-0, D. Cullors 7-18-2.6-8-0, D. Bledsoe 2-(-4)-(-2.0)-3-0, Total 19-36-1.9-9-0.
PITT: K. Stewart 11-68-6.2-40-1, J. Bettis 25-67-2.7-14-0, F. McAfee 1-10-10-10-0, Total 37-145-3.9-40-1.
Receiving: NE: S. Jefferson 9-104-11.6-19-0, T. Glenn 5-96-19.2-39-0, V. Brisby 3-37-12.3-20-0, K. Byars 2 1-0.5-2-0, S. Shaw-1 13-13-13-0, T. Brown 1-6-6-6-0, S. Gash 1 6-6-6-0, D. Cullors 1-1-1-1-0, Total 23-264-11.5-39-0
PITT: C. Hawkins 4-28-7-9-0, Y. Thigpen 3-54-18-28-0, C. Johnson 3-28-9.3-10-0, T. Lester 2-3-1.5-3-0, W. Blackwell 1-14-14-14-0, J. Bettis 1-7-7-7-0, Total 14-134-9.6-28-0
Passing : NE: D. Bledsoe 44-23-264-2/20-0-39-2.
PITT: K. Stewart 31-14-134-2/0-0-28-1
Attendance: 61,228.

TEAM STATS	NE	PITT
First Downs	15	16
Third Down Eff.	6-15-40%	8-18-44%
Total Net Yards	280	279
Rushing Yards	36	145
Passing Yards	244	134
Sacked-yds lost	2-20	2-0
Punts-Average	7-42.0	9-32.7
Penalties-Yards	7-68	5-41
Fumbles-Lost	2-2	0-0
Time of Possession	24:23	35:37

The Patriots defense stymied the Steelers offense in the AFC Divisional playoff game at Pittsburgh. Ted Johnson and Todd Collins stopped Kordell Stewart at the goalline on this 4th-and-goal effort late in the game.

73

Stay Tuned

Patriots Preseason Broadcast Crew

For the fourth consecutive season, the New England Patriots will team with WCVB-TV Channel 5 to televise four of the Patriots' locally produced preseason games. The Patriots are responsible for the advertising sales of the games and will oversee the game production which will be handled by The Gately Group of Boston. The play-by-play responsibilities will be handled by CBS's Don Criqui. FOX's Jerry Glanville returns to provide color commentary and WCVB's Mike Lynch will report from the sidelines. The trio will call the preseason opener on Aug. 2 in San Francisco and return to Foxboro for the Patriots' preseason home opener against Minnesota on Aug. 9. Their broadcast schedule will continue when the Patriots travel to Washington on Aug. 22 and conclude with the preseason finale in Foxboro versus Philadelphia on Aug. 29. All four games will be televised on Boston's WCVB-TV (Channel 5). The preseason broadcast network will also include WPRI-TV (Channel 12) and WNAC-TV (Channel 64) in Providence, R.I., WTXX-TV (Channel 20) in Waterbury, Conn. and WMTW-TV (Channel 8) in Portland, Maine.

On Aug. 17, the Patriots will be featured in a nationally televised Monday Night Football game against the Dallas Cowboys in an American Bowl in Mexico City. It is the third consecutive year that the Patriots have been selected to appear in a nationally televised game during the preseason. The game will appear on Boston's WCVB-TV (Channel 5) and will air on ABC affiliates throughout New England.


Don Criqui


Jerry Glanville

Mike Lynch

Patriots Radio Flagship—WBCN 104.1 FM

WBCN 104.1 FM begins its fourth season as the flagship station for the Patriots and will broadcast every Patriots preseason and regular season game in stereo. The Patriots are the only major sports franchise in New England to broadcast its games in stereo all year long.

Gil Santos and broadcast partner Gino Cappelletti will once again deliver play-by-play account for each of the Patriots games this season. The popular broadcast team celebrates their 15th season together — the fourth on WBCN's Rock Radio Network.

Santos is now in his 22nd season as the voice of the Patriots, having covered the team for WBZ Radio from 1966-79, then again from 1991-94, and for WBCN from 1995 to present. The veteran play-by-play broadcaster is the sports director at WBZ Radio.

Cappelletti enters his 18th season offering his insight and expert analysis of the game. It would be hard to find anyone more knowledgeable on the subject of the Patriots than Cappelletti. He was one of the original members of the Boston Patriots and retired in 1970 after a fabulous 11-year career. He remains the Patriots' all-time leading scorer (1,130 points) and is ranked fourth among the Patriots' all-time leading receivers. Following his playing career, he spent three seasons on the Patriots sidelines (1979-81) as an assistant on Ron Erhardt's staff and 17 years in the broadcast booth, providing game analysis along with Santos (1972-78 and 91-present) and Dale Arnold (1988-90).

WBCN also broadcasts a three-hour pre-game show with host Bill Abbate and former Patriots' Pete Brock and Mike Ruth. The triumvirate also host a two-hour post-game show that includes exclusive coverage of Pete Carroll's post game press conferences.

PATRIOTS RADIO NETWORK

The 1998 New England Patriots Radio Network

Gil Santos

WBCN 104.1 FM

Gino Cappelletti

Flagship Station

WBCN	104.1 FM	Boston, Mass.

Connecticut

WLAD	800 AM	Danbury
WSUB	980 AM	Groton
WCCC	106.9 FM	Hartford
WINY	1350 AM	Putnam

Maine

WHQQ	107.9 FM	Augusta-Waterville
WZON	610 AM	Bangor
WMDI	107.7 FM	Bar Harbor
WIDE	1400 AM	Biddeford
WQDY	1230 AM	Calais
WQSS	102.5 FM	Camden
WDME	103.1 FM	Dover-Foxcroft
WTME	1240 AM	Lewiston-Auburn
WTBM	100.7 FM	Mexico-Rumford
WOXO	92.7 FM	Norway
WJAE	1440 AM	Portland
WOZI	101.3 FM	Presque Isle
WSKW	1160 AM	Skowhegan
WKTQ	1450 AM	South Paris

Massachusetts

WCIB	101.9 FM	Cape Cod
WSAR	1480 AM	Fall River
WEIM	1280 FM	Fitchburg
WINQ	97.7 FM	Gardner
WGAM	1520 AM	Greenfield
WBSM	1240 AM	New Bedford
WHMP	1400 AM	North Hampton
WHMP	99.3 FM	North Hampton
WBEC	1420 AM	Pittsfield
WHYN	560 AM	Springfield
WTAG	580 AM	Worcester

New Hampshire

WMOU	1230 AM	Berlin
WBHG	101.5 FM	Gilford
WTSL	1400 AM	Hanover
WKBK	1220 AM	Keene
WLTN	1400 AM	Littleton
WGIR	610 AM	Manchester
WPNH	100.1 FM	Plymouth
WHXT	95.3 FM	Portsmouth
WTMN	1380 AM	Portsmouth

Rhode Island

WPRO	630 AM	Providence
WERI	1230 AM	Westerly
WOON	1240 AM	Woonsocket

Vermont

WBTN	1370 AM	Bennington
WKVT	92.7 FM	Brattleboro
WXTS	96.7 FM	Burlington
WEAV	960 AM	Burlington
WMNM	92.1 FM	Middlebury
WIKE	1490 AM	Newport
WSYB	1380 AM	Rutland
WCFR	93.5 FM	Springfield
WSTJ	1340 AM	St. Johnsbury
WDEV	550 AM	Waterbury
WDEV	96.1 FM	Waterbury

VIRGIN ISLANDS & PUERTO RICO

WVWI	Radio 1	St. Thomas/St. John
		Puerto Rico (East)

Stay Tuned

PATRIOTS ALL ACCESS

By taking over the production of this show, the Patriots will be able to provide more access and behind the scenes coverage to Patriots fans throughout New England. Our cameras will be everywhere – in the draft room on draft day, at home with the players, in the locker room, on the team plane, in the coaches box, and at team meetings – in order to provide Patriots fans the most comprehensive coverage of the region's most popular team.

The show will of course continue to feature exclusive sitdown interviews each week with Head Coach Pete Carroll, in addition to game reviews and previews.

Due to the popularity of this program, Patriots All Access will be expanded to a full hour for the 1998 season.

The show is scheduled to be aired twice each week in the Boston market. It will lead into ABC's college football on Saturdays from 11:00 a.m.-12:00 p.m., and then again immediately following WCVB's #1 rated late news on Saturday night at 11:30 p.m. The show will also air in Providence on WPRI-TV, Sunday mornings at 11:00 a.m.

All advertisers who purchase spots though the Patriots will enjoy the benefits of these additional airings. Patriots All Access will begin airing on Saturday, Sept. 5, 1998 and will appear weekly throughout the season.

Once again check your local listings for details.

PATRIOTS 5TH QUARTER

Immediately after the game, tune into the popular "Patriots Fifth Quarter," featuring live coverage of the postgame press conferences with Head Coach Pete Carroll and quarterback Drew Bledsoe. It's a complete wrap-up with highlights and player interviews. This year, the show will air following select regular season games. Be sure to check your local listings.

PATRIOTS POOL REPORTERS

Veteran beat reporters Dick Cerasuolo of the *Worcester Telegram & Gazette* and Ron Hobson of the *Quincy Patriot Ledger* will again serve as the Patriots' pool reporters for the upcoming season. In the event that there is the need to get comments from a game official after a game, a pool reporter will be allowed access to ask questions and record comments. The comments will then be distributed by the Pool Reporter to all other media. Cerasuolo and Hobson each sit in the first row of the Patriots press box on game days.

Ron Hobson
Quincy Patriot Ledger



Dick Cerasuolo
Worcester Telegram & Gazette

TRAINING CAMP



For the 23rd year, the Patriots will use Bryant College as the site of their summer training camp. The College's 387-acre campus, varied facilities and proximity to urban centers combine to make it the perfect setting for meetings, conferences and retreats.

But Bryant College is much more than a beautiful campus. The college is widely recognized and nationally accredited for the quality of its academic programs. The International Association for Management Education (AACSB) accredits Bryant's undergraduate and graduate programs, placing Bryant among only 17 percent of the country's business programs. Bryant has consistently been named one of the nation's top business specialty schools by *US News and World Report* and *Barron's* recognized Bryant as one of the Best Buys in higher education.

As a top business college, Bryant is also renowned as a valuable resource to the region's business community. The College's Center for International Business assists organizations with import/export and international trade issues and the college works on small business development, telecommunications and management development.

For more information about Bryant College, call (401) 232-6000; or visit their web site at www.bryant.edu.

Foxboro Stadium

FOXBORO STADIUM QUICK FACTS

Constructed:
Sept. 23, 1970 to Aug. 15, 1971

Playing Surface:
Natural Grass (installed in 1991)

Football Seating Capacity:
60,292

Press Box Capacity:
124 (100 seats for credentialed media)

Site Acreage:
304 acres

Available Parking:
16,000 automobiles

The site for the construction of Foxboro Stadium was selected for its proximity to three of New England's largest cities — Boston, Providence, R.I. and Worcester, Mass. Official ground-breaking ceremonies for the stadium took place on Sept. 23, 1970. Just 326 days later (Aug. 15, 1971), the Patriots christened their new home by hosting the New York Giants in an exhibition game. The home field helped give them a 20-14 advantage over the Giants before 60,423 fans.

Robert Kraft established an ownership position with the facility in 1989. In the fall of 1993, Kraft became sole owner of the facility when he purchased his partner's interest in the stadium. Kraft's vision as owner was to develop the facility into a nationally recognized family entertainment venue. By building and developing relationships with local officials and representatives of the music industry, Kraft and his associates have opened up the facility to frequent samplings of diverse entertainment. In fact, Foxboro Stadium has hosted three times as many special events in the past eight years than it did during the first 20 years of operation.

In the last two years, the Patriots have hosted three home playoff games, including the 1996 AFC Championship game. It was the first game of its kind to be played in New England. Having the home-field has worked to the Patriots' advantage, as they have won each of those three games. The Patriots enter the 1998 season with 41 consecutive sellouts at Foxboro Stadium, a streak which will extend to 51 by season's end.

The Rolling Stones, who have played Foxboro Stadium twice, headline a long list of national tours who have attracted record crowds in Foxboro. Other recent concerts to perform at Foxboro include The Who, U2, Pink Floyd, Billy Joel, Elton John, and the Dave Mathews Band. The stadium has also hosted unique concert events, such as The National Earth Day Concerts and the Walden Woods concert in 1993.

In 1990, the U.S. was awarded the rights to host the 1994 World Cup Soccer Championships. An initial list of the 35 prospective venues failed to include any Boston or New England site. Stadium management initiated the lobbying effort internationally to add Foxboro's name to the list. Joining forces with the tourism officials throughout the region ultimately led to Foxboro's selection as one of nine host sites for World Cup Games. Only Los Angeles and New York were awarded more than Foxboro's six games.

In 1996, Foxboro Stadium added a new tenant, providing a home for the New England Revolution — one of 10 professional soccer teams in the inaugural season of the MLS. The World Cup success enjoyed at Foxboro Stadium in 1994 weighed heavily in its selection as the site of the 1996 MLS Championship Game.

Patriots Tickets

STADIUM SEATING DIAGRAM

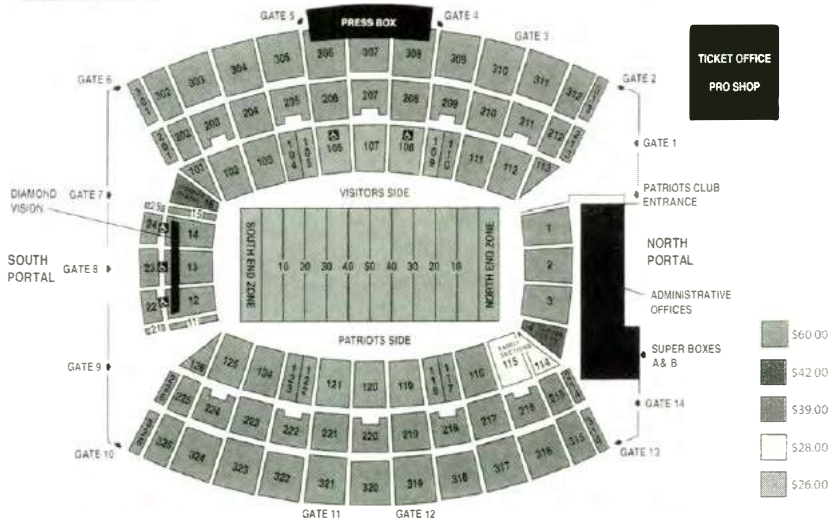

1998 New England Patriots Ticket Prices

To purchase individual game tickets or to add your name to the Patriots' season ticket waiting list, please call a Patriots ticket representative at 1-800-543-1776.

Chairs	$60	Family Section	$28
Sideline B	$39	Sideline A	$39
Corner Chairs	$42	End Zone	$26

DIRECTIONS TO FOXBORO STADIUM

The New England Patriots administrative offices are located at the north end of Foxboro Stadium. Visitors should enter Gate P4. For more detailed directions, please call (508) 543-8200. Below are directions from Logan Airport in Boston and T.F. Green Airport in Providence.

From downtown Boston/Logan Airport: Stay in the center lanes when exiting the airport and follow signs to the Sumner Tunnel (toll) to I-93 south. Take Interstate 93 south to Exit 1 (to Providence) approximately 18 miles. Exit 1 puts you on Interstate 95 south. Follow I-95 south for 7.4 miles to Exit 9 (Wrentham), which exits onto Route 1 south. Continue on Route 1 south for four miles. Foxboro Stadium is on the left. For access to the administration buiilinding, enter lot P4.

From downtown Providence/T.F. Green Airport: Exit T.F. Green airport following signs to I-95 North. Take I-95 North 26 miles to I-495 North (Exit 6B off I-95). Take I-495 North 2.6 miles to Route 1 North (Exit 14). Take Route 1 North 4.4 miles. Foxboro Stadium is on the right.

Patriots Cheerleaders

The New England Patriots are committed to performing at a championship level both on the field and in the community. That commitment is personified by the New England Patriots Cheerleaders, who are considered among the premier professional dance squads in the nation.

The squad provides entertainment to thousands of Patriots fans with their high-energy dance routines on the sidelines of every game at Foxboro Stadium. Their dance routines combine gymnastics, stunts and kick lines. Tracy Sormanti, the staff's director and choreographer, employs a wide repertoire of routines, which has earned the Patriots Cheerleaders a reputation for being among the most versatile in the league.

This year's squad consists of 39 of New England's most talented and beautiful performers. The range of educational backgrounds, which include accounting, primary and secondary education, psychology and exercise physiology, reflects the talents which make up this year's squad.

In addition to performing on the Patriots' sidelines, the Patriots Cheerleaders are also committed to community service. In 1997 alone, the squad volunteered over 1,500 hours of their time to charitable organizations throughout New England. Those appearances assisted numerous charitable organizations, including the Make-A-Wish Foundation, the D.A.R.E. program, the Genesis Fund and Special Olympics.

In addition to their charitable involvement, the Patriots Cheerleaders also make hundreds of appearances for corporations and businesses throughout New England each year. For appearance rates and availability, please contact the Patriots Cheerleaders Director and Choreographer Tracy Sormanti at (508) 543-8200.

1998 New England Patriots Cheerleader Roster



Director/ Choreographer
Tracy Sormanti

Line Captains
Kristine Moccia
Kalen Mace
Nichole Toon
Diane Cefalo

Veterans
Doni Akers
Jill Bertrand

Veterans cont.
Bree Bozzuto
Dena Caporale
Nicole Chapman
Nancy Decker
Ann DuLong
Michelle Ebrecht
April Fitch
Cathe Frechette
Sarah Galarneau
Pam Griffin
Stephanie Hammond
Julie Joyce

Veterans cont.
Kelli LaVita
Lolita Lipa
Tricia Marshall
Chrissy Previti
Sandra Salvucci
Stacie Schifino
Karen Sheehan
Jodi Shelton
Linda Smith
Jodi Stack
Susan Stallman
Heidi Sullivan

Rookies
Valerie Brooks
Renee D'Antuono
Maria DeFrancesco
Jennifer Gibson
Elizabeth Lopez
Lynn Petersen
Dawn Quintiliani
Gabrielle Valliere
Holly Varady

1998 American Football Conference Team Schedules

(All times local.)

BALTIMORE RAVENS

Sept. 6	PITTSBURGH	1:00
Sept. 13	at New York Jets	1:00
Sept. 20	at Jacksonville	4:00
Sept. 27	CINCINNATI	8:00
Oct. 4	OPEN DATE	
Oct. 11	TENNESSEE	1:00
Oct. 18	at Pittsburgh	1:00
Oct. 25	at Green Bay	12:00
Nov. 1	JACKSONVILLE	1:00
Nov. 8	OAKLAND	1:00
Nov. 15	at San Diego	1:00
Nov. 22	at Cincinnati	4:00
Nov. 29	INDIANAPOLIS	1:00
Dec. 6	at Tennessee	3:00
Dec. 13	MINNESOTA	4:00
Dec 20	at Chicago	12:00
Dec. 27	DETROIT	1:00

BUFFALO BILLS

Sept. 6	at San Diego	1:00
Sept. 13	at Miami	1:00
Sept. 20	ST. LOUIS	1:00
Sept. 27	OPEN DATE	
Oct. 4	SAN FRANCISCO	1:00
Oct. 11	at Indianapolis	12:00
Oct. 18	JACKSONVILLE	1:00
Oct. 25	at Carolina	8:00
Nov. 1	MIAMI	1:00
Nov. 8	at New York Jets	4:00
Nov. 15	NEW ENGLAND	1:00
Nov. 22	INDIANAPOLIS	1:00
Nov. 29	at New England	4:00
Dec. 6	at Cincinnati	1:00
Dec. 13	OAKLAND	1:00
Dec. 19	NEW YORK JETS	12:35
Dec. 27	at New Orleans	12:00

CINCINNATI BENGALS

Sept. 6	TENNESSEE	1:00
Sept. 13	at Detroit	1:00
Sept. 20	GREEN BAY	1:00
Sept. 27	at Baltimore	8:00
Oct. 4	OPEN DATE	
Oct. 11	PITTSBURGH	1:00
Oct. 18	at Tennessee	12:00
Oct. 25	at Oakland	1:00
Nov. 1	DENVER	1:00
Nov. 8	at Jacksonville	1:00
Nov. 15	at Minnesota	12:00
Nov. 22	BALTIMORE	4:00
Nov. 29	JACKSONVILLE	1:00
Dec. 6	BUFFALO	1:00
Dec. 13	at Indianapolis	1:00
Dec. 20	at Pittsburgh	1:00
Dec. 27	TAMPA BAY	1:00

DENVER BRONCOS

Sept. 7	NEW ENGLAND	6:00
Sept. 13	DALLAS	2:00
Sept. 20	at Oakland	1:00
Sept. 27	at Washington	1:00
Oct. 4	PHILADELPHIA	2:00
Oct. 11	at Seattle	1:00
Oct. 18	OPEN DATE	
Oct. 25	JACKSONVILLE	2:00
Nov. 1	at Cincinnati	1:00
Nov. 8	SAN DIEGO	2:00
Nov. 16	at Kansas City	7:00
Nov. 22	OAKLAND	2:00
Nov. 29	at San Diego	5:00
Dec. 6	KANSAS CITY	2:00
Dec. 13	at New York Giants	1:00
Dec. 21	at Miami	8:00
Dec. 27	SEATTLE	2:00

INDIANAPOLIS COLTS

Sept. 6	MIAMI	3:00
Sept. 13	at New England	8:00
Sept. 20	at New York Jets	1:00
Sept. 27	NEW ORLEANS	12:00
Oct. 4	SAN DIEGO	12:00
Oct. 11	BUFFALO	12:00
Oct. 18	at San Francisco	1:00
Oct. 25	OPEN DATE	
Nov. 1	NEW ENGLAND	1:00
Nov. 8	at Miami	1:00
Nov. 15	NEW YORK JETS	1:00
Nov. 22	at Buffalo	1:00
Nov. 29	at Baltimore	1:00
Dec. 6	at Atlanta	1:00
Dec. 13	CINCINNATI	1:00
Dec. 20	at Seattle	1:00
Dec. 27	CAROLINA	1:00

JACKSONVILLE JAGUARS

Sept. 6	at Chicago	12:00
Sept. 13	KANSAS CITY	1:00
Sept. 20	BALTIMORE	4:00
Sept. 27	at Tennessee	12:00
Oct. 4	OPEN DATE	
Oct. 12	MIAMI	8:00
Oct. 18	at Buffalo	1:00
Oct. 25	at Denver	2:00
Nov. 1	at Baltimore	1:00
Nov. 8	CINCINNATI	1:00
Nov. 15	TAMPA BAY	4:00
Nov. 22	at Pittsburgh	1:00
Nov. 29	at Cincinnati	1:00
Dec. 6	DETROIT	1:00
Dec.. 13	TENNESSEE	1:00
Dec. 20	at Minnesota	7:00
Dec. 28	PITTSBURGH	8:00

KANSAS CITY CHIEFS

Sept. 6	OAKLAND	7:00
Sept. 13	at Jacksonville	1:00
Sept. 20	SAN DIEGO	12:00
Sept. 27	at Philadelphia	1:00
Oct. 4	SEATTLE	7:00
Oct. 11	at New England	1:00
Oct. 18	OPEN DATE	
Oct. 26	PITTSBURGH	7:00
Nov. 1	NEW YORK JETS	3:00
Nov. 8	at Seattle	1:00
Nov. 16	DENVER	7:00
Nov. 22	at San Diego	1:00
Nov. 29	ARIZONA	12:00
Dec. 6	at Denver	2:00
Dec. 13	DALLAS	3:00
Dec. 20	at N. Y. Giants	1:00
Dec. 26	at Oakland	1:00

MIAMI DOLPHINS

Sept. 6	at Indianapolis	3:00
Sept. 13	BUFFALO	1:00
Sept. 20	PITTSBURGH	1:00
Sept. 27	OPEN DATE	
Oct. 4	at New York Jets	1:00
Oct. 12	at Jacksonville	8:00
Oct. 18	S T. LOUIS	4:00
Oct. 25	NEW ENGLAND	1:00
Nov. 1	at Buffalo	1:00
Nov. 8	INDIANAPOLIS	1:00
Nov. 15	at Carolina	1:00
Nov. 23	at New England	8:00
Nov. 29	NEW ORLEANS	1:00
Dec. 6	at Oakland	1:00
Dec. 13	NEW YORK JETS	8:00
Dec. 21	DENVER	8:00
Dec. 27	at Atlanta	1:00

NEW ENGLAND PATRIOTS

Sept. 7	at Denver	6:00
Sept. 13	INDIANAPOLIS	8:00
Sept. 20	TENNESSEE	1:00
Sept. 27	OPEN DATE	
Oct. 4	at New Orleans	12:00
Oct. 11	KANSAS CITY	1:00
Oct 19	NEW YORK JETS	8:00
Oct. 25	at Miami	1:00
Nov. 1	at Indianapolis	1:00
Nov. 8	ATLANTA	1:00
Nov. 15	at Buffalo	1:00
Nov. 23	MIAMI	8:00
Nov. 29	BUFFALO	4:00
Dec. 6	at Pittsburgh	1:00
Dec. 13	at St. Louis	12:00
Dec. 20	SAN FRANCISCO	1:00
Dec. 27	at New York Jets	1:00

NEW YORK JETS

Sept. 6	at San Francisco	1:00
Sept. 13	BALTIMORE	1:00
Sept. 20	INDIANAPOLIS	1:00
Sept. 27	OPEN DATE	
Oct. 4	MIAMI	1:00
Oct. 11	at St. Louis	3:00
Oct. 19	at New England	8:00
Oct. 25	ATLANTA	1:00
Nov. 1	at Kansas City	3:00
Nov. 8	BUFFALO	4:00
Nov. 15	at Indianapolis	1:00
Nov. 22	at Tennessee	3:00
Nov. 29	CAROLINA	1:00
Dec. 6	SEATTLE	1:00
Dec. 13	at Miami	8:00
Dec. 19	at Buffalo	12:35
Dec. 27	NEW ENGLAND	1:00

OAKLAND RAIDERS

Sept. 6	at Kansas City	7:00
Sept. 13	NEW YORK GIANTS	1:00
Sept. 20	DENVER	1:00
Sept. 27	at Dallas	12:00
Oct. 4	at Arizona	1:00
Oct. 11	SAN DIEGO	1:00
Oct. 18	OPEN DATE	
Oct. 25	CINCINNATI	1:00
Nov. 1	at Seattle	5:00
Nov. 8	at Baltimore	1:00
Nov. 15	SEATTLE	1:00
Nov. 22	at Denver	2:00
Nov. 29	WASHINGTON	1:00
Dec. 6	MIAMI	1:00
Dec. 13	at Buffalo	1:00
Dec. 20	at San Diego	1:00
Dec. 26	KANSAS CITY	1:00

PITTSBURGH STEELERS

Sept. 6	at Baltimore	1:00
Sept. 13	CHICAGO	1:00
Sept. 20	at Miami	1:00
Sept. 27	SEATTLE	4:00
Oct. 4	OPEN DATE	
Oct. 11	at Cincinnati	1:00
Oct. 18	BALTIMORE	1:00
Oct. 26	at Kansas City	7:00
Nov. 1	TENNESSEE	1:00
Nov. 9	GREEN BAY	8:00
Nov. 15	at Tennessee	12:00
Nov. 22	JACKSONVILLE	1:00
Nov. 26	at Detroit	12:35
Dec. 6	NEW ENGLAND	1:00
Dec. 13	at Tampa Bay	1:00
Dec. 20	CINCINNATI	1:00
Dec. 28	at Jacksonville	8:00

SAN DIEGO CHARGERS

Sept. 6	BUFFALO	1:00
Sept. 13	at Tennessee	12:00
Sept. 20	at Kansas City	12:00
Sept. 27	NEW YORK GIANTS	1:00
Oct. 4	at Indianapolis	12:00
Oct. 11	at Oakland	1:00
Oct. 18	PHILADELPHIA	1:00
Oct. 25	SEATTLE	1:00
Nov. 1	OPEN DATE	
Nov. 8	at Denver	2:00
Nov. 15	BALTIMORE	1:00
Nov. 22	KANSAS CITY	1:00
Nov. 29	DENVER	5:00
Dec. 6	at Washington	1:00
Dec. 13	at Seattle	1:00
Dec. 20	OAKLAND	1:00
Dec. 27	at Arizona	2:00

SEATTLE SEAHAWKS

Sept. 6	at Philadelphia	1:00
Sept. 13	ARIZONA	1:00
Sept. 20	WASHINGTON	1:00
Sept. 27	at Pittsburgh	4:00
Oct. 4	at Kansas City	7:00
Oct. 11	DENVER	1:00
Oct. 18	OPEN DATE	
Oct. 25	at San Diego	1:00
Nov. 1	OAKLAND	5:00
Nov. 8	KANSAS CITY	1:00
No. 15	at Oakland	1:00
Nov. 22	at Dallas	12:00
Nov. 29	TENNESSEE	1:00
Dec. 6	at New York Jets	1:00
Dec. 13	SAN DIEGO	1:00
Dec. 20	INDIANAPOLIS	1:00
Dec. 27	at Denver	2:00

TENNESSEE OILERS

Sept. 6	at Cincinnati	1:00
Sept. 13	SAN DIEGO	12:00
Sept. 20	at New England	1:00
Sept. 27	JACKSONVILLE	12:00
Oct. 4	OPEN DATE	
Oct. 11	at Baltimore	1:00
Oct. 18	CINCINNATI	12:00
Oct. 25	CHICAGO	3:00
Nov. 1	at Pittsburgh	1:00
Nov. 8	at Tampa Bay	8:00
Nov. 15	PITTSBURGH	12:00
Nov. 22	NEW YORK JETS	3:00
Nov. 29	at Seattle	1:00
Dec. 6	BALTIMORE	3:00
Dec. 13	at Jacksonville	1:00
Dec. 20	at Green Bay	12:00
Dec.26	MINNESOTA	1135am

1998 National Football Conference Team Schedules

(All times local.)

ARIZONA CARDINALS

Sept. 6	at Dallas	3:00
Sept. 13	at Seattle	1:00
Sept. 20	PHILADELPHIA	5:00
Sept. 27	at St. Louis	12:00
Oct. 4	OAKLAND	1:00
Oct. 11	CHICAGO	1:00
Oct. 18	at New York Giants	1:00
Oct. 25	OPEN DATE	
Nov. 1	at Detroit	1:00
Nov. 8	WASHINGTON	2:00
Nov. 15	DALLAS	2:00
Nov. 22	at Washington	1:00
Nov. 29	at Kansas City	12:00
Dec. 6	NEW YORK GIANTS	2:00
Dec. 13	at Philadelphia	1:00
Dec. 20	NEW ORLEANS	2:00
Dec. 27	SAN DIEGO	2:00

ATLANTA FALCONS

Sept. 6	at Carolina	1:00
Sept. 13	PHILADELPHIA	1:00
Sept. 20	OPEN DATE	
Sept. 27	at San Francisco	1:00
Oct. 4	CAROLINA	1:00
Oct. 11	at New York Giants	8:00
Oct. 18	NEW ORLEANS	1:00
Oct. 25	at New York Jets	1:00
Nov. 1	ST. LOUIS	1:00
Nov. 8	at New England	1:00
Nov. 15	SAN FRANCISCO	1:00
Nov. 22	CHICAGO	1:00
Nov. 29	at St. Louis	12:00
Dec. 6	INDIANAPOLIS	1:00
Dec. 13	at New Orleans	12:00
Dec. 20	at Detroit	1:00
Dec. 27	MIAMI	1:00

CAROLINA PANTHERS

Sept. 6	ATLANTA	1:00
Sept. 13	at New Orleans	12:00
Sept. 20	OPEN DATE	
Sept. 27	GREEN BAY	1:00
Oct. 4	at Atlanta	1:00
Oct. 11	at Dallas	12:00
Oct. 18	at Tampa Bay	1:00
Oct. 25	BUFFALO	8:00
Nov. 1	NEW ORLEANS	1:00
Nov. 8	at San Francisco	1:00
Nov. 15	MIAMI	1:00
Nov. 22	at St. Louis	3:00
Nov. 29	at New York Jets	1:00
Dec. 6	SAN FRANCISCO	1:00
Dec. 13	WASHINGTON	1:00
Dec. 20	ST. LOUIS	1:00
Dec. 27	at Indianapolis	1:00

CHICAGO BEARS

Sept. 6	JACKSONVILLE	12:00
Sept. 13	at Pittsburgh	1:00
Sept. 20	at Tampa Bay	4:00
Sept. 27	MINNESOTA	3:00
Oct. 4	DETROIT	12:00
Oct. 11	atArizona	1:00
Oct. 18	DALLAS	3:00
Oct. 25	at Tennessee	3:00
Nov. 1	OPEN DATE	
Nov. 8	ST. LOUIS	12:00
Nov. 15	at Detroit	8:00
Nov. 22	at Atlanta	1:00
Nov. 29	TAMPA BAY	12:00
Dec. 6	at Minnesota	7:00
Dec. 13	at Green Bay	12:00
Dec. 20	BALTIMORE	12:00
Dec. 27	GREEN BAY	12:00

DALLAS COWBOYS

Sept. 6	ARIZONA	3:00
Sept. 13	at Denver	2:00
Sept. 21	at New York Giants	8:00
Sept. 27	OAKLAND	12:00
Oct. 4	at Washington	1:00
Oct. 11	CAROLINA	12:00
Oct. 18	at Chicago	3:00
Oct. 25	OPEN DATE	
Nov. 2	at Philadelphia	8:00
Nov. 8	NEW YORK GIANTS	12:00
Nov. 15	at Arizona	2:00
Nov. 22	SEATTLE	12:00
Nov. 26	MINNESOTA	3:00
Dec. 6	at New Orleans	12:00
Dec. 13	at Kansas City	3:00
Dec. 20	PHILADELPHIA	3:00
Dec. 27	WASHINGTON	7:00

DETROIT LIONS

Sept. 6	at Green Bay	12:00
Sept. 13	CINCINNATI	1:00
Sept. 20	at Minnesota	12:00
Sept. 28	TAMPA BAY	8:00
Oct. 4	at Chicago	12:00
Oct. 11	OPEN DATE	
Oct. 15	GREEN BAY	8:00
Oct. 25	MINNESOTA	1:00
Nov. 1	ARIZONA	1:00
Nov. 8	at Philadelphia	1:00
Nov. 15	CHICAGO	8:00
Nov. 22	at Tampa Bay	1:00
Nov. 26	PITTSBURGH	12:35
Dec. 6	at Jacksonville	1:00
Dec. 14	at San Francisco	5:00
Dec. 20	ATLANTA	1:00
Dec. 27	at Baltimore	1:00

GREEN BAY PACKERS

Sept. 6	DETROIT	12:00
Sept. 13	TAMPA BAY	12:00
Sept. 20	at Cincinnati	1:00
Sept. 27	at Carolina	1:00
Oct. 5	MINNESOTA	7:00
Oct. 11	OPEN DATE	
Oct. 15	at Detroit	8:00
Oct. 25	BALTIMORE	12:00
Nov. 1	SAN FRANCISCO	3:00
Nov. 9	at Pittsburgh	8:00
Nov. 15	at New York Giants	4:00
Nov. 22	at Minnesota	12:00
Nov. 29	PHILADELPHIA	3:00
Dec. 7	at Tampa Bay	8:00
Dec. 13	CHICAGO	12:00
Dec. 20	TENNESSEE	12:00
Dec. 27	at Chicago	12:00

MINNESOTA VIKINGS

Sept. 6	TAMPA BAY	12:00
Sept. 13	at St. Louis	12:00
Sept. 20	DETROIT	12:00
Sept. 27	at Chicago	3:00
Oct. 5	at Green Bay	7:00
Oct. 11	OPEN DATE	
Oct. 18	WASHINGTON	12:00
Oct. 25	at Detroit	1:00
Nov. 1	at Tampa Bay	1:00
Nov. 8	NEW ORLEANS	12:00
Nov. 15	CINCINNATI	12:00
Nov. 22	GREEN BAY	12:00
Nov. 26	at Dallas	3:00
Dec. 6	CHICAGO	7:00
Dec. 13	at Baltimore	4:00
Dec. 20	JACKSONVILLE	7:00
Dec. 26	at Tennessee	11:35 a.m.

NEW ORLEANS SAINTS

Sept. 6	at St. Louis	12:00
Sept. 13	CAROLINA	12:00
Sept. 20	OPEN DATE	
Sept. 27	at Indianapolis	12:00
Oct. 4	NEW ENGLAND	12:00
Oct. 11	SAN FRANCISCO	12:00
Oct. 18	at Atlanta	1:00
Oct. 25	TAMPA BAY	12:00
Nov. 1	at Carolina	1:00
Nov. 8	at Minnesota	12:00
Nov. 15	ST. LOUIS	12:00
Nov. 22	at San Francisco	5:00
Nov. 29	at Miami	1:00
Dec. 6	DALLAS	12:00
Dec. 13	ATLANTA	12:00
Dec. 20	at Arizona	2:00
Dec. 27	BUFFALO	12:00

NEW YORK GIANTS

Sept. 6	WASHINGTON	1:00
Sept. 13	at Oakland	1:00
Sept. 21	DALLAS	8:00
Sept. 27	at San Diego	1:00
Oct. 4	at Tampa Bay	4:00
Oct 11	ATLANTA	8:00
Oct. 18	ARIZONA	1:00
Oct. 25	OPEN DATE	
Nov. 1	at Washington	1:00
Nov. 8	at Dallas	12:00
Nov. 15	GREEN BAY	4:00
Nov. 22	PHILADELPHIA	1:00
Nov. 30	at San Francisco	5:00
Dec. 6	at Arizona	2:00
Dec. 13	DENVER	1:00
Dec. 20	KANSAS CITY	1:00
Dec. 27	at Philadelphia	4:00

PHILADELPHIA EAGLES

Sept. 6	SEATTLE	1:00
Sept. 13	at Atlanta	1:00
Sept. 20	at Arizona	5:00
Sept. 27	KANSAS CITY	1:00
Oct. 4	at Denver	2:00
Oct. 11	WASHINGTON	1:00
Oct. 18	at San Diego	1:00
Oct. 25	OPEN DATE	
Nov. 2	DALLAS	8:00
Nov. 8	DETROIT	1:00
Nov. 15	at Washington	1:00
Nov. 22	at New York Giants	1:00
Nov. 29	at Green Bay	3:00
Dec. 3	ST. LOUIS	8:00
Dec. 13	ARIZONA	1:00
Dec. 20	at Dallas	3:00
Dec. 27	NEW YORK GIANTS	4:00

SAN FRANCISCO 49ERS

Sept. 6	NEW YORK JETS	1:00
Sept. 14	at Washington	8:00
Sept. 20	OPEN DATE	
Sept. 27	ATLANTA	1:00
Oct. 4	at Buffalo	1:00
Oct. 11	at New Orleans	12:00
Oct. 18	INDIANAPOLIS	1:00
Oct. 25	at St. Louis	12:00
Nov. 1	at Green Bay	3:00
Nov. 8	CAROLINA	1:00
Nov. 15	at Atlanta	1:00
Nov. 22	NEW ORLEANS	5:00
Nov. 30	N.Y. GIANTS	5:00
Dec. 6	at Carolina	1:00
Dec. 14	DETROIT	5:00
Dec. 20	at New England	1:00
Dec. 27	ST. LOUIS	1:00

ST. LOUIS RAMS

Sept. 6	NEW ORLEANS	12:00
Sept. 13	MINNESOTA	12:00
Sept. 20	at Buffalo	1:00
Sept. 27	ARIZONA	12:00
Oct. 4	OPEN DATE	
Oct. 11	NEW YORK JETS	3:00
Oct. 18	at Miami	4:00
Oct. 25	SAN FRANCISCO	12:00
Nov. 1	at Atlanta	1:00
Nov. 8	at Chicago	12:00
Nov. 15	at New Orleans	12:00
Nov. 22	CAROLINA	3:00
Nov. 29	ATLANTA	12:00
Dec. 3	at Philadelphia	8:00
Dec. 13	NEW ENGLAND	12:00
Dec. 20	at Carolina	1:00
Dec. 27	at San Francisco	1:00

TAMPA BAY BUCCANEERS

Sept. 6	at Minnesota	12:00
Sept. 13	at Green Bay	12:00
Sept. 20	CHICAGO	4:00
Sept. 28	at Detroit	8:00
Oct. 4	NEW YORK GIANTS	4:00
Oct. 11	OPEN DATE	
Oct. 18	CAROLINA	1:00
Oct. 25	at New Orleans	12:00
Nov. 1	MINNESOTA	1:00
Nov. 8	TENNESSEE	8:00
Nov. 15	at Jacksonville	4:00
Nov. 22	DETROIT	1:00
Nov. 29	at Chicago	12:00
Dec. 7	GREEN BAY	8:00
Dec. 13	PITTSBURGH	1:00
Dec. 19	at Washington	4:00
Dec. 27	at Cincinnati	1:00

WASHINGTON REDSKINS

Sept. 6	at New York Giants	1:00
Sept. 14	SAN FRANCISCO	8:00
Sept. 20	at Seattle	1:00
Sept. 27	DENVER	1:00
Oct. 4	DALLAS	1:00
Oct. 11	at Philadelphia	1:00
Oct. 18	at Minnesota	12:00
Oct. 25	OPEN DATE	
Nov. 1	NEW YORK GIANTS	1:00
Nov. 8	at Arizona	2:00
Nov. 15	PHILADELPHIA	1:00
Nov. 22	ARIZONA	1:00
Nov. 29	at Oakland	1:00
Dec. 6	SAN DIEGO	1:00
Dec. 13	at Carolina	1:00
Dec. 19	TAMPA BAY	4:00
Dec. 27	at Dallas	7:00

National Football League

280 Park Avenue • New York, NY 10017 • (212) 450-2000 • (212) 281-7573 (Fax)

AMERICAN FOOTBALL CONFERENCE

BALTIMORE RAVENS
11001 Owings Mills Blvd.
Owings Mills, MD 21117
(410) 654-6200
(410) 654-6249 (FAX)

BUFFALO BILLS
Rich Stadium
One Bills Drive
Orchard Park, NY 14127
(716) 648-1800
(716) 649-6446 (FAX)

CINCINNATI BENGALS
1574 West 8th Street
Cincinnati, OH 45204
(513) 621-3550
(513) 621-3570 (FAX)

DENVER BRONCOS
13655 Broncos Parkway
Englewood, CO 80112
(303) 649-9000
(303) 649-9355 (FAX)

INDIANAPOLIS COLTS
7001 West 56th Street
Indianapolis, IN 46254
(317) 297-2658
(317) 297-8971 (FAX)

JACKSONVILLE JAGUARS
One Allteal Stadium Place
Jacksonville, FL 32202
(904) 633-6000
(904) 633-6050 (FAX)

KANSAS CITY CHIEFS
One Arrowhead Drive
Kansas City,MO 64129
(816) 924-9300
(816) 923-4719 (FAX)

OAKLAND RAIDERS
1220 Harbor Bay Parkway
Alameda, CA 94502
(510) 864-5000
(510) 864-5160 (FAX)

MIAMI DOLPHINS
Joe Robbie Stadium
7500 S.W. 30th St.
Davie, FL 33314
(954) 452-7000
(954) 452-7055 (FAX)

NEW ENGLAND PATRIOTS
60 Washington Street
Foxboro, MA 02035
(508) 543-8200
(508) 543-9053 (FAX)

NEW YORK JETS
1000 Fulton Avenue
Hempstead, NY 11550
(516) 560-8100
(516) 560-8198 (FAX)

PITTSBURGH STEELERS
Three Rivers Stadium
300 Stadium Circle
Pittsburgh, PA 15212
(412) 323-1200
(412) 323-2183 (FAX)

SAN DIEGO CHARGERS
Qualcomm Stadium
9449 Friars Road
San Diego, CA 92108
(619) 874-4500
(619) 292-2760 (FAX)

SEATTLE SEAHAWKS
11220 N.E. 53rd Street
Kirkland, WA 98033
(206) 827-9777
(425) 893-5108(FAX)

TENNESSEE OILERS
Baptist Sports Park
7640 Highway 70 South
Nashville, TN 37221
(615) 673-1500

NATIONAL FOOTBALL CONFERENCE

ARIZONA CARDINALS
8701 South Hardy Drive
Tempe, AZ 85284-2800
(602) 379-0101
(602) 379-1821 (FAX)

ATLANTA FALCONS
One Falcon Place
Suwanee, GA 30024-2198
(770) 945-1111
(770) 945-6566 (FAX)

CAROLINA PANTHERS
800 South Mint Street
Charlotte, NC 28202
(704) 358-7000
(704) 358-7656 (FAX)

CHICAGO BEARS
1000 Football Drive
Halas Hall @ Conway Park
250 North Washington Road
Lake Forest, IL 60045
(847) 295-6600
(847) 615-2387 (FAX)

DALLAS COWBOYS
One Cowboys Parkway
Irving, TX 75063-4999
(972) 556-9900
(972) 556-9970 (FAX)

DETROIT LIONS
1200 Featherstone Road
Pontiac, MI 48342
(810) 335-4131
(810) 335-0764 (FAX)

GREEN BAY PACKERS
1265 Lombardi Avenue
Green Bay, WI 54307
(920) 496-5700
(920) 496-5712 (FAX)

MINNESOTA VIKINGS
9520 Viking Drive
Eden Prairie, MN 55344
(612) 828-6500
(612) 828-6540 (FAX)

NEW ORLEANS SAINTS
5800 Airline Highway
Metairie, LA 70003
(504) 733-0255
(504) 731-1888 (FAX)

NEW YORK GIANTS
Giants Stadium
East Rutherford, NJ 07073
(201) 935-8111
(201) 935-8493 (FAX)

PHILADELPHIA EAGLES
Veterans Stadium
3501 S. Broad Street
Philadelphia, PA 19148
(215) 463-2500
(215) 339-5464 (FAX)

SAN FRANCISCO 49ERS
4949 Centennial Boulevard
Santa Clara, CA 95054-1229
(408) 562-4949
(408) 727-2760 (FAX)

ST. LOUIS RAMS
1 Rams Way
St. Louis, MO 63045
(314) 982-7267
(314) 770-9261 (FAX)

TAMPA BAY BUCCANEERS
One Buccaneer Place
Tampa, FL 33607
(813)870-2700
(813) 878-0813 (FAX)

WASHINGTON REDSKINS
21300 Redskin Park Drive
Ashburn, VA 20147
(703) 478-8900
(703) 729-7605 (FAX)

THE NEW ENGLAND PATRIOTS
Charitable Foundation

New England Patriots Foundation

THE NEW ENGLAND PATRIOTS CHARITABLE FOUNDATION, INC. IS THE VEHICLE THROUGH WHICH THE TEAM MAKES DONATIONS TO CHARITABLE AND PHILANTHROPIC ORGANIZATIONS IN NEW ENGLAND THROUGH DIRECT GRANTS AND AUCTION ITEMS WHICH PARTICIPATING ORGANIZATIONS USE TO RAISE FUNDS.

Since its establishment in 1994 as a non-profit organization, the Foundation has contributed more than $1 million toward its goal of helping to support the youth and families of New England, contributing more than 75% of funds raised to benefit more than 3,000 non-profit organizations throughout New England.

The New England Patriots Charitable Foundation maintains a special relationship with a number of community partners whose goals match the Foundation's mission. These community partners include The Boys and Girls Clubs of Boston, The R.O.S.E. Fund, The New England Patriots Adopt-A-Child Holiday Programs with the Salvation Army and Goodwill / Morgan Memorial, and our sister organization, the New England Revolution.

"Our mission is to assist a variety of charitable organizations and programs that foster cultural diversity, education, family and health. The Foundation uses its resources to serve the youth of New England by encouraging their education, growth, creativity, and development of character; and to help provide a better quality of life in the communities the Foundation serves."

The Foundation has teamed up with the Boys and Girls Clubs of Boston to assist the clubs in fulfilling their mission to provide activities and counseling services which assist in the educational, emotional, physical and social development of Boston's inner city youth. The New England Patriots Charitable Foundation Ticket Program donates 200 tickets per game to the Boys and Girls Clubs of Boston to bring inner city youth to Patriots games.

The Foundation is actively involved with the R.O.S.E. (Regaining One's Self-Esteem) Fund, a program committed to helping end violence against women and assisting women survivors of violence to regain their self-esteem and rebuild their lives. For the past four years, the New England Patriots Charitable Foundation's president, Myra H. Kraft, has served as the honorary chair of the R.O.S.E. Fund's annual awards dinner, which is the organization's primary fund raiser.

Each winter, the Foundation joins the New England Patriots players in participating in the holiday Adopt-A-Family programs with Goodwill / Morgan Memorial and the Salvation Army. These programs provide Thanksgiving food baskets and toys for more than 300 children and families during the holiday season.

With the establishment in 1996 of the New England Revolution, one of 12 Major League Soccer franchises, the Kraft family augmented the Foundation's role by cooperating with the Revolution to assist the development of youth soccer programs and soccer-related community organizations in New England.

During the coming season, the Foundation will initiate a number of new initiatives, including those dealing with domestic violence, health issues in the minority community, race relations and increased support for youth football and soccer programs in the region.

To Contact The Foundation

For more information about the New England Patriots Charitable Foundation, Inc., please contact Associate Director Joshua Blumenthal at (508) 543-8200. If you have a charitable request, please make it in writing on your charitable organization's letterhead and mail it at least six weeks prior to your event to:

New England Patriots Charitable Foundation
c/o Joshua Blumenthal, Foxboro Stadium, 60 Washington St., Foxboro, MA 02035

READ ALL ABOUT IT!!

PATRIOTS ON THE INTERNET

www.patriots.com
Featuring Patriots Cyber Sideline-The world's first nightly webcast
Fans are finding that there's no place like the Patriots' home page! For the fourth consecutive season, fans worldwide can retrieve the latest Patriots information via the World Wide Web. While visiting, fans will have access to the latest news, views and previews of upcoming games. Simply stop at www.patriots.com and you will be treated to the following:

- SEE and HEAR Pete Carroll's daily press conferences...LIVE!
- HEAR Drew Bledsoe's comments following each game.
- BREAKDOWN each game with in-depth previews and reviews.
- EXAMINE the game-breaking plays each week.
- VIEW pictures from each game and every practice.
- PERUSE the Patriots' weekly press releases.
- EXPRESS your opinion on matters regarding the Pats.
- PURCHASE Patriots merchandise via our on-line Pro Shop.
- CHECK out the Patriots' Cheerleader of the Week.
- PLAY Patriots Fantasy Forecast.

For web site development, contact Online Evirons, Inc. at (617) 661-6333 or www.environs.com.

www.nfl.com
For an in depth look at the other 29 teams in the NFL, the latest news about the National Football League or scoring updates on Sunday's during the 1998 season, just type in www.nfl.com.

Attention media: The NFL will once again offer www.nflmedia.com. This site was constructed for the media and will include all NFL and team releases plus much more.

Patriots Football Weekly
THE OFFICIAL NEWSPAPER OF THE NEW ENGLAND PATRIOTS

Patriots fans can follow the team all year long with a subscription to *Patriots Football Weekly* - the official newspaper of the New England Patriots. The full-color newspaper is published weekly throughout the season and monthly during the offseason. It is the only full-color publication of its kind and provides readers with exclusive insight to the New England Patriots. Each issue of Patriots Football Weekly is loaded with news, previews and reviews. Readers will enjoy weekly columns with head coach Pete Carroll (Carroll's Corner), Philadelphia Daily News' Paul Domowitch and the Buffalo News' Vic Carucci in addition to the behind-the-scenes information made available only to PFW readers. To subscribe to Patriots Football Weekly, call 1-800-494-PATS.

Patriots Football Weekly subscribers can also get the Patriots Football Weekly online-the electronic version of every Patriots fan's favorite newspaper. The page is located on the internet at:

www.pfwonline.com

PFWonline will provide fans with everything they have come to expect from the newspaper with expanded interviews and faster delivery.

Become Part of the Game

Wear Starter Authentic Patriots Apparel

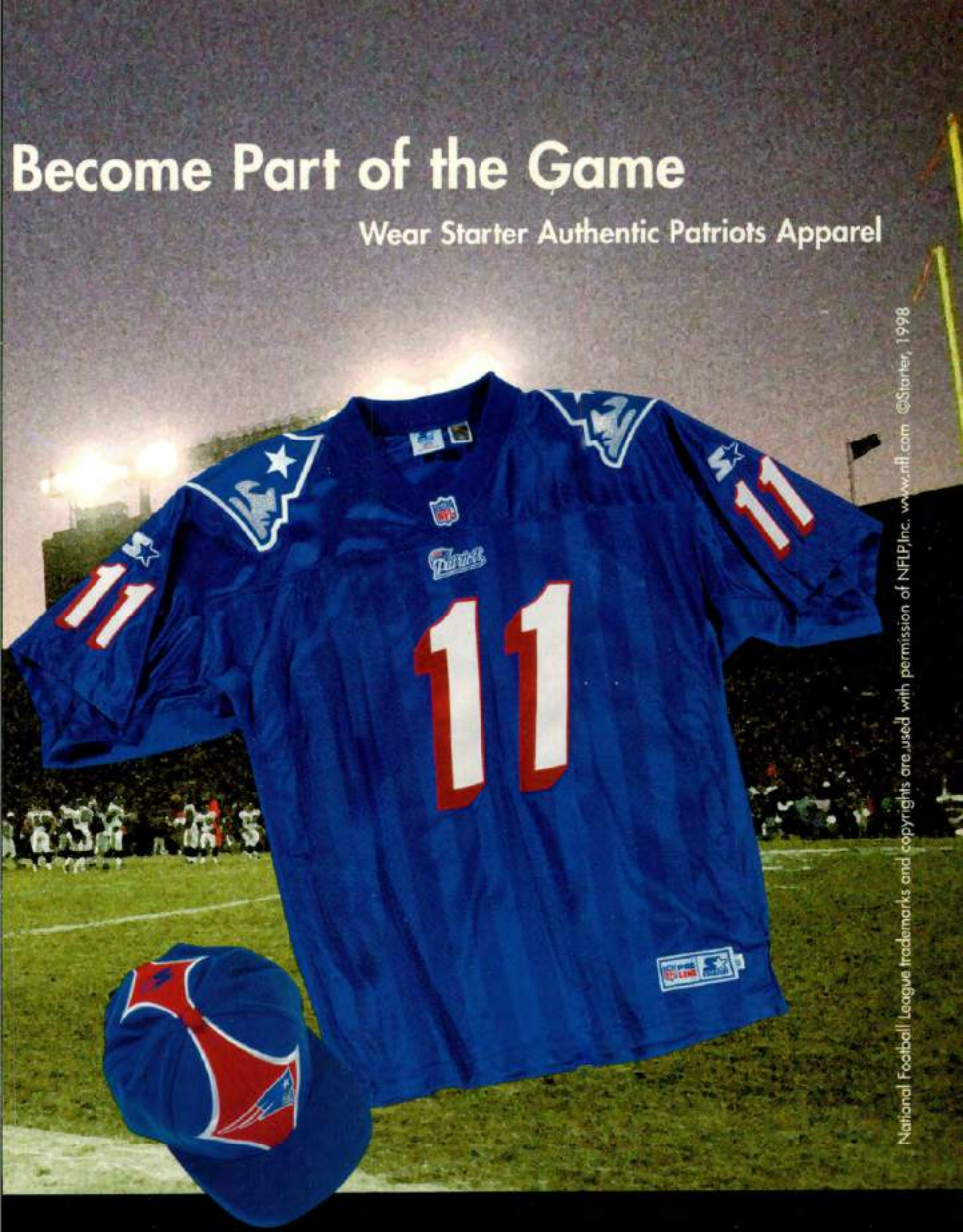

National Football League trademarks and copyrights are used with permission of NFLP, Inc. www.nfl.com ©Starter, 1998

PATRIOTS

NFL

Pro Shop

STARTER
www.starter.com

Like
You've
Never Heard
Them Before
THE PATRIOTS ROCK NETWORK
(IN STEREO)
WBCN
104.1 FM