


2022

NEW YORK FOOTBALL GIANTS
INFORMATION GUIDE







More publications available at:

www.retroseasons.com/library/

2022 GIANTS SCHEDULE

REGULAR SEASON

DATE	OPPONENT	TIME	TV
SEP. 11	AT TENNESSEE	4:25 PM	FOX
SEP. 18	CAROLINA	1:00 PM	FOX
SEP. 26 (MON)	DALLAS	8:15 PM	ESPN/ABC
OCT. 2	CHICAGO	1:00 PM	FOX
OCT. 9 (LONDON)	AT GREEN BAY	9:30 AM	FOX
OCT. 16	BALTIMORE	1:00 PM	CBS
OCT. 23	AT JACKSONVILLE	1:00 PM	FOX
OCT. 30	AT SEATTLE	4:25 PM	FOX
	BYE		
NOV. 13	HOUSTON	1:00 PM	CBS
NOV. 20	DETROIT	1:00 PM	FOX
NOV. 24 (THURS)	AT DALLAS	4:30 PM	FOX
DEC. 4	WASHINGTON	1:00 PM	FOX
DEC. 11	PHILADELPHIA	1:00 PM	FOX
DEC. 17/18	AT WASHINGTON	TBD	TBD
DEC. 24 (SAT)	AT MINNESOTA	1:00 PM	FOX
JAN. 1	INDIANAPOLIS	1:00 PM	CBS
JAN. 7/8	AT PHILADELPHIA	TBD	TBD

*TIME SUBJECT TO CHANGE

ALL TIMES EASTERN

CREDENTIALS

All season credentials must be submitted through the Giants online credentialing system, giants.com/mediacreds by Editors and Sports Directors. Headshots for media members for whom you are submitting requests are required. For questions regarding credentials, email Maddi Harris at Maddi.Harris@Giants.NFL.net

ONLINE PRESSROOM

The Giants online media center, NFLONG.com, is a "one-stop shop" aimed at assisting media in their daily coverage of the team. Content includes broadcast quality audio and video, updated practice availability, practice schedules plus more.

The site requires a username and password and all content is downloadable and approved for editorial use. Media requesting access can send an email to Maddi Harris at Maddi.Harris@Giants.NFL.net.



2022 NEW YORK GIANTS INFORMATION GUIDE

Editors: Dion Dargin, Michael Eisen, Jennifer Escalante, Maddi Harris

Layout & Design: Doug Murphy

Special Assistance: Helen Strus, Bob Papa, Elias Sports Bureau, John Berti

Photography: Evan Pinkus, Jerry Pinkus, Matthew Swensen, AP Images, Jim Turner, Giants Photo Archives

All Rights Reserved. Copyright © 2022 New York Football Giants, Inc.

#TogetherBlue

TABLE OF CONTENTS

METLIFE STADIUM

MetLife Stadium	5
MetLife Sports Complex Parking Map	6
MetLife Stadium Level by Level	7
Giants Club Directory	11

FRONT OFFICE

John K. Mara	14
Steve Tisch	15
Chris Mara	16
Jonathan Tisch	17
Joe Schoen	18

COACHING STAFF

Brian Daboll	20
Mike Kafka	22
Don "Wink" Martindale	23
Thomas McGaughey	24
Assistant Coaching Staff	26
All-Time Assistant Coaches	45
Giants Staff	48

PLAYERS

Giants Roster	70
Player Bios	71-210
Additional Rookies & First-Year Players	211

2021 SEASON

Regular Season Records	224
NFL Standings	225
Postseason	226
Giants Individual Offensive Stats	227
Giants Individual Defensive Stats	228
Game Summaries	229-245
Participation Chart	246
Game-by-Game Starters	247
How The Giants Were Built	248
Giants Team Scoring	249
Game-by-Game Offense	250
Game-by-Game Defense	251
Drive Efficiency	252
Third Down Efficiency	253
Individual Bests	254
Big Offensive Plays	256-258
Transactions	259-266
The Last Time	267

HISTORY

History of the New York Football Giants	272-297
Uniform & Logo History	298-300
Hall of Fame	301-310

Retired Giants Numbers	311
Giants in the Ring of Honor	313
Giants Number One Selections	321
History of Giants Drafts	322
All-Time Roster	331
Giants In The Pro Bowl	350

RECORDS

Giants All-Time Top Ten	352
Giants Individual Records	354-362
Giants Team Records Game	363-366
Giants Team Records Season	367-370
Giants Rushing Honor Roll	371
Giants Passing Honor Roll	372
Giants Receiving Honor Roll	373
Giants Season Leaders-Scoring	374
Giants Season Leaders-Rushing	375
Giants Season Leaders-Passing	376
Giants Season Leaders-Receiving	376
Giants Season Leaders-Interceptions	377
Giants Season Leaders-Sacks	378
Giants Season Leaders-All-Purpose Yards	378
Giants Longest Plays	378

POSTSEASON

Giants Postseason Record	381
Giants Postseason Capsules	381-398
Giants Individual Postseason Records	399-402
Giants Team Postseason Records	403-405

GIANTS RECORDS AND RESULTS

Giants Win/Loss Records	406
Giants Composite Record	406
Giants vs. Defunct NFL Teams	406
Giants vs. the NFC East	406
Giants vs. the AFC	407
Giants in Overtime	407
Giants on Sunday Night	407
Giants on Monday Night	408
Milestone Games	408
Giants Year-by-Year Results	408-420
Giants Preseason Year-by-Year Results	420-423
Giants All-Time Series Results	423-431



METLIFE STADIUM HOME OF THE GIANTS



In 2010, the Giants moved into a beautiful, new, state-of-the-art stadium built just a few yards from where Giants Stadium stood for more than three decades. MetLife Stadium is the nation's finest football stadium. It seats 82,500 fans and is one of the NFL's most technologically advanced stadiums.

MetLife Stadium took more than 4 million man-hours and \$1.6 billion to build. The stadium features more than 9,000 club seats, 221 suites and 130,000 square feet of state-of-the-art club lounges. The first row of seats is just 46 feet from the sidelines and the sightlines are superb. The Giants' home is 2.1 million square feet, compared to Giants Stadium's 900,000 square feet. It has four 30 feet by 118 feet high-definition video screens, a 350,000 square foot outdoor plaza filled with interactive activities for fans of all ages.

On Feb. 2, 2014, MetLife Stadium hosted a historic event. It was the site of Super Bowl XLVIII, the first Super Bowl to be played outdoors at a cold weather venue. The Seattle Seahawks defeated the Denver Broncos, 43-8.

In its inaugural 2010 season, the Giants' home was known simply as New Meadowlands Stadium. On Aug. 23, 2011 the Giants, Jets and MetLife announced the signing of a 25-year agreement to name the teams' home venue MetLife Stadium.

"Our partnership with the Giants and Jets goes back to 2008 when we became the first cornerstone sponsor here at the stadium," said Steven A. Kandarian, president and chief executive officer of MetLife. "This expanded partnership provides significant benefits for both sides. MetLife secures the naming rights to a world class venue that will extend the reach of our brand to levels unmatched in the industry. And the Jets and Giants gain a sponsor with a history of financial strength and a brand as strong and storied as their own. MetLife Stadium is clearly one of the world's premier sports marketing facilities."

The NFL's premier venue opened for business in 2010. In addition to being the only stadium that is home to two NFL teams and Super Bowl XLVIII, it hosts dozens of non-NFL events each year including concerts, NCAA football and lacrosse games and international soccer matches.

The entire Meadowlands Sports Complex has been renamed The MetLife Sports Complex.

"It is truly an honor for our team to be affiliated with such a wonderful partner," said John Mara, president and chief executive officer of the Giants. "I know how much MetLife means to so many in New York and New Jersey, as an employer, as a trusted provider of financial services, and as a great corporate citizen. The company's huge presence and influence in our area makes it a natural fit for this stadium and the strength, stability and quality of MetLife matches perfectly with the characteristics that the Giants try to achieve in all aspects of our aspirations. MetLife is a true leader in its industry and brings a powerful, well-known brand that reflects very well on our stadium and what we're trying to accomplish here. For the Giants in particular, MetLife's reputation and long history are very appealing qualities that resonate with us on a very basic level. We are both organizations that value heritage and legacy."

"MetLife Stadium immediately joins the ranks of the most prestigious, high-profile sports-branded venues in the world, and that's the way it should be," said Steve Tisch, the Giants' chairman and executive vice president. "If you look at MetLife and the marketing and branding assets they have, you can understand how proud we feel that they have selected our stadium as the one they want their name on. Clearly MetLife realizes what a unique situation we have: two NFL home teams and twice as many games over the course of the season. And of course, we are very proud that MetLife has recognized just what a fantastic, one-of-a-kind facility this stadium is."

The 2022 season will be the Giants' 13th in MetLife Stadium. They are 45-53 in regular-season games and 1-0 in the postseason, defeating Atlanta in a 2011 NFC Wild Card game on their way to winning Super Bowl XLVI. MetLife Stadium has hosted numerous prestigious events, including NFL, college football and soccer games, and concerts. In 2014, the stadium was the site of Super Bowl XLVIII, the first outdoor Super Bowl played in a "cold weather" city. Seattle defeated Denver, 43-8.

METLIFE STADIUM PARKING SITE MAP



Parking Legend	
— NJ Route 3 from East	 General Parking
— NJ Route 3 from West	 Accessible Parking
— NJ Turnpike Interchange 18W	 Charter Bus Parking
— NJ Turnpike Interchange 16W	● Lot P Shuttle Bus Pick-Up and Drop-Off Locations
— Paterson Plank Road (NJ 120)	▲ Arena Shuttle Bus Pick-Up and Drop-Off Locations
— Washington Avenue (CR 501)	★ Taxi /Limo Drop-Off
	◆ Rail Station
	◀▶ Buses to NYC Port Authority
	★ ADA Pick-Up and Drop-Off Location
	 Pick-Up and Drop-Off



www.511NJ.org

**Real-Time
Traffic Information**
Dial 511 or
1-866-511-6538
At first prompt say:
"Meadowlands"

METLIFE STADIUM LEVEL-BY-LEVEL

PLAZA LEVEL



	Guest Services		First Aid		Family Restrooms		Stairs		Escalator
	ATMs		Men's & Women's Restrooms		Retail Location		Ramp		Elevator
	Nursing Suite		MetLife 50 Club						

METLIFE STADIUM LEVEL-BY-LEVEL

100 CONCOURSE



Note: Sections 134-143
must enter from the Plaza Level

Guest Services	First Aid	Family Restrooms	Stairs	Escalator
ATMs	Men's & Women's Restrooms	Retail Location	Ramp	Elevator
		Charging Station SEC 111C, 115C, 133		

METLIFE STADIUM LEVEL-BY-LEVEL

200 CONCOURSE

Note: Sections 201-207a and 245a-250b should be accessed through the Bud Light or Pepsi corners

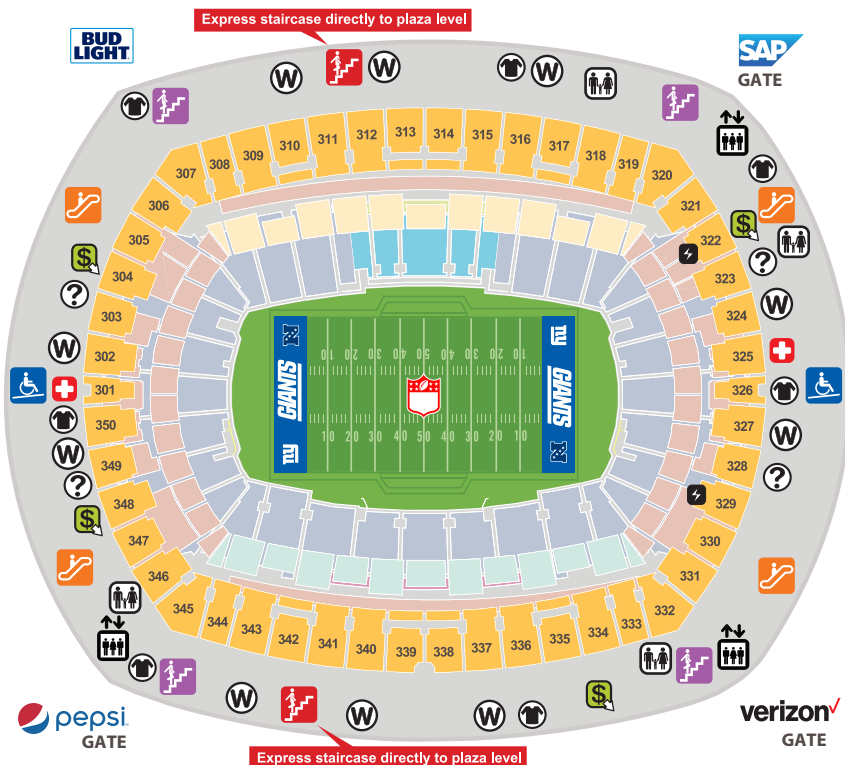


Note: Sections 220a-232a should be accessed through the Verizon or SAP corners

Guest Services	First Aid	Family Restrooms	Stairs	Escalator
ATMs	Men's & Women's Restrooms	Retail Location	Ramp	Elevator
Charging Station SEC 210, 218, 232A, 235, 244, 245A				

METLIFE STADIUM LEVEL-BY-LEVEL

300 CONCOURSE



Guest Services	First Aid	Family Restrooms	Stairs	Escalator
ATMs	Men's & Women's Restrooms	Retail Location	Ramp	Elevator
		Charging Station SEC 322, 329		

NEW YORK GIANTS CLUB DIRECTORY

NEW YORK FOOTBALL GIANTS

QUEST DIAGNOSTICS TRAINING CENTER • 1925 GIANTS DRIVE • EAST RUTHERFORD, NJ 07073

PHONE: 201-935-8111

OWNERSHIP

John K. Mara, Esq.	President & Chief Executive Officer
Steve Tisch	Chairman & Executive Vice President
Jonathan Tisch	Treasurer
Chris Mara	Senior Vice President, Player Personnel
Lacy Boughn	Assistant to Chairman and EVP
Ann Durante	Assistant to President and CEO
Nicole Kelly	Assistant to President and CEO

FOOTBALL OPERATIONS

Joe Schoen	Senior Vice President and General Manager
Brandon Brown	Assistant General Manager
Kevin Abrams	SVP of Football Operations & Strategy
Jessie Armstead	Special Assistant to the General Manager
Ben Burruss	Football Data & Innovation Research Analyst
Matthew Dodson	Scouting Research Analyst
Clark Ewen	Football Data & Innovation Analyst
Courtney Kennedy	Football Data & Innovation Coordinator
Maxwell Kirin	Football Data & Systems Coordinator
Carmen Pizzano	Assistant Video Director
Tyseer Siam	Director of Football Data & Innovation
Charles Tisch	Football Operations Assistant
Ed Triggs	Director of Football Operations
Stephen Venditti	Assistant Video Director

COACHING STAFF

Brian Daboll	Head Coach
Mike Kafka	Offensive Coordinator
Don "Wink" Martindale	Defensive Coordinator
Thomas McGaughey	Special Teams Coordinator
Laura Young	Director of Coaching Operations
Angela Baker	Offensive Quality Control Coach
Andy Bischoff	Tight Ends Coach
Anthony Blevins	Assistant Special Teams Coach
Bryan Cox	Assistant Defensive Line Coach
John Egorugwu	Inside Linebackers Coach
Mike Groh	Wide Receivers Coach
Jerome Henderson	Defensive Backs Coach
Bobby Johnson	Offensive Line Coach
Christian Jones	Offensive Assistant
Cade Knox	Offensive Assistant/Game Manager
Andre Patterson	Defensive Line Coach
DeAndre Smith	Running Backs Coach
Tony Sparano Jr.	Assistant Offensive Line Coach
Shea Tierney	Quarterbacks Coach
Michael Treier	Assistant Defensive Backs Coach
Drew Wilkins	Outside Linebackers Coach
Kevin Wilkins	Defensive Assistant
Nick Williams	Quality Control/Special Teams Coach

ADMINISTRATION

Jerry Meade	Vice President of Security
Jim Phelan	Vice President of Team Operations
Jeff Conroy	Director of Team Operations
Mike Keating	Security Supervisor
Jim Ryan	Team Security Coordinator
Mike Murphy	Team Security
Vinny Byron	Team Security

BUSINESS INTELLIGENCE

Russell Sabetti	VP, Strategy & Business Intelligence
Kelly Foye	Senior Manager, CRM & Data Strategy

COMMUNICATIONS

Pat Hanlon	Senior Vice President of Communications
Jennifer Escalante	VP of Strategic Communications
Dion Dargin	Director of Football Communications
Maddi Harris	Communications Coordinator

COMMUNITY RELATIONS

Frank Mara	Vice President of Community Relations
Allison Stangeby	Vice President of Community & Corporate Relations
Ethan Medley	Director of Community Relations & Youth Football
Joann Lamneck	Director of Alumni Relations
Alyssa Agrifolio	Managing Director, Corporate Giving
Tara Belinsky	Community & Youth Football Manager

CORPORATE PARTNERSHIPS

Dan Lynch	Vice President, Corporate Partnerships
Jessica Slenker	Vice President, Partnership Strategy & Activation
Chris Robertson	Director, Corporate Partnership Operations
Katie Carew	Director, Corporate Partnerships
Stephen Fiorella	Director, Corporate Partnerships
Mark Gennarelli	Director, Corporate Partnerships
Conor Mara	Account Executive, Corporate Partnerships
Mike Decina	Director, Partnership Activation
Julia Murphy	Director, Partnership Activation
Sarita Borojewic	Manager, Partnership Activation
Amanda DiPane	Manager, Partnership Activation
Alexandra Casola	Manager, Partnership Activation
Michelle Machado	Manager, Partnership Activation
Caleb Sink	Senior Coordinator, Partnership Activation

EQUIPMENT AND SECURITY

Jackie Miles	Head Equipment Manager
Tim Slaman	Assistant Equipment Manager
Chris Pridy	Assistant Equipment Manager
Terry Mansfield	Field Security Manager
Harrison Eisen	Equipment Room Assistant
Kyle Lynch	Equipment Room Assistant

FACILITIES

Victor McLoughlin	Facilities Project Manager
Daniel Bornschein	Facilities Supervisor
Jackie Lepow	Facilities Administrator
Rob Davis	Head Groundskeeper
Robert Blake, Jr.	Assistant Groundskeeper
Jose Garcia	Facilities

FINANCE

Christine Procops	Senior Vice President & Chief Financial Officer
Steve Hamrahi	Vice President of Finance
Amanda Snyder	Director of Payroll & Benefits
Allison Reed	Controller - Facilities
Michael Feeley	Controller - Operations
Michelle McCabe-Christensen	Senior Accounts Payable Analyst
Spencer Parcel	Senior Manager, Financial Reporting



NEW YORK GIANTS CLUB DIRECTORY

FINANCE (CONTINUED)

Reinard Cantada Staff Accountant

INFORMATION TECHNOLOGY

Justin Warren Vice President, Information Technology
Julie Glisky Director of IT - Applications and Development
John Dorney Lead Developer
Lamont McCormick Systems Administrator
Andrew Nawolski IT/Help Desk Support
Andrew Sanchez IT/Help Desk Support
Nick Ogola Senior Developer

LEGAL AND HUMAN RESOURCES

William J. Heller, Esq. Senior Vice President and General Counsel
Rich Hernandez, Esq. Vice President & Assistant General Counsel
Debra Agosta Vice President of Human Resources
and Legal Services
Corrin Martin HR/Legal & Marketing Department Coordinator

MARKETING

Pete Guelli Senior Vice President & Chief Commercial Officer
Don Sperling Vice President & Executive Producer
Nilay Shah Vice President, Digital Marketing
Christine Baluyot Senior Director, Production & Events
Michael Becton Senior Producer, Content & Production
Doug Murphy Director of Creative Services
David Dominik Director, Digital Platforms
Michael Eisen Giants.com Senior Writer/Editor
John Schmeelk Senior Managing Producer, Radio and Giants.com
Dan Salomone Managing Editor, Giants.com
Charles Erdmann Video Producer/Editor
Natalie Wizel Content Producer
Matt Swensen Manager, Photography & Graphic Design
Carey Bald Manager, Events & Fan Engagement
Emma Kaptein Manager, Social Media
Marissa Soto Manager, Integrated Marketing
Jed Empleo Senior Graphic Designer
Christian Breslin Graphic Designer
Matthew Citak Digital Media Coordinator
Cristina Sinofsky Social Media Coordinator
Sydney Gahwyler Coordinator, Production & Events

MEDICAL SERVICES & PLAYER ENGAGEMENT

Ronnie Barnes Senior Vice President, Medical Services/
Head Athletic Trainer
Steve Kennelly Assistant Head Athletic Trainer
Leigh Weiss Director of Rehabilitation/Physical Therapist
Justin Maher Assistant Athletic Trainer/Physical Therapist
Michael Baum Assistant Athletic Trainer
Phil Buzzerio Assistant Athletic Trainer
Steve Smith Director of Sports and Performance Nutrition
Lani Lawrence Director of Wellness and Clinical Services
Ashley Lynn Director of Player Engagement
Craig Fitzgerald Director of Strength & Performance
Sam Coad Director of Performance/
Assistant Strength and Conditioning Coach
Mark Loecher Assistant Strength and Conditioning Coach
Drew Wilson Assistant Strength and Conditioning Coach
Scott Rodeo, MD Head Team Physician/Orthopedist
James Kinderknecht, MD Primary Care Team Physician
Russell Warren, MD Senior Team Physician/Orthopedist
Bryan Kelly, MD Assistant Team Physician/Orthopedics

Samuel Taylor, MD Team Physician Orthopedics
Robert Hotchkiss, MD Consultant Orthopedist/Hand
Martin O'Malley, MD Consultant Orthopedist/Foot and Ankle
Frank Cammisia, MD Consultant Orthopedist/Spine
Hugh Gardy, DDS Team Dentist
Jason Schepis, DMD Team Dentist
Roger Harli, MD Team Neurological Consultant
Steven R. Leibowitz, MD Hackensack University
Medical Center - Internal Medicine Consultant
Kameno Bell, MD Hackensack University Medical Center -
Team Physician/Emergency Services

PLAYER PERSONNEL AND SCOUTING

Chris Mara Senior Vice President, Player Personnel
Tim McDonnell Director of Player Personnel
Dennis Hickey Assistant Director of Player Personnel
Chris Rossetti Director of Pro Scouting
Blaise Bell College Scout - BLESTO
D.J. Boistre College Area Scout - West
Jeremy Breit National Scout
Hannah Burnett College Area Scout - Midlands
Marcus Cooper College Area Scout - Southeast
Mike Derice National Scout
Rita Giordanetti Assistant to General Manager/Scouting
Scott Hamel Area Scout - Southwest
Patrick Hanscomb College Area Scout - Mid-Atlantic
Ryan Hollern College Scouting Coordinator
Marquis Pendleton College Area Scout - Northeast
Steven Price Pro Personnel Scout
Brendan Prophett College Area Scout - Midwest
Jeremiah Davis Pro Personnel - Executive Scout
Nick La Testa Pro Personnel Scout
Corey Lockett Pro Personnel Scout
Andrea Wagner Pro Personnel Assistant

TICKET OFFICE

Amy Matlins Director of Ticketing
Amanda Ferris Assistant Director, Ticket Operations
Chris Gorman Manager of Ticket Operations
Kathleen Collins Ticket Operations Representative

GIANTS STADIUM LLC

Kevin Frattura Vice President of Sales & Service
Christie Landi Senior Director of Premium Sales
Brian Kelly Director, Client Services
Arianna Thompson Senior Manager, Client Services
Dan Mucha Senior Manager, Client Services
Adam Lorber Manager, Premium Sales
Cameron Nichols Manager, Premium Sales
Anthony Pillari Manager, Premium Sales
Keith Quarta Manager, Premium Sales
Brian Polanco Coordinator, Client Services
Courtney Considine Manager, Suite Services
Jaida Schettino Coordinator, Suite Services
Denise Barnes Coordinator, Client Services
Maggie Lafemina Coordinator, Client Services
Timothy Maldonado Manager, Ticket Sales
Brian Frankel Senior Account Executive
Andrew Beck Account Executive
Anthony Castaneda Account Executive
Lindsay Rosenberg Account Executive
Carlee Stetson Account Executive

A photograph of two men in suits standing in front of a large stadium filled with spectators. The image is overlaid with a blue tint. A red oval highlights the word "EXECUTIVES" in the center. The man on the left is wearing a light-colored suit jacket over a dark shirt. The man on the right is wearing a dark suit jacket over a light shirt and a patterned tie. Both are smiling. The background shows the stadium seating and a few people walking. The word "EXECUTIVES" is written in white, bold, sans-serif capital letters.

EXECUTIVES



**JOHN K.
MARA**

PRESIDENT AND CHIEF EXECUTIVE OFFICER



John K. Mara is in his 32nd season with the Giants. The franchise's President and Chief Executive Officer, he assumed the team presidency upon the passing of his father, Wellington Mara, in 2005. Mara joined the Giants in 1991 as General Counsel and later added the title of Executive Vice President and Chief Operating Officer.

With team Chairman Steve Tisch, Mara was at the forefront of the planning and negotiations for MetLife Stadium, where the Giants have been playing their home games for 13 seasons after 34 years in Giants Stadium. In addition, Mara, Steve Tisch and Jonathan Tisch, as well as Jets owner Woody Johnson, headlined the bid committee that helped convince the NFL owners to award Super Bowl XLVIII to the new stadium. Seattle and Denver played in the game on Feb. 2, 2014. The first Super Bowl to be held in a cold-weather outdoor venue was an overwhelming success, both in the week prior to the game and on game day.

Mara, one of the NFL's most prominent and respected owners, is the chairman of the league's Management Council Executive Committee, and he played an important role in negotiating the 2011 and 2020 collective bargaining agreements with the NFLPA. He also serves on several other NFL committees, including for the last 21 years on the influential Competition Committee, which studies all aspects of the game and recommends rules and policy changes to NFL clubs. Mara also serves on the NFL's Health and

Safety, Compensation, Workplace Diversity and Legalized Sports Betting committees.

Mara has been affiliated with the Giants his entire life. The franchise was founded in 1925 by his grandfather, Tim Mara. Wellington Mara was one of the most influential, respected and beloved executives in NFL history. Tim and Wellington Mara are both enshrined in the Pro Football Hall of Fame.

Since John Mara joined the organization in an official capacity, the Giants have participated in 10 playoffs, won five NFC East titles and played in three Super Bowls, winning two.

Born in New York City on Dec. 1, 1954, Mara grew up in Westchester County in White Plains and graduated from Iona Prep High School in New Rochelle. He attended Boston College where he received a B.S. degree in marketing, graduating with Cum Laude honors in 1976. Mara earned his law degree from Fordham University in 1979. He specialized in labor and employment law and litigation at two Manhattan firms prior to joining the Giants.

Mara serves on the Board of Directors of Saint Vincent's Hospital in Harrison, N.Y. and Boys Hope Girls Hope of New York.

John and his wife, the former Denise Walter, have five children and 14 grandchildren.



**STEVE
TISCH**

CHAIRMAN AND EXECUTIVE VICE PRESIDENT

ny

Steve Tisch is an Academy-award winning producer; partner at Escape Artists Productions; Chairman, Executive Vice President and Co-Owner of the New York Football Giants; and a committed philanthropist. He is the only person with both an Oscar and a Super Bowl ring, winning Best Picture for *Forrest Gump* in 1994 and receiving two Super Bowl rings as Chairman of the Giants for Super Bowls XLII and XLVI.

For more than four decades, Steve has successfully produced compelling stories in film and television, from the critically acclaimed television movie, *The Burning Bed* starring Farrah Fawcett, to *Risky Business*, the sleeper hit that helped launch Tom Cruise's career. Other film credits include *Lock, Stock and Two Smoking Barrels*, *American History X*, *Snatch*, *The Weather Man*, *The Pursuit of Happyness*, *Seven Pounds*, *The Taking of Pelham 123*, *The Back-Up Plan*, *Hope Springs*, *The Equalizer*, *Southpaw*, *The Equalizer 2*, *The Upside*, *Troop Zero*, *A Journal For Jordan*, *Being the Ricardos* and *Pig*. The next feature release for Escape via Netflix is *The Man from Toronto*.

On the television side, Escape Artists first straight to series show, *Perpetual Grace, LTD.*, premiered in 2019 on EPIX, with a limited run conclusion currently in the works. Currently streaming on Peacock is *Dr. Death*, based on the *Wondery* podcast, with follow up seasons in the works. Also streaming on Apple TV, is Season 1, 2 & 3 of *Servant*, in association with M. Night Shyamalan, with Season 4 to be released later this year. Tisch also served as an Executive Producer alongside Steven Spielberg and Alex Gibney on *Why We Hate*, a six-part docu-series which aired recently on The Discovery Channel, examining the origins and dangers of hate.

Steve Tisch has been involved with the New York Giants since his father, Preston Robert Tisch, purchased 50 percent of the franchise in 1991. In 2005, Steve was named Executive Vice President, and with the passing of his father that year, he assumed the additional title of Chairman. He worked closely with John Mara, President and CEO of the Giants, on the planning and construction of MetLife

Stadium, which was completed in the spring of 2010 and ranked as the number one grossing stadium in the world in 2012. Steve also helped win the successful bid to bring Super Bowl XLVIII to MetLife Stadium in February 2014. Tisch and Mara were named Best NFL Owners by *Forbes* in 2011.

Tisch is also active in philanthropy, generously contributing his time and resources to a variety of organizations in the arts, health and education. Recognizing the value of storytelling and its ability to increase dialogue and understanding, Steve made a transformative gift to Tel Aviv University, elevating its Department of Film and Television into a full school, now named The Steve Tisch School of Film and Television. The school has won top prizes at film festivals around the world and is Israel's leading institution of film and television studies. It has been ranked by *The Hollywood Reporter* among the top 15 international film schools for three years in a row. Tisch was awarded an honorary doctorate degree from Tel Aviv University in 2016.

Tisch made a leadership gift to the David Geffen School of Medicine for the UCLA Steve Tisch BrainSPORT Program, the single largest donation from an individual to a medical center for a concussion-related initiative. The gift created the first U.S. fellowship to train pediatric neurologists who specialize in sports concussions, and established the world's most sophisticated research, prevention, diagnosis and treatment program for concussions and brain injuries with a particular emphasis on young athletes.

Steve Tisch is currently on the Board of Trustees of the Los Angeles County Museum of Art, is a founding Trustee of The Geffen Theatre in Los Angeles, is on the Board of Advisors of the Tisch School of the Arts at New York University and The Preston Robert Tisch Brain Tumor Center at Duke University, and previously served on the board of the Sundance Institute.

Tisch resides in both Los Angeles and New York City.



**CHRIS
MARA**

SENIOR PLAYER PERSONNEL EXECUTIVE



Chris Mara, who is in his 20th season in his second stint with the Giants, is the team's senior player personnel executive. Mara joined the Giants as vice president of player evaluation on July 29, 2003. He was promoted in 2011 to senior vice president of player personnel and received his current title this year. In his position, Mara evaluates both college and professional players.

Mara was instrumental in acquiring numerous players on the 2007 and 2011 Giants teams that won Super Bowls XLII and XLVI.

Mara first joined the Giants' staff prior to the 1979 season and over the next 14 years Mara was a member of the club's player personnel department. Mara was a scout during the franchise's first two Super Bowl Championship seasons in 1986 and 1990.

Following his first stint with the Giants, Mara spent eight years (1994-2001) operating ProRate, Inc., an independent football scouting service contracted by as many as 15 NFL franchises. The service provided an evaluation of the free agent market in the NFL.

Mara spent 2001-02 as the President/General Manager of the New Jersey Gladiators of the Arena Football League. He oversaw a myriad of responsibilities including ticket sales, operations, and the arena lease. Mara's primary focus was on player personnel and player contracts. He brought his extensive knowledge of professional football to the team and revived the struggling franchise in just one season.

After a difficult first season, the Gladiators posted a 9-5 record in 2002 and a first-place finish in the Eastern Division of the National Conference. Posting the biggest turnaround in AFL history, the Gladiators finished the 2002 regular season with seven more victories than the previous year and qualified for the playoffs for the first time in franchise history.

Mara graduated from Iona Prep in New Rochelle, N.Y. where he was a standout defensive back for three seasons, winning All-Catholic High School Athletic Association recognition after his senior year.

He began his collegiate career at Springfield College, where he was a defensive back on the freshman team and lettered on the varsity golf team. He then transferred to Boston College, where he earned a B.A. in arts and sciences. During his scholastic and collegiate days, Mara spent many summers working at Giants training camps. During the regular season, he worked with broadcast teams from both CBS-TV and NBC-TV, as well as with visiting and home radio broadcast groups.

Mara was born in New York City. He is married to the former Kathleen Rooney and the couple has four children - Daniel, Kate, Rooney and Conor - and five grandchildren, Judith Kailee, Wellington Rooney, Ann MacKenna, Blaise Rooney (Daniel's children) and a granddaughter (Kate's daughter).



JONATHAN TISCH

TREASURER



Jonathan Tisch is Chairman and CEO of Loews Hotels & Co and Co-Chairman of the Board and a member of the Office of the President of Loews Corporation.

Tisch has led Loews' expansion and emergence as a prominent and respected hotel company with a widely praised culture that embraces the power of partnerships – with team members, guests, communities and owners. He was voted "Hotelier of the World" by HOTELS magazine.

Recognized as a statesman for the multi-billion-dollar travel and tourism industry, Tisch is a leader both nationally and locally. He is Chairman Emeritus of the United States Travel Association, previously founded and served as Chairman of the Travel Business Roundtable and served as Chairman of the American Hotel and Lodging Association. For nearly six years Jon was Chairman of NYC & Company, the city's official tourism agency, and was Chairman of New York Rising, established to bring back visitors and revive the economy after 9/11. Crain's New York Business named him one of the "Top Ten Most Influential Business Leaders" and inducted him to their Hall of Fame, which recognizes individuals who have transformed the City in both their professional work and in their civic and philanthropic activities.

Tisch is a champion of corporate responsibility and civic engagement. More than 25 years ago, he initiated the Loews Hotels Good Neighbor Policy, a recipient of the US President's Service Award. He is currently Vice Chair Emeritus of the Board of Trustees of his alma mater, Tufts University, where he is also the naming benefactor of the Jonathan M. Tisch College of Civic Life. He is a founding board member and Chair of The Shed, New York City's new cultural institution of and for the 21st century, and a member of the Board of Trustees of the Hospital for Special Surgery (HSS). In 2017, he was honored by the NYU School of Professional Studies with the naming of the Jonathan M. Tisch Center of Hospitality, of which he has been a driving force for years.

Tisch is the author of three best-selling books: *The Power of We: Succeeding through Partnerships*; *Chocolates on the Pillow Aren't Enough: Reinventing the Customer Experience*; and *Citizen You: Doing Your Part to Change the World*. He was the host of the Emmy nominated television series *Beyond the Boardroom*.

Jon was instrumental in bringing the 2014 Super Bowl to the metropolitan area, serving as Co-Chair of the bid committee and then as Co-Chair of the NY/NJ Super Bowl Host Committee.

ASSISTANTS TO OWNERSHIP



LACY BOUGHN
ASSISTANT TO CHAIRMAN
& EXECUTIVE VP



ANN DURANTE
ASSISTANT TO PRESIDENT &
CHIEF EXECUTIVE OFFICER



NICOLE KELLY
ASSISTANT TO PRESIDENT &
CHIEF EXECUTIVE OFFICER



Joe Schoen, who has more than 20 years of NFL experience as a scout and personnel executive, was hired as the Giants' general manager on Jan. 21, 2022.

Schoen, 43, is just the Giants' fifth general manager since 1979, when Pro Football Hall of Famer George Young joined the organization. Young was succeeded in 1998 by his assistant, Ernie Accorsi, who is in the franchise's Ring of Honor. Jerry Reese took over in 2007, the year he presided over the first of two Super Bowl victories. Dave Gettleman was the G.M. for four seasons before announcing his retirement the day following the final game of the 2021 season. Schoen is the first Giants general manager without previous ties to the franchise since Young.

Schoen spent one season as a ticket office intern before entering the personnel side of the NFL in 2001 as a scouting assistant with the Carolina Panthers. He has also worked for the Miami Dolphins and Buffalo Bills, with whom he spent the previous five years as the team's assistant general manager.

After joining the Bills in 2017, Schoen – pronounced “Shane” – teamed with general manager Brandon Beane to make Buffalo a regular postseason participant and championship contender. Before their arrival in upstate New York, the Bills failed to make the playoffs for 17 consecutive seasons. After Schoen became Beane's top associate, the Bills earned a postseason berth in four of his five seasons with the team, including each of the last three, usurped six-time Super Bowl champion New England as the AFC East's best team and won the last two division titles, and advanced to the conference championship game in 2020.

Schoen was instrumental in acquiring a large majority of the players that have fueled Buffalo's successful run, including quarterback Josh Allen – selected seventh overall in the 2018 NFL Draft – wide receiver Stefon Diggs, running back Devin Singletary, wide receiver Gabriel Davis, tight end Dawson Knox, defensive

tackle Ed Oliver, linebacker Tremaine Edmonds, safeties Micah Hyde and Jordan Poyer, and kicker Tyler Bass.

Prior to moving to Buffalo, Schoen spent most of the previous decade in the Dolphins' front office, including the last three years as the team's director of player personnel.

Schoen's first year in Miami was 2008, when he began a five-year stint as one of the Dolphins' national scouts. In the first three of those years, he worked under Giants two-time Super Bowl-winning coach and Pro Football Hall of Famer Bill Parcells, then the team's executive vice president of football operations.

In 2013, Schoen was promoted to assistant director of college scouting. He led Miami's preparation, assessment and acquisition of potential professional and collegiate free agents. Schoen was heavily involved in Miami's NFL draft preparations, including evaluation and draft board construction while also serving as a key liaison between the coaching staff and personnel staff.

Schoen's first NFL job was as a ticket office intern with the Carolina Panthers in 2000, when he was a 21-year-old college junior. Beane, who filled various personnel and executive roles in his 19 seasons with Carolina, then presented Schoen with an opportunity to work in football operations. Schoen spent seven seasons (2001-07) working for the Panthers under Marty Hurney, first as a scouting assistant and then as a southeast and southwest area scout.

A native of Elkhart, Indiana, Schoen graduated from DePauw University in 2001 with a communications degree. He was a quarterback as a freshman and wide receiver his final three years, serving as a captain during his senior season.

Schoen and his wife, Marie, have three children, daughters Sydney and Harper Grace and son Carson.

ASSISTANTS TO FOOTBALL OPERATIONS



ANDREA WAGNER
ASSISTANT TO PRO PERSONNEL



RITA GIORDANETTI
ASSISTANT TO GM & SCOUTING

GIANTS HEAD COACHES' RECORDS

Coach	Seasons	REGULAR SEASON					Pct
		Years	W	L	T		
Robert Folwell	1925	1	8	4	0	.667	
Joseph Alexander	1926	1	8	4	1	.667	
Earl Potteiger	1927-28	2	15	8	3	.635	
LeRoy Andrews*	1929-30	2	24	5	1	.817	
Benny Friedman	1930	1	2	0	0	.333	
Steve Owen	1930-53	23	153	100	17	.598	
Jim Lee Howell	1954-60	7	23	27	4	.455	
Allie Sherman	1961-68	8	27	21	4	.555	
Alex Webster	1969-73	5	29	40	1	.421	
Bill Arnsparger#	1974-76	3	7	28	0	.200	
John McVay	1976-78	3	14	23	0	.378	
Ray Perkins	1979-82	4	23	34	0	.404	
Bill Parcells	1983-90	8	77	49	1	.610	
Ray Handley	1991-92	2	14	18	0	.438	
Dan Reeves	1993-96	4	31	33	0	.484	
Jim Fassel	1997-2003	7	58	53	1	.522	
Tom Coughlin	2004-15	12	102	90	0	.531	
Ben McAdoo	2016-17	2	13	15	0	.464	
Steve Spagnuolo+	2017	1	1	3	0	.250	
Pat Shurmur	2018-19	2	9	23	0	.281	
Joe Judge	2020-21	2	10	23	0	.303	

* Andrews was replaced by Friedman and Owen after 15 games in 1930.

Arnsparger was replaced by McVay after seven games in 1976.

+ McAdoo was replaced by Spagnuolo after 12 games in 2017.

Coach	G	POSTSEASON					Pct
		Seasons	W	L	T		
Steve Owen	10	1930-53	2	8	0	.200	
Jim Lee Howell	4	1954-60	2	2	0	.500	
Allie Sherman	3	1961-68	0	3	0	.000	
Ray Perkins	2	1979-82	1	1	0	.500	
Bill Parcells	11	1983-90	8	3	0	.727	
Dan Reeves	2	1993-96	1	1	0	.500	
Jim Fassel	5	1997-2003	2	3	0	.400	
Tom Coughlin	11	2004-15	8	3	0	.727	
Ben McAdoo	1	2016-17	0	1	0	.000	

Coach	G	PRESEASON					Pct
		Seasons	W	L	T		
Jim Lee Howell	5	1954-60	1	3	1	.300	
Allie Sherman	37	1961-68	14	22	1	.392	
Alex Webster	29	1969-73	11	16	2	.414	
Bill Arnsparger	18	1974-76	10	8	0	.555	
John McVay	10	1976-78	3	7	0	.300	
Ray Perkins	16	1979-82	5	11	0	.313	
Bill Parcells	33	1983-90	27	6	0	.818	
Ray Handley	8	1991-92	4	4	0	.500	
Dan Reeves	17	1993-96	7	10	0	.412	
Jim Fassel	29	1997-03	9	20	0	.310	
Tom Coughlin	49	2004-15	26	23	0	.531	
Ben McAdoo	8	2016-17	4	4	0	.500	
Pat Shurmur	4	2018	2	2	0	.500	
Joe Judge	3	2021	0	3	0	.000	

Coach	G	OPENING DAY GAMES					Pct
		Seasons	W	L	T		
Robert Folwell	1	1925	0	1	0	.000	
Joseph Alexander	1	1926	1	0	0	1.000	
Earl Potteiger	2	1927-28	2	0	0	1.000	
LeRoy Andrews	2	1929-30	1	0	1	.750	
Steve Owen	23	1930-53	13	7	3	.630	
Jim Lee Howell	7	1954-60	5	2	0	.714	
Allie Sherman	8	1961-68	3	4	1	.438	
Alex Webster	5	1969-73	3	2	0	.600	
Bill Arnsparger	3	1974-76	1	2	0	.333	
John McVay	3	1976-78	2	0	0	1.000	
Ray Perkins	4	1979-82	1	3	0	.250	
Bill Parcells	8	1983-90	5	3	0	.625	
Ray Handley	2	1991-92	1	1	0	.500	
Dan Reeves	4	1993-96	2	2	0	.500	
Jim Fassel	7	1997-03	5	2	0	.714	
Tom Coughlin	12	2004-15	4	8	0	.333	
Ben McAdoo	2	2016-17	1	1	0	.500	
Pat Shurmur	2	2018	0	2	0	.000	
Joe Judge	2	2020-21	0	0	2	.000	



Brian Daboll was hired as the 20th head coach in Giants history on Jan. 28, 2022. It is his first head coaching position.

The 47-year-old Daboll has 20 years of NFL coaching experience. He is a five-time Super Bowl champion with the New England Patriots and won a national championship at the University of Alabama in his primary season as a college coach.

Daboll joined the Giants after spending the previous four seasons as the offensive coordinator of the Buffalo Bills. He devised the game plans and called the plays for one of the most productive offenses in the NFL, one that helped the Bills earn three consecutive playoff berths, win the last two AFC East titles and advance to the conference championship game in 2020.

Daboll also oversaw the development of quarterback Josh Allen, the seventh overall selection in the 2018 NFL Draft. Allen is the only player in history with 100 passing and 30 rushing touchdowns in his first four years. He is 39-21 as a starter in the regular season and 3-3 in the postseason. In the last two seasons, Allen threw 73 touchdown passes against just 24 interceptions.

In 2021, Daboll's offense excelled as Buffalo won its second straight AFC East title with an 11-6 record. The Bills finished third in the NFL with 28.4 points a game and fifth with 381.9 yards a game. Allen was sixth in the league with a franchise-record 409 completions, seventh with 36 touchdown passes and eighth with 4,407 yards. Allen's favorite target, wide receiver Stefon Diggs, caught 103 passes for 1,225 yards and 10 touchdowns.

Daboll was voted the AP's NFL Assistant Coach of the Year in 2020 after the Bills finished 13-3 and unseated longtime powerhouse New England atop the division. Allen finished second in the NFL most valuable player voting after setting Buffalo single season franchise records with 4,544 yards, 37 touchdown passes, a 69.2 completion percentage and a 107.2 passer rating.

Daboll joined the Bills in 2018 and in his second season the Bills scored 45 more points and won four more games to earn a wild card berth.

In 2017, Daboll returned to collegiate coaching for the first time in 18 years when he became the offensive coordinator and quarterbacks coach at Alabama, which finished 13-1 and earned its 17th national championship. The Crimson Tide averaged 38.8 points, 245.0 rushing yards, 210.3 passing yards and 455.3 yards of total offense in Daboll's one season in Tuscaloosa. Daboll coached quarterbacks Jalen Hurts and Tua Tagovailoa, running back Damien Harris and wide receiver Calvin Ridley, who all now play in the NFL.

Daboll joined the Crimson Tide after spending the previous four seasons with the Patriots, his second stint with the team. He left New England soon after a Super Bowl LI victory at the conclusion of the 2016 season. Daboll spent a total of 11 seasons in New England and helped the team win five Super Bowl titles (XXXVI, XXXVIII, XXXIX, XLIX and LI).

He was an offensive assistant in 2013 before coaching the team's tight ends the next three seasons. Under his tutelage, Rob Gronkowski was selected first-team All-Pro following the 2014 and 2015 seasons. The following season, Gronkowski and Martellus

Bennett combined for 80 receptions, 1,241 yards and 10 touchdowns.

Daboll was the Kansas City Chiefs' offensive coordinator in 2012. The Chiefs finished fifth in the NFL with an average of 149.7 rushing yards a game. Jamaal Charles was fourth with 1,509 yards and five touchdowns and averaged 5.3 yards a carry while earning a selection to the Pro Bowl.

In 2011, Daboll was the offensive coordinator in Miami, which improved from 30th in the league the year before his arrival to 20th during his one season as the coordinator. That Dolphins team had both a 1,000-yard rusher and 1,000-yard receiver for the first time in franchise history as Reggie Bush ran for 1,086 yards and had five 100-yard performances, and Brandon Marshall completed 1,214 yards while catching a team-high 81 passes and compiled five 100-yard games on his way to the Pro Bowl.

Prior to joining the Dolphins, Daboll served as Cleveland's offensive coordinator during the 2009 and 2010 seasons. The Browns offense saw dramatic improvement in the second half of the 2009 season. Cleveland scored 11.1 more points per game, was 20.8 percent better in the red zone, converted on 14.7 percent more third downs and averaged 1.9 fewer turnovers per game during the final eight games of the season. The 2010 season saw the Browns improve 12 spots to rank eighth in the NFL in rushing offense, averaging 130.4 yards per game.

Daboll coached quarterbacks during his two seasons (2007-08) with the New York Jets. He helped Hall of Fame quarterback Brett Favre pick up the Jets offense after the signal-caller came out of retirement. In his one season under Daboll, Favre captured a AFC Pro Bowl berth and had the second-highest completion percentage of his career (65.7). Daboll also helped the Jets improve from the NFL's 25th ranked scoring offense in his first season to No. 9 in season two, averaging 25.3 points per game.

Daboll's first stint in New England began in 2000, his first of two seasons as a defensive assistant for head coach Bill Belichick.

From 2002-06, he coached the Patriots' wide receivers. Daboll helped Deion Branch earn Super Bowl XXXIX MVP honors in the Patriots' victory against Philadelphia following the 2004 season. Branch became the first wide receiver to win the honor since San Francisco's Jerry Rice in Super Bowl XXIII after the 1988 season.

Prior to entering the NFL, Daboll spent the 1997 season as a volunteer assistant at the College of William & Mary before serving two seasons (1998-99) as a graduate assistant for Nick Saban at Michigan State.

Daboll graduated from the University of Rochester in 1997 graduate with an economics degree. He was a two-year starter at safety for the Yellowjackets and intercepted three passes in a game in his junior season.

Daboll was born in Welland, Ontario, Canada, a suburb of Niagara Falls. He was raised by his grandparents and mother in West Seneca, N.Y. Daboll lettered in football at Saint Francis High School in Athol Springs, N.Y.

Daboll and his wife, Beth, have six children: Mark, Christian, Aiden, Haven, Avery and Luke.

COACHING CAREER

1997	The College of William & Mary	volunteer assistant
1998-99	Michigan State University	graduate assistant
2000-01	New England Patriots	defensive assistant
2002-06	New England Patriots	wide receivers
2007-08	New York Jets	quarterbacks
2009-10	Cleveland Browns	offensive coordinator
2011	Miami Dolphins	offensive coordinator
2012	Kansas City Chiefs	offensive coordinator
2013	New England Patriots	offensive coaching assistant
2014-16	New England Patriots	tight ends
2017	University of Alabama	offensive coordinator/quarterbacks
2018-2021	Buffalo Bills	offensive coordinator
2022	New York Giants	head coach



MIKE KAFKA

OFFENSIVE COORDINATOR

NFL EXPERIENCE: 6TH SEASON
GIANTS EXPERIENCE: 1ST SEASON



Mike Kafka is in his first season as the Giants’ offensive coordinator and sixth as an NFL coach.

Kafka, 35, spent the previous five seasons as an assistant coach on Andy Reid’s staff with the Kansas City Chiefs, the last two as the team’s quarterbacks coach and passing game coordinator.

During Kafka’s tenure in Kansas City, the Chiefs were one of the NFL’s most successful teams and deployed one of the league’s most prolific offenses. Patrick Mahomes became an NFL most valuable player and Tyreek Hill, Travis Kelce and Mecole Hardman developed into elite receivers.

In 2021, the Chiefs advanced to the AFC Championship Game for the fourth consecutive year, a streak in which they advanced to two Super Bowls, winning one. Kansas City finished fourth in the NFL in scoring (28.2 points a game) third in total yardage (396.8) and fourth in passing yardage (281.8). Mahomes threw for 4,839 yards – his fourth consecutive 4,000-yard season – and 37 touchdowns against just 13 interceptions. Wide receiver Hill and tight end Kelce combined for 203 catches, 2,364 yards and 11 touchdowns in the regular season, while Hardman added 59 receptions 692 yards and two scores. The trio combined to score seven touchdowns in three postseason games.

The previous year, Mahomes threw for 4,740 yards and 38 touchdowns and just six picks and became just the seventh player in NFL history to throw for 4,500+ passing yards and 35+ touchdown passes multiple times in his career. The Chiefs’ passing game ranked first in the league in yards-per-game (303.4), third in average gain per pass play (7.48) and tied for third in passing touchdowns (40). Powered by its passing attack, Kansas City defeated Cleveland and Buffalo in the playoffs to advance to Super Bowl LV.

In 2019, Kafka led a quarterback group that finished first in third down percentage (47.6) and fifth in net passing yards per game (281.1). Despite missing multiple games due to injury, Mahomes threw 26 touchdown passes, tied for the eighth-best mark in the league. He concluded that season by rallying the Chiefs from a 10-point fourth-quarter deficit to defeat San Francisco in Super Bowl LIV for their first title in 50 years. At 24 years and 138 days old, Mahomes became the third-youngest player and youngest quarterback in NFL history to be named Super Bowl MVP.

In Kafka’s first year coaching Kansas City’s quarterbacks in 2018,

Mahomes was voted the league’s MVP after becoming only the second quarterback to pass for over 5,000 yards and 50 touchdowns passes in a season. Kelce and Hill combined to catch 22 of those scoring throws.

Kafka served as an offensive quality control coach in his first year with the Chiefs in 2017, when he mentored Mahomes during the quarterback’s rookie season. Kansas City’s offense featured a 4,000-yard passer (Alex Smith), 1,000-yard rusher (Kareem Hunt), receiver (Hill) and tight end (Kelce).

In 2016, Kafka served as an offensive graduate assistant at his alma mater, Northwestern University. With Kafka’s assistance, the Wildcats averaged 398.2 yards per game and 26.0 points per game, and defeated No. 23 Pittsburgh, 31-24, in the New Era Pinstripe Bowl in Yankee Stadium.

That season, senior Austin Carr became the first Wildcat selected as the Richter-Howard Big Ten Receiver of the Year after leading the league in receptions (84), yards (1,196) and touchdowns (12) during the regular season. Carr was one of three finalists for the Fred Biletnikoff Award, presented annually to college football’s most outstanding receiver.

Prior to becoming a coach, Kafka enjoyed a six-year NFL playing career, primarily as a backup quarterback and practice squad member with several teams.

Kafka was a fourth-round choice in the 2010 NFL Draft (122nd overall) by the Philadelphia Eagles, then coached by Reid, who has held the same position with the Chiefs since 2013. He played in four games, all with the 2011 Eagles (he completed four of seven passes vs. the Giants on Sept. 25). Kafka also had stints with New England, Tampa Bay and Minnesota, where he spent his final season in 2015.

Kafka played in 30 games at Northwestern, where he completed 408 of 637 passes (64.1%) for 4,265 yards with 19 touchdowns. He set single-game records in both passing yards (532 vs. Auburn, 2010) and rushing yards by a quarterback (217 vs. Minnesota, 2008). Additionally, his 3,725 yards of total offense as a senior in 2009 stands as the No. 2 season in program history.

A product of Chicago’s St. Rita High School, Kafka earned a degree in communication studies from Northwestern.

Mike and his wife, Alli, have three children, Ashton, Jackson and Camden.

COACHING CAREER

2016	Northwestern University	offensive graduate assistant
2017	Kansas City Chiefs	offensive quality control
2018-19	Kansas City Chiefs	quarterbacks
2020-21	Kansas City Chiefs	quarterbacks/passing game coordinator
2022	New York Giants	offensive coordinator



DON MARTINDALE

DEFENSIVE COORDINATOR



NFL EXPERIENCE: 18TH SEASON
GIANTS EXPERIENCE: 1ST SEASON

Don “Wink” Martindale is his first season as the Giants’ defensive coordinator, his 18th season in the NFL and his 35th year in coaching.

Martindale, 59, spent the previous 10 seasons on the Baltimore Ravens’ coaching staff, the last four as defensive coordinator. During his time in Baltimore, Martindale won Super Bowl XLVII and consistently had one of the NFL’s best defenses. His unit ranked in the top three in the NFL in points allowed in each of his first three seasons, and first, fourth and seventh, respectively, in yardage yielded while never finishing lower than eighth against the run or the pass.

In 2021, Martindale’s defense overcame numerous injuries to lead the NFL against the run, allowing 84.5 yards a game. Baltimore was also third in the league in third down defense, as their opponents converted only 34.8% of their opportunities.

In Martindale’s first three seasons as coordinator (2018-20), Baltimore permitted both the league’s fewest points (18.2 a game) and total yards per game (307.8) and was tied for the league lead with 12 defensive touchdowns. In those three years, Baltimore led the league in number of players to record a sack (33) and second-half points allowed (401), while ranking No. 2 in both fourth-down stops (41) and opponent QB rating (81.9).

Martindale’s 2019 defense ranked fourth in the league by allowing 300.6 yards and helped the Ravens finish with a franchise-best 14-2 record and second straight AFC North Division title. The Ravens’ six defensive touchdowns were tied for the second most in franchise history and tied Tampa Bay for the most in the NFL in 2019.

In his first season as coordinator in 2018, the Ravens yielded an NFL-best 292.9 yards-per-game and established a modern-era mark by not allowing a second-half touchdown in the first six games of the season (the last team to do so was the 1934 Detroit Lions.) Martindale was recognized by Sports Illustrated/MMQB as the Assistant Coach of the Year and was the AP NFL runner-up for the same award. The Ravens ranked third in third-down defense (34.1%), fourth in rushing yards allowed (82.9 yards per game) and fifth in passing yards permitted (210.0 a game).

Martindale joined the Ravens in 2012, as linebackers coach. In his first season in Baltimore, Martindale coached Pro Football Hall of Famer Ray Lewis and helped the Ravens defeat San Francisco in the Super Bowl.

Martindale helped develop numerous standout Ravens linebackers. C.J. Mosley in 2014 became the first Ravens rookie to earn Pro Bowl honors and finished second in the AP NFL Defensive Rookie of the Year voting. Daryl Smith was a standout performer for Baltimore, joining Lavonte David as the only NFL players to post at least 350 tackles, 5.0 sacks, five interceptions and four forced fumbles 2013-15.

In 2017, the Ravens led the NFL in interceptions (22), takeaways (34) and shutouts (3, the most in a season since the 2003 Patriots). Martindale was the Denver Broncos’ linebackers coach in 2009 and defensive coordinator in 2010. In his first season with the team, he helped the Denver defense rank seventh in the NFL (allowing 315.0 yards a game). Outside linebacker Elvis Dumervil led the NFL with a then-team-record 17.0 sacks and was a Pro Bowler and first-team All-Pro selection. The next year, he coordinated a defense that included two Hall of Famers in cornerback Champ Bailey and safety Brian Dawkins.

Martindale originally entered the NFL in 2004, the first of five seasons in which he coached linebackers for the Oakland Raiders. Martindale tutored linebackers Kirk Morrison and Thomas Howard who combined from 7 INTs from 2006-2008. In 2006 Oakland’s defense ranked 3rd in the NFL in yardage (284.8 YPG) and 1st against the pass (150.8 ypg).

Martindale began his coaching career in 1986 at his alma mater Defiance College in Ohio, where he coached the secondary in his debut season and added defensive coordinator duties the following year.

From 1988-93, Martindale was a defensive coordinator at three Ohio high schools, including his alma mater, Trotwood-Madison.

He returned to college coaching as a defensive assistant at Notre Dame from 1994-95. Martindale also coached at the University of Cincinnati, Western Illinois and Western Kentucky before entering the NFL. Martindale also helped Western Kentucky earn a Division I FCS National Championship in 2002.

Martindale played safety for Defiance, where he earned a bachelor’s degree in business education. He was an all-state linebacker and baseball player at Trotwood-Madison.

Martindale and his wife, Laura, have a daughter, Cassie, and a son, Ty. Martindale has one granddaughter, Gigi.

COACHING CAREER

1986	Defiance College	secondary
1987	Defiance College	defensive coordinator/secondary
1988-93	Ohio high schools	defensive coordinator
1994-95	University of Notre Dame	defensive assistant
1996	University of Cincinnati	defensive ends
1997-98	University of Cincinnati	special teams coordinator/linebackers
1999	Western Illinois University	defensive coordinator/linebackers
2001-02	Western Kentucky University	special teams coordinator/inside linebackers
2003	Western Kentucky University	defensive coordinator/inside linebackers
2004-08	Oakland Raiders	linebackers
2009	Denver Broncos	linebackers
2010	Denver Broncos	defensive coordinator
2012-17	Baltimore Ravens	linebackers
2018-21	Baltimore Ravens	defensive coordinator
2022	New York Giants	defensive coordinator





Thomas McGaughey (pronounced muh-GAY-hee), is in the fifth season of his second stint with the Giants and his fifth as their special teams coordinator. He was previously a coordinator for three other NFL teams.

In 2021, the Giants were one of just four teams that did not have any negative plays (turnover, blocked kick, touchdown allowed) on special teams. Their opponents averaged an NFL-low 17.8 yards per kickoff return. The longest runback they allowed on 37 returns was 32 yards.

Graham Gano extended his franchise record to 37 consecutive successful field goal attempts and made 29 of 33 tries. Gano kicked a Giants-record seven field goals of 50+ yards and after just two years holds the team's career mark with 12 field goals of 50 or more yards. Since joining the team in 2020, Gano has made 60 of 65 field goal attempts, a .923 percentage that is a Giants record for kickers with at least 50 attempts.

Several of the best placekicking performances in Giants history have occurred during McGaughey's tenure as coordinator.

In 2020, Gano made 31 of 32 field goal attempts, a .9687 percentage that is the second highest in Giants history. Gano's predecessor, Aldrick Rosas made 32 of 33 attempts, a success rate of .9696, in 2018, McGaughey's first season as coordinator.

Gano's .9687 percentage was the highest among the 21 NFL kickers who attempted at least 25 field goals in 2020. His only miss was on a 57-yard try in Chicago in Week 2. Gano followed by making his next 30 field goal attempts that season and first seven in 2021.

The record-setter was a 50-yard field goal with 6:27 remaining in the fourth quarter against Dallas on Jan. 3. It was Gano's fifth field goal of the season of 50 or more yards, including four against the Cowboys. That was the franchise single season record until he set it again in 2021. Gano tied an NFL record by becoming the first player in Giants history to kick three field goals of 50 or more yards in a game at Dallas on Oct. 11. He kicked field goals of 55, 50 and 54 yards, plus a 28-yarder.

The Giants finished sixth in the NFL with an 11.4-yard punt return average. Safety Jabrill Peppers had 15 of the Giants' 20 punt returns and averaged 12.5 yards with a long return of 20 yards.

In 2019, the Giants' kickoff coverage team led the NFL and finished in the top two for the second straight season by allowing an average return of just 18.1 yards. The punt coverage team was tied for fifth as opponents averaged only 5.7 yards a return. Conversely, the Giants were fourth and 10th, respectively, in the NFL in punt (9.8 yards) and kickoff (23.5 yards) return average.

Dixon's 42.3-yard net average was a franchise record since the statistic was first kept in 1976. He set the previous mark of 41.8 yards in 2018.

In McGaughey's first season leading the Giants' special teams in 2018, Rosas was selected to the Pro Bowl and named second-team All-Pro after missing just one field goal attempt and one PAT. His 32 field goals were the fifth-highest total in Giants history. Rosas' .970 field goal percentage was a Giants record and was just 1/100th of a percentage point behind NFL leader Robbie Gould, a former Giant. On Dec. 2, Rosas kicked the longest field goal in Giants history, a 57-yarder against Chicago in MetLife Stadium.

Michael Thomas led the Giants with nine special teams tackles (six solo) and was the NFC special teams player in the Pro Bowl.

That season, the Giants finished second in the NFL in kickoff coverage, limiting opponents to an average return of 20.4 yards.

Prior to returning to the Giants, McGaughey spent two seasons as the Carolina Panthers' special teams coordinator. Initially hired as

Carolina's assistant special teams coach in February 2016, McGaughey was named coordinator six months later when the late Bruce DeHaven transitioned to the role of senior advisor to special teams.

In 2017, the Panthers ranked fifth in the NFL with a franchise-record 42.4-yard net punting average, and eighth by allowing an average of just 5.9 yards on 30 opponent punt returns. Gano played in the Pro Bowl after leading the league with a franchise-record .967 success rate on field goal attempts (29 of 30).

In McGaughey's first season with the Panthers, Carolina led the NFL and tied the team record with three blocked field goals. Carolina's kickoff coverage unit limited opponents to an NFL-best average of 18.1 yards per return.

McGaughey was the San Francisco 49ers' coordinator in 2015. The 49ers ranked second in the league with four blocked field goals and eighth in punt coverage, allowing an average return of just 6.4 yards.

In 2014, McGaughey coached the Jets' special teams. The kickoff return team finished fifth in the NFL with an average drive start of the 24.1-yard line, while the coverage group was seventh by limiting opponents to an average of 21.8 yards per return.

From 2011-13, McGaughey was the special teams coordinator/defensive assistant at Louisiana State. In those three seasons, the Tigers scored seven special teams touchdowns, and McGaughey coached three All-Americans, including future Giants Odell Beckham, Jr. and Brad Wing, plus Tyrann Mathieu. McGaughey coached more than 40 future NFL players at LSU.

McGaughey was first on the Giants' staff from 2007-10, when he was the assistant special team coach. In his first season, the Giants won Super Bowl XLII. The following year, McGaughey helped produce the Pro Bowl battery of kicker John Carney, punter/holder Jeff Feagles, and long snapper Zak DeOssie as the Giants won the NFC East.

McGaughey initially came to the Giants following two seasons (2005-06) as the Denver Broncos' assistant special teams coordinator.

McGaughey was the special teams coordinator at his alma mater, the University of Houston, in 2003 and added cornerbacks coach to his responsibilities in 2004.

After getting his start in the NFL as an intern in the Houston Texans' pro scouting department in 2001, McGaughey gained experience coaching on the professional level as a minority intern with the Kansas City Chiefs during training camp that year. He was hired as an assistant special teams coach in 2002.

Between his internship and full-time position with the Chiefs, McGaughey spent the spring of 2002 in NFL Europe as the Scottish Claymores' defensive backs coach and special teams coordinator, helping the team rank at or near the top of the league in punting average, punt return average, kickoff return average and field goal percentage.

McGaughey began his coaching career at Houston as a graduate assistant in 1997. He handled defensive backs and special teams at Willowridge High School in Houston from 1998-2001.

McGaughey played for the Houston Cougars from 1991-95 and was special teams captain as a senior. He was a three-time letter-winner on the track team, competing in the 110-meter hurdles. McGaughey majored in kinesiology and sports administration.

He was briefly with the Cincinnati Bengals and Philadelphia Eagles in 1996 and played in NFL Europe and was a member of the Barcelona Dragons team that won the World Bowl in 1997.

He and his wife, Erika, have three children, sons Thomas (Trey) and

Trenton, and daughter Taylor.

COACHING CAREER

2002	Kansas City Chiefs	assistant special teams
2003	University of Houston	special teams coordinator
2004	University of Houston	special teams coordinator/cornerbacks
2005-06	Denver Broncos	assistant special teams
2007-10	New York Giants	assistant special teams
2011-13	Louisiana State University	special teams coordinator/defensive assistant
2014	New York Jets	special teams coordinator
2015	San Francisco 49ers	special teams coordinator
2016-17	Carolina Panthers	special teams coordinator
2018-22	New York Giants	special teams coordinator



GIANTS

LAURA YOUNG

DIRECTOR OF COACHING OPERATIONS

NFL EXPERIENCE: 19TH SEASON
GIANTS EXPERIENCE: 1ST SEASON



Laura Young, the first woman to hold a coaching position in Giants history, is the team's first-year director of coaching operations. She has 18 years of experience and is coach Brian Daboll's top assistant and is involved in every aspect of the football operations. When Daboll was named the Giants coach in January, one of his first moves was to ask Young to join him.

Young came to the Giants from the Buffalo Bills where she served under two head coaches and worked alongside Daboll and general manager Joe Schoen since 2017. She joined the Bills in 2015 working under Rex Ryan as the manager of football administration services/assistant to the head coach. Sean McDermott replaced Ryan in 2017 and in April of that year, Young transitioned to the player development department. While part of the player development department, she worked closely with coaches and players as they transitioned into the NFL and Buffalo area, helped develop player career, leadership and professional growth, worked with the Women's association and was involved in other

operational roles for players, coaches and their families. In addition, during the 2020 and 2021 seasons, she served as the Bills' COVID-19 protocol coordinator.

Prior to joining the Bills, Young spent six seasons with the Jets when Ryan was the team's head coach. She served as the assistant to the head coach from 2009-13 before moving to the personnel department as manager of football administrative services for the 2014 season.

Young entered the NFL in 2004 with the Baltimore Ravens as the executive assistant to the vice president of business ventures and the team president. She remained in that position through the 2008 season. Prior to embarking on her football career, Young worked in accounting, coached high school athletics and taught special education.

Young has a bachelor's degree in sports medicine from the University of the Pacific.

COACHING CAREER

2004-08	Baltimore Ravens executive assistant
2009-13	New York Jets assistant to the head coach
2014	New York Jets manager of football administrative services
2015-16	Buffalo Bills manager of football administrative services/assistant to the head coach
2017-21	Buffalo Bills player services coordinator
2022	New York Giants director of coaching operations



GIANTS

ANGELA BAKER

ny

OFFENSIVE QUALITY CONTROL COACH

NFL EXPERIENCE: 2ND SEASON
GIANTS EXPERIENCE: 1ST SEASON

Angela Baker, who is an offensive quality control coach this season, is the Giants’ inaugural recipient of the Rosie Brown Minority Coaching Fellowship. Baker joins Laura Young as the first women to hold coaching positions in Giants history. Young is the team’s director of coaching operations.

Baker spent the 2021 season at the University of Redlands in California, where she helped coach the kickers and punters and was a defensive quality control coach.

In the spring of 2020, Baker spent three weeks with the Cleveland Browns coaching staff as part of the NFL’s Bill Walsh Diversity Coach Fellowship program. She was one of six aspiring coaches, including two women, to join the Browns’ staff as part of the fellowship. The fellows participated in the team’s offseason practices, which were limited to virtual meetings because of the pandemic.

Baker worked with Cleveland’s quarterbacks, including Baker Mayfield, by analyzing film, studying the playbook and identifying weaknesses of the team’s quarterback play. She also learned coaching techniques from offensive coordinator Alex Van Pelt. Baker specifically addressed team unity and cohesiveness through technology interactions during the pandemic.

Baker will participate in the 2022 IFAF Women’s World Football Championship in Finland this summer. A wide receiver, Baker was also a member of the 2017 IFAF World Championship team that brought home a gold medal. Baker was a seven-time Women’s Football Alliance (WFA) All-American while competing for the Pittsburgh Passion Women’s Professional Football Team. The full-

contact football squad won the Independent Women’s Football League National Championship in 2014 and 2015 and she was named the National Conference Offensive Player of the League in 2016.

After a three-year hiatus from school, Baker graduated from Slippery Rock University with a B.S. in physical activity and fitness management and a minor in coaching.

In her role this season as a quality control coach, Baker has regular and direct contact with the head coach Brian Daboll, offensive coordinator Mike Kafka and quarterbacks coach Shea Tierney.

The Club Coaching Fellowship Program gives minorities who hope to coach in the NFL an opportunity to work full-time on a team’s staff for one or two seasons.

The Giants’ Minority Coaching Fellowship is named in honor of Rosie Brown, one of the greatest players and arguably the best offensive lineman in Giants history. A member of the Pro Football Hall of Fame class of 1975, Brown played for the Giants from 1953 through 1965 after joining the team as a 27th round draft choice from Morgan State. He was a starting tackle for 13 consecutive seasons, a period in which he was named to nine Pro Bowls and selected All-NFL eight consecutive seasons. Brown helped the Giants win the NFL title in 1956 and advance to the championship game in 1958, 1959, 1961, 1962 and 1963. He was immediately named assistant line coach by the Giants after a phlebitis condition forced him to retire in 1966. Brown continued his Giants affiliation as a scout from 1971 until his death on June 9, 2004.

COACHING CAREER

2020	Cleveland Browns	Bill Walsh diversity coach fellowship
2021	University of Redlands	defensive quality control
2022	New York Giants	offensive quality control



Andy Bischoff, who has 29 years of coaching experience at the NFL, CFL and high school levels, is in his first season as the Giants' tight ends coach.

Bischoff joined the Giants after spending the 2021 season coaching the Houston Texans' tight ends. His top three players – Jordan Akins, Pharoah Brown and Brevin Jordan – combined for 67 catches for 563 yards and three touchdowns.

From 2015-20, Bischoff coached in a variety of roles on the Baltimore Ravens' offensive staff, including working with the tight ends in his final four seasons with the team. With Bischoff, Mark Andrews became the first tight end in Ravens history with multiple seasons of at least 700 receiving yards and seven touchdowns when he did so in consecutive seasons. Among NFL tight ends from 2019-20, Andrews totaled the most receiving touchdowns (17), fourth-most receiving yards (1,553) and fifth-most receptions (122). In 2019, Andrews, who led the team with 64 receptions, 852 receiving yards and 10 touchdowns, earned his first career Pro Bowl selection.

Bischoff helped lead a tight end group that was instrumental in blocking for a Ravens rushing attack that led the NFL in 2019 (206.0 yards-per-game) and 2020 (191.9 yards).

Bischoff entered the NFL in 2013 as the Chicago Bears' tight ends coach/staff coordinator. In 2014, Bischoff tutored a group led by Martellus Bennett, who finished first in receptions (90) and third in receiving yards (916) among NFL tight ends and earned a Pro Bowl selection. The unit also blocked for running back Matt Forte, who

rushed for 1,038 yards and set an NFL single season record for most receptions by a back (102).

Bischoff spent five seasons with the CFL's Montreal Alouettes as the running backs/special teams coordinator/assistant to the head coach (2010-12) and the running backs/offensive quality control coach (2008-09). In 2012, the Alouettes finished first in the CFL's East Division and the year prior, Bischoff helped guide Brandon Whitaker to career highs in rushing yards (1,381), receiving yards (638), catches (72) and touchdowns (5). In 2009-10, Montreal won consecutive Grey Cups.

In his first coaching role, Bischoff coached at Cretin-Derham Hall High School in St. Paul, Minn. where he won 168 of 190 games and earned one state title (1999) during his 15 seasons with the Raiders. Bischoff coached 18 offensive linemen and three tight ends that received Division-I scholarships, including former Ravens center Matt Birk, former Broncos tackle Ryan Harris and the Cardinals' 2012 first-round draft choice, wide receiver Michael Floyd.

Bischoff earned his bachelor's in education from the University of South Dakota in Vermillion, S.D., where he was a three-year letterman at center. He received a post master's license in administration from St. Mary's University in 2006 after earning a master's degree in education administration from Mankato State University in 1998.

Bischoff and his wife, Britt, have two daughters, Makena and Morgan, as well as a son, Jay.

COACHING CAREER

1993-2007	Creton-Derham Hall HS	off. line/asst. head coach/off. coordinator
2008-09	Montreal Alouettes	running backs/offensive quality control
2010-12	Montreal Alouettes	running backs/special teams/off. quality control
2013-14	Chicago Bears	tight ends/staff coordinator
2015	Baltimore Ravens	offensive quality control
2016-17	Baltimore Ravens	offensive assistant
2018	Baltimore Ravens	offensive assistant/tight ends
2019-20	Baltimore Ravens	assistant tight ends
2021	Houston Texans	tight ends
2022	New York Giants	tight ends



Anthony Blevins is in his fifth season with the Giants and his fourth as an assistant special teams coach.

Last season, Blevins was also an assistant linebackers coach and in 2020 he was the team's assistant defensive backs coach. In his first two seasons with the Giants (2018-19), he was the assistant special teams coach.

In 2021, Blevins helped elevate both units.

Second-year linebacker Tae Crowder stepped in as the defensive signal-caller after Blake Martinez suffered a season-ending knee injury, started every game and led the Giants with 130 tackles (64 solo). Rookie Azeez Ojulari topped the team with a franchise rookie record 8.0 sacks and was the first rookie to lead the team since sacks became an official statistic in 1982.

Last season, Giants opponents averaged an NFL-low 17.8 yards per kickoff return. The longest runback they allowed on 37 returns was 32 yards. Graham Gano extended his franchise record to 37 consecutive successful field goal attempts and made 29 of 33 tries. Gano kicked a Giants-record seven field goals of 50+ yards. Since joining the team in 2020, Gano has made 60 of 65 field goal attempts, a .923 percentage that is a Giants record for kickers with at least 50 attempts.

When Blevins coached the defensive backs in 2020, the Giants' pass defense jumped from 28th in the league in 2019 to a tie for 16th. The Giants allowed 237.9 yards game through the air, a 26.2-yard improvement over their 2019 average. Cornerback James Bradberry was selected to his first Pro Bowl after tying for second in the NFL with 18 passes defended. Logan Ryan moved from cornerback to safety and finished second on the Giants with 92 tackles (67 solo).

Blevins assisted special teams coordinator Thomas McGaughey in 2019, when the Giants finished seventh in Rick Gosselin's special teams rankings. The kickoff coverage unit led the league and finished in the top two for the second straight season by allowing an average return of just 18.1 yards. The punt coverage team was tied for fifth as opponents averaged only 5.7 yards a return. Conversely, the Giants were fourth and 10th, respectively, in the NFL in punt (9.8 yards) and kickoff (23.5 yards) return average.

The previous year, kicker Aldrick Rosas was selected to the Pro Bowl and was named second-team All-Pro after making 32 of 33 field goal attempts and 31 of 32 extra point tries. The 32 field goals were the fifth-highest total in Giants history. Rosas' .970 field goal percentage was a Giants record.

Before joining the Giants, Blevins spent five years as a coaching assistant/special teams with the Arizona Cardinals.

During his time with the Cardinals, Blevins helped special teamer Justin Bethel get selected to three consecutive Pro Bowls (2013-15) after leading the team in special teams tackles each season. In 2013 and 2015, Bethel was named first-team All-NFL by the Pro Football Writers Association.

All-Pro Kicker Chandler Catanzaro tied the NFL record for the most consecutive field goals to begin a career (17) and established a franchise rookie record with 114 points in 2014. The following season, Catanzaro finished third in the NFL with 137 points, which was also the second-highest single-season total in franchise history.

In 2017, Blevins coached rookie Budda Baker, who was selected as the NFC special teams representative in the Pro Bowl. Baker led the Cardinals with 16 special teams tackles and was selected All-Pro by the AP and the Pro Football Writers Association.

Blevins spent the 2012 season as the cornerbacks coach at his alma mater, the University of Alabama-Birmingham, following three seasons at Tennessee State (2009-11) coaching special teams and cornerbacks. He also worked at the University of Tennessee-Martin in 2008 coaching cornerbacks while serving as recruiting coordinator.

Blevins was a part of the NFL's Bill Walsh Diversity Coaching Fellowship Program with the Indianapolis Colts in 2011, the Cardinals in 2010, and the Chicago Bears in 2008.

A three-year letter winner, Blevins played cornerback at UAB from 1995-98. He played professionally for the Mobile Admirals of the Regional Football League (1999), the Birmingham Steeldogs of AFL2 (2000), and for the Birmingham Thunderbolts in the XFL from 2000-01.

Blevins began his coaching career as the secondary coach and team community liaison at Meadowcreek High School in Gwinnett, Ga. in 2003-04. From 2005-07, he served as a graduate assistant at Mississippi State, helping coach wide receivers and defensive backs for the Bulldogs while also assisting special teams.

A native of Birmingham, Blevins graduated from UAB in 1998 with a bachelor's degree in sociology and earned a master's in instructional technology in 2006 from Mississippi State. In the fall of 2015, he earned a PhD in instructional systems & workforce development from Mississippi State.

COACHING CAREER

2005-07	Mississippi State University	graduate assistant
2008	University of Tennessee at Martin	cornerbacks/recruiting coordinator
2009-11	Tennessee State University	special teams/cornerbacks
2012	University of Alabama at Birmingham	cornerbacks
2013-17	Arizona Cardinals	coaching assistant/special teams
2018-19	New York Giants	assistant special teams
2020	New York Giants	assistant defensive backs
2021	New York Giants	assistant linebackers/special teams assistant
2022	New York Giants	special teams assistant



Bryan Cox, a Super Bowl winner and three-time Pro Bowler as a player who previously coached with five other teams, is in his first season as the Giants' assistant defensive line coach. He will assist Andre Patterson in mentoring the Giants' defensive line.

Cox, 54, last worked in the NFL as the Atlanta Falcons' defensive line coach from 2014-16. In his final season with the team, the Falcons won the NFC championship and advanced to Super Bowl LI, where they lost in overtime to the New England Patriots in overtime, 34-28.

From 2012-13, Cox coached the defensive front seven and served as the pass rush specialist for the Tampa Bay Buccaneers. He helped several players post career bests, including defensive tackle DT Gerald McCoy who totaled 14.0 sacks, 36 quarterback hits, and 24 tackles for loss over the last two seasons while earning his first Pro Bowl selection in 2012.

Prior to joining the Buccaneers, Cox spent six seasons as an assistant coach with the Jets, Cleveland Browns, and Miami Dolphins.

In 2011, he helped the Dolphins finish in the top 10 in sacks with 41 while serving as the club's pass rush specialist. He joined the Dolphins after spending the 2009-10 seasons with the Browns as defensive line coach, tutoring linemen that accounted for 11.5 sacks in his first season in 2009.

Cox began his coaching career with the Jets, spending three seasons as assistant defensive line coach from 2006-08. In his final season with the team, he helped the Jets defense rank seventh in the NFL in both sacks (41) and rushing defense (94.9 yards per game).

Before becoming a coach, Cox played linebacker for five NFL teams for 12 years. He was selected by the Dolphins in the fifth round of the 1991 NFL Draft (113th overall) and spent his first five seasons in Miami. Cox was selected to the Pro Bowl in 1992, 1994 and 1995 when he was with the Dolphins.

Cox went on to play for the Chicago Bears (1996-97), Jets (1998-2000), and in New England, where he won a Super Bowl with the Patriots after the 2001 season. Cox finished his career in 2002 with the New Orleans Saints.

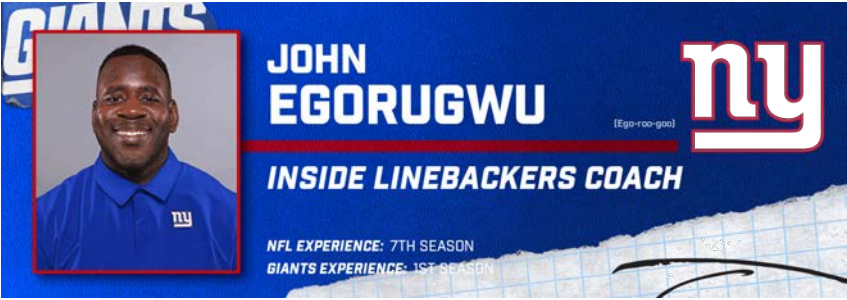
He played in 165 regular-season games with 144 starts and totaled 938 tackles (677 solo), 51.5 sacks, 14 fumble recoveries and four interceptions. Cox also played in 10 postseason games, including Super Bowl XXXVI.

A graduate of Western Illinois, Cox played for the Leathernecks from 1987-90 while earning his degree in mass communications.

Cox is a native of East St. Louis, Ill. He and his wife, Kim, have four daughters; Lavonda, Brittani, Chiquita and Kelli and one son, Bryan, Jr.

COACHING CAREER

2006-08	New York Jets	assistant defensive line
2009-10	Cleveland Browns	defensive line
2011	Miami Dolphins	pass rush specialist
2012-13	Tampa Bay Buccaneers	pass rush specialist
2014-16	Atlanta Falcons	defensive line
2022	New York Giants	assistant defensive line



John Egorugwu, whose dozen years of coaching experience include six in the NFL, is in his first season as the Giants' inside linebackers coach.

Egorugwu spent the 2021 season as the linebackers coach at Vanderbilt University.

He was previously on the Buffalo Bills' coaching staff for four years (2017-20), the last three with Brian Daboll, as a defensive quality control coach and assistant linebackers coach. He first coached in the NFL with the Baltimore Ravens from 2015-16 as a defensive assistant, working primarily with the linebackers.

In 2020, the Bills returned to the AFC Championship Game for the first time since 1993. Egorugwu's work with the linebackers helped the team finish fifth in the league in opponent pass efficiency and tied for seventh in interceptions. Egorugwu helped Buffalo linebacker Tremaine Edmunds earn his first Pro Bowl in 2019, when the defense allowed just 298.3 yards a game. In 2018, the Bills' linebackers intercepted seven passes, tying them with the Giants for the most among the position group in the NFL.

During his two years with the Ravens, Egorugwu helped linebacker Elvis Dumervil to a 2015 Pro Bowl selection and linebacker C.J. Mosley to a Pro Bowl nod in 2016. Mosley and linebacker Zach

Orr were second team AP all-pros in 2016.

Before entering the NFL, Egorugwu coached the Missouri State wide receivers in 2015.

He spent three years (2012-14) as a graduate assistant at the University of Missouri, working with both the defense (2012) and offense (2013-14). During his tenure, the Tigers earned Cotton Bowl (2013) and Citrus Bowl (2014) bids. Missouri claimed the SEC East Division title and played in the league's title game in 2013 and 2014. The 2013 squad was ranked as high as No. 5 nationally in AP poll.

Egorugwu began his coaching career at his alma mater, William Jewell College, mentoring linebackers from 2010-11.

A linebacker for William Jewell, Egorugwu played in 29 games, collecting 156 tackles, 22.0 tackles for loss, 7.0 sacks and two interceptions during his career. As a senior, he tallied 84 tackles, 16.5 tackles for loss and 4.5 sacks.

Egorugwu received his bachelor's in accounting and business/management in 2007 and earned his master's from Missouri in educational and counseling psychology.

COACHING CAREER

2010-11	William Jewell College	linebackers
2012	University of Missouri	graduate assistant (defense)
2013-14	University of Missouri	graduate assistant (offense)
2015	Missouri State University	wide receivers
2015-16	Baltimore Ravens	defensive staff assistant
2017	Buffalo Bills	defensive quality control
2018-20	Buffalo Bills	defensive quality control/assistant linebackers
2021	Vanderbilt University	linebackers
2022	New York Giants	inside linebackers



Mike Groh, who has 22 years of experience coaching at the collegiate level and in the NFL, is in his first season as the Giants' wide receivers coach.

Groh held the same position the previous two seasons with the Indianapolis Colts. Last year his top player, Michael Pittman, Jr., caught 88 passes for 1,082 yards and six touchdowns. In 2020, the Colts finished 11-5 and 11th in the NFL in passing yardage when wideouts T.Y. Hilton, Zach Pascal and Pittman combined for 140 receptions, 1,894 yards and 11 touchdowns.

Groh was the Philadelphia Eagles' offensive coordinator from 2018-19 after spending his debut season with the team as the receivers coach. In his first season as coordinator, Philadelphia finished with the NFL's seventh-ranked passing offense (267.2 yards a game) and eighth-ranked team passer rating (100.7). Carson Wentz ranked third in the NFL with a team-record 69.6 completion percentage and Zach Ertz set the NFL record for receptions by a tight end with 116.

In 2017, top wideouts Nelson Agholor and Alshon Jeffrey totaled 119 catches, 1,557 yards and 17 touchdowns and added 27 receptions in the three-game postseason that culminated with the Eagles defeating New England in Super Bowl LII. The Eagles were the only team with two wide receivers that produced eight-or-more receiving touchdowns.

In 2016, Groh coached the wideouts and was the passing game coordinator for the Los Angeles Rams. He coached the Chicago Bears wide receivers from 2013-15, when his group included Pro Bowlers Brandon Marshall and Jeffrey.

Groh began his college coaching career at his alma mater, the University of Virginia, from 2001-08. He began his tenure there as the receivers coach, added the quarterbacks in 2003 and coached them exclusively in 2004-05. Groh was the team's offensive coordinator from 2006-08.

In 2009, he moved to Alabama as a graduate assistant before spending a year at Louisville coaching quarterbacks. Groh then returned to Alabama for a two-year stint as receivers coach and recruiting coordinator. The Crimson Tide won the national championship all three years Groh was Nick Saban's staff.

Groh's father, Al, was a Giants assistant coach from 1989-91, and was the defensive coordinator in the last of those seasons. Mike Groh's first coaching job was as an assistant with the Jets when his father was the head coach in 2000.

Mike Groh was Virginia's starting quarterback in 1994-95, when the Cavaliers were a combined 18-7 and won two bowl games. In 1997, he played in the World League with the Rhein Fire.

Groh's brother, Matt, is the director of player personnel for the Patriots.

COACHING CAREER

2000	New York Jets	assistant
2001-02	University of Virginia	wide receivers
2003	University of Virginia	wide receivers/quarterbacks
2004-05	University of Virginia	quarterbacks
2006-08	University of Virginia	offensive coordinator
2009	University of Alabama	graduate assistant
2010	University of Louisville	quarterbacks
2011-12	University of Alabama	wide receivers/recruiting coordinator
2013-15	Chicago Bears	wide receivers
2016	Los Angeles Rams	wide receivers/passing game coordinator
2017	Philadelphia Eagles	wide receivers
2018-19	Philadelphia Eagles	offensive coordinator
2020-21	Indianapolis Colts	wide receivers
2022	New York Giants	wide receivers



Jerome Henderson, a 16-year NFL coaching veteran, is in his third season as the Giants' defensive backs coach.

In 2021, the Giants' pass defense ranked 15th in the NFL, allowing 225.8 yards a game. Second-year pro Xavier McKinney led the team with five interceptions, the highest total by an NFL safety last season. McKinney earned NFC Defensive Player of the Week honors after recording his second game of the season with multiple interceptions vs. Las Vegas on Nov. 2, when he twice picked off Raiders quarterback Derek Carr. McKinney returned the second interception 41 yards for a touchdown at the beginning of the third quarter. Julian Love continued to be the secondary's most versatile player and cornerback Adoree' Jackson had 62 tackles and eight passes defended despite missing three games.

The previous season, Henderson was instrumental in improving a pass defense that jumped from 28th in the league the previous season to a tie for 16th. The Giants allowed 237.9 yards game through the air, a 26.2-yard improvement over their 2019 average and the team's lowest figure since 2013, when they gave up 223.3 yards a game through the air and were 10th in the league. Cornerback James Bradberry was selected to his first Pro Bowl after tying for second in the NFL with 18 passes defended. Another newcomer, Logan Ryan, moved from cornerback to safety and finished second on the Giants with 92 tackles (67 solo). Henderson helped develop McKinney and Darnay Holmes, who made significant contributions as rookies.

Prior to joining the Giants, Henderson spent four years as the Atlanta Falcons' defensive passing game coordinator/secondary coach.

In 2019, Henderson molded a group of young defensive backs into a productive unit that helped the Falcons finish second in the NFC South. Cornerback Desmond Trufant led the team with four interceptions despite playing in just nine games. Safety Ricardo Allen started all 16 games and was third on the team with 84 tackles. The defense recorded 87 passes defended (5.4 a game).

In Henderson's third year with the Falcons in 2018, the defense recorded 15 interceptions, tied for the ninth-most in the league, and tallied 72 passes defended.

In 2017, Atlanta's pass defense saw a jump from year one to year two under Henderson's leadership, as the defense only allowed 232.8 passing yards per game and finished 11th in the NFL.

In Henderson's first Falcons season in 2016, he coached a young secondary that helped the defense rank in the top five in interceptions returned for touchdowns (three). The team's 279 interception return yards and 89 passes defended were both third in

the NFL.

Before joining the Falcons, Henderson spent four seasons as the Dallas Cowboys' secondary coach. In 2015, Dallas limited opponents to 227 passing yards per game, which ranked fifth in the NFL. Henderson's unit surrendered 19 passing touchdowns, tied for the third-fewest in the NFL, and 29 passes of 25-plus yards, which ranked ninth.

The previous season, Henderson saw his unit improve in passing yards allowed, yards per attempt, interceptions, passing touchdowns, and passes of 25-plus yards. During the 2013 season, he led the defensive backfield as the entire unit made the switch from a 3-4 defense to a 4-3 scheme.

In his first year in Dallas, Henderson was tasked with integrating two new starting corners in veteran free agent Brandon Carr and first-round draft choice Morris Claiborne. Carr led the team with three interceptions - returning one for a touchdown - while Claiborne picked off one pass and had a fumble return for a touchdown.

Prior to arriving in Dallas, Henderson spent three seasons as a secondary coach in Cleveland, where his defensive backs recorded seven of the club's nine interceptions in 2011 and finished second in the NFL in passing defense. He was instrumental in the development of cornerback Joe Haden and safety T.J. Ward, both consensus All-Rookie selections in 2010.

Before his stint in Cleveland, Henderson spent three seasons as a member of the New York Jets' coaching staff. He led the defensive backs in 2008, when cornerback Darrelle Revis earned a Pro Bowl berth after leading the team with five interceptions. Henderson split duties as an assistant defensive backs coach and director of player development in 2007 after originally joining the club in the latter position the previous year.

Henderson was selected by the New England Patriots in the second round of the 1991 NFL Draft, after starring at Clemson. He played eight seasons in the NFL as a defensive back with the Patriots (1991-93, 1996), Buffalo Bills (1993-94), Philadelphia Eagles (1995), and Jets (1997-98). He appeared in 98 games with 34 starts and recorded nine career interceptions. Henderson played in Super Bowl XXVIII with the Bills and Super Bowl XXXI as a member of the Patriots.

Henderson grew up in Statesville, N.C., and played at Clemson University from 1987-90.

He and his wife, Traci, have three children, Jazmin and twins Taylor and Tyler.

COACHING CAREER

2006	New York Jets	director of player development
2007	New York Jets	assistant defensive backs/director of player development
2008	New York Jets	defensive backs
2009-11	Cleveland Browns	defensive backs
2012-15	Dallas Cowboys	defensive backs
2016-19	Atlanta Falcons	passing game coordinator/secondary
2020-22	New York Giants	defensive backs



Bobby Johnson, who has 27 years of coaching experience, including the last 12 in the NFL, is in his first season as the Giants' offensive line coach.

Johnson joined the Giants after a three-year stint as the Buffalo Bills' offensive line coach. In 2021, Johnson's O-line helped the Bills finish third in the NFL with an average of 28.4 points a game and won the AFC East title with an 11-6 record. Buffalo tackle Dion Dawkins was selected to the AFC Pro Bowl team.

In 2020, Johnson's line helped a Bills team that advanced to the conference championship game lead the AFC and finish second in the NFL with an average of 31.3 points a game. When Johnson arrived in Buffalo in 2019, he directed a line that included four new starters and helped the Bills finish eighth in the NFL with 128.4 rushing yards a game.

Johnson moved to Buffalo after spending the 2018 season as the Indianapolis Colts' assistant offensive line coach.

From 2015-17, he served as the tight ends coach for the Oakland Raiders (2015-17). His 2017 unit of Jared Cook, Clive Walford and Lee Smith combined for 71 receptions for 844 yards and two touchdowns.

Prior to joining the Raiders, Johnson spent two seasons with the Detroit Lions, first as tight ends coach (2013) and then as assistant offensive line coach (2014). In his first season with the club, the Lions had one of the NFL's most productive tight end duos in

Brandon Pettigrew and undrafted rookie Joseph Fauria, who combined for nine touchdowns.

Johnson served a one-year stint as tight ends coach with the Jacksonville Jaguars in 2012 and two years as assistant offensive line coach with the Bills (2010-11).

From 2005-09, Johnson was the offensive line coach at Indiana University, where he developed two NFL linemen in Rodger Saffold, a second-round selection of the St. Louis Rams in 2010, and James Brewer, the Giants' fourth-round pick in 2011.

Before his stint at Indiana, Johnson was an assistant coach at Miami (Ohio), his alma mater, from 1999-2004, helping the RedHawks to a 13-1 season, a MAC Championship and GMAC Bowl victory in 2003. He also helped the team to an 8-5 finish in 2004 and a berth in the Independence Bowl.

Johnson spent his final season at Miami as the offensive line coach after working with the tight ends from 1999-2003. He began his coaching career at the University of Akron as a graduate assistant (1995-96) and defensive line coach (1997-98).

Johnson, an Akron native, was a starting tackle at Miami (Ohio) from 1992-94 and helped the RedHawks average 156.7 rushing yards per game in 1992 and 174.4 yards in 1994. He graduated with a degree in health appraisal and sports organization.

Johnson and wife, Kristen, have two daughters, Madilyn and Olivia.

COACHING CAREER

1995-96	University of Akron	graduate assistant
1997-98	University of Akron	defensive line
1999-2003	Miami University	tight ends
2004	Miami University	offensive line
2005-09	Indiana University	offensive line
2010-11	Buffalo Bills	assistant offensive line
2012	Jacksonville Jaguars	tight ends
2013	Detroit Lions	tight ends
2014	Detroit Lions	assistant offensive line
2015-17	Oakland Raiders	tight ends
2018	Indianapolis Colts	assistant offensive line
2019-21	Buffalo Bills	offensive line
2022	New York Giants	offensive line



GIANTS

CHRISTIAN JONES

OFFENSIVE ASSISTANT

NFL EXPERIENCE: 4TH SEASON
GIANTS EXPERIENCE: 1ST SEASON

ny

Christian Jones is in his first season as a Giants offensive assistant.

Jones spent the previous three seasons with the Minnesota Vikings, the first as an offensive quality control coach and last two as an assistant wide receivers coach.

In 2021, Minnesota led the NFL with an interception percentage of just 1.2 (seven picks on 604 attempts) while finishing 11th in the league with 249.3 passing yards a game. Second-year pro Justin Jefferson was second in the NFL with 1,616 receiving yards and fourth with 108 catches. Jefferson and Adam Thielen (67 catches for 726 yards) each had 10 touchdown receptions.

The previous year, Jefferson set an NFL rookie record with 1,400 yards and set Vikings rookie marks in yards, receptions (88) and 100-yard games (7) en route to 2nd-team AP all-pro honors, a Pro Bowl berth and a spot on the PFWA All-Rookie team. Thielen had a career-best 14 touchdown catches.

While working with Jones in 2019, wideout Stefon Diggs recorded a career-high 1,130 receiving yards and led the NFL with eight receptions of 40+ yards.

In 2018, Jones was an offensive graduate assistant at the University of Texas, where he worked primarily with the wide receivers and tight ends. Jones helped the Longhorns offense average 31.1 points and 411.3 yards per game as the team finished 11-4, including a

victory over Georgia in the Sugar Bowl.

A Northwestern University graduate, Jones assisted his alma mater as an offensive intern during the 2017 season, working with the offensive line. With Jones on staff the Wildcats ranked among the Big Ten's top five teams in scoring offense (29.2 pointers-per-game), total offense (408.0 yards-per-game) and rushing (174.2 yards a game).

Jones played wide receiver at Northwestern from 2011-15. In 51 games, he caught 128 passes for 1,509 yards and eight touchdowns. Jones led the Wildcats in receiving yards with 412 as a true sophomore in 2012. He did not play in 2014 while rehabbing an injury sustained during training camp but totaled 234 receiving yards his redshirt senior season in 2015.

Jones was a three-year member of Northwestern's 12-player Leadership Council, selected to the Academic All-Big Ten team and was a team captain in 2015.

Jones earned two degrees from Northwestern, a bachelor's degree in learning and organizational change and a master's in management studies. He has been a member of the Omega Psi Phi fraternity since 2013.

Jones attended Westfield High School in his hometown of Houston.

COACHING CAREER

2017	Northwestern University	offensive assistant/offensive line
2018	University of Texas	offensive graduate assistant
2019	Minnesota Vikings	offensive quality control
2020-21	Minnesota Vikings	assistant wide receivers
2022	New York Giants	offensive assistant



GIANTS

CADE KNOX

ny

OFFENSIVE ASSISTANT/GAME MANAGER

NFL EXPERIENCE: 1ST SEASON

GIANTS EXPERIENCE: 1ST SEASON

Cade Knox is in his first season as the Giants’ offensive assistant/game manager. Coach Brian Daboll added Knox to help him use analytics as part of his in-game decision-making. Knox spent the 2020 season with the Giants as a football data and innovation intern.

He is a 2020 graduate of Harvard, where he earned a bachelor’s degree in psychology and was a wide receiver on the football team. Knox is a native of Phoenix, where he was an all-section honorable mention at quarterback and defensive back at Brophy College Prep.

COACHING CAREER

2022

New York Giants

offensive assistant/game manager



Andre Patterson, whose four decades of coaching experience include 18 years in the NFL, is in his first season as the Giants' defensive line coach.

Patterson spent the previous eight seasons with the Minnesota Vikings the first six as the team's defensive line coach. In 2020, Patterson added the titles of co-defensive coordinator and assistant head coach.

He was previously the Vikings' defensive line coach in 1998-99. Patterson has coached at each level, working five years as a high school coach and 15 years in the collegiate ranks in addition to his long tenure in the NFL.

In his second stint with Minnesota (2014-21), Patterson helped the Vikings' defense lead the NFL in opposing third-down conversion percentage (35.9), tie for fourth in sacks (334) and rank third in rushing touchdowns allowed (91) and eighth in opponent yards-per-game (338.8).

Under Patterson's tutelage, Danielle Hunter and Everson Griffen were among the most productive defensive ends in the NFL. Hunter recorded 48.0 sacks prior to turning 25 years of age, an NFL record since sacks became an official stat in 1982 and became the youngest player (25 years and 40 days) to eclipse 50.0 career sacks. He has 14.5 sacks and was a Pro Bowler in both 2018 and 2019 before being derailed by injuries the last two seasons. Griffen is a four-time Pro Bowler who is seventh in franchise history with 79.5 sacks.

The 2018 Vikings recorded 50.0 sacks, the third-highest total in franchise history. The defense set a franchise record with 10 sacks vs. Detroit on Nov. 4 and had 9.0 sacks vs. Miami on Dec. 16.

The previous year, the Vikings finished first in the league in scoring and total defense, allowing just 15.8 points per game and 275.9 yards per game. Griffen was selected to his third Pro Bowl and defensive tackle Linval Joseph his second. Griffen began the year with a streak of eight straight games with a sack, tied for the longest streak to start a season in NFL history.

Before joining the Vikings for the second time, Patterson spent the 2013 season as the assistant head coach/defensive line coach at Florida International University.

From 2010-2012, Patterson served as the defensive coordinator at Texas-El Paso. His most successful season at UTEP was 2011, when the Miners recorded 10 more sacks than the previous year in one less game.

Patterson was the assistant head coach/defensive line coach from 2008-2009 at UNLV.

From 1997-2006, Patterson worked in the NFL, primarily as a defensive line coach. He joined Mike Shanahan's Broncos staff for the 2005 and 2006 seasons. Patterson was a part of the 13-3 Broncos team in 2005 that reached the AFC Championship Game. Denver's plus-20 turnover differential was the NFL's second best.

In 2003 and 2004, Patterson was the Cleveland Browns D-line coach. From 2000-2002, Patterson held the same position with the Dallas Cowboys. From the 2000-01 seasons, Dallas' run defense improved from 32nd in the NFL to 13th.

Patterson's first stint in Minnesota was in the 1998-99 seasons. He coached the defensive line during the Vikings' 15-1 season in 1998, when they lost to Atlanta in the NFC Championship. The defense finished the season sixth in the league in points allowed.

Starting his NFL career in 1997, Patterson joined Pete Carroll and the New England Patriots as a defensive assistant. The Patriots won the AFC East title in his only season with the club.

His only stint as a collegiate head coach came at Cal Poly-San Luis Obispo from 1994-96, when the team was 17-16. Patterson led his team to a league title in 1994 and was named American West Conference Coach of the Year. The 1994 season was Cal Poly's first in Division I-AA.

Patterson was the D-line coach at Washington State in 1992-93 and at Cornell in 1990-91. The 1990 Cornell team won the Ivy League Championship.

Patterson served as the defensive coordinator at Western Michigan in 1989. The year before, he coached the defensive line at Weber State.

Patterson was the head coach as St. Monica (Calif.) High School in 1987. From 1983-86 he was the defensive coordinator at Renton High School in Washington. Patterson began his coaching career as a graduate assistant at his alma mater, Montana, in 1982.

A native of Richmond, Calif., Patterson and his wife, Donna, have a son, Andre, Jr. and a daughter, Ashmera. Patterson earned his bachelor's degree in secondary education from Montana in 1983. He played collegiately as an offensive lineman at Contra Costa College and Montana before suffering a career-ending knee injury.

In 2020, Patterson was inducted into the JFK High School Hall of Fame in his hometown of Richmond.

COACHING CAREER

1982	University of Montant	graduate assistant
1988	Weber State University	defensive line
1989	Western Michigan University	defensive coordinator
1990-91	Cornell University	defensive line
1992-93	Washington State University	defensive line
1994-96	Cal Poly-San Luis Obispo	head coach
1997	New England Patriots	defensive assistant
1998-99	Minnesota Vikings	defensive line
2000-02	Dallas Cowboys	defensive line
2003-04	Cleveland Browns	defensive line
2005-06	Denver Broncos	defensive line
2008-09	University of Nevada, Las Vegas	assistant head coach/defensive line
2010-12	University of Texas at El Paso	defensive line
2013	Florida International University	assistant head coach/defensive line
2014-19	Minnesota Vikings	defensive line
2020-21	Minnesota Vikings	defensive line/co-defensive coordinator/asst. head coach
2022	New York Giants	defensive line



DeAndre Smith this year makes his NFL coaching debut mentoring the Giants' running backs after 22 years at the collegiate level. He spent the last three seasons coaching the running backs at Texas Tech.

In 2021, the Red Raiders led the Big 12 with 32 rushing touchdowns, including 10 by SaRodorick Thompson. Smith helped Thompson develop into one of the conference's best backs in 2019-20, when he totaled 1,375 yards and 20 touchdowns on the ground. Thompson led Texas Tech in rushing each of his three seasons under Smith. In Smith's first season with the Red Raiders in 2019, Thompson rushed for 765 yards and 12 touchdowns to become only the eighth freshman in Texas Tech history to lead the team in rushing.

In his lone season at Utah State in 2018, Darwin Thompson earned second-team All-Mountain West as a junior after rushing for 1,044 yards and 14 touchdowns to help the Aggies tie the school single-season record with 11 wins. Thompson, who has also caught 22 passes for 336 yards and two touchdowns, averaged 6.8 yards per carry, which led all Mountain West rushers and ranked 14th nationally. He also ranked among the top 20 rushers nationally in both total touchdowns (16) and rushing touchdowns.

Prior to his arrival at Utah State, Smith spent five seasons at power-five conference schools with stops at Syracuse (2013-15), Purdue (2016) and North Carolina (2017). He was also an assistant at Illinois from 2010-11 before returning to New Mexico for his second stint with the Lobos in 2013.

Smith began his collegiate coaching career as the offensive coordinator and quarterbacks coach at Indiana State from 1999-00. He then moved to Northern Illinois, where he was the

running backs coach and special teams assistant from 2001-04. He was part of the Miami (Ohio) staff as assistant head coach and running backs coach from 2005-07.

Over his two decades of college coaching, Smith mentored four All-Americans and had 10 running backs rush for at least 1,000 yards, including Mikel LeShoure at Illinois and Michael Turner and Garrett Wolfe at Northern Illinois. LeShoure was a standout for the Fighting Illini in 2010 as he set school records for rushing yards (1,697), scoring (122 points) and rushing touchdowns (17) en route to earning first-team All-Big Ten honors and second-team All-America accolades.

Turner and Wolfe both earned All-America honors with the Huskies after ranking among the top rushers in the country. Turner was named a second-team All-America in 2002 and 2003 after leading the Mid-American Conference in rushing, while Wolfe was selected honorable mention in 2004 after ranking fifth nationally with 1,656 rushing yards.

Smith, a native of St. Louis, was a four-year letter-winner at quarterback for Southwest Missouri State, where he was the 1990 Division I-AA Offensive Player of the Year as well as an All-America. He was named the Gateway Conference Player of the Year from 1985 to 1995.

Smith, who earned his bachelor's degree in organizational communication from Southwest Missouri State in 2002, played professionally for the Calgary Stampeders of the Canadian Football League in 1992 and then in France in 1993.

Smith and his wife, Lori, have two sons, Ryan and Donovan, and a daughter, Ashley.

COACHING CAREER

1999-2000	Indiana State University	offensive coordinator/quarterbacks
2001-04	Northern Illinois University	running backs/assistant special teams
2005-07	Miami University (Ohio)	assistant head coach/running backs
2008	University of New Mexico	running backs
2009	University of Nevada, Las Vegas	running backs
2010-11	University of Illinois	running backs
2012	University of New Mexico	running backs
2013-15	Syracuse University	running backs
2016	Purdue University	running backs
2017	University of North Carolina	running backs
2018	Utah State University	running backs
2019-21	Texas Tech University	running backs
2022	New York Giants	running backs



GIANTS

TONY SPARANO JR.

ASSISTANT OFFENSIVE LINE COACH

ny

NFL EXPERIENCE: 12TH SEASON

GIANTS EXPERIENCE: 1ST SEASON

Tony Sparano, Jr., who has been an NFL coach since 2011, is in his first season as the Giants’ assistant offensive line coach.

Sparano spent the 2021 season as the Carolina Panthers’ assistant O-line coach.

Sparano previously spent four seasons (2017-20) as the assistant line coach for the Jacksonville Jaguars. In his first season in Jacksonville, the Jaguars allowed only 24 sacks, led the NFL with 141.4 rushing yards a game and advanced to the AFC Championship Game, where they lost to New England. Quarterback Blake Bortles threw for 3,687 yards and 21 touchdowns.

In 2019, the line helped Leonard Fournette set a career high with 1,674 scrimmage yards and quarterback Gardner Minshew set franchise records for passing yards (3,271), broken last season by Trevor Lawrence’s 3,641) and passing touchdowns (21) by a Jacksonville rookie.

Sparano was the Buffalo Bills’ tight ends coach from 2015-16. In 2016, Sparano coached tight end Charles Clay, the team’s leading receiver, who had 57 receptions for 552 yards, the third-best season by a tight end in team history. In 2015, the tight ends helped block for a Bills rushing attack that led the NFL with 2,432 yards.


Sparano entered the NFL in 2011 as the offensive quality control coach in Miami, where his late father, Tony, was the Dolphins’ head coach. He was an intern with the Jets for two seasons before becoming an offensive assistant in 2014.

Before coaching in the NFL, Sparano spent one year in the UFL with the Hartford Colonials as their assistant defensive line coach.

Sparano was a three-year letterman at defensive end at the University at Albany. He and his wife, Rebecca, have four children, Tony Jr., Gabriella, Mia and Gianna.

COACHING CAREER

2010	Hartford Colonials	assistant defensive line
2011	Miami Dolphins	offensive quality control
2012-13	New York Jets	intern
2014	New York Jets	offensive assistant
2015-16	Buffalo Bills	tight ends
2017-20	Jacksonville Jaguars	assistant offensive line
2021	Carolina Panthers	assistant offensive line
2022	New York Giants	assistant offensive line



GIANTS

SHEA

TIERNEY

ny

QUARTERBACKS COACH

NFL EXPERIENCE: 8TH SEASON

GIANTS EXPERIENCE: 1ST SEASON

Shea Tierney is in his first season as the Giants’ quarterbacks coach.

Tierney spent the previous four years working with Brian Daboll on the Buffalo Bills’ staff, the first two as an offensive assistant and the last two as the assistant quarterbacks coach.

In those two seasons, Josh Allen was one of the NFL’s most productive and successful quarterbacks. The Bills were 27-11 combined in the regular season and postseason, won two AFC East titles and advanced to the 2020 conference championship game. In those 38 games, Allen threw for 10,405 yards and 87 touchdowns. He finished second in the NFL Most Valuable Player voting in 2020.

Tierney joined the Bills in 2018 after spending the previous two seasons as an offensive analyst for the University of Alabama,

which was 27-2 when he was on the staff. With the Crimson Tide, he worked closely with Billy Napier, the wide receivers coach in Tierney’s first season, who is now the head coach at the University of Florida. In his second season at Alabama, Tierney worked under Daboll, who was the offensive coordinator when the Crimson Tide won the 2017 national championship.


Tierney’s first NFL experience was as a football analyst/coaching intern with the Philadelphia Eagles from 2013-15.

His initial coaching position was at North Carolina State as an offensive graduate assistant from 2011-12.

Tierney is a graduate of Neshaminy High School in Langhorne, Pa. and N.C. State. He is married to the former Emily Seng of Macungie, Pa.

COACHING CAREER

2011-12	North Carolina State University	offensive graduate assistant
2013-15	Philadelphia Eagles	football analyst/coaching intern
2016-17	University of Alabama	offensive assistant
2018-19	Buffalo Bills	offensive assistant
2020-21	Buffalo Bills	assistant quarterbacks coach
2022	New York Giants	quarterbacks coach



GIANTS

MICHAEL TREIER

ASSISTANT DEFENSIVE BACKS COACH

NFL EXPERIENCE: 3RD SEASON

GIANTS EXPERIENCE: 3RD SEASON

ny

Mike Treier is in his third season with the Giants and his second as the team's assistant defensive backs coach. He assists Jerome Henderson in coaching the secondary. In Treier's debut season with the Giants in 2020, he was the team's defensive quality control coach, his first NFL position.

In 2021, the Giants' pass defense ranked 15th in the NFL, allowing 225.8 yards a game. Second-year pro Xavier McKinney led the team with five interceptions, the highest total by an NFL safety last season. McKinney earned NFC Defensive Player of the Week honors after recording his second game of the season with multiple interceptions vs. Las Vegas on Nov. 2, when he twice picked off Raiders quarterback Derek Carr. McKinney returned the second interception 41 yards for a touchdown at the beginning of the third quarter. Julian Love continued to be the secondary's most versatile player and cornerback Adoree' Jackson had 62 tackles and eight passes defended despite missing three games.

The defensive staff coached one of the NFL's most improved units in 2020. The defense ranked ninth in the league by allowing 357 points, 94 fewer than their total in 2019. The Giants were 12th in the league by allowing 349.3 yards-per-game after finishing 27th at 377.3 yards the previous season. Giants opponents averaged just 5.3 yards a play, the NFL's ninth-lowest figure.

Treier joined the Giants from Marshall University, where he coached from 2017-19 in his second stint with the school.

In 2019, Treier was the safeties coach and recruiting coordinator for a Thundering Herd team that finished 8-5, including 6-2 in Conference USA. In addition to his duties as safeties coach and recruiting coordinator, Treier was also heavily involved in Marshall's special teams, especially in the punt game where the Herd excelled during Treier's entire tenure.

Treier spent a second season as Marshall's cornerbacks coach in 2018, when the Herd was 9-4 overall and 6-2 in the conference and finished third in the league by allowing only 21.8 points a game. Marshall tied for fifth in the conference with 12 interceptions. Cornerback Chris Jackson was named second-team All-Conference USA and Steven Gilmore was selected to the league's all-freshman team.

Treier returned to Marshall as the cornerbacks coach in 2017. Jackson, then a sophomore, was chosen honorable mention all-conference after leading the team with three interceptions.


In 2016, Treier was named the secondary coach at UT-Martin. By the end of that season, he had been promoted to the SkyHawks' defensive coordinator position.

Treier first coached at Marshall in 2013-15, when he was a graduate assistant.

Treier was raised in Lancaster, Pa. and attend Penn Manor High School in Millersville, Pa. He has a bachelor's degree in business management from Temple University.

COACHING CAREER


2011-12	Temple University	defensive student assistant
2013-15	Marshall University	graduate assistant
2016	University of Tennessee at Martin	secondary/co-defensive coordinator
2017-18	Marshall University	cornerbacks/recruiting coordinator
2019	Marshall University	safeties/recruiting coordinator
2020	New York Giants	defensive quality control
2021-22	New York Giants	assistant defensive backs



DREW WILKINS

OUTSIDE LINEBACKERS COACH

NFL EXPERIENCE: 13TH SEASON
GIANTS EXPERIENCE: 1ST SEASON



Drew Wilkins is in his first season as the Giants’ outside linebackers coach. He spent the previous 12 seasons with the Baltimore Ravens, the last 10 working with Giants defensive coordinator Wink Martindale, including the last four coaching the outside linebackers.

Wilkins’ 12 years in Baltimore resulted in several top-ranked defenses and a Super Bowl XLVII victory. In 2021, the Ravens’ defense led the NFL against the run, allowing 84.5 yards a game. Baltimore was third in the league in third down defense, allowing a conversion percentage of just 34.8 (70 of 201). Wilkins mentored rookie outside linebacker Odafe Oweh who was selected to the All-Rookie Team by the PFWA in 2021.

In 2020, the Ravens allowed the NFL’s second-fewest points per game (18.9), produced the No. 2 third-down defense (34.0%), and registered an NFL-high 25 forced fumbles. The 2019 Ravens produced a franchise-best 14-2 record, winning a second straight AFC North title. Baltimore allowed the NFL’s third-fewest points (17.6) and fourth-fewest net yards (300.6) per game. Wilkins mentored outside linebacker Matthew Judon who was selected to two Pro Bowls (2019, 2020) during his time in Baltimore with Wilkins. Wilkins also coached Tyus Bowser who registered 3 interceptions in 2020 (first among outside linebackers in NFL) and a career-best 7 sacks in 2021.

Wilkins debuted as Baltimore’s outside linebackers coach in 2018, when the Ravens had the league’s top-ranked defense, allowing 292.9 yards per game. Baltimore also permitted the league’s second-fewest points per game (17.9 a game). Wilkins coached outside linebacker Terrell Suggs, who registered 139.0 career sacks (8th in NFL history) and was selected to seven Pro Bowls. Wilkins also mentored outside linebacker Zadiarius Smith, who reached a then-career high 8.5 sacks in 2018.

In 2017, Wilkins worked with a defensive unit that led the league in both takeaways (34) and interceptions (22). In Wilkins three seasons (2014-16) as a defensive assistant he was responsible for weekly production of the defensive playbook, scouting reports, film breakdown and assisting with the development of the defensive line in practice. Outside linebacker Elvis Dumervil (a franchise-record 17) and OLB Terrell Suggs (12) combined to produce the most sacks (29) among NFL duos in 2014. Defensive tackle Haloti Ngata earned his fifth-straight Pro Bowl nod in 2013. Wilkins joined the organization in 2010 as a football video operations intern before becoming a video coordinator in 2012, when he won Super Bowl XLVII with the Ravens.

Wilkins graduated from the University of Maryland in 2010 with a double major in finance and supply chain management. While attending Maryland, he worked as a student assistant under former Maryland head coach Ralph Friedgen and current Penn State head coach James Franklin.


Wilkins’ hometown is Doylestown, PA. He attended La Salle College High School (Wyndmoor, PA), where he graduated in 2006 and earned All-Catholic League honors as a senior tight end.

Wilkins was selected to the East-West Shrine Game coaching staff (2017-19, 2022) for displaying extraordinary teaching and communication skills in the coaching profession. Served as the West squad’s defensive coordinator in 2019 and the East squad’s defensive coordinator in 2022.

Wilkins and his wife, Nurit, have a son, Benjamin Clarence (4), a daughter, Emily Nina (2), and an infant son, Leo Daniel. His younger brother, Kevin, is a Giants defensive assistant.

COACHING CAREER

2010-11	Baltimore Ravens	football video operations intern
2012	Baltimore Ravens	football video coordinator
2013	Baltimore Ravens	coaching staff coordinator
2014-16	Baltimore Ravens	defensive assistant
2017	Baltimore Ravens	assistant defensive line
2018-19	Baltimore Ravens	outside linebackers/assistant defensive line
2020-21	Baltimore Ravens	outside linebackers
2022	New York Giants	outside linebackers



GIANTS

KEVIN WILKINS

DEFENSIVE ASSISTANT

NFL EXPERIENCE: 2ND SEASON

GIANTS EXPERIENCE: 1ST SEASON


ny

Kevin Wilkins is in his first season as a Giants Defensive Assistant. Wilkins spent the previous seven seasons with the Baltimore Ravens, the first two (2015-16) as a Video Intern. He was then the team's Video Operations Coordinator from 2017-20. Wilkins began doing special projects for the Ravens' defensive coaches in 2019. Last year, he was a Defensive Assistant on the coaching staff.

Wilkins graduated from the University of South Carolina with a degree in business in 2014. He spent four seasons as a Student Video Assistant for the Gamecocks under Steve Spurrier and Joe Lisle. Wilkins is a Doylestown, Pa. native and a graduate of La Salle College High School. His older brother, Drew, is the Giants' Outside Linebackers coach.

COACHING CAREER


2015	Baltimore Ravens	video intern
2017-20	Baltimore Ravens	video operations coordinator
2021	Baltimore Ravens	defensive assistant
2022	New York Giants	defensive assistant



NICK WILLIAMS

QUALITY CONTROL/SPECIAL TEAMS COACH

NFL EXPERIENCE: 3RD SEASON
GIANTS EXPERIENCE: 3RD SEASON



Nick Williams is in his third season with the Giants and his first as the team's special teams quality control coach. Williams was an offensive quality control coach in 2021 and an offensive assistant in his first year as an NFL coach in 2020.

Prior to joining the Giants, Williams spent three seasons as the wide receivers coach at Southern Illinois University. He also served as the program's liaison with NFL teams.

In 2019, sophomore transfer Avanté Cox, who caught six passes in two seasons at the University of Wyoming, led the 7-5 Salukis with 47 receptions, 617 yards and five touchdown catches. Cox was named second-team All-Missouri Valley Conference and to the league's all-newcomer team.

The previous season, SIU's offense featured one of the league's top wideouts in Raphael Leonard, who led the team with 57 catches for 847 yards and 7 TDs. After the season, he signed with the Jacksonville Jaguars.

In Williams' first season at Southern Illinois in 2017, his receiving corps scored 18 touchdowns, led by junior Darrell James, who had 47 catches for 773 yards and eight scores. James earned all-conference honors.

Williams began his coaching career a volunteer offensive analyst in 2012 under Nick Saban at the University of Alabama, his alma mater. He was responsible for wide receiver scrimmage production and organized and ran the scout team offense.

Williams spent the 2013 season as the offensive graduate assistant at Valdosta State.

He was the wide receivers coach at Jacksonville State from 2014-16, when the Gamecocks went 23-0 in the Ohio Valley Conference. In 2015, JSU spent 11 weeks at ranked No. 1 in the nation and lost the national championship game. Williams moved to SIU in 2017.

Williams' receiving corps at JSU set a school record with 3,102 receiving yards in 2015. Josh Barge was a first-team All-OVC wide receiver after hauling in 92 catches for 1,145 yards and 11 touchdowns, all school records.

Williams earned a spot on the Alabama football team as a walk-on and contributed as a wide receiver and on special teams. He helped the Crimson Tide win national championships in 2009, 2011 and 2012. Alabama was 49-5 and won two SEC titles during his playing career. Williams graduated from Alabama with a degree in business management.

Williams' father, Bobby Williams, is a longtime coach, who served as Alabama's tight ends and special teams coordinator when Nick played for the Crimson Tide. From 2000-02, Bobby Williams was head coach at Michigan State (succeeding Saban). Bobby Williams is currently the tight ends coach and special teams coordinator at the University of Oregon.

Nick is married to Taylor Williams.

COACHING CAREER

2012	University of Alabama	offensive analyst
2013	Valdosta State University	offensive graduate assistant
2014-16	Jacksonville State University	wide receivers
2017-19	Southern Illinois University	wide receivers
2020	New York Giants	offensive assistant
2021	New York Giants	offensive quality control
2022	New York Giants	special teams quality control

GIANTS ALL-TIME ASSISTANT COACHES (A-L)

NAME	SEASONS	YEARS	NAME	SEASONS	YEARS
Adams, Ernie	1979-81	3	Fontes, Len	1983-88	6
Anarumo, Lou	2018	1	Fox, John	1997-2001	5
Anderson, Ryan	2021	1	Fry, Jay	1976-78	3
Austin, Bill	1979-82	4	Galat, Joe	1977-78	2
Baker, Angela	2022	1	Garrett, Jason	2020-Present	2
Baker, Henry	2019	1	Garrett, Jim	1969-73	5
Barnett, Andy	2004-06	3	Gibson, Bob	1977-78	2
Belichick, Bill	1979-90	12	Gilbride, Kevin	2004-13	10
Bettcher, James	2018-19	2	Gilbride, Kevin M.	2010-18	8
Bielema, Bret	2020	1	Gillhamer, Mike	1997-2000	4
Bicknell, Jr., Jack	2009-11	3	Giunta, Peter	2006-14	9
Bischoff, Andy	2022	1	Glick, Fred	1981-82	2
Blackmon, Don	1993-96	4	Goode, Kerry	1993-96	4
Blevins, Anthony	2018-Present	5	Graham, Patrick	2016-17, 2020-Present	4
Blick, Bobby	2017-20	4	Groh, Al	1989-91	3
Blount, Carter	2021	1	Groh, Mike	2022	1
Brazil, Dave	1992-2003	12	Haluchak, Mike	1997-2000	3
Bresnahan, Tom	1983-84	2	Handley, Ray	1984-90	7
Brown, Rosie	1967-70	4	Hawkins, Ralph	1979-80	2
Brown, Stephen	2020	1	Hazeltine, Matt	1971-73	3
Bruney, Fred	1991-92	2	Hecker, Norb	1969-71	3
Burns, Burton	2020-2021	2	Heinrich, Don	1961	1
Callaway, Russ	2021	1	Henderson, Jerome	2020-Present	3
Cignetti Jr., Frank	2016-18	2	Henry, Adam	2016-18	2
Colombo, Marc	2020	1	Henshaw, George	1993-96	4
Coughlin, Tom	1988-90	3	Herrmann, Jim	2009-15	7
Cox, Bryan	2022	1	Hoaglin, Fred	1985-92	8
Crennel, Romeo	1981-92	12	Hodgson, Pat	1979-87	9
Curtis, Andre	2006-08	3	Holcomb, Al	2009-12	4
Daniel, James	1993-96	4	Hollern, Ryan	2020-2021	2
Danos, Joe	2013-2019	7	Howell, Jim Lee	1951-53	3
Davis, Billy	2004	1	Hufnagel, John	2004-06	3
Dawson, Mike	2019	1	Hunter, Hal	2018-2019	2
DeBerg, Steve	1995-96	2	Infante, Lindy	1977-78	2
DeCamillis, Joe	1993-96	4	Ingram, Jerald	2004-13	10
DeFilippo, John	2005-06	2	Ivy, Frank "Pop"	1965-66, 1971	3
DeGuglielmo, Dave	2004-08	5	Izzo, Larry	2011-15	5
Dell Isola, Johnny	1957-59	3	Jackson, Milt	1997	1
Dooley, Derek	2020-2021	2	Jones, Amos	2020-2021	2
Dowhower, Rod	1997-98	2	Johnson, Bobby	2022	1
Dunn, John	1997-2003	7	Johnson, Craig	2014-2019	6
Egorugwu, John	2022	1	Jones, Christian	2022	1
Emanuel, Gary	2018-2019	2	Kafka, Mike	2022	1
Enis, Hunter	1974-76	3	Katcavage, Jim	1969-73	5
Erhardt, Ron	1982-91	10	Kavanaugh, Ken	1955-70	16
Fassel, Jim	1991-92	2	Kitchens, Freddie	2020-2021	2
Faulkner, Mike	1980	1	Knox, Cade	2022	1
Fewell, Perry	2010-14	5	Kolman, Ed	1950-56, 1960-65	13
Flaherty, Pat	2004-15	12	Landry, Tom	1954-59	6
Flaherty, Ray	1935	1	Langsdorf, Danny	2014	1

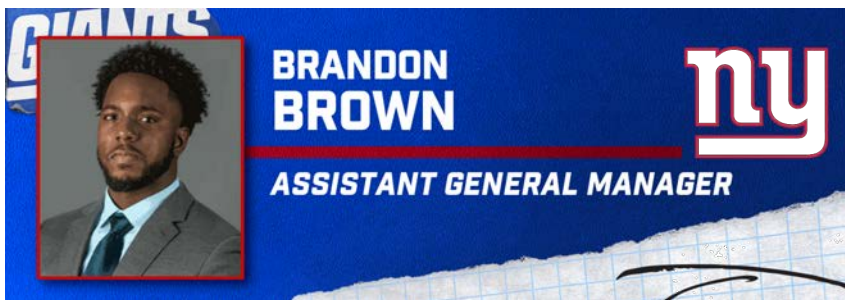
GIANTS ALL-TIME ASSISTANT COACHES [L-W]

NAME	SEASONS	YEARS	NAME	SEASONS	YEARS
Leachman, Lamar	1980-89	10	Robinson, Jimmy	1998-2003	6
Ledbetter, Bob	1983	1	Robustelli, Andy	1962-64	3
Leemans, Tuffy	1943-44	2	Roeder, Ryan	2013-2019	7
Leggett, Earl	1993-96	4	Rote, Kyle	1962-63	2
Leonard, Rob	2013-19	6	Ruel, Pat	2004	1
Lewis, Tim	2004-06	3	Rust, Rod	1992, 2002-03	3
Lombardi, Vince	1954-58	5	Rutledge, Ed	1974-76	3
Lord, Bob	1979-82	4	Ryan, Sean	2007-15	9
Lynn, Johnnie	1997-2003	7	Sale, Rob	2021	1
Mac Duff, Larry	1997-2002	6	Schnall, Steve	1983-84	2
Mangurian, Pete	1993-96	4	Schonert, Turk	2003	1
Marcin, Denny	1997-2003	7	Schottenheimer, Marty	1975-77	3
Martindale, Don	2022	1	Schuplinski, Jerry	2020-2021	2
Massey, Robert	1998	1	Scott, Tom	1965-66	2
Matsko, John	1997-98	2	Sefcik, George	1991-96	6
McAdoo, Ben	2014-15	2	Shaffer, Leland	1944	1
McGaughey, Thomas	2007-10, 2018-Present	9	Sheridan, Bill	2005-09	5
McGovern, Bill	2016-2019	4	Sherman, Allie	1949-53, 1959-60	7
McNally, Jim	1999-2003	5	Sherrer, Kevin	2020-2021	2
McVay, John	1976	1	Shula, Mike	2018-2019	2
Merritt Sr., David	2004-18	14	Skipper, Jim	1997-2000	4
Miller, Al	1993-96	4	Smith, DeAndre	2022	1
Milus, Ron	2004-05	2	Smith, Richard "Red"	1944-49	6
Modzelewski, Dick	1978	1	Solari, Mike	2016-18	2
Molenda, Bo	1936-40	5	Spagnuolo, Steve	2007-08, 2015-18	5
Nolan, Mike	1993-96	4	Sparano Jr., Tony	2022	1
Nunn, Robert	2010-15	6	Spencer, Sean	2020-2021	2
Olivadotti, Tom	2000-03	4	Stanley, Jim	1979	1
Owen, Bill	1941-42, 1945-48	5	Stoddard, Craig	1997-2003	7
Palm, Mike	1941, 1945-47	4	Strong, Ken	1940, 1961-65	6
Palmer, Chris	2007-09	3	Studesville, Eric	2001-03	3
Palmieri, Jerry	2004-15	12	Stukes, Dwayne	2016-18	2
Parcells, Bill	1979, 1981-82	3	Sullivan, Mike	2004-11, 2015-18	11
Parker, Johnny	1984-92	9	Svare, Harland	1960-61, 1967	3
Patera, Jack	1967	1	Sweatman, Mike	1985-92, 2004-06	11
Patterson, Andre	2022	1	Swiacki, Bill	1954	1
Patton, Jimmy	1962-64	3	Symank, John	1974-78	5
Paul, Markus	2007-18	11	Tierney, Shea	2022	1
Payton, Sean	1999-2002	4	Tittle, Y.A.	1969-73	5
Peters, Floyd	1974-75	2	Tolbert, Tyke	2018-2021	4
Plumb, Ted	1974-76	3	Townsend, Deshea	2018-19	1
Pollard, Don "Deek"	1979-80	2	Treier, Mike	2020-Present	3
Pope, Michael	1983-91, 2000-13	23	Trimble, Jim	1967-68	2
Priefer, Mike	2003-05	3	Trott, Bobby	1991-92	2
Pruitt, Jeremy	2021	1	Tunnell, Emlen	1963-73	11
Quinn, Tom	2006-2021	16	VonAppen, Fred	2001	1
Read, Bruce	2002-03	2	Walker, DeWayne	2002-03	2
Rehbein, Dick	1992-99	8	Walton, Joe	1969-73	5
Rhule, Matt	2012	1	Walton, Tim	2015-18	3
Robertson, Jay	2000-03	4	Wampfler, Jerry	1978	1

GIANTS ALL-TIME ASSISTANT COACHES [W-Y]

NAME SEASONS YEARS NAME SEASONS YEARS

Webster, Alex.	19671
Weis, Charlie	1990-923
Wellman, Aaron	2016-20194
Wells, Lunda	2012-20198
Wietecha, Ray	1972-765
Wilkerson, Ben	2018-20214
Wilkins, Drew	20221
Wilkins, Kevin	20221
Williams, Jim.	1979-813
Williams, Nick	2020-Present3
Withers, Everett	20191
Wright, Harry.	1964-663
Wright, Jody	2020-212
Yaralian, Zaven	1993-964
Young, Laura	20221



Brandon Brown is in his first season as the Giants' assistant general manager. He is the top associate of general manager Joe Schoen.

Brown, 33, spent the previous five seasons with the Philadelphia Eagles. He was promoted to the team's director of player personnel in 2021. In that role, Brown oversaw the Eagles' pro scouting department and did crossover work on the college scouting side.

Brown joined the Eagles in 2017 and was the assistant director of pro scouting in his first two seasons with the team. In 2019, he was promoted to the director of pro scouting, a position he also held for two years.

Prior to his tenure with the Eagles, Brown spent two seasons with the Indianapolis Colts as an advance scout (2016) and scouting assistant (2015).

He joined the Colts after spending two years at Boston College, first as a recruiting specialist (2013) and then as the assistant director of player personnel (2014).

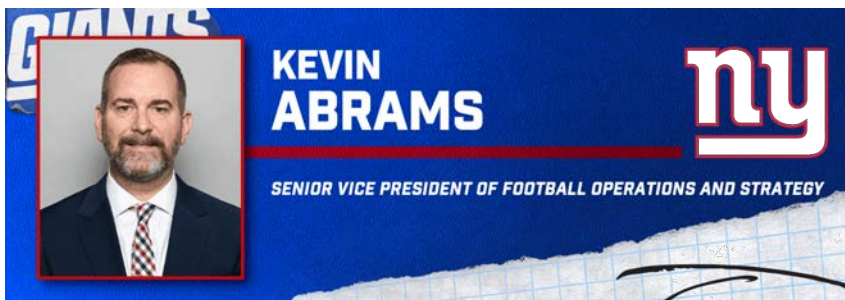
In 2012, Brown was a pro personnel intern in the Jets' training camp.

A four-year letterman as a defensive back at Fordham University, Brown earned his bachelor's degree in business administration with a dual concentration in entrepreneurship and communications media management. In addition, Brown was a two-time all-Patriot League academic selection.

After graduating from Fordham in 2010, Brown earned a Juris Doctor degree from Barry University Law School in Orlando, Fla.

While pursuing his law degree at Barry, Brown worked as athletic compliance graduate assistant/football support at the University of Central Florida, where he was named lead articles editor of the Earth Jurisprudence and Environmental Justice Law Journal and was a member of the Black Law Student Association and Sports Law Society.

Brown is a native of Glen Cove, N.Y., on Long Island. He attended St. Anthony's High School in South Huntington, where he was a Sports Illustrated Northeast All-American in 2003 and was named to Prepstar Magazine's All-Region team and the NY Daily News' All-Suburban team.



Kevin Abrams is in his 24th season with the Giants and his first as the team's senior vice president of football operations & strategy. Abrams was the Giants' assistant general manager for 20 years and was also the team's vice president of football operations for the previous four years.

Abrams was the Giants' salary cap analyst in his first three years with the franchise.

Abrams is responsible for strategic planning related to football operations, data and innovation, managing the salary cap, negotiating player contracts, and compliance with the NFL's collective bargaining agreement. He also works closely with the college scouting and pro personnel departments.

In July of 1999, Abrams was hired to fill the newly created position

of salary cap analyst. He came to the Giants from the NFL Management Council, where he helped to monitor the league-wide salary cap and analyzed all new player contracts with respect to the collective bargaining agreement. Prior to working at the Management Council, Abrams completed internships and graduate work in player personnel, recruiting, public relations and corporate relations with the Washington Football Team, the Ohio University football program, the Buffalo Bills and the London Monarchs.

Abrams was raised in Toronto, Canada. He completed his undergraduate degree at the University of Western Ontario and earned his master's degree in sports administration from Ohio University.

Kevin and his wife, Sarah-Jane, live in New York City with their three children, Joseph, Grace and Cormac.



TIM MCDONNELL

DIRECTOR OF PLAYER PERSONNEL



Tim McDonnell is in his second season as the Giants' director of player personnel.

He previously spent six years as a pro scout for the Giants.

In his current role, McDonnell evaluates both pro and college players while working closely with general manager Joe Schoen, assistant G.M. Brandon Brown and the team's personnel staff.

Before joining the Giants, McDonnell worked for eight years in the Notre Dame football program in a variety of roles, the last six as the director of player personnel/director of football personnel, a role in which he organized and administered the Irish recruiting efforts. McDonnell also served as a liaison between the Irish and NFL personnel, helped coordinate the walk-on program, and assisted in managing the roster under coaches Charlie Weiss and Brian Kelly.

McDonnell is a 2005 graduate of the College of the Holy Cross in Worcester, Mass., and a three-year football letterman as a receiver. He was the inaugural recipient of the Daniel Allen Sportsmanship Award in 2005, presented to the Holy Cross varsity athlete who best exemplifies the qualities of sportsmanship that coach Daniel Allen exhibited throughout his life. He also received the 2004 Unsung Hero Award as the player who supported the team spiritually, emotionally and physically for the good of the team.

A native of Harrison, N.Y., McDonnell graduated from Iona Prep before starting his collegiate career at Holy Cross. McDonnell is the grandson of Wellington Mara, the Giants' late and much-loved former president and a Pro Football Hall of Famer, and the late Ann Mara.

McDonnell is married to the former Marisa Meister. The couple has four young sons, Jack, Conor, Timothy and Wellington ("Wells").



DENNIS HICKEY

ASSISTANT DIRECTOR OF PLAYER PERSONNEL



Dennis Hickey, a former Miami Dolphins general manager who spent the past five years working with Joe Schoen in Buffalo, is in his first season as the Giants' assistant director of player personnel.

Hickey was the Bills' senior college scout in 2017-18 before being promoted to senior national scout in his third year with the team. His five-year tenure mirrored Schoen's time with the team. Schoen and Hickey first worked together in 2014-15, when Hickey was the Dolphins' general manager and Schoen was the team's director of player personnel.

During Hickey's tenure in Buffalo, the Bills drafted numerous players who helped them earn four postseason berths in five seasons, including the last two AFC East titles. That group included quarterback Josh Allen, linebacker Tremaine Edwards, running back Devin Singletary, tight end Dawson Knox, defensive tackle Ed Oliver, cornerback Tre'Davious White and safeties Micah Hyde and Jordan Poyer.

In Miami, Hickey was responsible for the Dolphins' football operations and administration, including directing the college and pro personnel departments. He directed all scouting efforts involving the college draft, free agency, the Canadian Football League and personnel of the other 31 NFL teams.

During Super Bowl week in 2015, Hickey was one of the recipients of the inaugural Steinberg-DeNicolò Awards for Humanitarian Service. The awards are designed to recognize an owner, an

executive, a coach, and a player who support their community through service and charitable actions. Hickey regularly assisted with Special Olympics programs throughout the Miami-Dade County area as part of his Hickey's Heroes Foundation.

Hickey joined the Dolphins after spending 18 years with the Tampa Bay Buccaneers, including three seasons (2011-13) as the team's director of player personnel. From 2004-10, he was the team's director of college scouting.

Hickey was the Buccaneers' pro personnel assistant in 1996-97. He then spent six seasons as a college scout with the team. Hickey was a member of the Buccaneers' first Super Bowl championship team in 2002, a 48-21 victory against Oakland in Super Bowl XXXVII.

In 1994-95, Hickey was the defensive backs coach for Blinn Junior College in Brenham, Texas.

Hickey began his collegiate career as a safety at Coffeyville Community College in Coffeyville, Kansas, where he played on a junior college national championship team and was a captain and an academic All-American. He then transferred to the University of Tulsa, where he was a three-year starter at safety. Hickey graduated from Tulsa with a degree in history/education and later earned a master's degree in educational administration from Prairie View A&M University.

Hickey and his wife, Stephanie, have one daughter, Breanna, and one son, Barrett.



Chris Rossetti is in his first season as the Giants' director of pro scouting.

Rossetti spent the previous seven seasons with the Miami Dolphins, the first two (2015-16) working with Giants' General Manager Joe Schoen.

In this role, Rossetti works closely with Schoen to continually upgrade the roster through free agent acquisitions, trades, waiver claims and practice squad signings. He aids Head Coach Brian Daboll and the coaching staff with their weekly preparation for upcoming opponents by creating advance scouting reports during the season.

Rossetti is responsible for overseeing the team's pro scouting efforts, which include player evaluations, managing depth charts, organizing tryouts and monitoring transactions around the NFL as well as other professional leagues. Rossetti collaborates with both analytics and football administration to determine player value in the marketplace heading into the free agency period.

In 2021, Rossetti was the Dolphins' assistant director of pro

scouting. In that role, he evaluated players throughout the NFL as it pertained to free agency, preseason, team advances, trades, practice squads and the waiver wire. Rossetti also evaluated other professional leagues & worked alongside the analytics department to produce an advance scouting report to prep the coaching staff for upcoming games

Rossetti joined the Dolphins as a pro personnel assistant in 2015 and spent five seasons (2016-20) as a pro scout for the team.

Prior to Miami, Rossetti spent three seasons (2012-14) in the CFL with the Toronto Argonauts' player personnel department. He initially began as a scouting assistant in 2012 where he was a member of the 100th Grey Cup championship team. He was then promoted to player personnel assistant the following year before serving as the director of player personnel in 2014 at the age of 24.

Rossetti is a Mississauga, Ontario (Canada) native. He was a two-year starter as a quarterback at the University of Guelph (Ontario), graduating in 2012 with an honors degree in history. He and his wife, Alex, have one daughter, Hailey.



**BLAISE
BELL**

BLESTO SCOUT



Blaise Bell is in his third season as the Giants' scout in the BLESTO scouting combine.

Bell first worked with the Giants as a pro personnel intern during the 2019 season.

Prior to joining the Giants, Bell spent five years at College of the

Holy Cross, where he earned a Bachelor of Arts degree in psychology. After redshirting his freshman year, he was a four-year letterman on the Crusaders' football team. Bell was a team captain his senior year and a two-time All-Patriot League wide receiver.

A native of Houston, Bell graduated from Metea Valley High School in Aurora, Illinois in 2014.



**D.J.
BOISTURE**

AREA SCOUT, WEST



D.J. Boisture is in his ninth season as a member of the Giants' scouting staff and seventh as a West Coast scout.

Boisture was a Giants pro personnel intern from June 2013-15, a position he also held in training camp in 2012.

In his previous Giants stint, Boisture performed numerous scouting duties, including creating reports for special teams charts, stats, roster changes, depth chart, and participation charts that are

distributed to coaches, scouts and front office personnel.

Boisture has a bachelor's degree in business and sports management from Sacred Heart University in Fairfield, Conn., where he was a four-year starter on the baseball team.

Boisture and his wife, Courtney, reside in Capistrano Beach, California.



JEREMY BREIT

NATIONAL SCOUT



Jeremy Breit is in his 18th year in the NFL and 17th season with the Giants. The 2022 season is his 12th on the college scouting staff and fifth as a national/regional scout following seven years as an area scout.

Breit previously served in the Giants' pro personnel department, including two years as a pro scout. His primary responsibilities included assisting the coaching staff in scouting the Giants' upcoming opponents, as well as evaluating potential free agents.

Breit began his career as a pro scouting intern with the Houston Texans in 2005.

A graduate of the University of Tennessee, Breit assisted the director of football operations for both the 2002 and 2003 seasons in Knoxville. He has also earned an MBA from Dowling College.

Breit, a native of West Islip, N.Y., resides in Nashville, Tenn.



HANNAH BURNETT

AREA SCOUT, MIDLANDS



Hannah Burnett is in her third season as a Giants area scout.

Prior to joining the Giants, Burnett worked for the Atlanta Falcons from November 2018 until June 2020, first as a scouting coordinator and then as a scouting assistant.

As a coordinator, Burnett worked as the liaison between the Falcons, players, agents, and schools to schedule workouts and managed the logistics of player on-boarding. She assisted the scouts with travel coordination, pro-scout advance, and updated club databases as needed while also handling scouting assistant responsibilities. Those duties included watching college film, creating POA cutups and evaluating practice film. Other responsibilities included attending bowl games and the NFL Combine.

Burnett joined the Falcons after working as a player personnel assistant at the NFL office in New York. She also has experience as a sports marketing intern at the University of Massachusetts-Amherst and an event operations intern with the Buffalo Bills.

In 2020, Burnett was named a Scott Pioli & Family Fund recipient, an annual grant that aims to promote the development, education

and training on aspiring female football coaches and scouts.

A graduate of UMass-Amherst, Burnett played Division 1 lacrosse and served as captain of the team. She served on the Student-Athlete Advisory Committee (SAAC) and was a member of the Atlantic-10 Conference Commissioners Honor Roll. Burnett was a two-time all-region player, two-time all-conference player and three-time conference champion. She holds the record at UMass for most points in a game (10). Burnett was a member of the Chi Alpha Sigma National College Athlete Honor Society, the National Society of Leadership and Success, and received the UMass Student Athlete Excellence in Leadership Award.

She was a sports management and marketing double major.

Burnett is a graduate of Huntington High School on Long Island, where she played varsity lacrosse, soccer and basketball. She was a captain of both the lacrosse and soccer teams. Burnett was a US Lacrosse Academic All American and three-time all-county player in both lacrosse and soccer. Burnett also received the Huntington Lacrosse Alumni Award.

She is daughter of Carly and Matthew Burnett and has a sister, Molly.



Marcus Cooper is in his fifth season as a Giants area scout.

Prior to joining the Giants, Cooper spent seven seasons with the Buffalo Bills. In 2017, he was the Bills' scout in the BLESTO Scouting Combine. Cooper was a college area scout focusing on the northeast for Buffalo from 2015-16. In his first four seasons with Buffalo, Cooper was a player personnel assistant (2013-14) and personnel intern (2011-12), providing support to all levels of scouting and player engagement departments.

Before his tenure with the Bills, Cooper was a defensive graduate assistant at Alcorn State University.

Cooper finished his playing career in 2008 as a starting linebacker

for the Alcorn State Braves, earning letters in 2007-08. He joined Alcorn from Copiah-Lincoln Community College, where he helped lead the Wolves to the 2006 Golden Isle Bowl Classic Championship, and a No. 6 ranking in the final NJCAA Poll.

Cooper graduated from Alcorn State in 2009 with a bachelor's degree in business administration. The following year, he earned a master's degree in secondary education guidance counseling. A Mississippi native, Cooper played fullback and linebacker at Laurel High School.

Cooper and his wife, Deanna, have a son, Rylan, and a daughter, Amaya.



Mike Derice is in his first season with the Giants as a national scout.

Derice spent the previous 10 years with the Indianapolis Colts, including nine as an area scout with a focus on the Northeast region.

He began his tenure in Indianapolis as a scouting assistant in 2012.

Prior to joining the Colts, Derice worked at his alma mater, Stony Brook University, first as special assistant to the athletics director

(2008-09) and then as director of football operations (2009-2012).

Derice played cornerback with the Seawolves prior to graduating with a bachelor's degree in health care management.

He is a native of Brooklyn, N.Y. and attended Brooklyn Tech High School, where he played quarterback, wide receiver and cornerback.

Derice resides on Long Island with his wife, Soleil, and children Brielle (5) and Michael, Jr (2).



Scott Hamel is in his first season as a Giants area scout. He joined the Giants after a seven-year tenure with the Chicago Bears, where he was first an NFS (combine) scout and then an area scout in the Midwest (2017-20) and Southeast (2021). Hamel previously spent four years at Northwestern University, first as an offensive quality control coach, then as a graduate assistant working with the wide receivers and offensive line and lastly as the assistant director of player personnel.

Hamel was a walk-on running back/fullback at the University of Michigan. He graduated with a bachelor's degree in sport management in 2006 and then worked in finance in Chicago until 2011. Hamel earned an MBA from DePaul University in 2011 and a master's degree in liberal studies from Northwestern in 2014. Hamel was an all-state running back and linebacker at Rye High School in Rye, N.Y. He and his wife, Lizzie, have two daughters, Molly (3) and Annie (1).



Patrick Hanscomb is in his fifth season as an area scout after spending the previous 10 years in the Giants' pro personnel department. Hanscomb now focuses on scouting college players, primarily in the Mid-Atlantic states. Hanscomb served as the season-long pro personnel intern in his first two years with the Giants and joined the organization as a full-time employee in the spring of 2011. Prior to joining the organization, Hanscomb worked as an administrative assistant for the Orlando Predators of the Arena Football League. During his tenure in pro

personnel, his primary responsibilities with the Giants included evaluation of unrestricted free agents, the Canadian and Arena football leagues, practice squad players and the advance scouting of Giants opponents. Hanscomb was a two-sport athlete at SUNY Brockport, where he earned a bachelor's degree in sports management. Hanscomb and his wife, Marie, have two sons, William Leif and Jackson James.



RYAN HOLLERN

COLLEGE SCOUTING COORDINATOR



Ryan Hollern is in his 13th season in the NFL, his third with the Giants and his first as the team's college scouting coordinator, a position he previously held with the Buffalo Bills.

His primary responsibilities include maintaining the day-to-day operations of the club's college scouting department regarding scouts' scheduling, processing and organizing the information gathered on draft-eligible players and maintaining a computer database of scouting reports.

Hollern served as the Giants' chief of staff in 2020-21, when he was the head coach's top assistant and was involved in every aspect of the football operations, on and off the field.

Hollern spent the 2019 season with the Cleveland Browns as the assistant to head coach Freddie Kitchens.

Prior to joining the Browns, Hollern was the director of football operations for the Salt Lake City Stallions of the former Alliance of

American Football League. He oversaw all logistical functions of the club and was the liaison between the front office and all internal departments.

Hollern has spent the majority of his NFL career in scouting. From 2009-12, he was the New Orleans Saints' combine scout. Hollern was promoted to northeast area scout in 2012, where he stayed until 2015. In 2016-17, he was the Bills' college scouting coordinator.

Hollern began his career as Mississippi State's coordinator of recruiting operations from 2006-09.

The Indiana, Pa. native earned his bachelor's degree in psychology in 2001 from Gannon University, where he played quarterback for two seasons. Hollern also has a master's degree in sports administration from Mississippi.

He and his wife, Keely, have a son, Porter, and a daughter, Bennett. They also have a dog, Murphy.



MARQUIS PENDLETON

AREA SCOUT, NORTHEAST



Marquis Pendleton is in his third season as an area scout for the Giants after serving for four years as the team's scout in the BLESTO scouting combine.

Pendleton first worked with the Giants as a public relations intern in training camp in 2014. The following year, he was a full-season pro personnel intern.

Prior to joining the Giants, Pendleton spent four years at the

University of Massachusetts, Amherst, where he earned a bachelor of science degree in sport management, and bachelor of business administration degree in marketing. At UMass, Pendleton worked for three years as a football operations assistant in recruiting, scouting, and game day operations.

A native of Hackensack, N.J., Pendleton was a 2011 graduate of Hackensack High School, where he played football for three years.



STEVEN PRICE

PRO SCOUT



Steven Price, who has 17 years of NFL experience, is in his second season with the Giants. Price evaluates the Giants' opponents and NFL players, including free agents.

Price came to the Giants after serving a three-year stint as a pro scout with the Houston Texans. Prior to joining the Texans, he spent eight seasons with the Minnesota Vikings' personnel department. Price worked as a college area scout in 2017, when he evaluated draft eligible prospects in the northeast region. From 2012-16, Price served as a BLESTO scout covering the Midwest region. He originally joined the Vikings as a personnel intern for the 2010 and 2011 seasons.

Price began his NFL career when he worked in the Carolina

Panthers' equipment room from 2002-05. In 2007, he interned in the Panthers public relations department. Price joined the Vikings for the 2008 season as an operations intern before attending graduate school. With the Vikings, Price assisted the player development department aiding rookies in their transition to the NFL and preparing players for life after football.

A Charlotte, N.C. native, Price graduated from North Carolina A&T with a bachelor's degree in speech communication in 2007. Between stints with the Panthers and Vikings, Price returned to school in 2009-10 and received his MBA in sports management from San Diego State University.

Price and his wife, Sara, have a daughter, Monroe, and a son Marlo.



BRANDON PROPHETT

AREA SCOUT, MIDWEST



Brandon Prophet is in his fourth season as a member of the Giants' college scouting staff.

Before joining the organization in 2019, Prophet spent three seasons as the Detroit Lions' director of pro scouting. In 2015, he was an area scout for the New Orleans Saints.

Prior to his time in New Orleans, Prophet was a member of the Jets' personnel staff for 15 years. From 2007-14, he was the team's director of pro personnel. He joined the organization as a college scouting intern in 2000 and served in several roles, including assistant director of pro scouting. Prophet also interned with the NFL Management Council in 2000.

Prophet first worked in the NFL in 1999 as a pro personnel intern with the Giants.

Prophet was a four-year starter and three-time all-conference selection wide receiver at the College of New Jersey after transferring from the University of Maine. Prophet played professionally in Germany in 1998 before spending time in the Arena Football League with the Orlando Predators and Augusta Stallions (AF2) from 1999-2000.

The Bridgewater, Mass., native earned a bachelor's degree in economics from the College of New Jersey.



JEREMIAH DAVIS

EXECUTIVE SCOUT



Jeremiah Davis is in his 35th year as a member of the Giants organization, his 33rd as a full-time member of the team's scouting department, and his 15th as an executive scout.

He joined the Giants in 1988 as a part-time scout after a career as a collegiate coach. Two years later, Davis became a full-time Giants scout.

Davis began his collegiate football career at Washington State University before receiving a bachelor's degree in criminal law from the University of Wyoming in 1978. He earned a master's degree in sports administration from Grambling State University in 1981. Davis graduated from Montclair (N.J.) High School, which is

located about 20 minutes from the Giants' headquarters.

Davis began his college coaching career as a graduate assistant and strength coach at Wyoming and served in the same capacity at the University of Washington and at Grambling, where he also worked with the linebackers. He then moved to the University of Northern Iowa and the University of Central Florida as an assistant coach, followed by a stint as a recruiter at Purdue University in 1985. Davis was also an assistant coach and recruiting coordinator for two years at the University of Tennessee-Martin.

Davis is married to the former Marie-Line Jasor. They have a son, Jeremiah Pascal Emanuel Davis, and a daughter, Chloe Marie Eulalie Catherine Davis.



NICK LA TESTA

PRO SCOUT



Nick La Testa is in his sixth season with the Giants, and his fifth as a pro scout. He was a pro personnel assistant in his first season with the team in 2017.

La Testa first worked with the Giants as a pro personnel training camp intern in 2015. The following season, he was a pro personnel intern.

Prior to joining the Giants, La Testa worked as a player personnel assistant for Rutgers' football program in the 2015 season.

La Testa earned a bachelor's degree in political science from Yale University in 2015. He was a four-year varsity letterman on the Bulldogs' football team. La Testa was the recipient of the Every Play Every Day Award, presented to the player who best demonstrates accountability to his teammates both on and off the field.

A native of Wood-Ridge, N.J., La Testa was a 2011 graduate of Bergen Catholic High School in Oradell, N.J., where he was the captain of the football team.



Corey Lockett is in his fourth season as a pro scout with the Giants. He was a pro personnel intern with the team in 2017 and 2018.


Prior to joining the Giants, Lockett was a volunteer coach for the Mercer University football team in the spring of 2017.

Lockett earned a bachelors' degree in business administration from

Mercer University in 2016. An outside linebacker, he was a four-year varsity letterman on the Bears' football team, and a team captain during the 2013 and 2014 seasons.

Lockett is a native of Warner Robins, Ga., where he graduated from Northside High School in 2012.

ADMINISTRATION




JERRY MEADE
VP OF SECURITY



JIM PHELAN
VP OF TEAM OPERATIONS



JEFF CONROY
DIR. OF TEAM OPERATIONS



MIKE KEATING
SECURITY SUPERVISOR



JIM RYAN
TEAM SECURITY
COORDINATOR



VINNY BYRON
TEAM SECURITY



MICHAEL MURPHY
TEAM SECURITY

BUSINESS INTELLIGENCE



RUSSELL SCIBETTI
VP, STRATEGY & BUSINESS
INTELLIGENCE



KELLY FOYE
SENIOR MANAGER, CRM &
DATA STRATEGY

COMMUNICATIONS



PAT HANLON
SR. VP OF
COMMUNICATIONS



JENNIFER ESCALANTE
VICE PRESIDENT OF STRATEGIC
COMMUNICATIONS



DION DARGIN
DIRECTOR OF FOOTBALL
COMMUNICATIONS



MADDI HARRIS
COMMUNICATIONS
COORDINATOR

COMMUNITY RELATIONS



FRANK MARA
VP OF COMMUNITY
RELATIONS



ALLISON STANGEBY
VP OF COMMUNITY &
CORPORATE RELATIONS



ETHAN MEDLEY
DIRECTOR OF COMMUNITY RELATIONS
& YOUTH FOOTBALL



JOANN LAMNECK
DIRECTOR OF ALUMNI RELATIONS



ALYSSA AGRIFOLIO
MANAGING DIRECTOR,
CORPORATE GIVING



TARA BELINSKY
COMMUNITY & YOUTH FOOTBALL
MANAGER

CORPORATE PARTNERSHIPS



DAN LYNCH
VP, CORPORATE
PARTNERSHIPS



JESSICA SLENKER
VP, PARTNERSHIP STRATEGY
& ACTIVATION



CHRIS ROBERTSON
DIRECTOR, CORPORATE
PARTNERSHIP OPERATIONS



KATIE CAREW
DIRECTOR, CORPORATE
PARTNERSHIPS



STEPHEN FIORELLA
DIRECTOR, CORPORATE
PARTNERSHIPS



MARK GENNARELLI
DIRECTOR, CORPORATE
PARTNERSHIPS



CONOR MARA
ACCOUNT EXECUTIVE,
CORPORATE PARTNERSHIP



MIKE DECINA
DIRECTOR, PARTNERSHIP
ACTIVATION



JULIA MURPHY
DIRECTOR, PARTNERSHIP
ACTIVATION



SARITA BOROJEVIC
MANAGER, PARTNERSHIP
ACTIVATION

CORPORATE PARTNERSHIPS CONTINUED



AMANDA DIPANE
MANAGER, PARTNERSHIP
ACTIVATION



ALEXANDRA CASOLA
MANAGER, PARTNERSHIP
ACTIVATION



MICHELLE MACHADO
MANAGER, PARTNERSHIP
ACTIVATION



CALEB SINK
COORDINATOR,
PARTNERSHIP ACTIVATION

EQUIPMENT & SECURITY



JACKIE MILES
HEAD EQUIPMENT MANAGER



TIM SLAMAN
ASST. EQUIPMENT MANAGER



CHRIS PRIDDY
ASST. EQUIPMENT MANAGER



HARRISON EISEN
EQUIPMENT ROOM ASSISTANT



KYLE LYNCH
EQUIPMENT ROOM ASSISTANT



TERRY MANSFIELD
FIELD SECURITY MANAGER

FACILITIES



VICTOR McLOUGHLIN
FACILITIES PROJECT
MANAGER



DANIEL BORNSCHEIN
FACILITIES SUPERVISOR



JACKIE LEPOW
FACILITIES ADMINISTRATOR



ROB DAVIS
HEAD GROUNDSKEEPER



BOBBY BLAKE
ASSISTANT GROUNDSKEEPER



JOSE GARCIA
FACILITIES

FINANCE



CHRISTINE PROCOPS
SR. VP & CFO



STEVEN HAMRAHI
VP OF FINANCE



AMANDA SNYDER
DIRECTOR, PAYROLL &
BENEFITS



ALLISON REED
CONTROLLER - FACILITIES



MIKE FEELEY
CONTROLLER - OPERATIONS



MICHELLE MCCABE-CHRISTENSEN
SENIOR ACCOUNTS PAYABLE
ANALYST



REINARD CANTADA
STAFF ACCOUNTANT



SPENCER PARCEL
SENIOR MANAGER,
FINANCIAL REPORTING

FOOTBALL OPERATIONS



ED TRIGGS
DIRECTOR OF FOOTBALL
OPERATIONS



TYSEER SIAM
DIRECTOR OF FOOTBALL
DATA & INNOVATION




BEN BURRESS
FOOTBALL DATA & INNOVA-
TION RESEARCH ANALYST



COURTNEY KENNEDY
FOOTBALL DATA &
INNOVATION COORDINATOR



JESSIE ARMSTEAD
SPECIAL ASSISTANT TO THE
GENERAL MANAGER



MATTHEW DODSON
SCOUTING RESEARCH
ANALYST



CLARK EWEN
FOOTBALL DATA &
INNOVATION ANALYST



MAXWELL KIRIN
FOOTBALL DATA &
SYSTEMS COORDINATOR

FOOTBALL OPERATIONS CONTINUED



CHARLES TISCH
FOOTBALL OPERATIONS
ASSISTANT



CARMEN PIZZANO
ASSISTANT VIDEO DIRECTOR



STEPHEN VENDITTI
ASSISTANT VIDEO DIRECTOR

INFORMATION TECHNOLOGY



JUSTIN WARREN
VICE PRESIDENT,
INFORMATION TECHNOLOGY




JULIE GLISKY
DIRECTOR OF I.T.,
APPLICATIONS & DEVELOPMENT



JOHN DORNEY
LEAD DEVELOPER



LAMONT MCCORMICK
SYSTEMS ADMINISTRATOR



ANDREW SANCHEZ
IT/HELP DESK SUPPORT



ANDREW NAWOLSKI
IT/HELP DESK SUPPORT



NICK OGOLA
SENIOR DEVELOPER

LEGAL AND HUMAN RESOURCES



WILLIAM HELLER
SR. VP AND GENERAL COUNSEL



RICH HERNANDEZ
VP & ASST. GENERAL COUNSEL



DEBRA AGOSTA
VP OF HUMAN RESOURCES
AND LEGAL SERVICES



CORRIN MARTIN
HR/LEGAL & MARKETING
DEPT. COORDINATOR

MARKETING



PETE GUELLI
SENIOR VICE PRESIDENT
& CHIEF COMMERCIAL
OFFICER



DON SPERLING
VICE PRESIDENT &
EXECUTIVE PRODUCER



NILAY SHAH
VICE PRESIDENT,
DIGITAL MARKETING



CHRISTINE BALLUYOT
SENIOR DIRECTOR,
PRODUCTION & EVENTS



DOUG MURPHY
DIRECTOR OF
CREATIVE SERVICES



MICHAEL EISEN
GIANTS.COM SR. WRITER/
EDITOR



JOHN SCHMEELK
SR. MANAGING PRODUCER,
RADIO AND GIANTS.COM



CAREY BALD
MANAGER, EVENTS & FAN
ENGAGEMENT



MICHAEL BECTON
SENIOR PRODUCER,
CONTENT & PRODUCTION



DAVID DOMINIK
DIRECTOR, DIGITAL
PLATFORMS



DAN SALOMONE
MANAGING EDITOR,
GIANTS.COM



EMMA KAPTEIN
MANAGER, SOCIAL MEDIA



MATT SWENSEN
MANAGER, PHOTOGRAPHY
& GRAPHIC DESIGN



MARISSA SOTO
MANAGER, INTEGRATED
MARKETING



JED EMPELO
SENIOR GRAPHIC DESIGNER




CHRISTIAN BRESLIN
GRAPHIC DESIGNER



CHARLES ERDMANN
VIDEO PRODUCER/EDITOR



NATALIE WIZEL
CONTENT PRODUCER



CRISTINA SINOFSKY
SOCIAL MEDIA COORDINATOR



MATT CITAK
DIGITAL MEDIA
COORDINATOR



SYDNEY GAHWYLER
COORDINATOR,
PRODUCTION & EVENTS

MEDICAL SERVICES & PLAYER ENGAGEMENT



RONNIE BARNES
SR. VP, MEDICAL SERVICES/
HEAD ATHLETIC TRAINER



STEVE KENNELLY
ASSISTANT HEAD
ATHLETIC TRAINER



LEIGH WEISS
DIR. OF REHABILITATION/
PHYSICAL THERAPIST



JUSTIN MAHER
ASST. ATHLETIC TRAINER/
PHYSICAL THERAPIST



MICHAEL BAUM
ASST. ATHLETIC TRAINER



PHIL BUZZERIO
ASST. ATHLETIC TRAINER



RUSSELL F. WARREN, MD
SENIOR TEAM PHYSICIAN/
ORTHOPEDICS



BRYAN KELLY, MD
ASST. TEAM PHYSICIAN/
ORTHOPEDICS



SCOTT RODEO, MD
HEAD TEAM PHYSICIAN/
ORTHOPEDICS



JAMES KINDERKNECHT, MD
PRIMARY CARE TEAM
PHYSICIAN



ROBERT HOTCHKISS, MD
CONSULTANT
ORTHOPEDIST/HAND



HUGH GARDY, DDS
TEAM DENTIST EMERITUS



SAMUEL TAYLOR, MD
TEAM PHYSICIAN
ORTHOPEDICS



ROGER HARTL, MD
TEAM NEUROLOGICAL
CONSULTANT



STEVEN R. LEIBOWITZ, MD
INTERNAL
MEDICINE CONSULTANT



JASON SCHEPIS, DMD
TEAM DENTIST



MARTIN O'MALLEY, MD
CONSULTANT
ORTHOPEDIST/FOOT &
ANKLE



KAMENO BELL, MD
TEAM PHYSICIAN/
EMERGENCY SERVICES



FRANK CAMMISA, MD
CONSULTANT
ORTHOPEDIST/SPINE



LANI LAWRENCE
DIRECTOR OF WELLNESS
& CLINICAL SERVICES,
PLAYER ENGAGEMENT



STEVE SMITH
DIR. OF SPORTS AND
PERFORMANCE NUTRITION



ASHLEY LYNN
DIRECTOR OF PLAYER
ENGAGEMENT


MEDICAL SERVICES & PLAYER ENGAGEMENT CONTINUED



CRAIG FITZGERALD
DIRECTOR OF STRENGTH
& PERFORMANCE



SAM COAD
DIR. OF PERFORMANCE/
ASST. STRENGTH &
CONDITIONING COACH



MARK LOECHER
ASSISTANT STRENGTH &
CONDITIONING COACH



DREW WILSON
ASSISTANT STRENGTH &
CONDITIONING COACH


TICKET OFFICE



AMY MATLINS
DIRECTOR OF TICKETING



AMANDA FERRIS
ASSISTANT DIRECTOR,
TICKET OPERATIONS



CHRIS GORMAN
MANAGER, TICKET
OPERATIONS



KATHY COLLINS
TICKET OPERATIONS
REPRESENTATIVE

GIANTS STADIUM LLC



KEVIN FRATTURA
VP, SALES & SERVICE



CHRISTIE LANDI
SENIOR DIRECTOR,
PREMIUM SALES



BRIAN KELLY
DIRECTOR, CLIENT SERVICES




ARIANNA THOMPSON
SR MANAGER, CLIENT
SERVICES



DAN MUCHA
SENIOR MANAGER, CLIENT
SERVICES



ADAM LORBER
MANAGER, PREMIUM
SALES



ANTHONY PILLARI
MANAGER, PREMIUM
SALES



KEITH QUARTA
MANAGER, PREMIUM
SALES



CAMERON NICHOLS
MANAGER,
PREMIUM SALES




BRIAN FRANKEL
SENIOR ACCOUNT
EXECUTIVE

GIANTS STADIUM LLC CONTINUED



COURTNEY CONSIDINE
MANAGER, SUITE SERVICES



BRIAN POLANCO
COORDINATOR,
CLIENT SERVICES



TIMOTHY MALDONADO
MANAGER, TICKET SALES



JAIDA SCHETTINO
COORDINATOR, SUITE
SERVICES



DENISE BARNES
COORDINATOR, CLIENT
SERVICES



MAGGIE LAFEMINA
COORDINATOR, CLIENT
SERVICES



ANTHONY CASTANEDA
ACCOUNT EXECUTIVE



LINDSAY ROSENBERG
ACCOUNT EXECUTIVE



CARLEE STETSON
ACCOUNT EXECUTIVE




PLAYERS

NUMERICAL ROSTER



NO.	NAME	POS	HT	WT	DOB	EXP	COLLEGE	HOMETOWN	HOW ACQ
2	Taylor, Tyrod	QB	6-1	217	8/3/1989	12	Virginia Tech	Hampton, Va.	FA-'22
5	Thibodeaux, Kayvon	OLB	6-5	258	12/15/2000	R	Oregon	South Central Los Angeles, Calif.	D1-'22
5	Doss, Keelan	WR	6-3	215	3/21/1996	4	California-Davis	Alameda, Calif.	FA-'22
8	Jones, Daniel	QB	6-5	230	5/27/1997	4	Duke	Charlotte, N.C.	D1-'19
9	Gano, Graham	K	6-2	202	4/9/1987	13	Florida State	Arbroath, Scotland	FA-'20
12	Webb, Davis	QB	6-5	225	1/22/1995	4	California	Prosper, TX	D3-'17
13	Sills V, David	WR	6-3	211	5/29/1996	2	West Virginia	Wilmington, Del.	FA-'19
15	Johnson, Colin	WR	6-6	220	9/23/1997	3	Texas	Los Angeles, Calif.	W(JAX)-'21
17	Gillan, Jamie	P	6-1	207	7/4/1997	4	Arkansas-Pine Bluff	Inverness, Scotland	FA-'22
17	Robinson, Wan'Dale	WR	5-8	185	1/5/2001	R	Kentucky	Frankfort, Ky.	D2-'22
18	Board, C.J.	WR	6-1	181	12/12/1993	4	Tennessee-Chattanooga	Clarksville, Tenn.	W(JAX)-'20
19	Golladay, Kenny	WR	6-4	214	11/3/1993	6	Northern Illinois	Chicago, Ill.	FA-'21
20	Love, Julian	S	5-11	195	3/19/1998	4	Notre Dame	Westchester, Ill.	D4-'19
21	Williams, Antonio	RB	5-11	215	10/22/1997	1	North Carolina	New London, N.C.	FA-'22
21	Corker, Yusuf	S	6-0	199	12/26/1998	R	Kentucky	McDonough, Ga.	FA-'22
22	Jackson, Adoree'	CB	5-11	185	9/18/1995	6	USC	Bellefonte, Pa.	FA-'21
23	Brightwell, Gary	RB	6-1	185	2/28/1998	2	Arizona	Chester, Pa.	D6-'22
23	Jacquet III, Michael	CB	6-1	203	1/29/1997	3	Louisiana-Lafayette	Beaumont, Texas	FA-'22
24	Adams, Andrew	S	5-11	204	10/28/1992	3	Connecticut	Fayetteville, Ga.	FA-'16
25	Williams, Rodarius	CB	6-0	195	9/12/1996	2	Oklahoma State	Shreveport, La.	D6-'21
25	Corbin, Joshua	RB	5-11	203	8/20/2000	R	Florida State	Rockledge, Fla.	FA-'22
26	Barkley, Saquon	RB	6-0	232	2/7/1997	5	Penn State	Coplay, Pa.	D1-'18
27	Hall, Jeremiah	FB	6-2	239	11/6/1998	R	Oklahoma	Charlotte, N.C.	FA-'22
28	Flott, Cor'Dale	CB	6-2	170	8/24/1999	R	LSU	Saraland, Ala.	D3-'22
29	McKinney, Xavier	S	6-0	201	8/9/1999	3	Alabama	Rosewell, Ga.	D2-'20
30	Holmes, Darnay	CB	5-10	195	6/23/1998	3	UCLA	Pasadena, Calif.	D4-'20
31	Breida, Matt	RB	5-10	195	2/28/1995	6	Georgia Southern	Brandon, Fla.	FA-'22
31	Dorsey, Khalil	CB	5-8	191	3/31/1998	3	Northern Arizona	Ontario, Calif.	FA-'22
33	Robinson, Aaron	CB	6-1	193	11/10/1997	2	UCF	Deerfield Beach, Fla.	D3-'21
34	Williams, Jarren	CB	5-11	190	7/18/1997	2	Albany	Lewis Center, Ohio	FA-'20
34	Platzgummer, Sandro	RB	6-0	198	3/10/1997	1	N/A	Innsbruck, Austria	NFL IPPP
36	Belton, Dane	S	6-1	190	12/7/2000	R	Iowa	Tampa, Fla.	D4-'22
37	Evans, Darren	CB	6-2	179	2/21/1998	R	LSU	Baton Rouge, La.	FA-'22
38	Gilbert, Zyon	CB	6-0	193	2/4/1999	R	Florida Atlantic	Montgomery, Ala.	FA-'22
39	Thompson, Trenton	S	6-1	196	12/18/1997	R	San Diego State	Palm Springs, Calif.	FA-'22
41	Beavers, Darrin	LB	6-4	255	7/5/1999	R	Cincinnati	Cincinnati, Ohio	D6-'22
43	McFadden, Micah	LB	6-2	232	1/3/2000	R	Indiana	Tampa, Fla.	D5-'22
43	Miller, Andre	TE	6-3	224	4/18/1998	R	Maine	Old Town, Maine	FA-'22
44	Heslop, Gavin	CB	6-0	197	1/13/1997	2	Stony Brook	Yonkers, N.Y.	FA-'22
44	Bellinger, Daniel	TE	6-6	255	9/22/2000	R	San Diego State	Las Vegas, Nev.	D4-'22
46	Hilliard, Justin	CB	6-1	231	3/2/1997	1	Ohio State	Cincinnati, Ohio	W(SF)-'21
46	Allen, Austin	TE	6-8	253	11/10/1998	R	Nebraska	Aurora, Neb.	FA-'22
47	Brown, Cam	LB	6-5	233	4/1/1998	3	Penn State	Burtonsville, Md.	D6-'20
48	Crowder, Toe	LB	6-1	235	3/12/1997	3	Georgia	Hamilton, Ga.	D7-'20
49	Fox, Tomon	LB	6-2	253	3/16/1998	R	North Carolina	Lawrenceville, Ga.	FA-'22
52	Coughlin, Carter	LB	6-3	236	7/21/1997	3	Minnesota	Eden Prairie, Minn.	D7-'20
53	Ximines, Oshane	LB	6-4	250	12/7/1996	3	Old Dominion	Queens, N.Y.	D3-'19
54	Martinez, Blake	LB	6-2	237	1/9/1994	7	Stanford	Tucson, Ariz.	FA-'20
55	Ward, Jihad	DL	6-5	290	5/11/1994	7	Illinois	Philadelphia, Pa.	FA-'22
57	Lalos, Niko	LB	6-5	270	6/25/1997	3	Dartmouth	Akron, Ohio	FA-'20
58	Kreiter, Casey	LS	6-1	250	8/13/1990	7	Iowa	DeWitt, Iowa	FA-'20
60	McKethan, Marcus	OL	6-6	335	5/19/2000	R	North Carolina	Barnwell, S.C.	D5-'22
61	Mbaeteka, Roy	T	6-9	320	4/13/2000	R	N/A	Benin City, Edo State, Nigeria	FA-'22
62	Hamilton, Devery	OL	6-6	311	4/19/1998	1	Duke	Ellicott City, Md.	FA-'21
63	McGhin, Garrett	OL	6-6	320	10/13/1995	1	East Carolina	Tallahassee, Fla.	FA-'22
64	Glowinski, Mark	G	6-4	310	5/3/1992	8	West Virginia	Wilkes-Barre, Pa.	FA-'22
66	Lemieux, Shane	G	6-4	310	5/12/1997	3	Oregon	Yakima, Wash.	D5-'20
67	Rivas, Josh	OL	6-5	330	4/12/1999	R	Kansas State	Hutchinson, Kan.	FA-'22
68	Bredeson, Ben	G	6-5	315	2/20/1998	3	Michigan	Hartland, Wisc.	T(BAL)-'21
69	Hinton, Christopher	DL	6-4	305	9/14/2000	R	Michigan	Johns Creek, Ga.	FA-'22
70	Neal, Evan	OL	6-7	350	9/19/2000	R	Alabama	Okeechobee, Fla.	D1-'22
71	Ellis, Justin	DT	6-2	350	12/27/1990	9	Louisiana Tech	Neville, La.	FA-'22
72	Garcia, Max	OL	6-4	309	11/9/1991	8	Florida	Norcross, Ga.	FA-'22
73	Gono, Matt	T	6-4	305	5/10/1996	4	Wesley	Cinnaminson, N.J.	FA-'22
75	Ezeudu, Joshua	OL	6-4	320	9/19/1999	R	North Carolina	Lawrenceville, Ga.	D3-'22
76	Feliciano, Jon	G	6-4	325	2/10/1992	8	Miami	Davie, Fla.	FA-'22
77	Douglas, Jamil	OL	6-4	310	2/28/1992	5	Arizona State	Cypress, Calif.	FA-'22
78	Thomas, Andrew	T	6-5	315	1/22/1999	3	Georgia	Lithonia, Ga.	D1-'20
80	James, Richie	WR	5-9	185	9/5/1995	5	Middle Tennessee State	Sarasota, Fla.	FA-'22
81	Bachman, Alex	WR	6-0	190	5/29/1996	1	Wake Forest	Westlake Village, Calif.	FA-'19
82	Foster, Robert	WR	6-2	194	5/7/1994	4	Alabama	Monaca, Pa.	FA-'22
84	Seals-Jones, Ricky	TE	6-5	243	3/15/1995	6	Texas A&M	Sealy, Texas	FA-'22
84	Kemp, Marcus	WR	6-4	208	8/14/1995	5	Hawaii	Layton, Utah	CFA-'17
85	Myarick, Chris	TE	6-5	261	10/6/1995	3	Temple	Philadelphia, Pa.	FA-'21
86	Staylor, Darius	WR	6-1	194	1/12/1997	4	Auburn	Norcross, Ga.	D5-'19
87	Proehl, Austin	TE	5-10	175	10/11/1995	1	North Carolina	Charlotte, N.C.	FA-'22
88	Akins, Jordan	TE	6-4	250	4/19/1992	5	Central Florida	Locust Grove, Ga.	FA-'22
89	Toney, Kadarious	WR	6-0	193	1/27/1999	2	Florida	Mobile, Ala.	D1-'21
90	Anderson, Ryder	DE	6-6	276	10/15/1998	R	Indiana	Katy, Texas	FA-'22
91	Holmes, JalyN	DL	6-5	283	1/25/1996	5	Ohio State	Norfolk, Va.	FA-'22
93	Williams, Nicholas	DL	6-4	309	2/21/1990	1	Samford	Birmingham, Ala.	FA-'16
94	Smith, Elerson	LB	6-6	245	7/17/1998	2	Northern Iowa	Minneapolis, Minn.	D4-'21
95	Roche, Quincy	LB	6-3	245	2/10/1998	2	Miami (FL)	Randallstown, Md.	W(PIT)-'21
96	Moa, David	DL	6-3	296	6/14/1996	1	Boise State	San Diego, Calif.	FA-'20
97	Lawrence II, Dexter	DL	6-4	342	11/12/1997	4	Clemson	Wake Forest, N.C.	D1-'19
98	Davidson, D.J.	DL	6-5	325	12/16/1999	R	Arizona State	Mesa, Ariz.	D5-'22
99	Williams, Leonard	DL	6-5	302	6/20/1994	8	USC	Daytona Beach, Fla.	T(NYJ)-'19






ANDREW ADAMS

SAFETY

HEIGHT: 5-11
 WEIGHT: 204
 COLLEGE: CONNECTICUT
 HOW ACQUIRED: FA-'16
 NFL EXP.:
 GIANTS EXP.: 1ST YEAR



ANDREW ADAMS' NFL REGULAR SEASON DEFENSIVE STATISTICS

		TACKLES										INTERCEPTIONS					O. FUMB					ST		MISC			
DATE	TEAM	GP	GS	TK	S	A	TL	YDS	SK	YDS	QBK	NO	YDS	LG	TD	PP	FR	TD	YDS	TK	S	A	PP	FR	TD	S	A
2016	Giants	14	13	45	31	14	1	2	0.0	0.0	1	1	19	19	0	5	0	0	0	1	0	1	0	0	0	0	0
2017	Giants	16	4	28	28	0	1	1	0.0	0.0	1	0	0	0	0	2	1	0	0	6	6	0	0	0	0	0	0
2018	Buccaneers	13	4	36	27	9	0	0	0.0	0.0	1	4	34	16	0	9	0	0	0	2	2	0	0	0	0	0	0
2019	Buccaneers	14	11	45	41	4	3	7	0.0	0.0	0	1	21	21	0	3	1	0	0	1	0	1	0	0	0	0	0
2020	Buccaneers	16	0	0	0	0	0	0	0.0	0.0	0	0	0	0	0	0	0	0	0	2	1	1	0	0	0	0	0
2021	Eagles	0	0	0	0	0	0	0	0.0	0.0	0	0	0	0	0	0	0	0	0	0	0	0	0	0	0	0	0
Went from Philadelphia to Tampa Bay																											
2021	Buccaneers	13	3	21	14	7	1	1	0.0	0.0	1	1	17	17	0	4	0	0	0	3	2	1	0	0	0	0	0
2021	TOTAL	13	3	21	14	7	1	1	0.0	0.0	1	1	17	17	0	4	0	0	0	3	2	1	0	0	0	0	0
NFL TOTALS		86	35	175	141	34	6	11	0.0	0.0	4	7	91	21	0	23	2	0	0	15	11	4	0	0	0	0	0

ANDREW ADAMS' NFL POSTSEASON DEFENSIVE STATISTICS

		TACKLES										INTERCEPTIONS				O. FUMB				ST		MISC						
DATE	TEAM	GP	GS	TK	S	A	TL	YDS	SK	YDS	GRH	NO	YDS	LG	TD	PD	FF	FR	TD	YDS	TK	S	A	FF	FR	TD	S	A
2016	Giants	1	0	0	0	0	0	0	0.0	0.0	0	0	0	0	0	0	0	0	0	0	0	0	0	0	0	0	0	0
2020	Buccaneers	4	0	5	3	2	0	0	0.0	0.0	0	0	0	0	0	1	0	0	0	0	1	1	0	0	0	0	0	0
2021	Buccaneers	2	0	0	0	0	0	0	0.0	0.0	0	0	0	0	0	1	0	0	0	0	0	0	0	0	0	0	0	0
NFL TOTALS		7	0	5	3	2	0	0	0.0	0.0	0	0	0	0	0	2	0	0	0	0	1	1	0	0	0	0	0	0

SINGLE-GAME HIGHS: DEFENSIVE

Total Tackles 9 vs. Philadelphia Eagles, Nov 06, 2016
 7 vs. Atlanta Falcons, Dec 29, 2019
 7 vs. New Orleans Saints, Nov 17, 2019
 7 at Dallas Cowboys, Dec 23, 2018
 ...1 more at 7.

Solo Tackles 9 vs. Philadelphia Eagles, Nov 06, 2016
 7 vs. New Orleans Saints, Nov 17, 2019
 6 at Baltimore Ravens, Dec 16, 2018
 6 vs. Washington Redskins, Dec 31, 2017
 6 vs. Philadelphia Eagles, Dec 17, 2017

Passes Defensed 3 vs. Carolina Panthers, Dec 02, 2018
 2 vs. Buffalo Bills, Dec 12, 2021
 2 vs. Atlanta Falcons, Dec 30, 2018
 2 vs. Philadelphia Eagles, Nov 06, 2016
 1 vs. Carolina Panthers, Jan 09, 2022
 ...13 more at 1.

Forced Fumbles 1 at Tennessee Titans, Oct 27, 2019
 1 at San Francisco 49ers, Nov 12, 2017

Tackles For Loss 1 at Tampa Bay Buccaneers, Sep 09, 2021
 1 vs. Atlanta Falcons, Dec 29, 2019
 1 vs. Indianapolis Colts, Dec 08, 2019
 ...3 more at 1.

Interceptions 3 vs. Carolina Panthers, Dec 02, 2018
 1 vs. Carolina Panthers, Jan 09, 2022
 1 at Detroit Lions, Dec 15, 2019
 1 vs. Atlanta Falcons, Dec 30, 2018
 ...1 more at 1.

Interception Return Yards 21 at Detroit Lions, Dec 15, 2019
 21 vs. Carolina Panthers, Dec 02, 2018
 19 vs. Philadelphia Eagles, Nov 06, 2016
 17 vs. Carolina Panthers, Jan 09, 2022
 13 vs. Atlanta Falcons, Dec 30, 2018
 2 at New Orleans Saints, Oct 31, 2021
 2 vs. Seattle Seahawks, Oct 22, 2017
 1 at Los Angeles Rams, Sep 26, 2021
 1 at Detroit Lions, Dec 26, 2020
 ...9 more at 1.

Special Teams Tackles

SINGLE-GAME HIGHS - POSTSEASON: DEFENSIVE

Total Tackles 5 at Green Bay Packers, Jan 24, 2021
Solo Tackles 3 at Green Bay Packers, Jan 24, 2021

Passes Defensed 1 vs. Philadelphia Eagles, Jan 16, 2022
 1 at Green Bay Packers, Jan 24, 2021
Special Teams Tackles 1 at New Orleans Saints, Jan 17, 2021

2016 GAME-BY-GAME REGULAR-SEASON STATISTICS (GIANTS)

			TACKLES							INTERCEPTIONS					O. FUMB.			ST			MISC							
DATE	OPPONENT	P/S	TK	S	A	SK	YDS	TFL	YDS	QBH	NO	YDS	LG	TD	PD	FF	FR	TD	YDS	TK	S	A	FF	FR	S	A	W/L	SCORE
09/18	Saints		NOT ON ROSTER																							W		16-13
09/25	Commanders	P	0	0	0	0.0	0.0	0	0	0	0	0	0	0	0	0	0	0	0	1	0	1	0	0	0	0	L	27-29
10/03	at Vikings	S	6	2	4	0.0	0.0	0	0	0	0	0	0	0	1	0	0	0	0	0	0	0	0	0	0	0	L	10-24
10/09	at Packers	S	5	3	2	0.0	0.0	0	0	0	0	0	0	0	1	0	0	0	0	0	0	0	0	0	0	0	L	16-23
10/16	Ravens	S	4	2	2	0.0	0.0	0	0	1	0	0	0	0	0	0	0	0	0	0	0	0	0	0	0	0	W	27-23
10/23	at Rams	S	4	4	0	0.0	0.0	0	0	0	0	0	0	0	0	0	0	0	0	0	0	0	0	0	0	0	W	17-10
11/06	Eagles	S	9	9	0	0.0	0.0	0	0	0	1	19	19	0	2	0	0	0	0	0	0	0	0	0	0	0	W	28-23
11/14	Bengals	S	1	0	1	0.0	0.0	0	0	0	0	0	0	0	0	0	0	0	0	0	0	0	0	0	0	0	W	21-20
11/20	Bears	S	3	0	3	0.0	0.0	0	0	0	0	0	0	0	0	0	0	0	0	0	0	0	0	0	0	0	W	22-16
11/27	at Browns	S	1	1	0	0.0	0.0	0	0	0	0	0	0	0	1	0	0	0	0	0	0	0	0	0	0	0	W	27-13
12/04	at Steelers	S	4	3	1	0.0	0.0	0	0	0	0	0	0	0	0	0	0	0	0	0	0	0	0	0	0	0	L	14-24
12/11	Cowboys	S	3	3	0	0.0	0.0	0	0	0	0	0	0	0	0	0	0	0	0	0	0	0	0	0	0	0	W	10-7
12/18	Lions	S	3	3	0	0.0	0.0	0	0	0	0	0	0	0	0	0	0	0	0	0	0	0	0	0	0	0	W	17-6
12/22	at Eagles	S	1	1	0	0.0	0.0	1	2	0	0	0	0	0	0	0	0	0	0	0	0	0	0	0	0	0	L	19-24
01/01	at Commanders	S	1	0	1	0.0	0.0	0	0	0	0	0	0	0	0	0	0	0	0	0	0	0	0	0	0	0	W	19-10
2016 TOTALS			14-13	45	31	14	0.0	0.0	1	2	1	1	19	19	0	5	0	0	0	0	1	0	1	0	0	0	10-5	

2017 GAME-BY-GAME REGULAR-SEASON STATISTICS (GIANTS)

DATE	OPPONENT	P/S	TACKLES							INTERCEPTIONS				O. FUMB.			ST			MISC		SCORE						
			TK	S	A	SK	YDS	TFL	YDS	QBH	NO	YDS	LG	TD	PD	FF	FR	TD	YDS	TK	S		A	FF	FR	S	A	
09/10	at Cowboys	P	0	0	0	0.0	0.0	0	0	0	0	0	0	0	0	0	0	0	0	0	0	0	0	0	0	L	3-19	
09/18	Lions	P	0	0	0	0.0	0.0	0	0	0	0	0	0	0	0	0	0	0	0	0	0	0	0	0	0	L	10-24	
09/24	at Eagles	P	0	0	0	0.0	0.0	0	0	0	0	0	0	0	0	0	0	0	0	1	1	0	0	0	0	L	24-27	
10/01	at Buccaneers	P	0	0	0	0.0	0.0	0	0	0	0	0	0	0	0	0	0	0	0	0	0	0	0	0	0	L	23-25	
10/08	Chargers	P	0	0	0	0.0	0.0	0	0	0	0	0	0	0	0	0	0	0	0	0	0	0	0	0	0	L	22-27	
10/15	at Broncos	P	0	0	0	0.0	0.0	0	0	0	0	0	0	0	0	0	0	0	0	0	0	0	0	0	0	W	23-10	
10/22	Seahawks	P	0	0	0	0.0	0.0	0	0	0	0	0	0	0	0	0	0	0	0	2	2	0	0	0	0	L	7-24	
11/05	Rams	P	2	2	0	0.0	0.0	0	0	0	0	0	0	0	0	0	0	0	0	1	1	0	0	0	0	L	17-51	
11/12	at 49ers	P	2	2	0	0.0	0.0	0	0	0	0	0	0	1	1	0	0	0	0	0	0	0	0	0	0	L	21-31	
11/19	Chiefs	S	5	5	0	0.0	0.0	0	0	0	0	0	0	0	0	0	0	0	0	0	0	0	0	0	0	W	12-9*	
11/23	at Commanders	P	2	2	0	0.0	0.0	0	0	0	0	0	0	0	0	0	0	0	0	0	0	0	0	0	0	L	10-20	
12/03	at Raiders	P	0	0	0	0.0	0.0	0	0	0	0	0	0	0	0	0	0	0	0	1	1	0	0	0	0	L	17-24	
12/10	Cowboys	P	0	0	0	0.0	0.0	0	0	0	0	0	0	0	0	0	0	0	0	0	0	0	0	0	0	L	10-30	
12/17	Eagles	S	6	6	0	0.0	0.0	0	0	0	0	0	0	0	0	0	0	0	0	0	0	0	0	0	0	L	29-34	
12/24	at Cardinals	S	5	5	0	0.0	0.0	0	0	0	0	0	0	0	0	0	0	0	0	0	0	0	0	0	0	L	0-23	
12/31	Commanders	S	6	6	0	0.0	0.0	1	1	1	0	0	0	1	0	0	0	0	0	1	1	0	0	0	0	W	18-10	
2017 TOTALS			16-4	28	28	0	0.0	0.0	1	1	1	0	0	0	2	1	0	0	0	6	6	0	0	0	0	0	3-13	
* - Overtime																												

+ - Overtime

2018 GAME-BY-GAME REGULAR-SEASON STATISTICS (BUCCANEERS)

DATE	OPPONENT	P/S	TACKLES							INTERCEPTIONS					O. FUMB.			ST			MISC		W/L	SCORE				
			TK	S	A	SK	YDS	TFL	YDS	QBH	NO	YDS	LG	TD	PD	FF	FR	TD	YDS	TK	S	A			FF	FR	S	A
09/09	at Saints										NOT ON ROSTER															W	48-40	
09/16	Eagles										NOT ON ROSTER															W	27-21	
09/24	Steelers										NOT ON ROSTER															L	27-30	
09/30	at Bears	P	0	0	0	0.0	0.0	0	0	0	0	0	0	0	0	0	0	0	0	0	0	0	0	0	0	L	10-48	
10/14	at Falcons	P	0	0	0	0.0	0.0	0	0	0	0	0	0	0	0	0	0	0	0	1	1	0	0	0	0	L	29-34	
10/21	Browns	P	0	0	0	0.0	0.0	0	0	0	0	0	0	0	0	0	0	0	0	0	0	0	0	0	0	W	26-23+	
10/28	at Bengals	P	3	2	1	0.0	0.0	0	0	0	0	0	0	1	0	0	0	0	0	0	0	0	0	0	0	L	34-37	
11/04	at Panthers	P	1	1	0	0.0	0.0	0	0	0	0	0	0	0	0	0	0	0	0	0	0	0	0	0	0	L	28-42	
11/11	Commanders	P	4	4	0	0.0	0.0	0	0	0	0	0	0	1	0	0	0	0	0	1	1	0	0	0	0	L	3-16	
11/18	at Giants	P	3	1	2	0.0	0.0	0	0	0	0	0	0	0	0	0	0	0	0	0	0	0	0	0	0	L	35-38	
11/25	49ers	P	1	0	1	0.0	0.0	0	0	0	0	0	0	1	0	0	0	0	0	0	0	0	0	0	0	W	27-9	
12/02	Panthers	P	1	1	0	0.0	0.0	0	0	0	3	21	16	0	3	0	0	0	0	0	0	0	0	0	0	W	24-17	
12/09	Saints	S	5	4	1	0.0	0.0	0	0	0	0	0	0	0	0	0	0	0	0	0	0	0	0	0	0	L	14-28	
12/16	at Ravens	S	7	6	1	0.0	0.0	0	0	0	0	0	0	1	0	0	0	0	0	0	0	0	0	0	0	L	12-20	
12/23	at Cowboys	S	7	5	2	0.0	0.0	0	1	0	0	0	0	0	0	0	0	0	0	0	0	0	0	0	0	L	20-27	
12/30	Falcons	S	4	3	1	0.0	0.0	0	0	0	1	13	13	0	2	0	0	0	0	0	0	0	0	0	0	L	32-34	
2018 TOTALS			13-4	36	27	9	0.0	0.0	0	0	1	4	34	16	0	9	0	0	0	0	2	2	0	0	0	0	5-11	
40 Overtimes																												

+ - Overtime

2019 GAME-BY-GAME REGULAR-SEASON STATISTICS (BUCCANEERS)

DATE	OPPONENT	P/S	TACKLES								INTERCEPTIONS				O. FUMB.			ST			MISC		W/L	SCORE					
			TK	S	A	SK	YDS	TFL	YDS	ORH	NO	YDS	LG	TD	PD	FF	FR	TD	YDS	TK	S	A			FF	FR	S	A	
09/08	49ers		DID NOT PLAY																									L	17-31
09/12	at Panthers		INACTIVE																									W	20-14
09/22	Giants	P	0	0	0	0	0	0	0	0	0	0	0	0	0	0	0	0	1	0	1	0	0	0	0	L	31-32		
09/29	at Rams	P	0	0	0	0	0	0	0	0	0	0	0	0	0	0	0	0	0	0	0	0	0	0	0	W	55-40		
10/06	at Saints	P	0	0	0	0	0	0	0	0	0	0	0	0	0	0	0	0	0	0	0	0	0	0	0	L	24-31		
10/13	Panthers	S	5	5	0	0	0	0	1	4	0	0	0	0	0	0	0	0	0	0	0	0	0	0	0	L	26-37		
10/27	at Titans	S	5	4	1	0	0	0	0	0	0	0	0	1	1	0	0	0	0	0	0	0	0	0	0	L	23-27		
11/03	at Seahawks	S	5	5	0	0	0	0	0	0	0	0	0	0	0	0	0	0	0	0	0	0	0	0	0	L	34-40+		
11/10	Cardinals	S	3	3	0	0	0	0	0	0	0	0	0	0	0	0	0	0	0	0	0	0	0	0	0	W	30-27		
11/17	Saints	S	7	7	0	0	0	0	0	0	0	0	0	0	0	0	0	0	0	0	0	0	0	0	0	L	17-34		
11/24	at Falcons	S	5	5	0	0	0	0	0	0	0	0	0	1	0	0	0	0	0	0	0	0	0	0	0	W	35-22		
12/01	at Jaguars	S	1	1	0	0	0	0	0	0	0	0	0	0	0	0	0	0	0	0	0	0	0	0	0	W	28-11		
12/08	Colts	S	4	4	0	0	0	0	1	2	0	0	0	0	0	0	0	0	0	0	0	0	0	0	0	W	38-35		
12/15	at Lions	S	1	1	0	0	0	0	0	0	1	21	21	0	1	1	0	0	0	0	0	0	0	0	0	W	38-17		
12/21	Texans	S	2	2	0	0	0	0	0	0	0	0	0	0	0	0	0	0	0	0	0	0	0	0	0	L	20-23		
12/29	Falcons	S	7	4	3	0	0	0	1	1	0	0	0	0	0	0	0	0	0	0	0	0	0	0	0	L	22-28+		
2019 TOTALS		14-11	45	41	4	0.0	0.0	3	7	0	1	21	21	0	3	1	0	0	0	1	0	1	0	0	0	0	7-9		
±: Overtime																													

+ - Overtime

2020 GAME-BY-GAME REGULAR-SEASON STATISTICS (BUCCANEERS)

TACKLES										INTERCEPTIONS				O. FUMB.			ST			MISC								
DATE	OPPONENT	P/S	TK	S	A	SK	YDS	TFL	YDS	QBH	NO	YDS	LG	TD	PD	FF	FR	TD	YDS	TK	S	A	FF	FR	S	A	W/L	SCORE
09/13	at Saints	P	0	0	0	0	0.0	0.0	0	0	0	0	0	0	0	0	0	0	0	0	0	0	0	0	0	0	L	23-34
09/20	Panthers	P	0	0	0	0	0.0	0.0	0	0	0	0	0	0	0	0	0	0	0	0	0	0	0	0	0	0	W	31-17
09/27	at Broncos	P	0	0	0	0	0.0	0.0	0	0	0	0	0	0	0	0	0	0	0	0	0	0	0	0	0	0	W	28-10
10/04	Chargers	P	0	0	0	0	0.0	0.0	0	0	0	0	0	0	0	0	0	0	0	0	0	0	0	0	0	0	W	38-31
10/08	at Bears	P	0	0	0	0	0.0	0.0	0	0	0	0	0	0	0	0	0	0	0	0	0	0	0	0	0	0	L	19-20
10/18	Packers	P	0	0	0	0	0.0	0.0	0	0	0	0	0	0	0	0	0	0	0	0	0	0	0	0	0	0	W	38-10
10/25	at Raiders	P	0	0	0	0	0.0	0.0	0	0	0	0	0	0	0	0	0	0	0	0	0	0	0	0	0	0	W	45-20
11/02	at Giants	P	0	0	0	0	0.0	0.0	0	0	0	0	0	0	0	0	0	0	0	1	0	1	0	0	0	0	W	25-23
11/08	Saints	P	0	0	0	0	0.0	0.0	0	0	0	0	0	0	0	0	0	0	0	0	0	0	0	0	0	0	L	3-38
11/15	at Panthers	P	0	0	0	0	0.0	0.0	0	0	0	0	0	0	0	0	0	0	0	0	0	0	0	0	0	0	W	46-23
11/23	Rams	P	0	0	0	0	0.0	0.0	0	0	0	0	0	0	0	0	0	0	0	0	0	0	0	0	0	0	L	24-27
11/29	Chiefs	P	0	0	0	0	0.0	0.0	0	0	0	0	0	0	0	0	0	0	0	0	0	0	0	0	0	0	L	24-27
12/13	Vikings	P	0	0	0	0	0.0	0.0	0	0	0	0	0	0	0	0	0	0	0	0	0	0	0	0	0	0	W	26-14
12/20	at Falcons	P	0	0	0	0	0.0	0.0	0	0	0	0	0	0	0	0	0	0	0	0	0	0	0	0	0	0	W	31-27
12/26	at Lions	P	0	0	0	0	0.0	0.0	0	0	0	0	0	0	0	0	0	0	0	1	1	0	0	0	0	0	W	47-7
01/03	Falcons	P	0	0	0	0	0.0	0.0	0	0	0	0	0	0	0	0	0	0	0	0	0	0	0	0	0	0	W	44-27
2020 TOTALS			16-0	0	0	0	0.0	0.0	0	0	0	0	0	0	0	0	0	0	0	2	1	1	0	0	0	0	11-5	

2021 GAME-BY-GAME REGULAR-SEASON STATISTICS (EAGLES/BUCCANEERS)

DATE	OPPONENT	P/S	TACKLES							INTERCEPTIONS				O. FUMB.			ST			MISC		W/L	SCORE						
			TK	S	A	SK	YDS	TFL	YDS	ORH	NO	YDS	LG	TD	PD	FF	FR	TD	YDS	TK	S			A	FF	FR	S	A	
09/12	at Falcons		DID NOT PLAY																									W	32-6
			Went from Eagles to Buccaneers.																										
09/19	Falcons	P	0	0	0	0.0	0.0	0	0	0	0	0	0	0	0	0	0	0	0	0	0	0	0	0	0	W	48-25		
09/26	at Rams	P	0	0	0	0.0	0.0	0	0	0	0	0	0	0	0	0	0	0	0	1	0	1	0	0	0	L	24-34		
10/03	at Patriots	P	0	0	0	0.0	0.0	0	0	0	0	0	0	0	0	0	0	0	0	0	0	0	0	0	0	W	19-17		
10/10	Dolphins	P	0	0	0	0.0	0.0	0	0	0	0	0	0	0	0	0	0	0	0	0	0	0	0	0	0	W	45-17		
10/14	at Eagles	P	0	0	0	0.0	0.0	0	0	0	0	0	0	0	0	0	0	0	0	0	0	0	0	0	0	W	28-22		
10/24	Bears	P	3	2	1	0.0	0.0	0	0	0	0	0	0	0	0	0	0	0	0	0	0	0	0	0	0	W	38-3		
10/31	at Saints	P	0	0	0	0.0	0.0	0	0	0	0	0	0	0	0	0	0	0	2	2	0	0	0	0	0	L	27-36		
11/14	at Commanders		ON INACTIVE LIST																									L	19-29
11/22	Giants		ON INACTIVE LIST																									W	30-10
11/28	at Colts		ON INACTIVE LIST																									W	38-31
12/05	at Falcons	S	6	3	3	0.0	0.0	0	0	0	0	0	0	0	0	0	0	0	0	0	0	0	0	0	0	W	30-17		
12/12	Bills	S	5	3	2	0.0	0.0	0	0	0	0	0	0	2	0	0	0	0	0	0	0	0	0	0	0	W	33-27+		
12/19	Saints	S	4	3	1	0.0	0.0	0	0	0	0	0	0	1	0	0	0	0	0	0	0	0	0	0	0	L	0-9		
12/26	at Panthers	P	0	0	0	0.0	0.0	0	0	0	0	0	0	0	0	0	0	0	0	0	0	0	0	0	0	W	32-6		
01/02	at Jets	P	0	0	0	0.0	0.0	0	0	0	0	0	0	0	0	0	0	0	0	0	0	0	0	0	0	W	28-24		
01/09	Panthers	P	0	0	0	0.0	0.0	0	0	0	1	17	17	0	1	0	0	0	0	0	0	0	0	0	0	W	41-17		
2021 TOTALS			13-3	18	11	7	0.0	0.0	0	0	0	1	17	17	0	4	0	0	0	0	3	2	1	0	0	0	13-4		
+/- Overtime																													

2016 GAME-BY-GAME POSTSEASON STATISTICS (GIANTS)

			TACKLES							INTERCEPTIONS				O. FUMB			ST			MISC								
DATE	OPPONENT	P/S	TK	S	A	SK	YDS	TFL	YDS	QBH	NO	YDS	LG	TD	PD	FF	FR	TD	YDS	TK	S	A	FF	FR	S	A	W/L	SCORE
01/08	at Packers	P	0	0	0	0.0	0.0	0	0	0	0	0	0	0	0	0	0	0	0	0	0	0	0	0	0	0	L	13-38
2016 TOTALS			1-0	0	0	0.0	0.0	0	0	0	0	0	0	0	0	0	0	0	0	0	0	0	0	0	0	0	0-1	

2020 GAME-BY-GAME POSTSEASON STATISTICS (BUCCANEERS)

DATE	OPPONENT	P/S	TACKLES							INTERCEPTIONS				O. FUMB			ST				MISC		W/L	SCORE			
			TK	S	A	SK	YDS	TFL	YDS	QBH	NO	YDS	LG	TD	PD	FF	FR	TD	YDS	TK	S	A			FF	FR	S
01/09	at Commanders	P	0	0	0	0.0	0.0	0	0	0	0	0	0	0	0	0	0	0	0	0	0	0	0	0	0	W	31-23
01/17	at Saints	P	0	0	0	0.0	0.0	0	0	0	0	0	0	0	0	0	0	0	1	1	0	0	0	0	0	W	30-20
01/24	at Packers	P	5	3	2	0.0	0.0	0	0	0	0	0	1	0	0	0	0	0	0	0	0	0	0	0	0	W	31-26
02/07	Chiefs	P	0	0	0	0.0	0.0	0	0	0	0	0	0	0	0	0	0	0	0	0	0	0	0	0	0	W	31-9
2020 TOTALS			4-0	5	3	2	0.0	0.0	0	0	0	0	1	0	0	0	0	0	1	1	0	0	0	0	0	4-0	

2021 GAME-BY-GAME POSTSEASON STATISTICS (BUCCANEERS)

			TACKLES							INTERCEPTIONS				O. FUMB			ST			MISC								
DATE	OPPONENT	P/S	TK	S	A	SK	YDS	TFL	YDS	QBH	NO	YDS	LG	TD	PD	FF	FR	TD	YDS	TK	S	A	FF	FR	S	A	W/L	SCORE
01/16	Eagles	P	0	0	0	0.0	0.0	0	0	0	0	0	0	0	1	0	0	0	0	0	0	0	0	0	0	0	W	31-15
01/23	Rams	P	0	0	0	0.0	0.0	0	0	0	0	0	0	0	0	0	0	0	0	0	0	0	0	0	0	0	L	27-30
2021 TOTALS			2-0	0	0	0	0.0	0.0	0	0	0	0	0	0	1	0	0	0	0	0	0	0	0	0	0	0	1-1	



JORDAN AKINS

TIGHT END

HEIGHT: 6-4
WEIGHT: 250
COLLEGE: CENTRAL FLORIDA
HOW ACQUIRED: FA-'22
NFL EXP.: 5TH YEAR
GIANTS EXP.: 1ST YEAR



88

[A-kins]

TRANSACTIONS

- » Originally a 3rd-round (98th pick overall) draft choice by the Houston Texans in 2018...Signed as a free agent by the Giants on April 22, 2022.

CAREER HIGHLIGHTS

- » Akins has played in 58 regular-season games with 23 starts and played in one postseason game...Career totals include 114 receptions for 1,260 yards (11.1-yard avg.), and 3 touchdowns with a long catch of 53 yards...Also has 2 rushing attempts for 7 yards.
- » In 2021, played in 13 games with 3 starts...Caught 24 passes for 214 yards...Had a season-high 5 receptions for 53 yards, including a season-long 31-yarder, vs. the Rams (10/31).
- » In 2020, played in 13 games with 5 starts...Collected a career-high 37 receptions for 403 yards and one touchdown...Caught 2 passes for 39 yards, including a 19-yard touchdown, at Kansas City (9/10)...Tallied a season-high 7 receptions for 55 yards vs. Baltimore (9/20)...Finished with 5 receptions for a career-high 83 yards and became the first tight end to catch three passes of at least 20 yards in the first half of a game vs. New England (11/22)...Had 5 catches for 50 yards at Indianapolis (12/20).
- » In 2019, played in all 16 games with a career-high 9 starts...Established career highs with 418 receiving yards and 2 touchdowns on 36 catches...Caught the first 2 receiving touchdowns of his career on catches of 15 and a career-long 53 yards - the 3rd-longest reception by a tight end in Texans history - at the Chargers (9/22)...Logged 3 receptions for 39 yards at Kansas City (10/13) and 3 for 24 yards vs. Jacksonville in Wembley Stadium (11/3)...Finished 2nd on the team with 54 receiving yards on a then career-high 5 catches vs. Tennessee (12/29).
- » As a rookie in 2018, played in all 16 regular-season games with 6 starts and played in the AFC Wild Card game...Produced 17 receptions for 225 yards...Caught 2 passes for 11 yards and contributed on special teams in his NFL debut at New England (9/9)...Caught 2 passes for 21 yards at Tennessee and 2 for 24 yards at Indianapolis (9/30)...Made his first start at Jacksonville (10/21)...Had 2 receptions for a season-high 42 yards, including a season-long 28-yarder, at Washington (11/18)...Caught 2 passes for 8 yards in the AFC Wild Card Game vs. Indianapolis (1/5).

COLLEGE

- » Played in 41 games in 4 seasons (2014-17) at the University of Central Florida, where he totaled 81 receptions for 1,149 yards and 8 touchdowns...Also returned punts and kickoffs for the Golden Knights...As a senior, named to the John Mackey Award Preseason Watch List, honoring the nation's top tight end, after setting single-season career highs for catches (32), yards (515) and touchdowns (4)...As a junior, played in 13 games and recorded 347 yards and 2 touchdowns on 23 reception...In 2015, opened the year as a starting wide receiver, kick returner and punt returner, but was injured on the opening kickoff vs. Furman...In 2 games, caught 14 passes for 152 yards and 2 scores and returned 6 kickoffs for 149 yards and 2 punts for 15 yards...As a freshman in 2014, played in 13 games and totaled 498 all-purpose yards, including 135 and 363 on 15 kickoff returns.

PERSONAL

- » Has 2 daughters, Jaliyah and Laylani...Prior to attending the UCF, Akins was selected in the 3rd round of the 2010 Major League Baseball Draft by the Texas Rangers...In 4 seasons in the Texas farm system, hit .218 as an outfielder, including .283 mark in 2011...In 321 minor league games, hit 24 home runs and recorded 42 stolen bases...Was an all-state selection as both a junior and senior at Union Grove High School in McDonough, Ga...Began his high school career at Strong Rock Christian High School, where, as a sophomore in 2007, he received all-conference honors after finishing with 823 passing yards and 12 touchdowns and rushing for 784 yards and 14 touchdowns.

JORDAN AKINS' NFL REGULAR SEASON RUSHING/RECEIVING STATISTICS

DATE	TEAM	GP	GS	RECEIVING					RUSHING				
				NO.	YDS.	AVG.	LG	TD	NO.	YDS.	AVG.	LG	TD
2018	Texans	16	6	17	225	13.2	28	0	0	0	0.0	0	0
2019	Texans	16	9	36	418	11.6	53†	2	0	0	0.0	0	0
2020	Texans	13	5	37	403	10.9	26	1	1	4	4.0	4	0
2021	Texans	13	3	24	214	8.9	31	0	1	3	3.0	3	0
NFL TOTALS		58	23	114	1,260	11.1	53†	3	2	7	3.5	4	0

JORDAN AKINS' NFL POSTSEASON RUSHING/RECEIVING STATISTICS

DATE	TEAM	GP	GS	RECEIVING					RUSHING				
				NO.	YDS.	AVG.	LG	TD	NO.	YDS.	AVG.	LG	TD
2018	Texans	1	0	2	8	4.0	7	0	0	0	0.0	0	0
2019	Texans	0	0	0	0	0.0	0	0	0	0	0.0	0	0
NFL TOTALS		1	0	2	8	4.0	7	0	0	0	0.0	0	0

SINGLE-GAME HIGHS: RUSHING/RECEIVING

Rush Attempts	1 at Buffalo Bills, Oct 03, 2021 1 at Detroit Lions, Nov 26, 2020	Longest Receptions	53† at Los Angeles Chargers, Sep 22, 2019 31 vs. Los Angeles Rams, Oct 31, 2021
Rushing Yards	4 at Detroit Lions, Nov 26, 2020 3 at Buffalo Bills, Oct 03, 2021		28 at Washington Redskins, Nov 18, 2018 27 vs. Indianapolis Colts, Dec 09, 2018
Longest Runs	4 at Detroit Lions, Nov 26, 2020 3 at Buffalo Bills, Oct 03, 2021	Receiving TDs	26 vs. Minnesota Vikings, Oct 04, 2020 2 at Los Angeles Chargers, Sep 22, 2019 1 at Kansas City Chiefs, Sep 10, 2020
Receptions	7 vs. Baltimore Ravens, Sep 20, 2020 5 vs. Los Angeles Rams, Oct 31, 2021 5 at Indianapolis Colts, Dec 20, 2020 5 vs. New England Patriots, Nov 22, 2020 ...1 more at 5.	All-Purpose Yards	83 vs. New England Patriots, Nov 22, 2020 73 at Los Angeles Chargers, Sep 22, 2019 55 vs. Baltimore Ravens, Sep 20, 2020 54 vs. Tennessee Titans, Dec 29, 2019 53 vs. Los Angeles Rams, Oct 31, 2021
Receiving Yards	83 vs. New England Patriots, Nov 22, 2020 73 at Los Angeles Chargers, Sep 22, 2019 55 vs. Baltimore Ravens, Sep 20, 2020 54 vs. Tennessee Titans, Dec 29, 2019 53 vs. Los Angeles Rams, Oct 31, 2021	Most TDs	2 at Los Angeles Chargers, Sep 22, 2019 1 at Kansas City Chiefs, Sep 10, 2020
Receiving Average	24.3 at Los Angeles Chargers, Sep 22, 2019 16.6 vs. New England Patriots, Nov 22, 2020 15.3 vs. Minnesota Vikings, Oct 04, 2020 13.0 at Kansas City Chiefs, Oct 13, 2019 12.3 vs. Denver Broncos, Dec 08, 2019	Miscellaneous Tackles	1 at Jacksonville Jaguars, Dec 19, 2021 1 vs. New York Giants, Sep 23, 2018

SINGLE-GAME HIGHS - POSTSEASON: RECEIVING

Receptions	2 vs. Indianapolis Colts, Jan 05, 2019	Longest Receptions	7 vs. Indianapolis Colts, Jan 05, 2019
Receiving Yards	8 vs. Indianapolis Colts, Jan 05, 2019		1 vs. Indianapolis Colts, Jan 05, 2019
		All-Purpose Yards	8 vs. Indianapolis Colts, Jan 05, 2019



SAQUON BARKLEY

RUNNING BACK

HEIGHT: 6-0
WEIGHT: 232
COLLEGE: PENN STATE
HOW ACQUIRED: D1-'18
NFL EXP.: 5TH YEAR
GIANTS EXP.: 5TH YEAR



26

[SAY-queen]

- » 2018 NFL Offensive Rookie of the Year
- » Pro Bowl: 2018

TRANSACTIONS

- » Originally a first-round (2nd pick overall) draft choice by the Giants in 2018.

GIANTS NOTES

- » Barkley rushed for 1,307 yards as a rookie and 1,003 yards in 2019 to become the first player in Giants history to rush for at least 1,000 yards in each of his first 2 seasons.
- » On Dec. 22, 2019, Barkley set a franchise record with 279 yards from scrimmage (189 rushing and 90 receiving) in an overtime victory at Washington...The previous record of 276 yards was set by Tiki Barber vs. Philadelphia on Dec. 28, 2002...Barber rushed for 203 yards and added 73 receiving yards...Barkley's 279 yards was the highest total by any NFL player in 2019.
- » Barkley, Carolina's Christian McCaffrey and New Orleans' Alvin Kamara were the only NFL players who totaled more than 1,000 rushing and 1,000 receiving yards in 2018-19.
- » In 2018, Barkley had the greatest rookie season in Giants history, one that was capped when he was named the Offensive Rookie of the Year, matching the achievement of wide receiver Odell Beckham, Jr. in 2014...Barkley and Beckham are the only 2 Giants to win the award in its 59-year history...Beckham was the franchise's first Rookie of the Year since Hall of Fame linebacker Lawrence Taylor won the defensive award in 1981.
- » Barkley also received 2 significant though unofficial honors...He was named the Pepsi NFL Rookie of the Year, an award that is determined by a fan vote on NFL.com. In addition, he received the FedEx Ground NFL Player of the Year award...The other finalists were Dallas' Ezekiel Elliott and Todd Gurley. Kansas City quarterback Patrick Mahomes was named FedEx Air NFL Player of the Year...The FedEx Air & Ground NFL Players of the Year awards are a culmination of weekly awards presented by FedEx throughout the NFL season.
- » Barkley was the first Giants running back chosen for the Pro Bowl since Barber made the last of his 3 consecutive appearances in 2006...He was the first Giants rookie to go to the game since Beckham in 2014, and the team's first rookie running back to be so honored since Tucker Frederickson in 1965...Frederickson was the top overall selection in that year's draft...Running back Ron Johnson was a Pro Bowler in his first season with the team in 1970, but he was acquired in a trade after spending his rookie year with the Cleveland Browns.
- » Barkley set Giants rookie records with 1,307 rushing yards, 91 receptions (tying the mark Beckham set in 2014), and 15 total touchdowns (11 rushing, 4 receiving)...He was the first rookie to lead the Giants in rushing since Andre Williams in 2014 (with 721 yards) and the first to lead the club in receptions since Beckham that season.
- » Barkley was the first running back to lead the Giants in catches since Barber did with 69 in 2003, and the first player to lead the team in rushing and receiving in the same season since Barber in 2003 (1,216 rushing yards, 69 catches).
- » Barkley finished 2nd in the NFL in rushing yardage, 127 yards behind Elliott (1,434 yards)...The 2nd-place finish was the highest by a Giants player since Barber was 2nd in 2005 with a team-record 1,860 yards – 20 yards behind NFL Most Valuable Player Shaun Alexander of Seattle.
- » Barkley's 91 receptions were a record for an NFL rookie running back...The former record of 88 was set by New Orleans' Reggie Bush in 2006.
- » The 91 catches easily surpassed the previous Giants running back record, Barber's 72 catches in 2001...Barkley needed only 6 games to break the former franchise record for receptions by a rookie running back, which had been set by Bobby Duhan in 1968.
- » Barkley set a Giants record with 14 receptions (for 80 yards) at Dallas (9/16)...The previous record of 13 was set by Barber, also in Dallas, on Jan. 2, 2000...Barkley's 14 catches were tied for the 3rd-highest total ever by an NFL running back.
- » Barkley's 14 receptions tied the NFL rookie record, regardless of position, set by Philadelphia receiver Don Looney against Washington on Dec. 1, 1940, and tied by Washington running back Roy Helu, Jr. vs. Carolina on Nov. 6, 2011.
- » Barkley led the NFL with a Giants rookie-record 2,028 yards from scrimmage, 27 more than Elliott...They were the only 2 players in the league with at least 2,000 scrimmage yards...Barkley was the first Giants player to lead the NFL in yards from scrimmage since Barber did in 2005 with a franchise-record 2,390 (1,860 rushing/530 receiving).
- » Barkley broke the franchise rookie record for yards from scrimmage that had been held by Beckham, who had 1,340 yards in 2014.
- » Barkley's 15 total touchdowns broke the former Giants rookie record of 12 that had been shared by Bill Paschal (1943) and Beckham (2014)...It was the 6th time in Giants history a player scored at least 15 touchdowns in a season: Joe Morris (21 in 1985, 15 in 1986), Gene "Choo-Choo" Roberts (17 on 1949), Barber (15 in 2004), and Brandon Jacobs (15 in 2008).
- » Barkley's 11 rushing touchdowns were also a Giants rookie record. The former mark of 10 had been held by Paschal since 1943.

CAREER HIGHLIGHTS

- » In 4 seasons, Barkley has started all 44 games in which he played...Totals include 2,937 rushing yards on 659 carries (4.5-yard avg.) and 19 touchdowns, plus 190 receptions for 1,482 yards (7.8-yard avg.) and 8 scores.
- » Barkley ended the 2021 season 12th on the franchise career rushing list, 195 yards behind Pro Football Hall of Famer Tuffy Leemans...His 2,937 rushing yards are the 2nd-highest total in a player's first 4 seasons in Giants history, behind Rodney Hampton (3,732) and his 4,419 yards from scrimmage are 3rd behind Hampton (4,714) and Odell Beckham, Jr. (4,479)...Barkley and Beckham are the only players in Giants history to exceed 1,000 scrimmage yards in each of their first 2 seasons.
- » Barkley is the 20th player to run for at least 2,000 yards in a Giants uniform.
- » Barkley's 4.46-yard average is the 4th-highest among running backs in Giants history with at least 500 attempts, behind Tiki Barber (4.71), Ahmad Bradshaw (4.60) and Brandon Jacobs (4.48).

- » Barkley reached 2,500 scrimmage yards in his 21st career game, tying former Giants running back Otis Anderson (21 games) and Billy Simms (21) for the 4th-fewest games to reach 2,500 career yards in NFL history...Through 25 career games, Barkley had registered at least 100 scrimmage yards in 17 games, tying Sims for the 4th-most such games by a player in his first 25 career games in league annals.
- » Barkley has rushed for at least 100 yards in 12 games, tying him with Ahmad Bradshaw for 5th in franchise history, behind Tiki Barber (38), Joe Morris (19), Rodney Hampton (17) and Brandon Jacobs (13). The Giants are 5-7 when Barkley rushes for at least 100 yards.
- » Barkley had at least one reception in each of his first 30 games, a record for a Giants' running back to start a career...The streak ended when he did not have a reception at Chicago on Sept. 20, 2020...Ron Johnson had the previous record with 26 games (1970-72).
- » Barkley's 4 rushing touchdowns of at least 65 yards were the most in the NFL in 2018-19...Tennessee's Derrick Henry was 2nd with 3...In that same span, Barkley had 9 runs of at least 50 yards, 4 more than anyone else.
- » In 2021, Barkley started all 13 games in which he played...Totaled 162 carries for 593 yards (3.7-yard avg.) and 2 touchdowns and 41 receptions for 263 yards and 2 scores...Barkley tied with Devontae Booker for the most rushing yards on the team and was 2nd behind Booker (861) in scrimmage yards with 856...The Giants were the first team to have two players share the team lead in rushing yards since the 1938 Chicago Bears, who had Ray Noll and Sam Francis each run for 297 yards.
- » Returned from a torn ACL in the season opener and posted 10 carries for 26 yards and one catch for a yard vs. Denver (9/12)...Scored his first touchdown of the season on a one-yard run vs. Atlanta (9/26) and added 16 rushes for 51 yards along with 6 receptions for 43 yards...Had his most productive game of the season when he ran 13 times for 52 yards and one touchdown to go along with 5 receptions for 74 yards and a touchdown at New Orleans (10/3)...Scored on a 54-yard pass from quarterback Daniel Jones and also tallied the game-winning touchdown in overtime on a 6-yard rush...Was one of 6 NFC running backs with at least 125 scrimmage yards and 2 touchdowns in a game in 2021.
- » Rushed 2 times for 9 yards before suffering an ankle injury at Dallas (10/10)...Inactive from Oct. 17-Nov. 7 with the ankle injury...Returned from his injury at Tampa Bay (11/22) and tallied 6 rushing attempts for 25 yards and 6 catches for 31 yards...Posted at least 40 rushing yards and 3 receptions in 4-straight games from Nov. 28-Dec. 19...Caught his 2nd touchdown of the season on an 18-yard pass from quarterback Mike Glennon at the L.A. Chargers (12/12)...Ran 21 times for 102 yards at Chicago (1/2), which tied Ahmad Bradshaw (12) for the fifth-most 100-yard rushing games in franchise history.
- » In 2020, Barkley started the season's first 2 games...Suffered a torn right ACL and meniscus on the first play of the 2nd quarter in Chicago (9/20) and missed the remainder of the season...He had 19 carries for 34 yards and 6 receptions for 60 yards...Elected one of the Giants' team captains.
- » Barkley had 15 carries for 6 yards and 6 receptions for 60 yards in the season opener vs. Pittsburgh (9/14)...It was his 2nd-lowest rushing total in a full game (he ran for one yard at the Jets on Nov. 10, 2019)...His 6 catches tied Darius Slayton and Sterling Shepard for the team lead.
- » Although he participated in just 8 offensive plays, Barkley led the Giants with 28 rushing yards on 4 carries at the Bears...He did not catch a pass, ending at 30 his Giants-record streak for the most consecutive games with a reception by a running back to start a career in a Giants uniform.
- » In 2019, Barkley started all 13 games in which he played. He missed 3 games – the first absences of his career – because of a sprained ankle he suffered at Tampa Bay (9/22)...Barkley did not play vs. Washington (9/29), Minnesota (10/6) and at New England (10/10)...He finished the season with team-leading figures of 217 carries for 1,003 yards and 6 touchdowns...Coupled with his 1,307 yards in his debut season, Barkley was the first Giants back with consecutive 1,000-yard seasons since Jacobs in 2007-08.
- » Barkley's 1,000-yard season was the 25th in Giants history...He rushed for more than 100 yards in 4 games – at Dallas (9/8), vs. Buffalo (9/15), vs. Miami (12/15) and at Washington (9/22).
- » Barkley was 2nd on the team with 52 receptions, for 438 yards and 2 touchdowns.
- » Opened the season by rushing for 120 rushing yards on 11 carries and catching 4 passes for 19 yards at Dallas...Barkley's first run of the season gained 59 yards, which was the longest first carry in any season by a Giants player since the 1970 merger...It was also the longest first rushing attempt of a season by any player since Pittsburgh wide receiver Darius Heyward-Bey's 60-yarder at Miami on Oct. 16, 2016 (his only rushing attempt of the season) and the longest by a running back since Oakland's Jalen Richard ran for 75 yards at New Orleans on Sept. 11, 2016.
- » Rushed for 107 yards on 18 carries, including a 27-yard touchdown on the game's first series, and caught 3 passes for 28 yards vs. Buffalo (9/15)...Became the 3rd player in Giants history to begin a season with two 100-yard rushing games, joining Eddie Price in 1952 and Rob Carpenter in 1983.
- » It was Barkley's 18th career game and he set several milestones...Barkley rushed for at least 100 yards for the 9th time in those 18 games...The previous high total for 100-yard performances in the first 18 games by a Giants back was 5 by Price in 1950-51...The previous NFL player to rush for 100 or more yards in at least 9 of his first 18 games was Denver's Clinton Portis in 2002-03. Portis had 10 such games...Barkley also had 15 games with at least 100 yards from scrimmage, tying him with Pro Football Hall of Famer Eric Dickerson for the most such performances in the first 18 games in a career...Prior to Barkley, the highest total by a Giants player in his first 18 games with the team was 10 by Ron Johnson from 1970-72...Barkley reached career totals of 1,500 rushing yards and 500 receiving yards in his 18th game to join Pro Football Hall of Famer Edgerrin James as the only players in history to reach both of those marks that quickly.
- » Barkley rushed for a then career-low 10 yards on 8 carries and caught 4 passes for 27 yards at Tampa Bay (9/22) before leaving the game late in the first half with a sprained right ankle...His foot got caught under safety Mike Edwards after a 6-yard reception...Barkley missed the next 3 games.
- » Returned to run for 72 yards on 18 carries, including a 7-yard touchdown, and caught 3 passes for 8 yards vs. Arizona (10/20)...Totaled 143 scrimmage yards at Detroit (10/27) with 64 rushing yards and a season-high 8 receptions for 79 yards, including a 4-yarder for the Giants' final touchdown...Rushed for 28 yards and caught a season-long 65-yard pass vs. Dallas (11/4).
- » Finished with season-high totals of 24 carries and 2 touchdowns vs. Miami (12/15), when he rushed for 112 yards and scored on runs of one and 10 yards...Also caught 4 passes for 31 yards to gain 143 yards from scrimmage, tying his 2nd-highest total of the season.
- » Barkley set a franchise record for 279 yards from scrimmage (189 rushing and 90 receiving) in an overtime victory at Washington (12/22)...The previous record of 276 yards was set by Barber vs. Philadelphia on Dec. 28, 2002. Barber rushed for 203 yards and added 73 receiving yards...Barkley's 279 yards was the highest total by any NFL player in 2019.
- » Barkley is tied for 3rd on the Giants' single-game total yardage list...David Wilson is first with 327 yards (227 kickoff returns, 100 rushing) vs. New Orleans on Dec. 9, 2012...Domenik Hixon gained 303 yards (230 kickoff returns, 51 punt returns, 22 receiving) at New Orleans on Oct. 18, 2009...Barkley is tied with Joe Scott, who totaled 279 yards (22 rushing, 35 receiving, 207 kickoff returns, 15 after receiving a laterally vs. the Los Angeles Rams on Nov. 14, 1948).
- » Barkley's 189 rushing yards were a career high...He had 22 carries, the longest a 67-yard touchdown run...He set his previous best in Washington on Dec. 9, 2018, when he ran for 170 yards, including a 78-yard touchdown...Barkley's 359 yards in 2 games in Washington were the highest total by an NFL player in his first 2 road games vs. an opponent since Dickerson ran for 401 yards for the Rams vs. the Cardinals (1984-86).
- » Barkley's 189 yards was the highest total by a Giants running back since Oct. 7, 2012, when Bradshaw ran for 200 yards in a victory vs. Cleveland.
- » Barkley had 108 rushing yards on his 4th carry...That was the fewest attempts a Giants back needed to reach 100 yards since Dec. 31, 2005, when Barber did it in 3 carries at Oakland...One of those runs was a team-record 95-yarder...Barkley's previous low number of carries to reach 100 yards was 8, which he did on Dec. 9, 2018 at Washington.
- » Barkley also caught 4 passes for a season-high 90 yards, including a 51-yarder and a 33-yard touchdown...He was the 2nd Giants player in 2019 to score rushing and receiving touchdowns in the same game and both players did it vs. Washington...On Sept. 29, Wayne Gallman, Jr. scored on a 6-yard catch and a one-yard run...It was the 3rd time Barkley scored rushing and receiving touchdowns in the same game.
- » The game in Washington was the 2nd in which Barkley had rushing and receiving gains of 50+ yards in the same game...On Oct. 11, 2018, he had a 67-yard run and a 51-yard catch vs. Philadelphia.

- » Barkley was the 5th player with at least 275 scrimmage yards and both a rushing and receiving touchdown in a single game since 1970, joining Priest Holmes (Week 13, 2001 and Week 12, 2002), Chris Johnson (Week 2, 2009), Herschel Walker (Week 15, 1986) and Delvin Williams (Week 9, 1976).
 - » Barkley also joined Billy Cannon (Dec. 10, 1961), Williams (Nov. 7, 1976) and Holmes (Nov. 24, 2002) as the only players in NFL history with at least 175 rushing yards, 90 receiving yards and 2 touchdowns in a game.
 - » While Barkley was setting the franchise record with 279 yards from scrimmage, Daniel Jones threw for 352 yards and 5 touchdowns...The Giants were the first team in NFL history to have a player with 275+ scrimmage yards and a player with 5 touchdown passes in the same game.
 - » In the season finale vs. Philadelphia (12/29), Barkley rushed for 92 yards on 17 carries, including a 68-yard touchdown, and caught 3 passes for 25 yards for 117 scrimmage yards.
 - » With his 67 and 68-yard touchdown runs, Barkley became the first Giants player with touchdown runs of at least 65 yards in consecutive games...Barkley's 68-yard run was the Giants' longest of the season...The previous long was his 67-yarder one week earlier.
 - » Barkley's 68-yard touchdown run was the 3rd-longest score of his career...He scored on the 78-run vs. the Redskins in FedEx on Dec. 9, 2018 and on a 68-yard run in his first NFL game, vs. Jacksonville on Sept. 9, 2018.
 - » Barkley's 117 yards vs. Philadelphia was his 3rd consecutive game, 7th of the season and the 20th game in his career with at least 100 scrimmage yards, which tied him with Clinton Portis for the 4th-most of any player in his first 2 seasons...Pro Football Hall of Famers Edgerrin James and Dickerson had 27 and 26, respectively, and Billy Sims had 21.
 - » As a rookie in 2018, Barkley started all 16 games...He was the first rookie running back in Giants history to start every game, the first running back to do so since Rashad Jennings in 2015, the first rookie since Sterling Shepard in 2016, and the first Giants first-round draft choice to start every game since right tackle Justin Pugh in 2013.
 - » Second-round draft choice Will Hernandez also started all 16 games, at left guard...It was just the 2nd time since the 1970 merger that the Giants had multiple rookies start every game; in 1981, linebacker Lawrence Taylor (first 4th round) and nose tackle Bill Neill (5th round) were the starters.
 - » Barkley finished the season with 261 rushing attempts for 1,307 yards (5.0-yard avg.) and 11 touchdowns, and 91 catches for 721 yards (7.9-yard avg.) and 4 scores...All but the receiving touchdowns were team-high totals.
 - » Barkley's 1,307 rushing yards was the 7th-highest total in Giants history...He was the Giants' first 1,000-yard rusher since Bradshaw ran for 1,015 yards in 2012.
 - » Barkley and Denver's Phillip Lindsay (1,037 yards) were the 57th and 58th rookies to rush for at least 1,000 yards since the NFL went to a 16-game season in 1978...Barkley's 1,000-yard season was the Giants' first since Bradshaw's in 2012.
 - » Barkley's 1,307 yards were 477 more than the No. 2 rookie on the franchise's list – Tuffy Leemans' previous record of 830 yards, set in 1936.
 - » Barkley was the 3rd consecutive running back chosen within the top 5 draft selections to rush for more than 1,000 yards in his rookie season...Dallas' Ezekiel Elliott (4th overall in 2016) ran for 1,631 yards in his debut season, and Jacksonville's Leonard Fournette (4th overall in 2017) ran for 1,040 yards.
 - » Barkley rushed for more than 100 yards 7 times, a Giants rookie record...Eddie Price had held the mark since 1950, when he hit the century mark 3 times...Barkley was the first Giants back with seven 100-yard games in a season since Barber had 8 in 2006.
 - » In his NFL debut vs. Jacksonville (9/9), Barkley had 18 carries for 106 yards, including a 68-yard touchdown run in the 4th quarter, plus 2 receptions for 22 yards...He was the first Giants back to run for at least 100 yards in his NFL debut...His 68-yard run was the longest by a Giants player in his first game...And it was the longest run by a player in his NFL debut since Sept. 11, 2016, when Oakland's Jalen Richards scored on a 75-yarder at New Orleans.
 - » Barkley was the first Giants rookie running back to start a season-opening game since Sean Bennett in 1999 (excluding fullback Shane Smith in 2017; Smith had no rushing attempts that season).
 - » The following week, Barkley caught a Giants-record 14 passes, for 80 yards, at Dallas (9/16)...Barber held the previous mark with 13 receptions on Jan. 2, 2000, also in a road game vs. the Cowboys...Barkley ran for 28 yards on 11 carries in the game.
 - » Rushed for 82 yards on 17 attempts, including a 15-yard touchdown, and caught 5 passes for 35 yards at Houston (9/23)...His 21 receptions are a record for a Giants rookie in his first 3 games and his 27 catches in his first 4 games broke Sterling Shepard's record of 20, set in 2016.
 - » When he ran for 130 yards vs. Philadelphia (10/11), Barkley became the 2nd Giants rookie running back in the Super Bowl era to rush for at least 100 yards vs. the Eagles...Barber ran for 114 yards in Philadelphia on Dec. 7, 1997.
 - » Barkley rushed for 142 yards vs. Tampa Bay (11/18) and 101 at Philadelphia (11/25) to become the 2nd Giants rookie in history with back-to-back 100-yard rushing games...The first was Price, who ran for 156 yards vs. the New York Yanks on Dec. 3, 1950, and 103 yards 7 days later at Philadelphia...Barkley extended his streak of 100-yard games to a Giants rookie record 4 with 125 vs. Chicago (12/2) and a season-high 170 at Washington (12/9)...He was the first Giants back with 4 consecutive 100-yard rushing games since Barber had 5 in a row from Nov. 20-Dec. 17, 2005.
 - » Barkley's 170 rushing yards at Washington was the 2nd-highest total by a rookie in Giants history...Bill Paschal ran for 188 yards vs. Washington on Dec. 5, 1943...Barkley also has the 6th (142 vs. Tampa Bay), 8th (130 vs. Philadelphia), and 9th (125 vs. Chicago) biggest rushing games by a Giants rookie...Barkley has 7 of the top 12 single-game rookie rushing totals in Giants history.
 - » Barkley's 170 rushing yards in Washington were the most by a Giants player since Jennings ran for 170 yards on Jan. 3, 2016, in a loss to Philadelphia.
 - » In that 40-16 victory in Washington, Barkley rushed for 170 yards on 14 carries, a 12.1-yard average that was the 4th-highest in a game in Giants history – and the largest in a road game (minimum 10 attempts):
 - 14.33 Derrick Ward, vs. Carolina, Dec. 21, 2008 (15-215)
 - 13.30 Frank Reagan, vs. Rams, Dec. 1, 1946 (10-133)
 - 12.23 Tuffy Leemans, vs. Green Bay, Nov. 20, 1938 (13-159)
- 12.14 Saquon Barkley, at Washington, Dec. 9, 2018 (14-170)**
- » In Washington, Barkley scored on a 78-yard run that was the 2nd-longest by a rookie in Giants history; Bradshaw ran for an 88-yard touchdown at Buffalo on Dec. 23, 2007...Barkley's 78-yard run was the Giants' longest since Bradshaw's 88-yarder...It is tied for the 4th-longest touchdown run and 7th-longest run overall in Giants history with Barber's 78-yard score vs. Arizona on Dec. 3, 2000.
 - » Barkley also had a 52-yard run to set up another Giants touchdown in Washington...He was the first Giants back with 2 runs of 50 or more yards in one game since Barber on Dec. 30, 2006 – also in a victory in FedExField. In his final career regular-season game, Barber scored touchdowns on runs of 55 and 50 yards.
 - » Barkley had seven 40+ yard runs and six 50+ yard runs to lead the NFL in each category...The six 50-yard runs were the highest single-season total by a Giants player since the 1970 merger and were twice as many as any other NFL player had in 2018; Isaiah Crowell of the Jets was 2nd with 3.
 - » Barkley's 91 receptions tied Beckham's Giants rookie record, was the highest total ever by a Giants player other than a wide receiver, and was tied for the 4th-highest total in franchise history:
 - 107 Steve Smith (2009)
 - 101 Odell Beckham, Jr. (2016)
 - 96 Odell Beckham, Jr. (2015)
 - 91 Saquon Barkley (2018)**
 - 91 Odell Beckham, Jr. (2014)
 - » Barkley finished 2nd among NFL running backs behind Carolina's Christian McCaffrey, who set an NFL record for running backs with

- 107 catches.
- From Oct. 11-28, Barkley had 9 receptions vs. Philadelphia, at Atlanta and vs. Washington to become the first player in Giants history with at least 9 catches in each of 3 consecutive games...He was the first NFL running back to accomplish the feat since St. Louis' Steven Jackson in 2006.
 - Barkley's 721 receiving yards were a record for a Giants rookie running back...David Meggett held the former mark with 531 yards in 1989...The 721 receiving yards are the 7th-highest total ever by a Giants rookie:

Name	Year	Yards
Odell Beckham Jr.	2014	1,305
Jeremy Shockey	2002	894
Bobby Johnson	1984	795
Hakeem Nicks	2009	790
Darius Slayton	2019	740
Evan Engram	2017	722
Saquon Barkley	2018	721
 - Barkley had a 50-yard run and a 55-yard reception vs. Philadelphia (10/11) to become the first Giants player with a run and a catch of 50+ yards in the same game since Oct. 10, 2004, when Barber had a 58-yard run and a 55-yard reception in a victory in Dallas...In that game vs. the Eagles, Barkley almost became the first Giants player in history with 100 yards rushing and receiving in the same game. He had 130 and 99.
 - Barkley had receptions of 57 (a touchdown thrown by Beckham at Carolina) and 55 (from Manning vs. Philadelphia) yards. He was the first Giants running back with 2 catches of 55+ yards in a season since Barber in 2004, and the first Giants rookie back to do it since Meggett in 1989.
 - Barkley's 2,028 yards from scrimmage was the 4th 2,000-yard season in Giants history and the most by Giants players since Barber had 2,127 (1,662 rushing/465 receiving) in 2006, his final season.
 - Barkley was the 3rd rookie in NFL history with 2,000 yards from scrimmage:

Name	Year	Yards	Rushing	Receiving
Eric Dickerson	1983	2,212	1,808	404
Edgerrin James	1999	2,139	1,553	586
Saquon Barkley	2018	2,028	1,307	721
 - Barkley finished with a season-high 229 yards from scrimmage vs. Philadelphia, which was then the 7th-highest total in Giants history.
 - Barkley was the 2nd player in NFL history to begin a career with at least 6 consecutive games with 100 or more scrimmage yards...The only other player to accomplish the feat was Kareem Hunt, whose streaks were 7 games and 885 yards.

Player	Team	Season	Consecutive	
			6-Game Yardage Total	Games with 100+ yards
Kareem Hunt	Kansas City	2017	885	7
Saquon Barkley	Giants	2018	812	6
 - Barkley had another streak of 6 consecutive 100-yard games later in the season...He is one of 7 rookies in NFL history with 6 consecutive games with at least 100 scrimmage yards, joining Eric Dickerson, L.A. Rams (1983-10 games), Edgerrin James, Indianapolis (1999-9 games), Kareem Hunt, Kansas City (2017-7 games), Kevin Jones, Detroit (2004-7 games), Jamal Lewis, Baltimore (2000-7 games), and Clark Gaines, Jets (1976-7 games).
 - Barkley was the first NFL rookie with at least 1,200 rushing yards and 600 receiving yards since Detroit's Billy Sims in 1980.
 - Barkley exceeded 100 yards from scrimmage in 13 games, tying Dickerson's NFL rookie record. James had 12 such games.
 - Barkley was also the 5th rookie with at least 1,900 scrimmage yards and 15 touchdowns in a single season in NFL history:

Player	Team	Season	Scrimmage Yards	TDs
Eric Dickerson	L.A. Rams	1983	2,212	20
Edgerrin James	Indianapolis	1999	2,139	17
Ezekiel Elliott	Dallas	2016	1,994	16
Billy Sims	Detroit	1980	1,924	16
Saquon Barkley	Giants	2018	2,028	15
 - In 2018, Barkley accounted for 33.5% of the Giants' rushing and receiving yards, the 2nd-highest total by any NFL player:

Name	Own	Team	Pct.
Ezekiel Elliott, Dallas	2,001	5,848	34.2
Saquon Barkley, Giants	2,028	6,055	33.5
David Johnson, Arizona	1,386	4,226	32.8
Christian McCaffrey, Carolina	1,965	6,207	31.7
Joe Mixon, Cincinnati	1,464	5,251	27.9
 - With 11 scores on the ground, Barkley was the first Giants back with double-digit rushing touchdowns since Brandon Jacobs in 2008.
 - Barkley had 5 touchdowns from scrimmage of 50 or more yards, the most ever by a Giants rookie and the most by any Giants player since Beckham had 5 in 2015...Barkley was the first NFL rookie with five 50+ yard touchdowns from scrimmage since Minnesota wide receiver Randy Moss in 1998...Only Billy Howton of the 1952 Green Bay Packers had more such touchdowns as a rookie (6).
 - In the Giants' games vs. Tampa Bay (11/18) and at Philadelphia (11/25), Barkley scored both rushing and receiving touchdowns (on 5 and 2-yard runs and a 6-yard catch vs. the Buccaneers, and a 51-yard run and 13-yard catch vs. the Eagles)...He was the first Giants player to score on both a run and a reception in back-to-back games since Elvin (Kink) Richards on Dec. 3 and 10, 1933 vs. Pittsburgh and at Philadelphia...Before Barkley, the last Giants player to have multiple games with running and receiving touchdowns in the same season was Ron Johnson in 1973.
 - Barkley was one of 4 rookies in NFL history to hit that double in consecutive games...He was one of 2 rookies to accomplish the feat in November 2018 and one of 2 players to do it in a Giants uniform...Cleveland's Nick Chubb scored rushing and receiving touchdowns in Weeks 12 and 13...Richards of the 1933 Giants and Rodney Culver of the 1992 Indianapolis Colts are the only other rookies to score a rushing and receiving touchdown in consecutive games.
 - In the victory vs. Tampa Bay, Barkley was the first Giants running back to score 3 touchdowns in a game since David Wilson vs. New

Orleans on Dec. 9, 2012 – but one of Wilson's scores was on a kickoff return (and 2 runs)...Before Barkley, the last Giants back to score 3 touchdowns from scrimmage had been Bradshaw, who had 3 one yard runs vs. Buffalo on Oct. 16, 2011.

- The last Giants back to score on a run and reception in the same game had been Bradshaw, who scored touchdowns on a 5-yard run and 10-yard catch against Dallas on Jan. 1, 2012.
- Barkley was the first Giants back with 2 rushing touchdowns in a game since Rashad Jennings at Jacksonville on Nov. 20, 2014 (runs of 2 and 17 yards).

COLLEGE

- Barkley played in 38 games with 32 starts at Penn State...Finished his collegiate career with 671 rushing attempts for 3,843 yards (5.7-yard avg.) and 43 touchdowns...Averaged 101.1 yards per game on the ground...Also caught 102 passes for 1,195 yards (11.7-yard avg.) with 8 scores...Returned 18 kickoffs for a 27.8-yard average and 2 touchdowns...Amassed 5,538 total yards on 791 touches for averages of 7.0 yards per play and 145.7 yards per game...Barkley finished his career as Penn State's all-time leader in rushing touchdowns (43) and total touchdowns (53), surpassing Lydell Mitchell's marks of 38 rushing and 41 total touchdowns, respectively, from 1969-71...Barkley capped his career as the school's career all-purpose yards leader (5,538), surpassing Larry Johnson (5,045; 1999-2002)...Ranked No. 22 at the conclusion of his career on Penn State career receiving yards list (1,195).
- Finished his career No. 2 on Penn State's career scoring list (318 points), which were the most in Penn State history by a non-@tucker, besting Mitchell's 246 points...Set the school record with a touchdown scored in 15 straight games, a streak that began at Purdue (10/29/16) and ended at Michigan State (11/4/17)...Had 13 multi-rushing touchdown games in his career (2 in 2015, 4 in 2016, 7 in 2017), and 17 multi-touchdown games (2 in 2015, 6 in 2016, 9 in 2017)...Tallied 4 career games with 3 or more touchdowns (2 in 2016, 2 in 2017)...Recorded 9 career games with 200-plus all-purpose yards (4 in 2016, 5 in 2017) and is one of just 2 Nittany Lions to reach the 5,000 all-purpose yard mark.
- Barkley became the only player in Penn State history and just the 4th in the Big Ten to gain 3,000 rushing and 1,000 receiving yards in a career...Was the 7th player in Penn State history to reach 3,000 career rushing yards, finishing 2nd on Penn State's career rushing yards list (3,843), trailing only Evan Royster (3,932; 2007-10)...Joined Royster as the only 2 rushers in Penn State history with three 1,000-yard rushing seasons.
- Barkley concluded his career tied for 5th with 15 career 100-yard games (5 in each of his 3 seasons, including three 200-yard efforts (2 in 2016, one in 2017) which was 2nd in program history...Concluded his career as the school's record-holder in receiving yards by a running back (1,195), passing Tony Hunt's mark of 799 yards (2003-06), and doing so with 26 fewer receptions.
- As a junior in 2017, Barkley played in all 13 games with 12 starts...Selected team captain, named Penn State's Most Valuable Player and earned the Captain's Award at the team's annual awards banquet...Finished with 217 rushing attempts for 1,271 yards (5.9-yard avg.), and career-high-tying 18 touchdowns...Also caught 54 passes, more than his first 2 seasons combined (48), for 632 yards (11.7-yard avg.) and 3 touchdowns...Had a career-high 1,903 yards from scrimmage on 271 touchdowns (146.4 a game, 7.0 per touch)...Added 15 kickoff returns for 426 yards (28.4-yard avg.) and 2 touchdowns...Scored a career-high 23 touchdowns (1 more than his 2016 total).
- Led the Big Ten in rushing for the 2nd consecutive season...Was the 24th FBS player to produce 1,000 rushing yards and 500 receiving yards in a season since 2000...Set the Penn State single-game all-purpose yards mark with 358 at Iowa (9/23, including 211 yards rushing, 94 yards receiving, and 53 yards on kickoff return), topping Curt Warner's previous mark of 341 vs. Syracuse in 1981...Barkley's 12 receptions vs. Iowa were the most in school history by a running back, and were the most by a Big Ten running back since Indiana's Stephen Houston had 12 at Purdue (11/24/12).
- Barkley's 92-yard touchdown run vs. Washington in the PlayStation Fiesta Bowl (12/30/17) was tied for the longest rush in program history, equalling the mark of Blair Thomas (1986; Syracuse non-touchdown) and Bill Belton (2014; at Indiana).
- Received the Paul Hornung Award as college football's most versatile player...Finished No. 4 in the Heisman Trophy voting, the highest finish by a Penn State player since Larry Johnson finished 3rd in 2002...Selected as a finalist for the Maxwell Award, Doak Walker Award, Lombardi Award and Walter Camp Player of the Year Award...Became the 100th first-team All-American in Penn State history...Was Penn State's 42nd consensus All-American and first Nittany Lion offensive player since Johnson in 2002.
- Named the Big Ten's Graham George Offensive Player of the Year for the 2nd straight season...Was the first Big Ten running back and 3rd Big Ten player to earn multiple Player of the Year awards in the conference's history, joining Miller (2012-13), and Purdue's Drew Brees (1998 & 2000)...Named first-@eam All-Big Ten at both running back and return specialist from both the coaches and media panels...Earned Big Ten Offensive Player of the Year, along with first-team all-conference at running back and all-purpose player from the AP.
- In 2016, started all 14 games...Finished with career-high totals of 272 carries, 1,496 yards, and 18 touchdowns (a figure he matched in 2017)...Also caught 28 passes for 402 yards and a career-best 4 touchdowns, and scored 132 points...Had 1,927 all-purpose yards...Barkley and Tyler Davis (128) became the first set of teammates to score 100 points in the same season in Penn State history...Barkley's 22 total touchdowns and 18 rushing scores are each 5th on the school's single-season list...The 22 total touchdowns were the most since Larry Johnson scored 23 in 2002...Led the Big Ten in both total and rushing touchdowns...Was No. 1 in the Big Ten with 140.9 all-purpose yards a game.
- Name 2nd-team All-American by The Sporting News and 3rd team by the AP...Selected All-Big Ten first team by the conference coaches, and a unanimous choice by the media.
- As a true freshman in 2015, Barkley played in 11 games with 6 starts, missing 2 games due to injury...Had 182 rushing attempts and broke Penn State's freshman (true or redshirt) single-season record with 1,076 rushing yards, surpassing D.J. Dozier's mark of 1,002 set in 1983...Tied 2 of Dozier's record with 7 rushing touchdowns and five 100-yard games...Caught 20 passes for 161 yards and one touchdown...Broke the school freshman (true or redshirt) single-season mark for all-@purpose yards with 1,237, surpassing the mark set by Dozier (1,191; 1983).
- Named 2nd-@eam All-Big Ten by both the coaches and media...Named to Football Writers Association of America (FWAA), Sporting News and USA Today's Freshman All-America team...Selected BTN.com Big Ten Freshman of the Year and earned BTN.com All-Freshman Team laurels...Selected 2nd-team All-Big Ten by the AP.
- Had one carry for one yard in his collegiate debut at Temple (9/5)...The following week, rushed for 115 yards on 12 carries and scored his first touchdown on a 9-yard run vs. Buffalo (9/12).

OFF-THE-FIELD ACTIVITY

- Created the Michael Ann and Saqoun Barkley Hope Foundation which aims to supply assistance to children, young adults and families in need...Supports Covenant House, a shelter for homeless youth, in various ways throughout the season by welcoming them to games, Giants events and providing donations...Annually represents 22Q, a rare disease that his niece is battling, during the My Cause My Cleats NFL Initiative...Joined forces with Covenant House New Jersey located in Newark during the 2021 season to support homeless youth through education, employment and financial literacy.

PERSONAL

- Has a daughter, Jada Clare Barkley...Journalism major...Son of Alibay Barkley and Tonya Johnson...Has 2 brothers, Rashard Johnson and Ali Barkley, and 2 sisters, Shaquana and Aliyah Barkley...Father was an amateur boxer...Brother, Rashard, played football and wrestled...Great uncle is former WBC middleweight champion Iran Barkley...Was born in The Bronx...Three-year letterman and team captain his senior year at Whitehall (Pa.) High School...First-team all-state (AAAA) by Pennsylvania Football News...Selected as 2014 Mr. Pennsylvania Football for Class AAA/AAAA...As a senior in 2014, rushed for 1,856 yards, 8.6 yards per carry, and recorded 31 total touchdowns...Had 4 interceptions and 5 tackles for loss as a senior...Two-time All-Lehigh Valley Conference selection...Helped lead Whitehall to league titles as a sophomore and junior...Rushed for 1,506 yards and recorded 27 touchdowns as a junior...Tallied 284

rushing yards and 5 total scores as a sophomore...Ranked as the 9th-best running back in the nation and the top prospect in Pennsylvania by 247Sports...Rated by Scout among the top 5 prospects in the state...Lettered in basketball and track...Won the gold medal in the eastern Pennsylvania Conference boys 100 meters.

SAQUON BARKLEY'S NFL REGULAR SEASON RUSHING/RECEIVING STATISTICS

Dariusz Stanek													
		RUSHING							RECEIVING				
DATE	TEAM	GP	GS	NO.	YDS	AVG.	LG	TD	NO.	YDS	AVG.	LG	TD
2018	Giants	16	16	261	1,307	5.0	78t	11	91	721	7.9	57t	4
2019	Giants	13	13	217	1,003	4.6	68t	6	52	438	8.4	65	2
2020	Giants	2	2	19	34	1.8	18	0	6	60	10.0	38	0
2021	Giants	13	13	162	593	3.7	41	2	41	263	6.4	54t	2
NFL TOTALS		44	44	659	2,937	4.5	78T	19	190	1,482	7.8	65	8

SINGLE-GAME HIGHS: RUSHING/RECEIVING

Rush Attempts	27 vs. Tampa Bay Buccaneers, Nov 18, 2018	Receiving Average	22.5 at Washington Redskins, Dec 22, 2019
	24 vs. Miami Dolphins, Dec 15, 2019		20.3 at Carolina Panthers, Oct 07, 2018
	24 vs. Chicago Bears, Dec 02, 2018		14.8 at New Orleans Saints, Oct 03, 2021
	22 at Washington Redskins, Dec 22, 2019		11.2 vs. Dallas Cowboys, Nov 04, 2019
	21 at Chicago Bears, Jan 02, 2022		11.0 vs. Philadelphia Eagles, Oct 11, 2018
	...1 more at 21.	Longest Receptions	65 vs. Dallas Cowboys, Nov 04, 2019
Rushing Yards	189 at Washington Redskins, Dec 22, 2019		57t at Carolina Panthers, Oct 07, 2018
	170 at Washington Redskins, Dec 09, 2018		55 vs. Philadelphia Eagles, Oct 11, 2018
	142 vs. Tampa Bay Buccaneers, Nov 18, 2018		54t at New Orleans Saints, Oct 03, 2021
	130 vs. Philadelphia Eagles, Oct 11, 2018		51 at Washington Redskins, Dec 22, 2019
	125 vs. Chicago Bears, Dec 02, 2018	Receiving TDs	2 at Carolina Panthers, Oct 07, 2018
Rushing Average	12.1 at Washington Redskins, Dec 09, 2018		1 at Los Angeles Chargers, Dec 12, 2021
	10.9 at Dallas Cowboys, Sep 08, 2019		1 at New Orleans Saints, Oct 03, 2021
	10.0 vs. Philadelphia Eagles, Oct 11, 2018		1 at Washington Redskins, Dec 22, 2019
	8.6 at Washington Redskins, Dec 22, 2019		...3 more at 1.
	7.8 at Philadelphia Eagles, Nov 25, 2018	All-Purpose Yards	279 at Washington Redskins, Dec 22, 2019
Longest Runs	78t at Washington Redskins, Dec 09, 2018		229 vs. Philadelphia Eagles, Oct 11, 2018
	68t vs. Philadelphia Eagles, Dec 29, 2019		197 at Washington Redskins, Dec 09, 2018
	68 vs. Dallas Cowboys, Dec 30, 2018		152 vs. Tampa Bay Buccaneers, Nov 18, 2018
	68t vs. Jacksonville Jaguars, Sep 09, 2018		146 vs. Chicago Bears, Dec 02, 2018
Rushing TDs	67t at Washington Redskins, Dec 22, 2019	Most TDs	3 vs. Tampa Bay Buccaneers, Nov 18, 2018
	2 vs. Miami Dolphins, Dec 15, 2019		2 at New Orleans Saints, Oct 03, 2021
	2 vs. Tampa Bay Buccaneers, Nov 18, 2018		2 at Washington Redskins, Dec 22, 2019
	1 at New Orleans Saints, Oct 03, 2021		2 vs. Miami Dolphins, Dec 15, 2019
	1 vs. Atlanta Falcons, Sep 26, 2021		...2 more at 2.
	...13 more at 1.	Miscellaneous Tackles	1 at New York Jets, Nov 10, 2019
Receptions	14 at Dallas Cowboys, Sep 16, 2018		1 vs. Philadelphia Eagles, Oct 11, 2018
	9 vs. Washington Redskins, Oct 28, 2018		
	9 at Atlanta Falcons, Oct 22, 2018		
	9 vs. Philadelphia Eagles, Oct 11, 2018		
	8 at Detroit Lions, Oct 27, 2019		
Receiving Yards	99 vs. Philadelphia Eagles, Oct 11, 2018		
	90 at Washington Redskins, Dec 22, 2019		
	81 at Carolina Panthers, Oct 07, 2018		
	80 at Dallas Cowboys, Sep 16, 2018		
	79 at Detroit Lions, Oct 27, 2019		

100-YARD RUSHING GAMES (12): REGULAR SEASON

DATE	TEAM	ATT.	YDS.	AVG.	LG	TD
09/09/18	JAGUARS	18	106	5.9	68t	1
10/11/18	EAGLES	13	130	10.0	50t	1
11/18/18	BUCCANEERS	27	142	5.3	23	2
11/25/18	at Eagles	13	101	7.8	51t	1
12/02/18	BEARS	24	125	5.2	29	0
12/09/18	at Commanders	14	170	12.1	78t	1
12/30/18	COWBOYS	17	109	6.4	68	1
09/08/19	at Cowboys	11	120	10.9	59	0
09/15/19	BILLS	18	107	5.9	27t	1
12/15/19	DOLPHINS	24	112	4.7	12	2
12/22/19	at Commanders	22	189	8.6	67t	1
01/02/22	at Bears	21	102	4.9	10	0

2021 GAME-BY-GAME REGULAR-SEASON STATISTICS (GIANTS)

DATE	OPPONENT	P/S	RUSHING					RECEIVING					W/L	SCORE
			NO.	YDS.	AVG.	LG	TD	NO.	YDS.	AVG.	LG	TD		
09/12	Broncos												L	13-27
09/16	at Commanders	S	13	57	4.4	41	0	2	12	6.0	8	0	L	29-30
09/26	Falcons	S	16	51	3.2	15	1	6	43	7.2	14	0	L	14-17
10/03	at Saints	S	13	52	4.0	17	1	5	74	14.8	54	1	W	27-21+
10/10	at Cowboys	S	2	9	4.5	5	0	0	0	0.0	0	0	L	20-44
10/17	Rams												L	11-38
10/24	Panthers												W	25-3
11/01	at Chiefs												L	17-20
11/07	Raiders												W	23-16
11/22	at Buccaneers	S	6	25	4.2	12	0	6	31	5.2	11	0	L	10-30
11/28	Eagles	S	13	40	3.1	32	0	4	13	3.3	8	0	W	13-7
12/05	at Dolphins	S	11	55	5.0	23	0	6	19	3.2	11	0	L	9-20
12/12	at Chargers	S	16	64	4.0	13	0	3	31	10.3	18	1	L	21-37
12/19	Cowboys	S	15	50	3.3	6	0	4	24	6.0	15	0	L	6-21
12/26	at Eagles	S	15	32	2.1	7	0	1	-4	-4.0	-4	0	L	10-34
01/02	at Bears	S	21	102	4.9	10	0	0	0	0.0	0	0	L	3-29
01/09	Commanders	S	11	30	2.7	6	0	3	19	6.3	11	0	L	7-22
2021 TOTALS			152	567	3.7	41	2	40	262	6.6	54	2	4-13	

+ - Overtime



DARRIAN BEAVERS

LINEBACKER

HEIGHT: 6-4
WEIGHT: 255
COLLEGE: CINCINNATI
HOW ACQUIRED: D6-'22
NFL EXP.: R
GIANTS EXP.: R



TRANSACTIONS

- » Originally a 6th-round (182nd pick overall) draft choice by the Giants in 2022.

CAREER HIGHLIGHTS

- » Beavers played 2 seasons at the University of Connecticut before transferring to play 3 years for his hometown Bearcats...Played in 62 games with 41 starts in his career and started each of the 38 games in which he played for Cincinnati...Career totals included 233 tackles (130 solo), 28 stops for loss, 14.0 sacks, 3 interceptions, 6 passes defended, 3 forced fumbles and 2 fumble recoveries...With Cincinnati, he had 195 tackles (106 solo), 20.5 TFLs and 7.0 sacks.
- » In 2021, Beavers started all 14 games for a Bearcats team that participated in the College Football Playoffs...Selected first-team All-AAC after finishing with career highs of 101 tackles (47 solo), 11.5 tackles for loss and 4.5 sacks...Added 2 forced fumbles, 2 fumble recoveries and one interception...Participated in a sack in each of the first 5 games...Totaled 9 tackles, 1.0 sack and two TFLs at Indiana...Finished with 6 tackles and a half-sack at Notre Dame...Tallied a career-high 14 tackles, including one TFL, at Navy...Had a 10-tackle performance vs. Tulsa...Collected 7 tackles and one TFL at USF...Produced 4 stops, 1.5 TFLs and one interception at East Carolina...Contributed 9 tackles vs. Houston in the AAC Championship Game...Led the Bearcats with 10 tackles, two TFLs and 1.0 sack vs. Alabama in College Football Playoff Semifinals at the Goodyear Cotton Bowl Classic.
- » In 2020, started all 10 games for the AAC champions...Named 2nd-Team All-AAC...Finished the season as Cincinnati's 2nd-leading tackler with 58 stops (28 solo)...Also had 7.5 tackles for loss, 2.5 sacks, 2 interceptions, 4 passes defended and one forced fumble...Had a season-best 12 tackles, 4.0 stops for a loss and 1.5 sacks at UCF...Picked off passes vs. USF and vs. Tulsa in the AAC Championship game...Forced a fumble in the Chick-fil-A Peach Bowl vs. Georgia.
- » Enrolled at Cincinnati in the spring of 2019 after 2 years at UConn...In his first season with the Bearcats, played in all 14 games with 10 starts...Totaled 36 tackles (21 solo), including 1.5 stops for a loss...Had a season-best 6 tackles at USF...Tallied 4 tackles at Marshall and vs. Temple...Named to the 2019 AAC All-Academic Team.
- » In 2 seasons at UConn, played in 24 games with 7 starts...Led the Huskies with 4.0 sacks in 2018, when he recorded 23 tackles (15 solo), 4.5 tackles for loss and broke up two passes...Posted 5 tackles, including 1.0 sack, at Syracuse and at USF...Registered 1.0 sack vs. Cincinnati and 1.0 sack and 3 tackles at Tulsa.
- » As a freshman in 2017, played in all 12 games...Notched 15 tackles (9 solo), 3.0 tackles for loss and 3.0 sacks...Credited with his first career tackle vs. Holy Cross...Had 4 tackles at UCF and 2.0 sacks at SMU.

PERSONAL

- » Graduated with a degree in criminal justice...Played safety and wide receiver and was a 3-year starter at Colerain High School in Cincinnati...Three-year recipient of the Varsity Starter Award. Senior year recognized for being a 4.0 GPA student...As a senior, Beavers led Colerain to an 11-1 record and the team's 3rd consecutive conference championship before falling in overtime of the 2nd round of the 2016 state playoffs...First Team All-Conference on defense as a junior and senior...Also lettered in basketball and track.

BEAVERS' COLLEGE DEFENSIVE STATISTICS											
DATE	TEAM	GP	GS	TACKLES				INTERCEPTIONS			FUMBLES
				T	A	TOT	TFL	SK	NO	PD	FF
2017	UConn	12	0	9	6	15	3.0	3.0	0	0	0
2018	UConn	12	7	15	8	23	4.5	4.0	0	2	0
2019	Cincinnati	14	10	21	15	36	1.5	0.0	0	0	0
2020	Cincinnati	10	10	38	20	58	7.5	2.5	2	2	1
2021	Cincinnati	14	14	47	54	101	11.5	4.5	1	2	2
COLLEGE TOTALS		62	41	130	103	233	28.0	14.0	3	6	3



DANIEL BELLINGER

TIGHT END

HEIGHT: 6-6
WEIGHT: 255
COLLEGE: SAN DIEGO STATE
HOW ACQUIRED: D4-'22
NFL EXP.: R
GIANTS EXP.: R



45

TRANSACTIONS

- » Originally a 4th-round (112th pick overall) draft choice by the Giants in 2022.

CAREER HIGHLIGHTS

- » Bellinger played in 43 games with 32 starts at San Diego State...Career totals included 68 receptions for 771 yards (11.3-yard avg.) and 5 touchdowns, with a long catch of 73 yards...Had a career-high 5 receptions in a game 4 times...Three-time Mountain West Conference Fall All-Academic team and Mountain West scholar athlete.
- » As a senior in 2021, started all 13 games...Selected as a team captain...Compiled career-high totals of 31 catches and 357 yards, including the 73-yarder, while scoring twice...Also had a 2-yard rush.
- » Had 3 catches for a career-high 113 yards and one touchdown at Arizona on (9/11)...Became the first Aztec tight end to break 100 receiving yards since Gavin Escobar had 108 vs. UNLV on Oct. 27, 2012...Produced the most receiving yards by an Aztec tight end since Escobar had 117 vs. North Dakota on Sept. 15, 2012...Had a career-long 73-yard catch, which was the longest by an Aztec tight end since at least the 1996 season...Tied his career high of 5 receptions 3 times: 34 yards at San José State (10/15), 41 yards at Hawai'i (11/6) and 26 yards, including one touchdown, vs. Nevada (11/13)...Did not play vs. Utah State in the Mountain West Championship (12/4)...Caught 2 passes for 13 yards vs. UTSA in the Frisco Bowl (12/21).
- » In 2020, started all 8 games in a season shortened by the pandemic...Named honorable mention all-Mountain West selection by the league's coaches and media...Caught 21 passes for 203 yards (9.7-yard avg.) with a long of 21 yards...Had season-high totals of 5 receptions for 53 yards vs. Colorado State (12/5)...Caught 4 passes vs. San Diego State (11/6) and at BYU (12/12).
- » As a sophomore in 2019, played in all 13 games with 11 starts...Had 15 catches for 201 yards (13.4-yard avg.) and a career-best 3...Made his first career start vs. UCLA (9/7), but did not catch a pass...Scored his first career touchdown on a 2-yard reception at New Mexico State (9/14)...Scored on a 25-yard reception vs. BYU (11/13)...Had a 25-yard reception for the only touchdown of the game vs. BYU...Started and played 50 snaps vs. Central Michigan in the New Mexico Bowl (12/21), making an 11-yard catch.
- » As a true freshman in 2018, played in 9 games...Had one catch, a 10-yarder vs. Ohio in the DXL Frisco Bowl (12/19).

PERSONAL

- » Business administration major with a focus in finance...Earned 3 letters as a tight end and linebacker at Palo Verde High School in Las Vegas, Nev...Named all-conference on both offense and defense...In 9 games as a senior, totaled 21 catches for 371 yards (17.7-yard avg.) and 3 touchdowns...Earned first-team all-state honors on defense, where he had 131 tackles, 10 tackles for loss, 3.0 sacks, 2 forced fumbles and one fumble recovery...Had 84 more tackles than any teammate...Received numerous awards, including all-state first-team accolades at linebacker, a first-team all-league selection on both offense and defense, and an all-city honor...Named the school's athlete of the year...Also starred in basketball (2nd-team all-conference) and track and field at Palo Verde, earning 2nd-team all-league honors in basketball and making the regional finals in track and field in the 400 meters and 4x400-meter relay...His 4x100 team placed 3rd at the Nevada state championships...Son of Frank and Renee Bellinger...Has a younger (by 4 minutes) twin sister (Betsy).

BELLINGER'S COLLEGE RECEIVING STATISTICS

DATE	TEAM	GP	GS	RECEIVING					TD
				NO.	YDS	AVG	LG		
2018	SDSU	9	13	1	10	10.0	10		0
2019	SDSU	13	11	15	201	13.4	28		3
2020	SDSU	8	8	21	203	9.7	21		0
2021	SDSU	13	13	31	357	11.5	73		2
COLLEGE TOTALS		43	32	68	771	11.3	73		5



**DANE
BELTON**
SAFETY
HEIGHT: 6-1
WEIGHT: 190
COLLEGE: IOWA
HOW ACQUIRED: D4-'22
NFL EXP.: R
GIANTS EXP.: R


36

TRANSACTIONS

- » Originally a 4th-round (114th pick overall) draft choice by the Giants in 2022.

CAREER HIGHLIGHTS

- » In 3 seasons at Iowa, Belton played in 30 games with 26 starts...Tallied 112 tackles (68 solo), 6.5 tackles for loss, 17 passes defended and 5 interceptions (all in 2021).
- » In 2021, Belton started all 14 games...Selected first-team All-Big Ten...His 5 interceptions tied for the 2nd-highest total both nationally and in the Big Ten...Posted career-high totals of 46 tackles, including 29 solo...Academic All-Big Ten...First-team All-Big Ten by league coaches and media and 2nd team by the AP...Collected a season-high 5 tackles vs. both Penn State and Purdue, and 2 interceptions at Northwestern.
- » Started at outside linebacker and had 4 tackles, including 1.5 stops for loss, and his first career interception, vs. Indiana (9/4)...Started at strong safety and had 4 tackles (3 solo) at Iowa State (9/11)...Had one interception while playing outside linebacker at Maryland (10/1)...Notched 5 tackles (2 solo) vs. Penn State (10/9) and followed with 5 solo stops vs. Purdue (10/16)...Intercepted 2 passes at Northwestern (11/6) and one vs. Illinois (11/20)...Contributed 3 tackles (2 solo) in the Citrus Bowl vs. Kentucky (1/1).
- » In 2020, started all 8 games in a season shortened by the pandemic...Recorded 33 tackles (19 solo), with 1.5 tackles for loss, 1.0 sack, 5 pass breakups and one forced fumble...Had 5 five tackles and broke up one pass vs. Michigan State...Registered 4 tackles in 4 games: 2 solo at Purdue, 3 solo vs. Northwestern and 3 solo, including his first career sack and forced fumble, at Penn State, and 3 solo at Illinois...Matched his career high with 6 tackles (4 solo) vs. Wisconsin.
- » In 2019, played in 8 games with 4 starts...Named Academic All-Big Ten...Recorded 33 tackles (20 solo), including 2 stops for loss...Saw his first action of career in 48-3 win vs. Middle Tennessee, recording 2 assisted tackles...Posted career-best 6 tackles (3 solo) vs. Purdue...Made his first career start and had 5 tackles (3 solo) at Northwestern...Started at outside linebacker vs. USC in the Holiday Bowl win and tied his career best with 6 tackles (5 solo), including one for loss, as the defense allowed only 22 rushing yards.

PERSONAL

- » Health and human physiology major... Four-year football letterman as a defensive back, wide receiver, return specialist and punter at Jesuit High School in Tampa...Named 2nd-team all-state as a junior after earning honorable mention recognition as a sophomore...First-team all-county as a junior and 2nd team as a sophomore...Team captain as a junior and senior...Helped the Tigers reach the state playoffs 4 straight years, when they were 43-8, including 12-1 in Belton's final season...As a senior, recorded 67 tackles, 4 interceptions and 7 pass breakups, while scoring 4 touchdowns...In his junior season, collected 56 tackles, with 4 interceptions, 5 tackles for loss, 4 pass breakups and 3 touchdowns...As a sophomore, had 49 tackles, 3 interceptions and 4 pass breakups as a sophomore...Intercepted his first pass as a freshman...Also a 2-year track letterman...Set personal bests of 11.49 in the 100 meters, 23.57 in the 200 meters, 19'7 in the long jump and 37'8.5 in the triple jump...Parents are Deanna and Danny Belton.

BELTON'S COLLEGE DEFENSIVE STATISTICS

				TACKLES				INTERCEPTIONS			FUMBLES	
DATE	TEAM	GP	GS	T	A	TOT	TFL	SK	NO	PD	FF	FR
2018	Iowa	8	4	20	13	33	2.0	0.0	0	0	0	0
2019	Iowa	8	8	18	14	33	1.5	1.0	0	5	1	0
2020	Iowa	14	14	29	17	46	3.0	0.0	5	12	0	0
COLLEGE TOTALS		30	26	68	44	112	65.5	1.0	5	17	1	0



C.J.
BOARD
WIDE RECEIVER
HEIGHT: 6-1
WEIGHT: 181
COLLEGE: TENNESSEE-CHATTANOOGA
HOW ACQUIRED: W[JAX]-'20
NFL EXP.: 4TH YEAR
GIANTS EXP.: 3RD YEAR


18

TRANSACTIONS

- Originally signed as a rookie free agent by the Baltimore Ravens on May 5, 2017...Waived by Baltimore on Sept. 3, 2017...Signed to the Tennessee Titans' practice squad on Oct. 4, 2017...Waived by Tennessee on Nov. 28, 2017...Signed to the Cleveland Browns' practice squad on Dec. 26, 2017...Signed to a reserve/futures contract by Cleveland on Jan. 2, 2018...Waived by Cleveland on Aug. 31, 2018...Signed to the Jacksonville Jaguars' practice squad on Dec. 10, 2018...Signed to a reserve/futures contract by Jacksonville on Dec. 31, 2018...Waived by Jacksonville on Nov. 25, 2019...Signed to Jacksonville's practice squad on Nov. 27, 2019 and to the active roster on Dec. 12, 2019...Waived by Jacksonville on Aug. 11, 2020...Awarded off waivers to the Giants on Aug. 13, 2020...Re-signed as a restricted free agent by the Giants on March 12, 2021...Released by the Giants and signed to their practice squad on Sept. 7, 2021...Elevated to the active roster on Sept. 11, Sept. 16, and Sept. 25, 2021.

CAREER HIGHLIGHTS

- Board has played in 24 games with 5 starts for Jacksonville and the Giants...Totals include 17 receptions for 183 yards (10.8-yard avg.) with a long catch of 38 yards...Also has 3 punt returns for 39 yards and a 25.2-yard average on 13 kickoff returns.
- In 2021, played in 6 games with one start...Caught 4 passes for 51 yards and returned 11 kickoffs for 272 yards (11.8-yard avg.) and 2 punts for 33 yards...Had one reception for 6 yards vs. Denver (9/12)...Recorded a career-long 38-yard reception vs. Atlanta (9/26)...Tallied 2 catches for 7 yards at Dallas (10/10)...Started and had career-high totals of 4 kickoff returns for 112 yards vs. the Rams (10/17)...Suffered a fractured forearm in the game and spent the remainder of the season on injured reserve.
- In his first season with the Giants in 2020, Board played in 14 games with 4 starts...Inactive at Philadelphia (10/22) and vs. Tampa Bay (11/2) with a concussion...Caught 11 passes for 101 yards, with a long reception of 16 yards and had one rushing attempt for 3 yards. Board also returned 2 kickoffs for 54 yards and one punt for 6 yards...Had a season-high 3 receptions for 32 yards at Chicago (9/20).
- In 2019, played in 4 games for the Jaguars and caught 2 passes for 31 yards...Made his NFL debut at Cincinnati (10/20)...Picked up his first reception, a 23-yarder, vs. Houston (11/3)...Caught an 8-yard pass at Oakland (12/15)...Played in the season finale vs. Indianapolis (12/29).

COLLEGE

- Made 47 starts at Chattanooga from 2012-15...Totaled 146 catches for 2,032 yards and 10 touchdowns...As a senior in 2016, set career highs with 46 catches, 725 yards and 5 scores...Finished his career ranked 6th in school history in receptions and 5th in receiving yards...Caught a pass in 30 consecutive games, the 3rd-longest streak in program history.

OFF-THE-FIELD ACTIVITY

- Supported RISE, during the 2020 season, in their mission to increase civic engagement by spreading the word about voter rights, registration and education in Staten Island, N.Y. through the Team of Teams initiative...Represented RISE during Week 13 of the My Cause My Cleats NFL initiative.

PERSONAL

- Attended West Creek (Clarksville, Tenn.) High School, where he was a 3 sport standout, also earning all-district honors in baseball and basketball...As a junior, was a member of the Tennessee Dream Team and Tennessee All-State 5A squad...Caught 48 passes for 817 yards and 10 touchdowns...Son of Penni and Calvin Board.

C.J. BOARD'S NFL REGULAR SEASON RUSHING/RECEIVING STATISTICS

DATE	TEAM	GP	GS	RECEIVING					RUSHING				
				NO.	YDS.	AVG.	LG	TD	NO.	YDS.	AVG.	LG	TD
2017	Ravens	0	0	0	0	0.0	0	0	0	0	0.0	0	0
2018	Browns	0	0	0	0	0.0	0	0	0	0	0.0	0	0
2019	Jaguars	4	0	2	31	15.5	23	0	0	0	0.0	0	0
2020	Giants	14	3	11	101	9.2	16	0	1	3	3.0	3	0
2021	Giants	6	1	4	51	12.8	38	0	1	6	6.0	6	0
NFL TOTALS		24	4	17	183	10.8	38	0	2	9	4.5	6	0


C.J. BOARD'S NFL REGULAR SEASON RETURN STATISTICS

DATE	TEAM	KICKOFF RETURNS					PUNT RETURNS					
		RET.	YDS.	AVG.	LG	TD	NO.	FC	YDS.	AVG.	LG	TD
2017	Ravens	0	0	0.0	0	0	0	0	0	0.0	0	0
2018	Browns	0	0	0.0	0	0	0	0	0	0.0	0	0
2019	Jaguars	0	0	0.0	0	0	0	0	0	0.0	0	0
2020	Giants	2	54	27.0	34	0	1	0	6	6.0	6	0
2021	Giants	11	273	24.8	38	0	2	5	33	16.5	26	0
NFL TOTALS		13	327	25.2	38	0	3	5	39	13.0	26	0

SINGLE-GAME HIGHS: RUSHING/RECEIVING

Rush Attempts	1 at Washington Football Team, Sep 16, 2021 1 at Los Angeles Rams, Oct 04, 2020
Rushing Yards	6 at Washington Football Team, Sep 16, 2021 3 at Los Angeles Rams, Oct 04, 2020
Longest Runs	6 at Washington Football Team, Sep 16, 2021 3 at Los Angeles Rams, Oct 04, 2020
Receptions	3 at Chicago Bears, Sep 20, 2020 2 at Dallas Cowboys, Oct 10, 2021 2 vs. Pittsburgh Steelers, Sep 14, 2020 1 vs. Atlanta Falcons, Sep 26, 2021 1 vs. Denver Broncos, Sep 12, 2021 ...8 more at 1.
Receiving Yards	38 vs. Atlanta Falcons, Sep 26, 2021 32 at Chicago Bears, Sep 20, 2020 23 vs. Houston Texans, Nov 03, 2019 17 vs. Pittsburgh Steelers, Sep 14, 2020 16 at Baltimore Ravens, Dec 27, 2020
Receiving Average	10.7 at Chicago Bears, Sep 20, 2020
Longest Receptions	38 vs. Atlanta Falcons, Sep 26, 2021 23 vs. Houston Texans, Nov 03, 2019 16 at Baltimore Ravens, Dec 27, 2020 12 at Chicago Bears, Sep 20, 2020 11 at Cincinnati Bengals, Nov 29, 2020 ...1 more at 11.
All-Purpose Yards	112 vs. Los Angeles Rams, Oct 17, 2021 72 vs. Denver Broncos, Sep 12, 2021 68 at Dallas Cowboys, Oct 10, 2021 66 at Chicago Bears, Sep 20, 2020 44 vs. Atlanta Falcons, Sep 26, 2021
Kickoff Returns	4 vs. Los Angeles Rams, Oct 17, 2021 2 at Dallas Cowboys, Oct 10, 2021 2 vs. Denver Broncos, Sep 12, 2021 1 at New Orleans Saints, Oct 03, 2021 1 vs. Atlanta Falcons, Sep 26, 2021 ...3 more at 1.

Kickoff Return Yards	112 vs. Los Angeles Rams, Oct 17, 2021 66 vs. Denver Broncos, Sep 12, 2021 54 at Dallas Cowboys, Oct 10, 2021 34 at Chicago Bears, Sep 20, 2020 20 at Washington Football Team, Sep 16, 2021 ...1 more at 20.
Longest Kickoff Return	38 vs. Denver Broncos, Sep 12, 2021 37 vs. Los Angeles Rams, Oct 17, 2021 34 at Chicago Bears, Sep 20, 2020 33 at Dallas Cowboys, Oct 10, 2021 30 vs. Los Angeles Rams, Oct 17, 2021
Fair Catches	2 vs. Los Angeles Rams, Oct 17, 2021 1 at New Orleans Saints, Oct 03, 2021 1 vs. Atlanta Falcons, Sep 26, 2021
Punt Return Yards	1 at Washington Football Team, Sep 16, 2021 26 at New Orleans Saints, Oct 03, 2021 7 at Dallas Cowboys, Oct 10, 2021
Longest Punt Return	6 at Washington Football Team, Nov 08, 2020 26 at New Orleans Saints, Oct 03, 2021 7 at Dallas Cowboys, Oct 10, 2021
Punt Returns	6 at Washington Football Team, Nov 08, 2020 1 at Dallas Cowboys, Oct 10, 2021 1 at New Orleans Saints, Oct 03, 2021 1 at Washington Football Team, Nov 08, 2020
Kickoff Return Average	28.0 vs. Los Angeles Rams, Oct 17, 2021
Special Teams Tackles	1 at New Orleans Saints, Oct 03, 2021 1 vs. Atlanta Falcons, Sep 26, 2021 1 vs. Dallas Cowboys, Jan 03, 2021 ...1 more at 1.



BEN BREDESON
GUARD
HEIGHT: 6-5
WEIGHT: 315
COLLEGE: MICHIGAN
HOW ACQUIRED: T[BAL]-'21
NFL EXP.: 3RD YEAR
GIANTS EXP.: 2ND YEAR


68

[BREAD-eh-sun]

TRANSACTIONS

- » Originally a 4th-round (143rd pick overall) draft choice by the Baltimore Ravens in 2020...Traded from Baltimore to the Giants with a 2022 fifth-round draft choice and a 2023 seventh-round choice for a 2022 fourth-round pick.

CAREER HIGHLIGHTS

- » Bredeson has played in 18 regular-season games with one start.
- » In his first season with the Giants in 2021, Bredeson played in 8 games with one start...Inactive for 5 games and did not play in 4...Substituted for injured left guard Shane Lemieux vs. Denver (9/12) in his Giants debut...Replaced injured left guard Nick Gates at Washington (9/16)...Made his first career start at left guard vs. Atlanta (9/26).
- » As a rookie in 2020, played in 10 games for Baltimore, primarily on special teams...in his rookie campaign...Occasionally appeared as an extra O-lineman as part of Baltimore's "jumbo" formation...Helped block for the NFL's No. 1 rushing attack (191.9 yards-per-game)...Made his NFL debut, Made his NFL debut, seeing action on 4 offensive snaps and 5 special teams snaps at Washington (10/4).

COLLEGE

- » Played in 51 games with 46 starts at left guard as a 4-year letterman (2016-19) at Michigan...Twice voted a team captain by his teammates (2018-19)...As a senior in 2019, named 2nd-team All-America by the Walter Camp Football Foundation, 3rd-team All-America by the AP and first-team All-Big Ten by coaches and media...Selected 2nd-team All-Big Ten by coaches and media in 2017-18 and academic All-Big Ten in 2017.

PERSONAL

- » Psychology major...Has a photographic memory and challenged himself by taking the ACT exam in 6th grade, when he scored higher than 75% of high schoolers who took it that year...As a youngster in Wisconsin, enjoyed playing ice hockey...His father, Mike, built a hockey rink complete with full boards in the Bredeson's backyard...Older brother, Jack, spent 4 years on the Michigan baseball team...His father played football at Illinois State...Helped Arrowhead High School in Hartland, Wis. win the WIAA Division I state championships in 2012 and 2013 and state runner-up finishes in 2014 and 2015...In 2015, was named Wisconsin's Gatorade Player of the Year, first-team USA Today All-American and first-team MaxPreps All-America.

BEN BREDESON'S NFL REGULAR SEASON STATISTICS

DATE	TEAM	GP	GS
2020	Ravens	10	0
2021	Giants	8	1
NFL TOTALS		18	1

BEN BREDESON'S NFL POSTSEASON STATISTICS

DATE	TEAM	GP	GS
2020	Ravens	0	0
NFL TOTALS		0	0



MATT BREIDA

RUNNING BACK

HEIGHT: 5-10
WEIGHT: 195
COLLEGE: GEORGIA SOUTHERN
HOW ACQUIRED: FA-'22
NFL EXP.: 6TH YEAR
GIANTS EXP.: 1ST YEAR



TRANSACTIONS

- » Signed as a rookie free agent by the San Francisco 49ers on May 4, 2017...Traded from San Francisco to the Miami Dolphins for a 5th-round draft choice on April 25, 2020...Signed as a free agent by the Buffalo Bills on March 29, 2021...Signed as a free agent by the Giants on March 21, 2022.

CAREER HIGHLIGHTS

- » Breida has played in 64 regular-season games with 19 starts and in 3 postseason games with one start...Career totals include 466 carries for 2,281 yards (4.9-yard avg.) and 7 touchdowns, plus 83 receptions for 729 yards (8.8-yard avg.) and 6 scores...Averaged 18.3 yards on 6 kickoff returns...Has five 100-yard rushing games.
- » In 2021, Breida played in 9 games in his only season in Buffalo...Had 26 carries for 125 yards and one touchdown, and 7 receptions for 72 yards and 2 scores and one kickoff return for 27 yards...Scored on a 15-yard run and a 15-yard reception at the Jets (11/14) and on a 23-yard catch at New Orleans (11/25)...Rushed for a season-high 51 yards (on 5 carries) vs. Indianapolis (11/21) and had a season-high 9 attempts (for 26 yards) at the Saints...Caught a season-best 3 passes at the Jets.
- » In 2020, played in 12 games with one start for Miami...Finished with 59 carries for 254 yards and 9 receptions for 96 yards...Started at the Jets (11/29) and had 8 carries for 36 yards...Posted season-high totals of 12 attempts and 86 yards vs. New England (12/20).
- » In 2019, played in 13 games with 5 starts and played in 3 postseason games, including Super Bowl LIV...Inactive for 3 games...Collected 123 carries for 623 yards and one touchdown while adding 19 receptions for 120 yards and one score...Breida's 5.07 rushing average ranked 5th among NFL running backs (min. 100 attempts)...Ran for a season-high 121 yards on 12 attempts at Cincinnati (9/15)...Scored the game's first 2 touchdowns, on a career-long 83-yard run and a 5-yard reception, and ran for 114 yards on 11 carries, vs. Cleveland (10/7)...Contributed 8 carries for 17 yards in the NFC Divisional Playoff Game vs. Minnesota (1/11)...Had one 2-yard in the NFC Championship Game vs. Green Bay (1/19)...Played but did not record any stats in Super Bowl LIV vs. Kansas City (2/2).
- » In 2018, played in 14 games with 13 starts...Inactive for one game and missed the season's final game after being placed on injured reserve on Dec. 29...His 153 rushing attempts, 814 yards, 3 touchdowns, 27 catches, 261 yards and 2 scores were all career highs...In his first career start, posted his first 100-yard game when he ran for 138 yards on 11 carries, including a 66-yard touchdown, vs. Detroit (9/16)...Also caught 3 passes for 21 yards...Had 14 carries for 61 yards, including a 3-yard touchdown, at Green Bay (10/15)...Rushed for 101 yards on 17 carries, including a -yard touchdown and added 3 catches for 31 yards vs. the Giants (11/12)...Ran for 106 yards on 14 carries at Tampa Bay (11/25)...Caught a career-high 5 passes, for 46 yards, vs. Seattle (12/15).
- » As a rookie in 2017, played in all 16 games...Finished with 105 carries for 465 yards and 2 touchdowns, 21 receptions for 180 yards and one score, and 5 kickoff returns for 83 yards (16.6-yard avg.)...Had 4 carries for 11 yards in his NFL debut vs. Carolina (9/10)...Tallied season-high totals of 4 catches for 9 yards, including a 21-yarder for his first NFL touchdown, at Philadelphia (10/29)...Scored his initial rushing touchdown on a season-long 33-yard run, vs. the Giants (11/12)...Rushed for a season-high 74 yards, on 11 carries, including a 30-yard touchdown, vs. Jacksonville (12/24).

COLLEGE

- » Played in all 48 games with 36 starts at Georgia Southern, where he totaled 543 carries for 3,754 yards (6.9-yard avg.) and 37 touchdowns, 22 receptions for 156 yards (7.1-yard avg.) and 3 scored and averaged 19.9 yards on 18 kickoff returns...His 3,754 rushing yards were 6th in school history...As a senior in 2016, played in all 12 games with 11 starts and had 68 carries for 646 yards 3 touchdowns, 11 receptions for 53 yards, and 3 kickoff returns for 68 yards...In 2015, named first-team All-Sun Belt after starting all 13 games and rushing for a career-high 1,608 yards and 17 touchdowns on 203 carries (7.9-yard avg., the nation's highest among backs with at least 120 attempts)...Added 3 catches for 6 yards...In 2014, named Sun Belt Offensive Player of the Year...Started all 12 games...Led the nation with an 8.7-yard average (min. 120 carries) as he gained a conference-leading 1,485 yards on 171 attempts...Scored 19 touchdowns, including 17 rushing...Caught 8 passes for 97 yards...As a true freshman in 2013, played in all 11 games and had one carry for 15 yards and 13 kickoff returns for 266 yards (20.5-yard avg.).

PERSONAL

- » Accounting major...Starred at Nature Coast Technical High School in Brooksville, Fla...As a senior in 2012, named first-team all-district and all-county, District Player of the Year and All-Hernando County Offensive Player of the Year...Recorded 201 carries for 1,399 yards (7.0-yard avg.) and 17 touchdowns...In 2011, selected first-team all-district and all-county...Also lettered in track and field...Was adopted by Terri and Mike Breida and has a brother, Josh.

MATT BREIDA'S NFL REGULAR SEASON RUSHING/RECEIVING STATISTICS

DATE	TEAM	GP	GS	RUSHING					RECEIVING				
				NO.	YDS.	AVG.	LG	TD	NO.	YDS.	AVG.	LG	TD
2017	49ers	16	0	105	465	4.4	33†	2	21	180	8.6	32	1
2018	49ers	14	13	153	814	5.3	66†	3	27	261	9.7	26	2
2019	49ers	13	5	123	623	5.1	83†	1	19	120	6.3	17	1
2020	Dolphins	11	1	59	254	4.3	24	0	9	96	10.7	31	0
2021	Bills	9	0	26	125	4.8	28	1	7	72	10.3	23†	2
NFL TOTALS		63	19	466	2,281	4.9	83†	7	83	729	8.8	32	6

MATT BREIDA'S NFL POSTSEASON RUSHING/RECEIVING STATISTICS

DATE	TEAM	GP	GS	RUSHING					RECEIVING				
				NO.	YDS.	AVG.	LG	TD	NO.	YDS.	AVG.	LG	TD
2019	49ers	3	1	9	19	2.1	6	0	0	0	0.0	0	0
2021	Bills	0	0	0	0	0.0	0	0	0	0	0.0	0	0
NFL TOTALS		3	1	9	19	2.1	6	0	0	0	0.0	0	0

SINGLE-GAME HIGHS: RUSHING/RECEIVING

Rush Attempts	17 vs. Seattle Seahawks, Dec 16, 2018 17 vs. New York Giants, Nov 12, 2018 16 at Arizona Cardinals, Oct 28, 2018 15 at Arizona Cardinals, Oct 31, 2019 15 at Tampa Bay Buccaneers, Sep 08, 2019	Receiving TDs	1 at New Orleans Saints, Nov 25, 2021 1 at New York Jets, Nov 14, 2021 1 vs. Cleveland Browns, Oct 07, 2019 ...3 more at 1.
Rushing Yards	138 vs. Detroit Lions, Sep 16, 2018 121 at Cincinnati Bengals, Sep 15, 2019 114 vs. Cleveland Browns, Oct 07, 2019 106 at Tampa Bay Buccaneers, Nov 25, 2018 101 vs. New York Giants, Nov 12, 2018	All-Purpose Yards	159 vs. Detroit Lions, Sep 16, 2018 140 at Tampa Bay Buccaneers, Nov 25, 2018 132 at Cincinnati Bengals, Sep 15, 2019 132 vs. New York Giants, Nov 12, 2018 129 vs. Cleveland Browns, Oct 07, 2019
Rushing Average	12.6 vs. Detroit Lions, Sep 16, 2018 10.4 vs. Cleveland Browns, Oct 07, 2019 10.1 at Cincinnati Bengals, Sep 15, 2019 9.0 at Kansas City Chiefs, Sep 23, 2018 7.6 at Tampa Bay Buccaneers, Nov 25, 2018	Kickoff Returns	4 vs. Tennessee Titans, Dec 17, 2017 1 vs. New England Patriots, Dec 06, 2021 1 vs. Jacksonville Jaguars, Dec 24, 2017
Longest Runs	83† vs. Cleveland Browns, Oct 07, 2019 66† vs. Detroit Lions, Sep 16, 2018 34 at Cincinnati Bengals, Sep 15, 2019 33 at Tampa Bay Buccaneers, Nov 25, 2018 33† vs. New York Giants, Nov 12, 2017	Kickoff Return Yards	65 vs. Tennessee Titans, Dec 17, 2017 27 vs. New England Patriots, Dec 06, 2021 18 vs. Jacksonville Jaguars, Dec 24, 2017
Rushing TDs	1 at New York Jets, Nov 14, 2021 1 vs. Cleveland Browns, Oct 07, 2019 1 vs. New York Giants, Nov 12, 2018 ...4 more at 1.	Longest Kickoff Return	27 vs. New England Patriots, Dec 06, 2021 18 vs. Jacksonville Jaguars, Dec 24, 2017 17 vs. Tennessee Titans, Dec 17, 2017 10 vs. Tennessee Titans, Dec 17, 2017 10 vs. Tennessee Titans, Dec 17, 2017
Receptions	5 vs. Seattle Seahawks, Dec 16, 2018 4 at Los Angeles Rams, Oct 13, 2019 4 at Philadelphia Eagles, Oct 29, 2017 3 at New York Jets, Nov 14, 2021 3 vs. Seattle Seahawks, Oct 04, 2020 ...9 more at 3.	Kickoff Return Average	16.3 vs. Tennessee Titans, Dec 17, 2017
Receiving Yards	51 at Seattle Seahawks, Dec 02, 2018 46 vs. Seattle Seahawks, Dec 16, 2018 39 vs. Seattle Seahawks, Oct 04, 2020 39 at Philadelphia Eagles, Oct 29, 2017 34 at Tampa Bay Buccaneers, Nov 25, 2018	Special Teams Tackles	1 vs. Indianapolis Colts, Nov 21, 2021 1 at New York Jets, Nov 14, 2021 1 vs. Seattle Seahawks, Oct 04, 2020 ...1 more at 1.
Receiving Average	17.0 at Seattle Seahawks, Dec 02, 2018 13.0 vs. Seattle Seahawks, Oct 04, 2020 11.3 at Tampa Bay Buccaneers, Nov 25, 2018 10.7 at Los Angeles Chargers, Sep 30, 2018 10.3 vs. New York Giants, Nov 12, 2018	Most TDs	2 at New York Jets, Nov 14, 2021 2 vs. Cleveland Browns, Oct 07, 2019 2 vs. New York Giants, Nov 12, 2018 1 at New Orleans Saints, Nov 25, 2021 ...6 more at 1.
Longest Receptions	32 at Los Angeles Rams, Dec 31, 2017 31 at San Francisco 49ers, Oct 11, 2020 26 vs. Seattle Seahawks, Oct 04, 2020 26 at Seattle Seahawks, Dec 02, 2018 24 at Tampa Bay Buccaneers, Nov 25, 2018	Miscellaneous Tackles	1 at Green Bay Packers, Oct 15, 2018

SINGLE-GAME HIGHS - POSTSEASON: RUSHING/RECEIVING

Rush Attempts 8 vs. Minnesota Vikings, Jan 11, 2020
1 vs. Green Bay Packers, Jan 19, 2020

Rushing Yards 17 vs. Minnesota Vikings, Jan 11, 2020
2 vs. Green Bay Packers, Jan 19, 2020

Rushing Average 2.1 vs. Minnesota Vikings, Jan 11, 2020

Longest Runs 6 vs. Minnesota Vikings, Jan 11, 2020
5 vs. Minnesota Vikings, Jan 11, 2020
2 vs. Green Bay Packers, Jan 19, 2020
2 vs. Minnesota Vikings, Jan 11, 2020
2 vs. Minnesota Vikings, Jan 11, 2020

All-Purpose Yards 17 vs. Minnesota Vikings, Jan 11, 2020
2 vs. Green Bay Packers, Jan 19, 2020

Miscellaneous Tackles 1 vs. Minnesota Vikings, Jan 11, 2020

100-YARD RUSHING GAMES (5): REGULAR SEASON

DATE	TEAM	ATT.	YDS.	AVG.	LG	TD
09/16/18	LIONS	11	138	12.5	66†	1
11/12/18	GIANTS	17	101	5.9	23	1
11/25/18	at Buccaneers	14	106	7.6	33	0
09/15/19	at Bengals	12	121	10.1	34	0
10/07/19	BROWNS	11	114	10.4	83†	1



GARY BRIGHTWELL
RUNNING BACK
 HEIGHT: 6-1
 WEIGHT: 218
 COLLEGE: ARIZONA
 HOW ACQUIRED: D6-'21
 NFL EXP.: 2ND YEAR
 GIANTS EXP.: 2ND YEAR



TRANSACTIONS

- » Originally a 6th-round (196th pick overall) draft choice by the Giants in 2021.

CAREER HIGHLIGHTS

- » As a rookie in 2021, Brightwell played in 13 games and had one carry for 4 yards, one reception for 6 yards and 8 special teams tackles...His 8 special teams tackles were the 5th-most among Giants players and all NFL rookies in 2021...Made his NFL debut vs. Denver (9/12) and caught one pass for 6 yards...Logged his first career rushing attempt for a 4-yard gain and added 3 special teams tackles vs. Atlanta (9/26)...Spent Week 9 on the Reserve/COVID-19 list...Suffered a neck injury vs. Dallas (12/19) and was inactive at Philadelphia (12/26) before being placed on injured reserve the following week.

COLLEGE

- » Played in 40 games with 7 starts at Arizona...After playing slot receiver as a freshman, Brightwell switched to running back and had 245 carries for 1,305 yards (5.3-yard avg.) and 9 touchdowns...He also recorded 19 receptions for 121 yards and one score...Averaged 17.2 yards on 5 kickoff returns.
- » As a senior in 2020, started all 5 of Arizona's games...Named All-Pac-12 honorable mention...Led the Wildcats with 88 carries for 390 yards and one touchdown...Caught 13 passes for 53 yards...Recorded a season-high 117 yards and scored his only touchdown of the season on a career-high 22 carries vs. Colorado...In 2019, played in 11 games with 2 starts...Rushed for 390 yards and 5 touchdowns on 66 carries (5.9-yard avg.) and caught 4 passes for 59 yards and one touchdown...Added 39 yards on 3 kickoff returns and had 3 special teams tackles...Rushed for a career-high 141 yards on just 5 carries, including a 94-yard touchdown, vs. Northern Arizona...The 94-yarder tied Nic Grigsby (2009 vs. Northern Arizona) for the 2nd-longest run in school history...In 2018, played in 11 games and finished with career-high totals of 91 carries for 525 yards (team-leading 5.8-yard avg.) and scored 3 touchdowns...Posted 100-yard rushing games at Oregon State (113 yards) and at UCLA (121 yards)...As a freshman in 2017, played in all 13 games, primary on special teams, where he had 2 tackles.

OFF-THE-FIELD ACTIVITY

- » Supported the Food Bank for New York City during the 2021 season by funding a Backpack program for P.S. 57 Hubert H. Humphrey Elementary School and sponsoring a teacher appreciation program.

PERSONAL

- » Majored in literacy, learning and leadership...Began his prep career at St. George's Tech in Delaware, where he rushed for 1,309 yards as a junior...Transferred to Baltimore's St. Frances Academy as a senior in 2016 and ran for 1,715 yards and averaged 6.7 yards a carry...Served as team captain as a senior, when he was named first-team all-conference and first-team All-State MIAA...Son of Gary Brightwell Sr., and Carla Young.

GARY BRIGHTWELL'S NFL REGULAR SEASON RUSHING/RECEIVING STATISTICS

DATE	TEAM	GP	GS	RUSHING						RECEIVING					
				NO.	YDS.	AVG.	LG	TD		NO.	YDS.	AVG.	LG	TD	
2021	Giants	13	0	1	4	4.0	4	0		1	6	6.0	6	0	
NFL TOTALS		13	0	1	4	4.0	4	0		1	6	6.0	6	0	

GARY BRIGHTWELL'S NFL REGULAR SEASON RETURN STATISTICS

DATE	TEAM	KICKOFF RETURNS						PUNT RETURNS					
		RET.	YDS.	AVG.	LG	TD		NO.	FC	YDS.	AVG.	LG	TD
2021	Giants	0	0	0.0	0	0		0	0	0	0.0	0	0
NFL TOTALS		0	0	0.0	0	0		0	0	0	0.0	0	0

SINGLE-GAME HIGHS: RUSHING/RECEIVING

Rush Attempts Rushing Yards Longest Runs Receptions

1 vs. Atlanta Falcons, Sep 26, 2021
4 vs. Atlanta Falcons, Sep 26, 2021
4 vs. Atlanta Falcons, Sep 26, 2021
1 vs. Denver Broncos, Sep 12, 2021

Receiving Yards Longest Receptions All-Purpose Yards

6 vs. Denver Broncos, Sep 12, 2021
6 vs. Denver Broncos, Sep 12, 2021
6 vs. Denver Broncos, Sep 12, 2021
4 vs. Atlanta Falcons, Sep 26, 2021
3 vs. Atlanta Falcons, Sep 26, 2021
1 vs. Philadelphia Eagles, Nov 28, 2021
1 at Tampa Bay Buccaneers, Nov 22, 2021
1 vs. Los Angeles Rams, Oct 17, 2021
...2 more at 1.

Special Teams Tackles



CAM BROWN
LINEBACKER
 HEIGHT: 6-5
 WEIGHT: 233
 COLLEGE: PENN STATE
 HOW ACQUIRED: D6-'20
 NFL EXP.: 3RD YEAR
 GIANTS EXP.: 3RD YEAR


47

TRANSACTIONS

- » Originally a 6th-round (183rd pick overall) draft choice by the Giants in 2020.

CAREER HIGHLIGHTS

- » Brown played in 27 games in his first 2 Giants seasons, totaling 6 tackles (5 solo), 3 quarterback hits, one forced fumble and 15 special teams tackles.
- » In 2021, Brown played in 12 games, primarily on special teams, where he totaled 9 tackles, which tied him for 3rd on the team...Inactive at Washington (9/16) with a hamstring injury and spent the next 3 weeks on injured reserve...Logged a career-high 3 special teams tackles vs. Carolina (10/24)...Placed on the Reserve/COVID-19 list before the game vs. Dallas (12/19)...Posted 2 special teams tackles at Philadelphia (12/26).
- » As a rookie in 2020, Brown played in 15 games, most frequently on special teams...Inactive for the season opener vs. Pittsburgh (9/14)...Recorded 7 tackles (5 solo) and 3 quarterback hits, plus 6 tackles (3 solo) and one forced fumble on special teams...Made his NFL debut at Chicago (9/20)...Credited with first special teams assisted tackle at Philadelphia (10/22) and initial solo stop vs. Tampa Bay (11/2)...Forced a fumble by punt returner Isaiah Wright that was recovered by Madre Harper, leading to a first-quarter Giants touchdown at Washington (11/8)...Made his first 2 defensive tackles (2 solo) at Seattle (12/6)...Tallied a season-high 3 tackles – all solo – at Baltimore (12/27).

COLLEGE

- » Brown played in 51 games with 26 starts at Penn State, including starts in 12 of 13 games in each of his final 2 seasons...Concluded his career with 199 tackles (99 solo), including 15 stops for loss, 5.0 sacks, 11 passes defended, 4 forced fumbles and 2 fumble recoveries...Also blocked a punt.
- » As a senior in 2019, Brown played in all 13 games with 12 starts and had a career-high 72 tackles (28 solo), 5.5 stops for loss, 2.0 sacks, 4 passes defended, one forced fumble and 2 recoveries...Selected All-Big Ten 3rd team by the coaches...In 2018, played in 13 games with 12 starts...Led the team with 3 forced fumbles and finished 5th with 63 tackles, including a career-high 41 solo stops...In 2017, played in 12 games and recorded 31 tackles (16 solo), 1.5 stops for loss, a half-sack and one pass defended...In 2016, played in 13 games with 2 starts and was one of 5 true freshman to play for Penn State in 2016...Recorded 33 tackles (14 solo), 1.5 tackles for loss and a half-sack.

OFF-THE-FIELD ACTIVITY

- » Partnered with the NYPD-led Far Rockaway Giants and New York City Police Foundation during the 2021 season to expand the Far Rockaway Giants into Harlem...Partnered with the American Heart Association to virtually meet with students across the tri-state area for a Play 60 conversation that focused on being active, creating healthy habits and focusing on mental health...Annually supports Penn State's THON, which benefits childhood cancer.

PERSONAL

- » Kinesiology major...Full name is Cameron Courtney Brown...Born in Silver Spring, Md. and started his prep career at James Hubert Blake High School (Colesville, Md.)...Transferred to the Bullis School (a private prep school in Potomac, Md.), where he was a 3-time letterman and 3-time captain...Recorded 260 tackles in 3 seasons...Named first-team all-conference as a junior...Helped lead the Bulldogs to back-to-back Interstate Athletic Conference titles in 2014 and 2015...Posted 94 tackles and 12.0 tackles for loss as a junior in 2014...Also played receiver on offense and caught 16 passes from quarterback Dwayne Haskins for 350 yards and 6 touchdowns...Brown was on the track team and set personal bests in the discus (127'6") and triple jump (44'3")...Played in the 2016 Semper Fidelis All-American Bowl...Was selected as the Maryland MVP in the Big 33 Game...Son of Desmond Brown and Susan Giscombe...Has two brothers, D. Greyson and Brandon, and two sisters, Simone and Candice...Cousin, Andre Davis, was a wide receiver at Virginia Tech and for nine seasons in the NFL.

CAM BROWN'S NFL REGULAR SEASON DEFENSIVE STATISTICS

		TACKLES										INTERCEPTIONS						O. FUMBLE						ST			MISC	
DATE	TEAM	GP	GS	TK	S	A	TL	YDS	SK	YDS	QBH	NO	YDS	LG	TD	PD	FF	FR	TD	YDS	TK	S	A	FF	FR	S	A	
2020	Giants	15	0	6	5	1	0	0	0.0	0.0	3	0	0	0	0	0	0	0	0	0	6	3	3	1	0	0	0	
2021	Giants	12	0	0	0	0	0	0	0.0	0.0	0	0	0	0	0	0	0	0	0	0	9	6	3	0	0	0	0	
NFL TOTALS		27	0	6	5	1	0	0	0.0	0.0	3	0	0	0	0	0	0	0	0	0	15	9	6	1	0	0	0	

SINGLE-GAME HIGHS: DEFENSIVE

Total Tackles 3 at Baltimore Ravens, Dec 27, 2020
2 at Seattle Seahawks, Dec 06, 2020
1 vs. Dallas Cowboys, Jan 03, 2021

Solo Tackles 3 at Baltimore Ravens, Dec 27, 2020
1 vs. Dallas Cowboys, Jan 03, 2021
1 at Seattle Seahawks, Dec 06, 2020

Special Teams Tackles 3 vs. Carolina Panthers, Oct 24, 2021
2 at Philadelphia Eagles, Dec 26, 2021
2 at Dallas Cowboys, Oct 11, 2020
1 at Miami Dolphins, Dec 05, 2021
1 vs. Philadelphia Eagles, Nov 28, 2021
...6 more at 1.

Special Teams Forced Fumbles 1 at Washington Football Team, Nov 08, 2020



CARTER COUGHLIN

LINEBACKER

HEIGHT: 6-3
WEIGHT: 236
COLLEGE: MINNESOTA
HOW ACQUIRED: D7-'20
NFL EXP.: 3RD YEAR
GIANTS EXP.: 3RD YEAR



TRANSACTIONS

- » Originally a 7th-round (218th pick overall) draft choice by the Giants in 2020.

CAREER HIGHLIGHTS

- » Coughlin played in 21 games with 2 starts in his first 2 Giants seasons...Posted 16 tackles (13 solo), 1.0 sack, 2 quarterback hits, 2 tackles for loss and 7 special teams tackles.
- » In 2021, Coughlin played in 7 games, totaling 2 solo tackles and 4 special teams tackles...Produced 2 special teams tackles vs. Atlanta (9/26)...Suffered an ankle injury vs. Carolina (10/24) and was placed on season-ending injured reserve on Nov. 1.
- » As a rookie in 2020, Coughlin played in 14 games with 2 starts...Inactive at Chicago (9/20) with a hamstring injury and at the Rams (10/4)...Totaled 14 tackles (11 solo), 1.0 sack, 2 tackles for loss and 2 quarterback hits on defense and 3 tackles (2 solo) on special teams.
- » Made his NFL debut on special teams vs. Pittsburgh (9/14)...Recorded a memorable first career tackle when he sacked 7-time Super Bowl champion Tom Brady for an 8-yard loss in a Monday night game vs. Tampa Bay (11/2)...Had 2 solo tackles at Seattle (12/6)...Made his first career start and collected a season-high 7 tackles (5 solo), including one for loss, vs. Arizona (12/13)...Started at strongside linebacker and posted 4 tackles (3 solo) vs. Cleveland (12/20).

COLLEGE

- » Coughlin played in 49 games with 39 starts – including starts in each of his final 38 games at right defensive end – in 4 seasons at Minnesota...Second-team All-Big Ten selection as a junior and senior...Academic all-conference selection in each of his last 3 years...Two-time winner of Minnesota's Defensive Trench Award...Coughlin finished his career with 159 tackles (107 solo)...He is 3rd in school history with 22.5 sacks and 4th with 40 tackles for loss...Also forced 7 fumbles and recovered one.
- » As a senior in 2019, started all 13 games...Collected career-high totals of 49 tackles (29 solo), including a team-leading 9.5 for loss and 4.5 sacks...In 2018, started all 13 games, finished with 48 tackles (34 solo) and led the team with career-high totals of 15 tackles for loss, 9.5 sacks and 4 forced fumbles...In 2017, started all 12 games...Recorded 37 tackles, including a team-leading 11.5 for a loss and 6.5 sacks, plus one forced fumble...All-Big Ten Honorable Mention...In 2016, played in 11 games with one start and contributed 25 tackles (15 solo), 4 tackles for loss and 2.0 sacks.

OFF-THE-FIELD ACTIVITY

- » Partnered with the City of East Orange during the 2021 season to support their public schools and families in need...Partnered with the American Heart Association to meet virtually with students across the tri-state area for a Play 60 conversation that focused on being active, creating healthy habits and focusing on mental health...Annually supports TeachHaiti, which empowers Haitian children through education to honor his 2 younger siblings who were adopted from Haiti.

PERSONAL

- » Business and marketing education major...Starred at Eden Prairie (Minn.), where he was a 3-year starter on the varsity team, capturing 2 state titles and losing only one game over that stretch...Coughlin grew up a few doors down from high school teammate Ryan Connolly, a fellow linebacker who was a 5th-round draft choice of the Giants in 2019...Coughlin played on the defensive line and at linebacker and was a 3-year letter-winner for the Eagles, who ranked No. 3 in the state...Guided team to 2 state titles and a 40-game winning streak...When Coughlin was a senior in 2015, Eden Prairie was 11-1, including 9-0 in conference play...Totaled 35 tackles, including 7 for loss, 2 pass breakups and one fumble recovery...On offense, had 6 rushing attempts for 27 yards and 2 touchdowns and one reception for 46 yards and a score...Team went 13-0 in his sophomore and junior seasons...Named first-team All-state by the AP...Played in the U.S. Army All-American Bowl...Also lettered in basketball...Son of Robert and Jennie Coughlin...Has 2 brothers (Quinn and Cullen) and 2 sisters (Kaiden and Callie)...Coughlin's father played defensive tackle for the Gophers from 1986-90 and was a 2-year letter winner...His mother played tennis for Minnesota from 1989-92 and was a 3-time all-conference selection and 2-time team MVP...She is in the top 5 in program history for singles wins (92) and doubles victories (89)...Maternal grandfather, Tom Moe, was a wide receiver who lettered for the Gophers from 1957-59, also played baseball for the Gophers and served as the school's interim athletic director from 1999-2002...Coughlin's uncle, Mike Moe, lettered for the Gophers in the 1980s.

CARTER COUGHLIN'S NFL REGULAR SEASON DEFENSIVE STATISTICS

		TACKLES										INTERCEPTIONS					O. FUMB					ST					MISC				
DATE	TEAM	GP	GS	TK	S	A	TR	YDS	SK	YDS	QBR	NO	YDS	LG	TD	PD	FR	FR	TD	YDS	TK	S	A	FR	FA	S	A	FR	FA	S	A
2020	Giants	14	2	14	11	3	2	12	1.0	8.0	2	0	0	0	0	0	0	0	0	0	3	2	1	0	0	0	0	0	0	0	0
2021	Giants	7	0	2	2	0	0	0	0.0	0.0	0	0	0	0	0	0	0	0	0	0	4	0	4	0	0	0	0	0	0	0	0
NFL TOTALS		21	2	16	13	3	2	12	1.0	8.0	2	0	0	0	0	0	0	0	0	0	7	2	5	0	0	0	0	0	0	0	0

SINGLE-GAME HIGHS: DEFENSIVE

Total Tackles 7 vs. Arizona Cardinals, Dec 13, 2020
 4 vs. Cleveland Browns, Dec 20, 2020
 2 at Seattle Seahawks, Dec 06, 2020
 1 vs. Los Angeles Rams, Oct 17, 2021
 1 at Dallas Cowboys, Oct 10, 2021
 ...1 more at 1.

Solo Tackles 5 vs. Arizona Cardinals, Dec 13, 2020
 3 vs. Cleveland Browns, Dec 20, 2020
 2 at Seattle Seahawks, Dec 06, 2020
 1 vs. Los Angeles Rams, Oct 17, 2021
 1 at Dallas Cowboys, Oct 10, 2021
 ...1 more at 1.

Sacks 1.0 vs. Tampa Bay Buccaneers, Nov 02, 2020

Tackles For Loss 1 vs. Arizona Cardinals, Dec 13, 2020
 1 vs. Tampa Bay Buccaneers, Nov 02, 2020

Special Teams Tackles 2 vs. Atlanta Falcons, Sep 26, 2021
 1 vs. Carolina Panthers, Oct 24, 2021
 1 vs. Los Angeles Rams, Oct 17, 2021
 1 at Seattle Seahawks, Dec 06, 2020
 ...2 more at 1.



TRANSACTIONS

- » Originally a 7th-round (255th and final pick overall) draft choice by the Giants in 2020.

CAREER HIGHLIGHTS

- » Crowder played in 28 games with 23 starts in his first 2 Giants seasons...Totals include 186 tackles (98 solo), 1.0 sack, 6 tackles for loss, 2 interceptions, 7 passes defended, 4 quarterback hits, one forced fumble, one fumble recovery and one special teams tackle... Crowder's 186 tackles are the 2nd-most tackles by a Giants player in their first 2 seasons, trailing only safety Landon Collins (237 from 2015-16).
- » In 2021, started all 17 games and totaled a team-high and career-high 130 tackles (64 solo)...Posted a career-high 2 interceptions, 6 passes defended, and one forced fumble, while adding 3 tackles for loss and one quarterback hit...Was one of 4 linebackers in the NFL with at least 130 tackles, 5 passes defended and 2 interceptions.
- » Started and posted 4 tackles (2 solo) vs. Denver (9/12)...Tallied 11 tackles (4 solo) and one pass defended vs. Atlanta (9/26)...Stepped into the starting middle linebacker role after Blake Martinez suffered a season-ending knee injury...Forced the first fumble of his career at Dallas (10/10)...Produced the 4th double-digit tackle game of his career and added a tackle for loss vs. the Rams (10/17)...Logged 9 tackles (5 solo) and 2 passes defended vs. Las Vegas (11/7), his first career game with multiple passes defended.
- » Crowder became the 4th-fastest player in franchise history to accumulate 100 tackles, 1.0 sack and one interception (22 games) when he picked off Eagles quarterback Jalen Hurts in the end zone on the final play of the first half vs. Philadelphia (11/28).
- » Produced a career-high 12 tackles (6 solo) with one tackle for loss vs. Dallas (12/19)...Recorded his 2nd interception of the season when he picked off Bears running back David Montgomery on a trick play and returned it 17 yards at Chicago (1/2)...Tied his career high with 12 tackles (5 solo) and added his 3rd tackle for loss of the season vs. Washington (1/9).
- » As a rookie in 2020, Crowder played in 11 games with 6 starts...Inactive vs. Pittsburgh (9/14) and missed 4 games while on injured reserve with a hamstring injury...Finished 6th on the team with 56 tackles (34 solo), including 1.0 sack and 3 tackles for loss...Added 3 quarterback hits, one pass defended and one fumble recovery, which he returned for a touchdown.
- » Made his NFL debut on special teams at Chicago (9/20)...Played his first defensive snaps vs. San Francisco (9/27)...Had 5 tackles (3 solo) in his first career start at Dallas (10/11).
- » Contributed 6 tackles (4 solo) and scored the deciding points in the Giants' first victory of the season when he recovered quarterback Kyle Allen's fumble and returned it 43 yards for a touchdown with 3:29 remaining in the 4th quarter vs. Washington (10/18)...Crowder's score was the Giants' first go-ahead defensive touchdown in the last 4 minutes of a 4th quarter or overtime since Oct. 31, 1999, when Pro Football Hall of Famer Michael Strahan scored on a 44-yard interception return in overtime to beat the Eagles in Philadelphia...Crowder was the first Giants rookie to score a defensive touchdown since cornerback Bruce Johnson's 34-yard interception return at Dallas on Sept. 20, 2009...It was the Giants' first fumble return touchdown since Markus Golden's 42-yard score on Oct. 10, 2019, at New England and the team's longest fumble return touchdown since Jason Pierre-Paul's 43-yarder at Cleveland on Nov. 27, 2016.
- » Finished 2nd on the team with 7 tackles (6 solo), and brought down Russell Wilson for an 11-yard loss on his first career sack at Seattle (12/6)...Registered 6 tackles (3 solo) vs. Cleveland (12/20) and 8 tackles (5 solo) at Baltimore (12/27)...Led the Giants with 7 solo tackles – and tied Blake Martinez with a team-high 11 total stops – vs. Dallas (1/3).

COLLEGE

- » Began his collegiate career as a running back before moving to linebacker midway through his redshirt freshman season in 2016...After playing in one game that year, Crowder appeared in 43 contests with 19 starts in his final 3 seasons...His career totals include 122 tackles (50 solo), 10 tackles for loss, 1.5 sacks, 2 interceptions, 7 passes defended, 2 forced fumbles and one fumble recovery...Was a key player on Georgia teams that won 3 straight SEC Eastern Division titles, and played in 3 New Year's Six Bowl games (2018 Rose, 2019 Allstate Sugar, 2020 Allstate Sugar).
- » In 2019, started all 14 games and finished 2nd on the team with a career-high 62 tackles (29 solo), including 4.0 stops for loss and 4 passes defended...One of 12 semifinalists for the Butkus Award, given to the nation's top linebacker...Key member of a Georgia defense that finished first in the nation in scoring defense (12.6 points-per-game) and rushing defense (74.6 yards-per-game)...In 2018, played all 14 games with 5 starts and finished with 53 tackles (18 solo), including 6.0 tackles for loss, 1.5 sacks...In 2017, played in 15 games and had 7 tackles (3 solo)...In 2016, played for the first time Louisiana (11/19)...Rushed for 2 touchdowns and played most of the game at tailback for the Black team at the annual G-Day intrasquad spring game...Redshirted in 2015.

OFF-THE-FIELD ACTIVITY

- » Partnered with the NYPD-led Far Rockaway Giants and New York City Police Foundation, during the 2021 season to expand the Far Rockaway Giants into Harlem...Annually supports the Make A Change foundation, which gives back to youth and those in need throughout Georgia.

PERSONAL

- » As the 255th and final selection, Crowder was the 2020 NFL Draft's Mr. Irrelevant...International Affairs major...First name is DeQuartavous...Starred at Harris County High School in Hamilton, Ga...Georgia Sports Writers Association 2nd-team All-State in Class AAAAA...Named Atlanta Journal Constitution Class AAAAA All-State honorable mention...Saw significant playing time at both wide receiver and running back for the Tigers...As a senior, helped Harris County finish 9-4, including 6-0 in its region, and advance to the 2nd round of the AAAAA State Playoffs...Rushed for 1,665 yards and 27 touchdowns and recorded 204 yards and 2 touchdowns

receiving...Three-year member of both the varsity football and basketball teams...Averaged 15 points and 6 rebounds per game as a sophomore.

TAE CROWDER'S NFL REGULAR SEASON DEFENSIVE STATISTICS

DATE	TEAM	GP	GS	TK	S	A	TACKLES					INTERCEPTIONS					O. FUMB					ST					MISC.				
							TE	YDS	SK	YDS	QBH	NO	YDS	LG	TD	PD	FR	TD	YDS	TK	S	A	FR	S	A	FR	S	A			
2020	Giants	11	6	56	34	22	3	11	1.0	11.0	3	0	0	0	0	1	0	1	1	43	1	0	1	0	0	0	0	0			
2021	Giants	17	17	130	64	66	3	6	0.0	0.0	1	2	26	17	0	6	1	0	0	0	0	0	0	0	0	0	0	0			
NFL TOTALS		28	23	186	98	88	6	17	1.0	11.0	4	2	26	17	0	7	1	1	1	43	1	0	1	0	0	0	0	0			

SINGLE-GAME HIGHS: DEFENSIVE

Total Tackles 12 vs. Washington Football Team, Jan 09, 2022
12 vs. Dallas Cowboys, Dec 19, 2021
11 vs. Atlanta Falcons, Sep 26, 2021
11 vs. Dallas Cowboys, Jan 03, 2021
10 vs. Los Angeles Rams, Oct 17, 2021
...1 more at 10.

Solo Tackles 7 vs. Los Angeles Rams, Oct 17, 2021
7 vs. Dallas Cowboys, Jan 03, 2021
6 vs. Dallas Cowboys, Dec 19, 2021
6 at Miami Dolphins, Dec 05, 2021
...2 more at 6.

Sacks 1.0 at Seattle Seahawks, Dec 06, 2020

Passes Defensed 2 vs. Las Vegas Raiders, Nov 07, 2021
1 at Chicago Bears, Jan 02, 2022
1 vs. Philadelphia Eagles, Nov 28, 2021
1 vs. Carolina Panthers, Oct 24, 2021
...2 more at 1.

Forced Fumbles 1 at Dallas Cowboys, Oct 10, 2021

Fumble Recoveries 1 vs. Washington Football Team, Oct 18, 2020

Tackles For Loss 1 vs. Washington Football Team, Jan 09, 2022
1 vs. Dallas Cowboys, Dec 19, 2021
1 vs. Los Angeles Rams, Oct 17, 2021
...3 more at 1.

Interceptions 1 at Chicago Bears, Jan 02, 2022
1 vs. Philadelphia Eagles, Nov 28, 2021

Interception Return Yards 17 at Chicago Bears, Jan 02, 2022
9 vs. Philadelphia Eagles, Nov 28, 2021

Special Teams Tackles 1 at Chicago Bears, Sep 20, 2020

Longest Opponent's Fumble Return 43 vs. Washington Football Team, Oct 18, 2020



D.J. DAVIDSON
DEFENSIVE LINEMAN
HEIGHT: 6-5
WEIGHT: 325
COLLEGE: ARIZONA STATE
HOW ACQUIRED: D5-'22
NFL EXP.: R
GIANTS EXP.: R


98

TRANSACTIONS

- » Originally a 5th-round (147th pick overall) draft choice by the Giants in 2022.

CAREER HIGHLIGHTS


- » Davidson played in 37 games with 28 starts in 4 seasons at Arizona State...Recorded 137 tackles (62 solo), 16.0 tackles for loss, 5.0 sacks, one fumble recovery and 6 passes defended.
- » In 2021, was one of 2 Sun Devil defenders to start all 12 games...Selected 2nd-team All-Pac 12 after finishing 5th on the team with career-high totals of 57 tackles (5th on the team, including 21 solo) and 0 tackles for loss...Also had a half-sack, one fumble recovery and 4 passes defended...Named the Curley Culp outstanding defensive linemen...Collected a season-high 7 tackles (3 solo) vs. Washington and Oregon State...Had a season-best 1.5 tackles for loss vs. USC...Contributed a half-sack vs. BYU...Recovered a fumble vs. Southern Utah.
- » In 2020, started all 4 games in a Sun Devils season that was shortened by the pandemic...Recorded 19 tackles (9 solo)...Had 1.5 stops for loss and 1.0 sack, both vs. UCLA...Notched 7 tackles (2 solo) vs. Arizona.
- » In 2019, played in 13 games with 12 starts at nose tackle...Collected 51 tackles (26 solo), and 4.5 tackles for loss, 1.5 sacks and one pass defended...Had 2.5 tackles for loss and 1.5 sacks vs. Sacramento State...Recorded a career-high 7 tackles while adding a tackle for loss in back-to-back weeks on the road against Utah and UCLA...Made at least one tackle in all 13 games, finishing with 4 or more in 8 games.
- » As a redshirt freshman in 2018, played in 8 games and tallied 10 tackles (6 solo), 3.5 stops for loss, 2.0 sacks and one pass defended...Produced 10 tackles (6 solo), 2 for loss and 2.0 sacks in his collegiate debut vs. UTSA...Tied his season high with 4 tackles, one for a loss, vs. Stanford...Missed 3 games with an ankle injury.
- » Redshirted in 2017.

PERSONAL

- » First name is DeVonta...Married to Alexis...Graduated with a degree in criminal justice in May 2021...Played in the 2022 East-West Shrine Bowl...Played at Desert Ridge High School in Mesa, Ariz., where he was a 2015 first-team all-state selection by the Arizona Republic after anchoring one of the state's strongest defenses...As a senior, played in 13 games and led his team to the state championship game by recording 67 tackles, 19.5 tackles for loss, 5.5 sacks, 4 forced fumbles, and 2 fumble recoveries, including one returned 33 yards for a touchdown vs. Chandler High School...As a junior, finished with 57 tackles, 4.0 sacks and 2 forced fumbles...Also lettered in basketball and wrestling.

DAVIDSON'S COLLEGE DEFENSIVE STATISTICS


DATE	TEAM	GP	GS	TACKLES						FUMBLES	
				T	A	TOT	TFL	SK	PD	FF	FR
2017	Arizona State	-	-	-	-	Redshirted	-	-	-	-	-
2018	Arizona State	8	0	6	4	10	3.5	2.0	1	0	0
2019	Arizona State	13	12	26	25	51	4.5	1.5	1	0	0
2020	Arizona State	4	4	9	10	19	1.5	6.5	0	0	0
2021	Arizona State	12	12	21	36	57	6.5	0.5	4	0	1
COLLEGE TOTALS		37	28	62	75	137	16.0	5.0	6	0	1



KHALIL DORSEY

CORNERBACK

HEIGHT: 5-8
WEIGHT: 191
COLLEGE: NORTHERN ARIZONA
HOW ACQUIRED: FA-'22
NFL EXP.: 3RD YEAR
GIANTS EXP.: 1ST YEAR



31

TRANSACTIONS

- » Originally signed as a rookie free agent by the Baltimore Ravens on May 5, 2020...Waived by Baltimore on Sept. 5, 2020 and signed to the Ravens' practice squad on Sept. 6, 2020... Activated from the practice squad (standard elevation) on Sept. 28 and Oct. 4, 2020... Signed to Baltimore's active roster on Oct. 9, 2020...Signed as a free agent by the Giants on May 18, 2022.

CAREER HIGHLIGHTS

- » Dorsey played in 6 games for the 2020 Ravens and was credited with one solo tackle, plus one special teams tackle...Spent the final 8 weeks of his rookie year and the entire 2021 season on injured reserve with a shoulder injury.
- » In 2020, made his NFL debut vs. Kansas City (9/28)...Recorded his first career tackle at Washington (10/4) and had a special teams stop at Indianapolis (11/8).

COLLEGE

- » Played in 44 games with 40 starts at Northern Arizona and totaled 197 tackles (139 solo), 8.5 tackles for loss, 1.0 sacks, 8 interceptions, 41 passes defended, 3 forced fumbles and 2 blocked kicks...Was a 2-time first-team All-Big Sky selection (2018-19), a 2nd-team choice as a sophomore and earned honorable mention recognition as a freshman (2016)...As a senior in 2019, started every game for the Lumberjacks for the 3rd consecutive season and tallied career highs in tackles (68), passes defended (12) and forced fumbles (2)...In 2018, started all 10 games and posted 33 tackles (25 solo), 2 stops for loss, 3 interceptions, 9 passes defended and one forced fumble...As a sophomore, started all 12 games and collected 49 tackles (29 solo), 3 tackles for loss, 3 interceptions and 9 passes defended...Added 6 kickoff returns for a 21.2-yard avg...Played in all 11 games with 7 starts as a freshman and recorded a team-high 2 interceptions, plus 47 tackles (33 solo), 2.5 stops for loss, 1.0 sack, 11 passes defended and a blocked PAT...Returned one punt for 40 yards...Named the team's Newcomer of the Year.

PERSONAL

- » Majored in health science-fitness wellness...Played with his brother, Tommie, at Northern Arizona...Competed in track and field as a freshman...Captured the bronze medal at the Big Sky Outdoor Track & Field Championships in the 60-meter hurdles with a time of 8.21 seconds...Placed 5th in the long jump and 110-meter hurdles...Played all 3 phases at Colony High School in Ontario, Calif...As a senior in 2015, totaled 295 rushing yards and 3 touchdowns, 523 receiving yards and 5 scores, 19 kickoff returns for a 26.0-yard avg. and 11 punt returns for a 22.7-yard avg...Added 92 tackles (48 solo) and 7 interceptions...Also lettered in track and field all 4 years...In 2016, placed 5th in the state in the 110-meter hurdles and qualified for the long jump finals.

KHALIL DORSEY'S NFL REGULAR SEASON DEFENSIVE STATISTICS

DATE	TEAM	GP	GS	TACKLES								INTERCEPTIONS				O. FUMBLE				ST		MISC.			
				TK	S	A	TL	YDS	SK	YDS	QBH	NO	YDS	LG	TD	PF	FR	TD	YDS	TK	S	A	FR	S	A
2020	Ravens	6	0	1	1	0	0	0.0	0.0	0	0	0	0	0	0	0	0	0	0	1	1	0	0	0	0
2021	Ravens	0	0	0	0	0	0	0.0	0.0	0	0	0	0	0	0	0	0	0	0	0	0	0	0	0	0
NFL TOTALS		6	0	1	1	0	0	0.0	0.0	0	0	0	0	0	0	0	0	0	0	1	1	0	0	0	0


KHALIL DORSEY'S NFL POSTSEASON DEFENSIVE STATISTICS

DATE	TEAM	GP	GS	TACKLES								INTERCEPTIONS				O. FUMBLE				ST		MISC.			
				TK	S	A	TL	YDS	SK	YDS	QBH	NO	YDS	LG	TD	PF	FR	TD	YDS	TK	S	A	FR	S	A
2020	Ravens	0	0	0	0	0	0	0.0	0.0	0	0	0	0	0	0	0	0	0	0	0	0	0	0	0	0
NFL TOTALS		0	0	0	0	0	0	0.0	0.0	0	0	0	0	0	0	0	0	0	0	0	0	0	0	0	0

SINGLE-GAME HIGHS: DEFENSIVE

Total Tackles 1 at Washington Football Team, Oct 04, 2020
Solo Tackles 1 at Washington Football Team, Oct 04, 2020


Special Teams Tackles 1 at Indianapolis Colts, Nov 08, 2020



KEELAN DOSS

WIDE RECEIVER

HEIGHT: 6-3
WEIGHT: 215
COLLEGE: CALIFORNIA-DAVIS
HOW ACQUIRED: FA-'22
NFL EXP.: 4TH YEAR
GIANTS EXP.: 1ST YEAR



TRANSACTIONS

- » Originally signed as a rookie free agent by the Oakland Raiders on May 3, 2019...Waived by Oakland on Aug. 31, 2019...Signed to the Jacksonville Jaguars' practice squad on Sept. 2, 2019...Signed by Oakland on Sept. 9, 2019...Waived by the Las Vegas Raiders on Sept. 5, 2020 and signed to their practice squad on Sept. 6, 2020...Added to Las Vegas' active roster on Oct. 3, 2020...Released by Las Vegas on Jan. 5, 2021...Signed to a reserve/futures contract by Las Vegas on Jan. 26, 2021...Released by Las Vegas on Aug. 31, 2021...Signed to the Atlanta Falcons' practice squad on Sept. 3, 2021 and released on Oct. 26, 2021...Signed to the Jets' practice squad on Nov. 16, 2021 and released on Dec. 7, ...Signed as a free agent by the Giants on June 10, 2022.

CAREER HIGHLIGHTS

- » Played in 9 games with 2 starts for the Oakland/Las Vegas Raiders in 2019-20...Caught 11 passes for 133 yards (12.1-yard avg.), with a long reception of 31 yards.
- » In 2021, Doss spent time on the practice squads of the Falcons and Jets but did not play in a game.
- » In 2021, spent most of the season on the Raiders' practice squad...Played in one game as a reserve, vs. Buffalo (10/4).
- » As a rookie in 2019, played in 8 games with 2 starts and recorded 11 receptions for 133 yards...Made his NFL debut vs. Kansas City (9/15)...Registered his first career reception, a 14-yarder in the 4th quarter at Indianapolis (9/29)...Started for the first time and had 2 receptions for 11 yards vs. Chicago (10/6)...Finished with 3 receptions for a career-high 54 yards, including a career-long 31-yarder, at Green Bay (10/20)...Started and had one catch for 11 yards at Kansas City (12/1)...Tied his career high with 3 receptions, for 26 yards, vs. Tennessee (12/8)...Caught one pass for 17 yards vs. Jacksonville (12/15).

COLLEGE

- » Played 4 years at UC Davis, setting program records for career receptions (312), receiving yards (4,069) and 100-yard games (19)...Caught 28 touchdown passes, the most in program's Division I history...As a senior in 2018, played in 13 games and totaled 118 catches for 1,334 yards and 9 touchdowns...Ranked No. 3 in the nation in receptions per game (9.1 avg.) and No. 4 in receiving yards...Posted 7 100-yard receiving games...Consensus All-American and All-Big Sky Conference first-team for the 2nd straight year...In 2017, played in 11 games and collected 115 receptions for 1,499 yards and 7 touchdowns...Consensus All-American selection and Big Sky Offensive Player of the Year...An All-Big Sky first-team choice...Led the FCS level in receiving yards, yards per game (136.3 avg.) and receptions per game (10.5 avg.)...Set program records in receptions, receiving yards and 100-yard games (9)...In 2016, played in 11 games and totaled 66 receptions for 911 yards and a career-best 10 scores...Totalled 207 yards and tied a program record with 4 touchdowns vs. Sacramento State...Redshirted in 2015 season...As a freshman, played in 9 games with 2 starts and was 2nd on the team with 325 receiving yards on 22 catches.

PERSONAL


- » Attended Alameda (Calif.) High School...As a senior, totaled 29 catches for 577 yards and 9 touchdowns...Named team captain and All-West Alameda County Conference 12 First Team selection...Four-time Academic Honor Roll member and CIF North Coast Section Scholar-Athlete...Also lettered in basketball.

KEELAN DOSS' NFL REGULAR SEASON RUSHING/RECEIVING STATISTICS

DATE	TEAM	GP	GS	RECEIVING					RUSHING				
				NO.	YDS.	AVG.	LG	TD	NO.	YDS.	AVG.	LG	TD
2019	Raiders	8	2	11	133	12.1	31	0	0	0	0.0	0	0
2020	Raiders	1	0	0	0	0.0	0	0	0	0	0.0	0	0
2021	Raiders	0	0	0	0	0.0	0	0	0	0	0.0	0	0
Went from Las Vegas to Atlanta.													
2021	Falcons	0	0	0	0	0.0	0	0	0	0	0.0	0	0
2021	TOTAL	0	0	0	0	0.0	0	0	0	0	0.0	0	0
NFL TOTALS		9	2	11	133	12.1	31	0	0	0	0.0	0	0

SINGLE-GAME HIGHS: RECEIVING

Receptions	3 vs. Tennessee Titans, Dec 08, 2019 3 at Green Bay Packers, Oct 20, 2019 2 vs. Chicago Bears, Oct 06, 2019 1 vs. Jacksonville Jaguars, Dec 15, 2019 1 at Kansas City Chiefs, Dec 01, 2019 ...1 more at 1.	Longest Receptions	31 at Green Bay Packers, Oct 20, 2019 19 at Green Bay Packers, Oct 20, 2019 17 vs. Jacksonville Jaguars, Dec 15, 2019 14 at Indianapolis Colts, Sep 29, 2019 12 vs. Tennessee Titans, Dec 08, 2019
Receiving Yards	54 at Green Bay Packers, Oct 20, 2019 26 vs. Tennessee Titans, Dec 08, 2019 17 vs. Jacksonville Jaguars, Dec 15, 2019 14 at Indianapolis Colts, Sep 29, 2019 11 at Kansas City Chiefs, Dec 01, 2019 ...1 more at 11.	All-Purpose Yards	54 at Green Bay Packers, Oct 20, 2019 26 vs. Tennessee Titans, Dec 08, 2019 17 vs. Jacksonville Jaguars, Dec 15, 2019 14 at Indianapolis Colts, Sep 29, 2019 11 at Kansas City Chiefs, Dec 01, 2019 ...1 more at 11.
Receiving Average	18.0 at Green Bay Packers, Oct 20, 2019 8.7 vs. Tennessee Titans, Dec 08, 2019		



JAMIL DOUGLAS

OFFENSIVE LINEMAN

HEIGHT: 6-4
WEIGHT: 310
COLLEGE: ARIZONA STATE
HOW ACQUIRED: FA-'22
NFL EXP.: 5TH YEAR
GIANTS EXP.: 1ST YEAR

ny

77

(Juh-MILL)

TRANSACTIONS

- » Originally a 4th-round (114th pick overall) draft choice by the Miami Dolphins in 2015...Waived by Miami on Sept. 3, 2016 and signed to the practice squad the following day...Signed to Miami's active roster on Sept. 29, 2016...Waived by Miami on Oct. 11, 2016...Signed to the New England Patriots' practice squad on Oct. 18, 2016...Signed to a reserve/futures contract by New England on Feb. 7, 2017...Waived by New England on Sept. 2, 2017...Signed to the Atlanta Falcons' practice squad on Sept. 5, 2017 and to their active roster on Dec. 29, 2017...Waived by Atlanta on Sept. 2, 2018...Signed to the Indianapolis Colts' practice squad on Sept. 3, 2018...Waived by Indianapolis on Sept. 10, 2018...Signed to the Tennessee Titans' practice squad on Oct. 3, 2018...Signed to a reserve/futures contract by Tennessee on Jan. 1, 2019...Signed as a free agent by the Buffalo Bills on April 2, 2021...Waived by Buffalo on Aug. 1, 2021 and signed to the practice squad the following day...Waived by Buffalo on Dec. 11, 2021...Signed by the Washington Football Team on Dec. 13, 2021...Signed as a free agent by the Giants on March 20, 2022.

CAREER HIGHLIGHTS

- » Douglas played 2 seasons for Miami (2015-16) and 2 for Tennessee (2019-20), split the 2021 season between Buffalo and Washington and spent the 2017 and 2018 seasons on the practice squads of 4 teams...Has played in 50 regular-season games with 11 starts – 8 at right guard and 3 at center...He has also played in 4 postseason games.
- » In 2021, Douglas played in one game for Buffalo (at New Orleans, 11/25) and 3 for Washington, including 4 special teams snaps at the Giants (1/9).
- » In 2020, played in 14 games as a reserve at all 3 interior line positions and on special teams for Tennessee...Also played in the AFC Wild Card Game.
- » In 2019, played in 15 games for the Titans with 5 starts – 4 at right guard and one at center...Helped open holes for Derrick Henry, who led the NFL with 1,540 rushing yards...Also played in all 3 playoff games in his first postseason action.
- » In 2017-18 did not play in a regular-season game.
- » In 2016, played in one game for Miami (as a reserve guard at Cincinnati, 9/29)...Douglas was on the Patriots' practice squad when the team won Super Bowl LI.
- » As a rookie in 2015, played in all 16 games with 6 starts – at right guard in each of the season's first 4 games and at center in the final 2...Started in his NFL debut at Washington (9/13).

COLLEGE

- » In 4 seasons at Arizona State (2011-14), Douglas played in 53 games with 40 consecutive starts, including 27 at guard and 13 at tackle...As a senior in 2014, started all 13 games at left tackle after switching over from guard...Named first-team All-Pac-12...In 2013, started all 14 games at guard and was named 2nd-team All-Pac-12...In 2012, started all 13 games at guard...As a redshirt freshman in 2011, played in all 13 contests...Redshirted in 2020.

PERSONAL

- » Graduated from Arizona State in fall 2013 with a degree in criminal justice...First name is pronounced Juh-MILL...Attended Cypress (Calif.) High School where he played tight end and halfback...As a senior, caught passes for 79 yards and one touchdown.

JAMIL DOUGLAS' NFL REGULAR SEASON STATISTICS

DATE	TEAM	GP	GS
2015	Dolphins	16	6
2016	Dolphins	1	0
2017	Falcons	0	0
2018	Colts	0	0
2019	Titans	15	5
2020	Titans	14	0
2021	Bills	1	0
NFL TOTALS		47	11

JAMIL DOUGLAS' NFL POSTSEASON STATISTICS

DATE	TEAM	GP	GS
2017	Falcons	0	0
2019	Titans	3	0
2020	Titans	1	0
NFL TOTALS		4	0



JUSTIN ELLIS

DEFENSIVE TACKLE

HEIGHT: 6-2
WEIGHT: 350
COLLEGE: LOUISIANA TECH
HOW ACQUIRED: FA-'22
NFL EXP.: 9TH YEAR
GIANTS EXP.: 1ST YEAR



TRANSACTIONS

- » Originally a 4th-round (107th pick overall) draft choice by the Oakland Raiders in 2014...Released by Oakland on Oct. 8, 2019...Signed as a free agent by the Baltimore Ravens on Nov. 12, 2019...Released by Baltimore on Aug. 31, 2021...Signed to Baltimore's practice squad on Sept. 1, 2021 and to the active roster on Sept. 15, 2021...Signed as a free agent by the Giants on March 23, 2022.

CAREER HIGHLIGHTS

- » Ellis has played in 100 regular-season games with 50 starts and played in 3 postseason games...Career totals include 160 tackles (95 solo), a half-sack, 6 tackles for loss, 4 quarterback hits and 3 passes defended...In the playoffs, he has 4 tackles (2 solo).
- » In 2021, played in all 17 games with 5 starts and produced 18 tackles (7 solo) and one quarterback hit...Had a season-high 2 tackles at Detroit (9/26), at Miami (11/11) and at Chicago (11/21).
- » In 2020, played in 13 regular-season games with 3 starts and played in one postseason game...Tallied 17 tackles (6 solo) and one pass defended...Helped Baltimore's defense rank No. 2 in both points allowed (18.9) and third-down efficiency (34.0%)...Had one solo tackle in the AFC Wild Card Game at Tennessee (1/10).
- » In 2019, played 4 regular-season games and one playoff game for Baltimore after joining the Ravens in Week 11...Recorded 6 tackles (2 solo)...In his Ravens debut, posted 3 tackles as part of a defense that limited the Texans to 232 total yards in the 41-7 victory vs. Houston (11/17)...Had one solo tackle in the AFC Divisional Playoff Game vs. Tennessee (1/11).
- » In his final season in Oakland in 2018, played in 6 games with one start...Started the season opener vs. the Rams (9/10), but suffered a foot injury that forced him to miss the next 10 games...Played in the final 5 games, totaling 7 tackles (3 solo)...Collected a season-high 4 tackles (one solo) at Kansas City (12/30).
- » In 2017, played in all 16 games for the 2nd straight year and tied a career high with 14 starts...Posted a career-high 48 tackles (27 solo) and a half-sack...Recorded a career-high 7 tackles (3 solo) vs. Kansas City (10/19)...Notched a half-sack at Tennessee (9/10).
- » In 2016, played in all 16 games with 4 starts...Totaled 21 tackles (15 solo)...Made his career postseason debut with 2 solo tackles in the AFC Wild Card Game at Houston (1/7)...Set a season high with 3 solo tackles at New Orleans (9/11).
- » In 2015, played in 12 games with 9 starts...Missed time early in the season with an ankle injury...Totaled 22 tackles (19 solo) and one pass defended...Posted 3 tackles in 5 separate contests.
- » As a rookie in 2014, played in all 16 games with 14 starts...Earned all-rookie honors from Sports Illustrated and PFWA...Collected 21 tackles (16 solo) and one pass defended...made one tackle in his NFL debut at the Jets (9/7)...Recorded his first pass defended when he batted down a Peyton Manning pass vs. Denver (11/9).

COLLEGE

- » Played in 37 games with 25 starts at Louisiana Tech from 2010-13...Started 14 games at defensive tackle and 11 at nose guard...Totaled 102 tackles (37 solo), 2.5 sacks, 3 passes defended, 2 forced fumbles and 2 fumble recoveries...As a senior in 2013, started all 12 games and selected All-Conference USA honorable mention after posting 48 tackles and 1.5 sacks.

PERSONAL

- » Ellis has 2 children, Kali and Jet...Played at Neville High School in Monroe, La., where he was named first-team all-state by the Louisiana Sports Writers Association as a senior and 2nd-team by the Louisiana Football Coaches Association as a junior...Also twice earned All-Northeast Louisiana honors from The News Star (in Monroe)...Lettered in track and field, finishing 3rd in state of Louisiana in the shot put as a junior...Nicknamed "Jelly" by his high school football coach...Annually hosts a "Skills and Drills" football camp in his hometown of Monroe.

JUSTIN ELLIS' NFL REGULAR SEASON DEFENSIVE STATISTICS

DATE	TEAM	TACKLES										INTERCEPTIONS					O. FUMB					ST			MISC		
		GP	GS	TK	S	A	TR	YDS	SK	YDS	QBH	NO	YDS	LG	TD	PD	FR	TD	YDS	TK	S	A	FF	FR	S	A	
2014	Raiders	16	14	21	16	5	1	1	0.0	0.0	1	0	0	0	0	0	0	0	0	0	0	0	0	0	0	0	
2015	Raiders	12	9	22	19	3	2	1	0.0	0.0	1	0	0	0	0	1	0	0	0	0	0	0	0	0	0	0	
2016	Raiders	16	4	21	15	6	1	0	0.0	0.0	0	0	0	0	0	0	0	0	0	0	0	0	0	0	0	0	
2017	Raiders	16	14	48	27	21	1	1	0.5	0.5	1	0	0	0	0	0	0	0	0	0	0	0	0	0	0	0	
2018	Raiders	6	1	7	3	4	1	1	0.0	0.0	0	0	0	0	0	0	0	0	0	0	0	0	0	0	0	0	
2019	Raiders	0	0	0	0	0	0	0	0.0	0.0	0	0	0	0	0	0	0	0	0	0	0	0	0	0	0	0	
Went from Oakland to Baltimore.																											
2019	Ravens	4	0	6	2	4	0	0	0.0	0.0	0	0	0	0	0	0	0	0	0	0	0	0	0	0	0	0	
2019	TOTAL	4	0	6	2	4	0	0	0.0	0.0	0	0	0	0	0	0	0	0	0	0	0	0	0	0	0	0	
2020	Ravens	13	3	17	6	11	0	0	0.0	0.0	0	0	0	0	0	1	0	0	0	0	0	0	0	0	0	0	
2021	Ravens	17	5	18	7	11	0	0	0.0	0.0	1	0	0	0	0	0	0	0	0	0	0	0	0	0	0	0	
NFL TOTALS		100	50	160	95	65	6	4	0.5	0.5	4	0	0	0	3	0	0	0	0	0	0	0	0	0	0	0	

JUSTIN ELLIS' NFL POSTSEASON DEFENSIVE STATISTICS

		TACKLES										INTERCEPTIONS					O. FUMB					ST			MISC		
DATE	TEAM	GP	GS	TK	S	A	TR	YDS	SK	YDS	QBH	NO	YDS	LG	TD	PD	FF	FR	TD	YDS	TK	S	A	FF	FR	S	A
2016	Raiders	1	0	2	0	2	0	0	0.0	0.0	0	0	0	0	0	0	0	0	0	0	0	0	0	0	0	0	0
2019	Ravens	1	0	1	1	0	0	0	0.0	0.0	0	0	0	0	0	0	0	0	0	0	0	0	0	0	0	0	0
2020	Ravens	1	0	1	1	0	0	0	0.0	0.0	0	0	0	0	0	0	0	0	0	0	0	0	0	0	0	0	0
NFL TOTALS		3	0	4	2	2	0	0	0.0	0.0	0	0	0	0	0	0	0	0	0	0	0	0	0	0	0	0	0

SINGLE-GAME HIGHS: DEFENSIVE

Total Tackles 7 vs. Kansas City Chiefs, Oct 19, 2017
6 at Buffalo Bills, Oct 29, 2017
6 at Washington Redskins, Sep 24, 2017
5 vs. Dallas Cowboys, Dec 17, 2017
5 vs. Los Angeles Chargers, Oct 15, 2017

Solo Tackles 5 at Buffalo Bills, Oct 29, 2017
4 vs. Los Angeles Chargers, Oct 15, 2017
3 vs. Dallas Cowboys, Dec 17, 2017
3 vs. Kansas City Chiefs, Oct 19, 2017
3 at New Orleans Saints, Sep 11, 2016
...6 more at 3.

Sacks 0.5 at Tennessee Titans, Sep 10, 2017

Passes Defensed 1 at Indianapolis Colts, Nov 08, 2020
1 at Detroit Lions, Nov 22, 2015
1 vs. Denver Broncos, Nov 09, 2014

Tackles For Loss 1 vs. Pittsburgh Steelers, Dec 09, 2018
1 vs. Kansas City Chiefs, Oct 19, 2017
1 at San Diego Chargers, Dec 18, 2016
...3 more at 1.

SINGLE-GAME HIGHS - POSTSEASON: DEFENSIVE

Total Tackles 2 at Houston Texans, Jan 07, 2017
1 at Tennessee Titans, Jan 10, 2021
1 vs. Tennessee Titans, Jan 11, 2020


Solo Tackles 1 at Tennessee Titans, Jan 10, 2021
1 vs. Tennessee Titans, Jan 11, 2020



JOSHUA EZEUDU

OFFENSIVE LINEMAN

HEIGHT: 6-4
WEIGHT: 320
COLLEGE: NORTH CAROLINA
HOW ACQUIRED: D3-'22
NFL EXP.: R
GIANTS EXP.: R



75

[ee-ZOO-doo]

TRANSACTIONS

- » Originally a 3rd-round (67th pick overall) draft choice by the Giants in 2022.

CAREER HIGHLIGHTS

- » In 3 seasons at UNC, Ezeudu played in 36 games with 28 starts – 20 at left guard, 6 at left tackle and 2 at right tackle...Played every position on the line except center.
- » In 2021, played in 12 games with 11 starts – 7 at left guard, 4 at left tackle...Missed one game due to injury...Team captain...All-ACC honorable mention...Blocked for an offense that averaged 35.2 points per game (3rd in the ACC), 468.2 total yards per game (4th in the ACC), including 212.5 rushing yards per game (2nd in the ACC)...Played 737 snaps, including a season-high 84 vs. Wake Forest.
- » In 2020, started all 10 games in which he played – 7 at left guard, 2 at right tackle, one at left tackle...Missed the first 2 games of the season vs. Syracuse and Boston College...Selected 3rd-team All-ACC...ACC Offensive Lineman of the Week (12/14)...Blocked for an offense that averaged 41.7 points per game (2nd in the ACC), a school record 537.3 yards per game (first in the ACC), including 301.4 passing yards and 235.8 rushing yards a game (both 2nd in the ACC)...Played 657 snaps, including a season-high 89 at Florida State.
- » As a redshirt freshman in 2019, played in all 13 games with 7 starts – 6 at left guard, one at left tackle...Named to ACC All-Academic Team...Blocked for an offense that averaged 474.0 yards per game (2nd in the ACC), including 285.8 passing yards per game (3rd in the ACC)...Made first career start at left tackle vs. Appalachian State and played a season-high 84 snaps...Started the final 5 games of the season at left guard.
- » In 2018, made one appearance vs. the Western Carolina game and ended up redshirting.

PERSONAL

- » Graduated in December 2021 with a degree in sports administration...Grew up outside of Atlanta after his mother (Fehintola) moved to the United States from Nigeria in 1999 when she was pregnant with him...Developed an early love for basketball and soccer and didn't play football until high school...Attended Archer High School in Lawrenceville, Ga., where he joined the football team as a freshman, initially on the defensive line...Moved to the offensive line as a sophomore...As a junior, became the starting right tackle before moving to left tackle as a senior in 2017, when he earned all-county honors and leading Archer to a 12-1 record, a conference title and to the Georgia 7A state quarterfinals...Son of Raphael and Fehintola Ezeudu.

EZEUDU'S COLLEGE GAMES PLAYED/STARTED STATISTICS				
DATE	TEAM	GP	GS	
2018	UNC	-	-	Redshirted
2019	UNC	13	7	(6 LG, 1 LT)
2020	UNC	10	10	(7 LG, 2 RT, 1 LT)
2021	UNC	12	11	(7 LG, 4 LT)
COLLEGE TOTALS		36	28	



JON FELICIANO
GUARD
 HEIGHT: 6-4
 WEIGHT: 325
 COLLEGE: MIAMI
 HOW ACQUIRED: FA-'22
 NFL EXP.: 8TH YEAR
 GIANTS EXP.: 1ST YEAR


76

[fuh-LEE-see-ah-no]

TRANSACTIONS

- » Originally a 4th-round (128th pick overall) draft choice by the Oakland Raiders in 2015...Signed as a free agent by the Buffalo Bills on March 13, 2019...Released by Buffalo on March 10, 2022...Signed as a free agent by the Giants on March 15, 2022.

CAREER HIGHLIGHTS

- » Feliciano has played in 82 regular-season games with 39 starts and in 7 postseason games with 4 starts in 7 seasons with the Raiders (2015-18) and Bills (2019-21)...Has started 26 games at right guard, 11 at left guard and 2 at center in the regular season and made all 4 of his postseason starts at right guard.
- » In 2021, played in 9 regular-season games with 6 starts and in 2 postseason games...Started 5 games at left guard and one at right guard for an offense that finished 3rd in the NFL in scoring (28.4 points-per-game) and 5th in yards (381.9 a game)...On injured reserve with a calf injury from Nov. 6-Dec. 11.
- » In 2020, started all 9 regular-season games and all 3 postseason games in which he played, including the AFC Championship Game...Started 5 games at right guard and 2 apiece at left guard and center in the regular season and 3 in the playoffs at right guard...Made his season debut vs. New England (11/1) after suffering shoulder and pectoral injuries.
- » In 2019, started all 16 regular-season games and the AFC Wild Card Game at right guard...Recovered a fumble at the one-yard line leading to a Bills touchdown at Cleveland (11/10).
- » In his final season with the Raiders in 2018, played in 13 games with 4 starts at left guard.
- » In 2017, played in 13 games, including a start vs. Baltimore (10/8).
- » In 2016, played in all 16 games and in the AFC Wild Card Game.
- » As a rookie in 2015, played in 6 games with 3 starts at right guard...Made his NFL debut at Detroit (11/22)...Started for the first time vs. Green Bay (12/20).

COLLEGE

- » Played in 48 games with 46 starts in 4 seasons at Miami...Honorable mention All-ACC in each of his final 3 seasons...As a senior in 2014, he started all 13 games – the first 5 and final 4 at left guard, 3 at right tackle and one at left tackle...Helped the Hurricanes average 431.0 yards of total offense and 29.9 points per game...In 2013, made 11 starts at left guard and 2 at right tackle...In 2012, started all 12 games at left guard...In his first season of collegiate action in 2011, played in 10 games with 2 starts...Suffered a left ankle sprain at midseason but returned to start 2 of the final 3...Redshirted in 2010.

PERSONAL

- » Married to Shannon...They have a daughter, Shawn Cole...Graduated with a degree in Finance in May, 2014...Was the Bills' 2020 Ed Block Courage Award recipient...Starred at Western High School in (Davie, Fla.), where he selected first-team All-Broward County by Sun Sentinel.

JON FELICIANO'S NFL REGULAR SEASON STATISTICS

DATE	TEAM	GP	GS
2015	Raiders	6	3
2016	Raiders	16	0
2017	Raiders	13	1
2018	Raiders	13	4
2019	Bills	16	16
2020	Bills	9	9
2021	Bills	9	6
NFL TOTALS		82	39

JON FELICIANO'S NFL POSTSEASON STATISTICS

DATE	TEAM	GP	GS
2016	Raiders	1	0
2019	Bills	1	1
2020	Bills	3	3
2021	Bills	2	0
NFL TOTALS		7	4



COR'DALE FLOTT

CORNERBACK

HEIGHT: 6-2
WEIGHT: 170
COLLEGE: LSU
HOW ACQUIRED: D3-'22
NFL EXP.: R
GIANTS EXP.: R



28

(cor-dale)

TRANSACTIONS

- » Originally a 3rd-round (81st pick overall) draft choice by the Giants in 2022.


CAREER HIGHLIGHTS

- » Flott played in 35 games with 21 starts in 3 seasons at LSU...Collected 99 tackles (68 solo), 5.5 stops for loss, 12 passes defended, one interception and 2 forced fumbles...Played outside on the corner, in the slot and at safety.
- » In 2021, played in 11 games with 10 starts...Finished with 41 tackles (28 solo), one interception and 4 passes defended...Tied his season-high with 8 tackles and got first career interception in a victory at Mississippi State...Added one forced fumble that led to a first quarter touchdown for the Tigers...Followed with 6 tackles and a pass breakup vs. Auburn...Tallied 6 tackles vs. Arkansas.
- » As a sophomore in 2020, started all 10 games...Joined Ali Gaye and Jacoby Stevens as the only LSU defenders to start every game...Recorded a career-high 43 tackles (31 solo), 4.5 tackles for loss, 4 pass breakups and one forced fumble...Opened season with 7 tackles vs. Mississippi State...The following week, had 4 tackles, including a pair of tackles for 11-yards in losses, vs. Vanderbilt...Other tackles for losses were against Missouri and Texas A&M...Against the Aggies, had career-best 8 tackles and 2 pass breakups...Forced a fumble to go with five tackles and a tackle for loss vs. Missouri.
- » In 2019, played in 14 games with one start as a true freshman for a Tigers team that won the national championship...Had 15 tackles (9 solo), 4 passes defended and one quarterback hurry...Start came at the nickel position and contributed 5 tackles vs. Ole Miss...Broke up passes against Northwestern State, Alabama, Ole Miss and Arkansas...Played in the national championship game vs. Clemson.


PERSONAL

- » Three-year starter for Saraland (Ala.) High School...As a senior in 2018, played wide receiver and cornerback and helped his team compile a 13-2 record and advance to the Alabama Class 6A State Championship Game...Recorded 31 tackles, 3 forced fumbles, 6 pass six pass breakups and one interception...Added 180 yards and 2 touchdowns on 12 carries and 28 receptions for 502 yards and one score...In 2017, compiled 54 tackles, 20 pass breakups and 2 interceptions...Invited to play in the Alabama- Mississippi All-Star Game...Has an older brother and a sister...Brother (Wydale) was a cornerback at Southern Mississippi...Initially committed to Auburn before flipping to LSU.

FLOTT'S COLLEGE DEFENSIVE STATISTICS												
DATE	TEAM	GP	GS	TACKLES				INTERCEPTIONS			FUMBLES	
				T	A	TOT	TFL	NO	PD		FF	FR
2018	LSU	14	1	9	6	15	0.0	0	4		0	0
2019	LSU	10	10	31	12	43	4.5	0	4		1	0
2020	LSU	11	10	28	13	41	1.0	1	4		1	0
COLLEGE TOTALS		35	21	68	31	99	5.5	1	12		2	0



ROBERT FOSTER
WIDE RECEIVER
 HEIGHT: 6-2
 WEIGHT: 194
 COLLEGE: ALABAMA
 HOW ACQUIRED: FA-'22
 NFL EXP.: 4TH YEAR
 GIANTS EXP.: 1ST YEAR



TRANSACTIONS

- » Originally signed as a rookie free agent by the Buffalo Bills on May 11, 2018...Waived by Buffalo on Oct. 18, 2018...Signed to Buffalo's practice squad on Oct. 20, 2018 and to the active roster on Nov. 10, 2018...Waived by Buffalo on Sept. 5, 2020...Signed to the Green Bay Packers' practice squad on Sept. 9, 2020...Signed by the Washington Football Team on Oct. 22, 2020...Signed as a free agent by the Miami Dolphins on March 17, 2021...Released by Miami on Aug. 30, 2021...Signed to the Dallas Cowboys' practice squad on Sept. 13, 2021 and to the roster on Jan. 17, 2022...Released by Dallas on March 11, 2022...Signed as a free agent by the Giants on March 14, 2022.

CAREER HIGHLIGHTS

- » Foster has played in 30 regular-season games with 7 starts for Buffalo (2018-19) and Washington (2020)...Totals include 32 receptions for 642 yards (20.1-yard avg.) and 3 touchdowns, plus 2 rushing attempts for 29 yards...Did not have a catch in his only postseason game (with Washington).
- » In 2021, spent most of the season on the Cowboys' practice squad and did not play in a game.
- » In 2020, played in 4 games with 2 starts and the NFC Wild Card Game for Washington...Inactive for 6 games...Spent 6 games on Green Bay's practice squad...Caught 2 passes for 37 yards and assisted on one special teams tackle...Started vs. Seattle (12/20) and caught one pass for 9 yards and vs. Carolina (12/27) and had one reception for 28 yards.
- » In 2019, played in 13 games with 2 starts for Buffalo...Inactive for 3 games as well as the AFC Wild Card Game...Caught 3 passes for 64 yards, ran twice for 29 yards and had 4 special teams tackles...Had a 20-yard reception at Cleveland (11/10), a 24-yarder and a 22-yard run vs. Denver (11/24) and a 20-yarder and a 7-yard rush at Dallas (11/28).
- » In 2018, played in 13 games with 3 starts...Spent 3 games on Buffalo's practice squad...Finished with career-high totals of 27 receptions for 541 yards and 3 touchdowns...Had three 100-yard games...Did not have a catch in his NFL debut at Baltimore (9/9)...Caught his first 2 passes, for 39 yards, vs. the Chargers (9/16)...Recorded his first 100-yard game in his first start with 3 receptions for 105 yards at the Jets (11/11)...Scored his first touchdown on a career-long 75-yard catch vs. Jacksonville (11/25)...Posted consecutive 100-yard games with a career-high 7 receptions for 104 yards vs. the Jets (12/9) and 4 catches for a career-high 108 yards, including a 42-yard touchdown, vs. Detroit (12/16)...Scored on a 5-yard throw from Jared Allen while catching 4 passes for 21 yards vs. Miami (12/30).

COLLEGE

- » Four-year letterman and one-year starter at Alabama...Played in 36 games with 16 starts and caught 35 passes for 389 yards (11.1-yard avg.) and 3 touchdowns...As a senior in 2017, played in 14 games with 13 starts and had 14 receptions for 174 yards (12.4-yard avg.) and one 12-yard carry...In 2016, played in 10 games and caught 5 passes for 55 yards and had one carry for minus-5 yards...In 2015, started 3 games and finished with 10 receptions for 116 yards and 2 touchdowns...In 2014, played in 9 games and had 6 catches for 44 yards...Redshirted in 2013.

PERSONAL

- » Health communications major...Played at Central Valley High School in Monaca, Pa...As a senior in 2012, selected all-state after totaling 45 receptions for 756 yards and 14 touchdowns and rushing for 549 yards and 12 scores...Also had 67 tackles, 4 interceptions and 12 passes defended...In 2011, received all-state honors...Caught 37 passes 584 yards and 5 touchdowns and ran for 419 yards and 2 scores...In 2010, had 25 receptions for 520 yards and 7 touchdowns and ran for 406 rushing yards and 3 scores...Also played basketball.

ROBERT FOSTER'S NFL REGULAR SEASON RUSHING/RECEIVING STATISTICS

DATE	TEAM	GP	GS	RECEIVING					RUSHING				
				NO.	YDS.	AVG.	LG	TD	NO.	YDS.	AVG.	LG	TD
2018	Bills	13	3	27	541	20.0	75T	3	0	0	0.0	0	0
2019	Bills	13	2	3	64	21.3	24	0	2	29	14.5	22	0
2020	Packers	0	0	0	0	0.0	0	0	0	0	0.0	0	0
Went from Green Bay to Washington.													
2020	Commanders	4	2	2	37	18.5	28	0	0	0	0.0	0	0
2020	TOTAL	4	2	2	37	18.5	28	0	0	0	0.0	0	0
2021	Dolphins	0	0	0	0	0.0	0	0	0	0	0.0	0	0
Went from Miami to Dallas.													
2021	Cowboys	0	0	0	0	0.0	0	0	0	0	0.0	0	0
2021	TOTAL	0	0	0	0	0.0	0	0	0	0	0.0	0	0
NFL TOTALS		30	7	32	642	20.1	75T	3	2	29	14.5	22	0

ROBERT FOSTER'S NFL POSTSEASON RUSHING/RECEIVING STATISTICS

DATE	TEAM	GP	GS	RECEIVING				TD	RUSHING				TB
				NO.	YDS.	AVG.	LG		NO.	YDS.	AVG.	LG	
2019	Bills	0	0	0	0	0.0	0	0	0	0	0.0	0	0
2020	Commanders	1	0	0	0	0.0	0	0	0	0	0.0	0	0
2021	Cowboys	0	0	0	0	0.0	0	0	0	0	0.0	0	0
NFL TOTALS		1	0	0	0	0.0	0	0	0	0	0.0	0	0

SINGLE-GAME HIGHS: RUSHING/RECEIVING

Rush Attempts	1 at Dallas Cowboys, Nov 28, 2019 1 vs. Denver Broncos, Nov 24, 2019	Longest Receptions	75t vs. Jacksonville Jaguars, Nov 25, 2018 47 at New York Jets, Nov 11, 2018 43 at New York Jets, Nov 11, 2018 42t vs. Detroit Lions, Dec 16, 2018 38 vs. New York Jets, Dec 09, 2018
Rushing Yards	22 vs. Denver Broncos, Nov 24, 2019 7 at Dallas Cowboys, Nov 28, 2019	Receiving TDs	1 vs. Miami Dolphins, Dec 30, 2018 1 vs. Detroit Lions, Dec 16, 2018 1 vs. Jacksonville Jaguars, Nov 25, 2018
Longest Runs	22 vs. Denver Broncos, Nov 24, 2019 7 at Dallas Cowboys, Nov 28, 2019	All-Purpose Yards	108 vs. Detroit Lions, Dec 16, 2018 105 at New York Jets, Nov 11, 2018 104 vs. New York Jets, Dec 09, 2018 94 vs. Jacksonville Jaguars, Nov 25, 2018
Receptions	7 vs. New York Jets, Dec 09, 2018 4 vs. Miami Dolphins, Dec 30, 2018 4 at New England Patriots, Dec 23, 2018 4 vs. Detroit Lions, Dec 16, 2018 3 at New York Jets, Nov 11, 2018	Special Teams Tackles	52 at New England Patriots, Dec 23, 2018 2 at New England Patriots, Dec 21, 2019 1 at San Francisco 49ers, Dec 13, 2020 1 vs. New York Jets, Dec 29, 2019 1 vs. Washington Redskins, Nov 03, 2019 ...1 more at 1.
Receiving Yards	108 vs. Detroit Lions, Dec 16, 2018 105 at New York Jets, Nov 11, 2018 104 vs. New York Jets, Dec 09, 2018 94 vs. Jacksonville Jaguars, Nov 25, 2018 52 at New England Patriots, Dec 23, 2018	Most TDs	1 vs. Miami Dolphins, Dec 30, 2018 1 vs. Detroit Lions, Dec 16, 2018 1 vs. Jacksonville Jaguars, Nov 25, 2018
Receiving Average	35.0 at New York Jets, Nov 11, 2018 27.0 vs. Detroit Lions, Dec 16, 2018 14.9 vs. New York Jets, Dec 09, 2018 13.0 at New England Patriots, Dec 23, 2018 5.3 vs. Miami Dolphins, Dec 30, 2018	Miscellaneous Tackles	1 vs. New York Jets, Dec 29, 2019 1 at New England Patriots, Dec 23, 2018 1 vs. New York Jets, Dec 09, 2018

100-YARD RECEIVING GAMES (3): REGULAR SEASON

DATE	TEAM	NO.	YDS.	AVG.	LG	TB
11/11/18	at Jets	3	105	35.0	47	0
12/09/18	JETS	7	104	14.9	38	0
12/16/18	LIONS	4	108	27.0	42t	1



- » Pro Bowl: 2017
- » NFC Special Teams Player of the Month: November 2015; October 2018
- » NFC Special Teams Player of the Week: 2010 Week 16; 2018 Week 5; 2020 Week 9; 2021 Week 7

TRANSACTIONS

- » Originally signed as a rookie free agent by the Baltimore Ravens on May 8, 2009)...Waived by Baltimore on Sept. 5, 2009)...Signed as a free agent by Washington on Dec. 8, 2009...Waived by Washington on Aug. 28, 2012...Signed as a free agent by Carolina on Nov. 21, 2012...Released by Carolina on July 30, 2020...Signed as a free agent by the Giants on Aug. 19, 2020.

CAREER HIGHLIGHTS

- » Gano twice kicked last-second field goals that enabled the Panthers to defeat the Giants...On Oct. 7, 2018, he booted the longest field goal by an opponent in Giants history, a 63-yarder with one second remaining that gave Carolina a 33-31 victory in Charlotte...It is 2 yards longer than any other field goal ever kicked against the Giants (61 yards by Philadelphia's Jake Elliott on Sept. 24, 2017). In addition, it is one of 6 kicks tied for the 3rd-longest field goal in NFL history, it was then the longest game-winning field-goal in league history and was the longest field goal in Panthers history. The only longer field goals kicked were by Baltimore's Justin Tucker at Detroit in Week 3 of the 2021 season (66 yards) and Denver's Matt Prater vs. Tennessee in Week 14 of the 2013 season (64 yards).
- » On Dec. 20, 2015, Gano kicked a 43-yard field goal as time expired gave the Panthers a 38-35 victory in MetLife Stadium.
- » Gano has played in 167 regular-season and 7 postseason games...He has made 284 of 338 field goal attempts (84.0%) and 344 of 361 extra point tries (95.3%) in the regular season and 12 of 15 field goal attempts (80.0%) and all 18 PATs in the playoffs...Has scored 1,196 regular-season points and exceeded 100 points in each of the 9 seasons in which he played at least 16 games...The 1,196 points placed him 8th among active players at the end of the 2021 season.
- » Gano has made 32 of 51 career attempts (62.7%) from 50+ yards...He has touchbacks on 60.7% of his regular-season kickoffs (494 of 814)...Gano was a Pro Bowler in 2017, a 2-time NFC Special Teams Player of the Month and 4-time conference Player of the Week...Ranks 2nd to John Kasay in Panthers history with 742 points (165 field goals, 247 PATs).
- » In 2021, Gano played in all 17 games and made 29 of 33 attempts (87.9%) and 17 of 17 extra points attempts (100.0%) for 104 points, his 9th 100-point season...Converted a Giants-record 7 from at least 50 yards (on 10 attempts), breaking the team mark of 5 he set in 2020...His 12 field goals of 50+ yards is also a franchise record, surpassing Joe Danelo's previous mark of 9...Gano entered the season having made 30 consecutive field goals attempts and he extended his streak to 37 before finally missing in Week 4...His 37 straight field goals were tied for the 4th-most in NFL history and were 7 fewer than Adam Vinatieri's record of 44.
- » Converted a career-high 5 field goals at Washington (9/16), including 2 from 50+ yards...His 5 field goals made were tied for the most made in a game by a kicker in 2021...Made 2 field goals vs. Atlanta (9/26), increasing his consecutive successes to 37...Missed his first attempt since Sept. 20, 2020 at Chicago when he was wide left on a 35-yard try at New Orleans (10/3)...Later made field goals of 23 and 48 yards in an overtime victory.
- » Kicked 2 field goals from 51 yards at Dallas (10/10) to tie Danelo's franchise record for the most made 50+ yard field goals...Earned NFC Player of the Week honors vs. Carolina (10/24) when he made field goals of 49, 53 and 44 yards...His 53-yard field goal was his franchise-record 10th from 50+ yards...Converted all 3 of his 3 field goal attempts vs. Las Vegas (11/1)...Made 3 of 4 tries, including a 51-yarder at Miami (12/3)...Gano has kicked 3 or more field goals in a game 45 times in his career...Made his final 4 field goal attempts of the season: 2 vs. Dallas (12/19), a 54-yarder at Philadelphia (12/26) and one at Chicago (1/2).
- » In his first season with the Giants in 2020, Gano had one of the finest seasons of his career and by a Giants kicker...Made 31 of 32 attempts, a .9687 percentage that is the second highest in Giants history...In 2018, Aldrick Rosas made 32 of 33 attempts, a success rate of .9696...Gano's .9687 percentage was the highest among the 21 NFL kickers who attempted at least 25 field goals in 2020.
- » Gano's only miss was on a 57-yard try at Chicago (9/20)...Had he made it, Gano would be the only kicker in NFL history with the longest field goal for a franchise and the longest 3-pointer against that same team...After the miss, he made his next 30 field goal attempts, breaking Josh Brown's previous team record of 29 from 2014-15.
- » The record-setter was a 50-yard field goal with 6:27 remaining in the 4th quarter vs. Dallas (1/3)...It was Gano's 5th field goal of the season of 50 or more yards, including 4 vs. the Cowboys, which was a franchise single-season record...Brown (2014) and Rosas (2018) each had 4.
- » Gano kicked field goals of 52, 42 and 47 yards vs. San Francisco (9/27) to become the 2nd kicker in Giants history with 3 field goals longer than 40 yards in a regular-season game...On Dec. 22, 2013 in Detroit, Brown kicked field goals of 41, 52 and 45 yards to become the first Giants kicker to accomplish the feat.
- » Gano tied an NFL record by becoming the first player in Giants history to kick 3 field goals of 50 or more yards in a game at Dallas (10/11)...He kicked field goals of 55, 50 and 54 yards, plus a 28-yarder...Gano was one of 3 players in 2020 and is one of 13 in NFL history to kick three 50+ yard field goals in a game...The others in 2020 were Tennessee's Stephen Gostkowski (51, 54 and 55 at Minnesota on Sept. 27) and Buffalo's Tyler Bass (54, 55, 58 at Arizona on Nov. 15).
- » Gano's 55-yarder was the Giants' longest field goal since Rosas' team-record 57-yarder vs. Chicago on Dec. 2, 2018...Gano's kick is tied with Danelo's 55-yarder vs. New Orleans on Sept. 20, 1981 for the 3rd-longest in Giants history...Ali Haji-Sheikh kicked 56-yard field goals vs. Green Bay on Sept. 26, 1981 and at Detroit on Nov. 7, 1983.
- » The only other Giants kicker with multiple 50-yarders in a game is Raul Allegre, who booted field goals of 53 and 52 yards at Philadelphia on Nov. 15, 1987.
- » Gano missed more extra points (2) than field goal attempts (one) in 2020, when he made 21 of 23 PATs.
- » Received his 3rd career NFC Special Teams Player of the Week award for his contributions to the team's victory in Washington (11/8), where he kicked field goals of 38, 48 and 42 yards and 3 of his 6 kickoffs were touchbacks.
- » In 2019, Gano did not play football because of an injury he suffered in practice to his left (plant) leg the previous year.

- » In 2018, Gano played in 12 games for Carolina before going on injured reserve...Converted 30 of 33 PAT attempts and 14 of 16 field goal tries for 72 points, his first sub 100-point season since 2012, his first year with the Panthers...Kicked 3 extra points and a season-high 4 field goals, including a game-winning, franchise-record 63-yarder vs. the Giants (10/7), a performance that earned him the NFC Special Teams Player of the Week and NFC Special Teams Player of the Month for October.
- » In 2017, played in all 16 regular-season games and one postseason game...Converted 29 of 30 field goal attempts for a then career high 96.7%...Turned 70 of 83 kickoffs into touchbacks, a career-best and franchise-record 84.8%...Scored 121 total points (29 field goals, 34 PATs), his 5th consecutive 100-point season...Set a career-high with 6 extra points vs. Miami (11/13)...Converted 4 of 5 field goal attempts in one postseason game, including a career and franchise playoff-long 58-yarder in an NFC Wild Card Game at New Orleans (1/7).
- » In 2016, finished with 121 points...Kicked 30 field goals for the 2nd consecutive season (in 38 tries)...Scored 4 points vs. Minnesota (9/25) to pass Steve Smith (454 from 2001-13) for 2nd place on the Panthers' career scoring list...Set career high with 16 points (4 field goals and 4 PATs) vs. San Francisco (9/18)...Took over punting duties for an injured Andy Lee vs. Kansas City (11/13)...Punted 4 times for 180 yards with a long of 54.
- » In 2015, tied for 2nd in the NFL with a Carolina-record 146 points...Kicked 30 field goals (in 36 attempts), the 5th-highest total in the NFL and the third-most in a single season in Panthers history...Added a career-high 56 extra points on 59 attempts...Named NFC Special Teams Player of the Month for November after leading the NFL in scoring (62 points) and field goals (15)...Kicked 2 game-winning field goals, a 52-yarder in overtime vs. Indianapolis (11/2) and a 43-yarder as time expired vs. the Giants (12/20)...Scored a career postseason high 22 points with 4 field goals and 10 extra points in 3 games...Booted a 39-yard field goal and one extra point in the Panthers' loss to Denver in Super Bowl 50.
- » In 2014, made 29 of 35 (82.9%) field goal attempts and all 34 extra point tries for a team-leading 121 points.
- » In 2013, played in all 16 games for Carolina for the first time...Converted 24 of 27 (88.9%) field goal attempts and all 42 extra point tries for a team-leading 114 points...Set a franchise record and tied for the NFL lead with 6 field goals of 50 yards or more...Led the NFL with a 79.7 touchback percentage (63 of 79).
- » In 2012, played in 6 games in his first season with the Panthers...Finished 2nd on the team with 47 points...Kicked a 23-yard field goal in his Carolina debut at Philadelphia (11/26).
- » In 2011, played in 16 games in his final season in Washington and led the team with 118 points...His 31 field goals (in 41 attempts) equaled the 2nd-most in franchise history...Tied the team record with 4 field goals of 50 or more yards...Booted a then-franchise record and career-long 59-yard field goal vs. San Francisco (11/6).
- » In 2010, hit 24 of 35 field goal attempts and all 28 PATs for 100 points, his first time hitting that mark...Tied the NFL record for the most overtime field goals in a season with 3...Named NFC Special Teams Player of the Week in Week 16 after kicking 2 extra points and 2 field goals, including the game-winning 31-yarder in overtime, at Jacksonville (12/26).
- » In his first NFL season in 2009, played in 4 games for Washington and made all 4 of his field goal attempts and 6 of 7 extra point tries for 18 points...Kicked 2 field goals, including a season-long 46-yarder, in his NFL debut at Oakland (12/13/09).

COLLEGE

- » Gano was inducted into the Florida State Athletics Hall of Fame in 2022...Played in 40 games at FSU...Served as Seminoles' placekicker for just one season...In 2008, earned the Lou Groza Award as the nation's top kicker and 2nd-team All-America honors as a senior in 2008...Converted 24 of 26 field goal attempts, including 18 in a row, with a long of 53 yards...Finished first in the Football Bowl Subdivision with 24 field goals, 92.3 percent conversion rate and 5 field goals of 50 yards or more despite not playing in the first 2 games after tearing the meniscus in his right knee 2 weeks prior to the opener...Only two misses were from 50 and 52 yards...Led the nation's kickers and Atlantic Coast Conference in scoring with 105 points...Handled punting duties for three seasons...Averaged 42.1 yards on 148 punts with a long of 64 yards.

OFF-THE-FIELD ACTIVITY

- » Teamed up with the NYPD-led Far Rockaway Giants during the 2021 season to improve police-community relations and education through flag football in Far Rockaway, Queens.

PERSONAL

- » Graham and his wife, Brittany, have 5 children: Bryson, Ryder, Kayden, Riley and Brynlee...Carolina Ed Block Courage Award Winner in 2017...Majored in criminology at Florida State...Attended J.M. Tate High School in Cantonment, Fla.

GRAHAM GANO'S NFL REGULAR SEASON KICKING STATISTICS

DATE	TEAM	GP	FGM	FGA	PCT.	LG	XP	XPA	PCT.	BLK	PTS
2009	Commanders	4	4	4	100.0	46	6	7	85.7	0	18
2010	Commanders	16	24	35	68.6	49	28	28	100.0	1	100
2011	Commanders	16	31	41	75.6	59	25	26	96.2	5	118
2012	Panthers	6	9	11	81.8	51	20	21	95.2	0	47
2013	Panthers	16	24	27	88.9	55	42	42	100.0	1	114
2014	Panthers	16	29	35	82.9	53	34	34	100.0	1	121
2015	Panthers	16	30	36	83.3	52	56	59	94.9	4	146
2016	Panthers	16	30	38	78.9	54	31	34	91.2	0	121
2017	Panthers	16	29	30	96.7	48	34	37	91.9	0	121
2018	Panthers	12	14	17	82.4	63	30	33	90.9	0	72
2019	Panthers	0	0	0	0.0	0	0	0	0.0	0	0
2020	Panthers	0	0	0	0.0	0	0	0	0.0	0	0
Went from Carolina to N.Y. Giants.											
2020	Giants	1	31	32	96.9	55	21	23	91.3	0	114
2020	TOTAL	1	31	32	96.9	55	21	23	91.3	0	114
2021	Giants	17	29	33	87.9	55	17	17	100.0	0	104
NFL TOTALS		152	284	339	83.8	63	344	361	95.3	12	1,196

GRAHAM GANO'S NFL POSTSEASON KICKING STATISTICS

DATE	TEAM	GP	FGM	FGA	PCT.	LG	XP	XPA	PCT.	BK	PTS
2013	Panthers	1	1	1	100.0	24	1	1	100.0	0	4
2014	Panthers	2	3	4	75.0	47	5	5	100.0	0	14
2015	Panthers	3	4	5	80.0	48	10	10	100.0	0	22
2017	Panthers	1	4	5	80.0	58	2	2	100.0	0	14
NFL TOTALS		7	12	15	80.0	58	18	18	100.0	0	54

GRAHAM GANO'S NFL REGULAR SEASON FIELD-GOAL ACCURACY STATISTICS

DATE	TEAM	1-19	PCT.	20-29	PCT.	30-39	PCT.	40-49	PCT.	50+	PCT.
2009	Commanders	0-0	0.0	2-2	100.0	0-0	0.0	2-2	100.0	0-0	0.0
2010	Commanders	1-1	100.0	8-10	80.0	4-7	57.1	11-14	78.6	0-3	0.0
2011	Commanders	0-0	0.0	14-15	93.3	5-9	55.6	8-11	72.7	4-6	66.7
2012	Panthers	0-0	0.0	3-3	100.0	3-3	100.0	2-3	66.7	1-2	50.0
2013	Panthers	0-0	0.0	9-9	100.0	4-5	80.0	5-7	71.4	6-6	100.0
2014	Panthers	0-0	0.0	7-7	100.0	12-13	92.3	9-12	75.0	1-3	33.3
2015	Panthers	1-1	100.0	10-10	100.0	4-5	80.0	13-16	81.3	2-4	50.0
2016	Panthers	0-0	0.0	4-4	100.0	9-11	81.8	14-17	82.4	3-6	50.0
2017	Panthers	0-0	0.0	8-8	100.0	11-11	100.0	10-10	100.0	0-1	0.0
2018	Panthers	0-0	0.0	3-3	100.0	4-5	80.0	4-4	100.0	3-4	75.0
2019	Panthers	0-0	0.0	0-0	0.0	0-0	0.0	0-0	0.0	0-0	0.0
2020	Panthers	0-0	0.0	0-0	0.0	0-0	0.0	0-0	0.0	0-0	0.0
Went from Carolina to N.Y. Giants.											
2020	Giants	0-0	0.0	4-4	100.0	13-13	100.0	9-9	100.0	5-6	83.3
2020	TOTAL	0-0	0.0	4-4	100.0	13-13	100.0	9-9	100.0	5-6	83.3
2021	Giants	0-0	0.0	5-5	100.0	12-13	92.3	5-5	100.0	7-10	70.0
NFL TOTALS		2-2	100.0	77-80	96.3	81-95	85.3	92-110	83.6	32-51	62.7

GRAHAM GANO'S NFL POSTSEASON FIELD-GOAL ACCURACY STATISTICS

DATE	TEAM	1-19	PCT.	20-29	PCT.	30-39	PCT.	40-49	PCT.	50+	PCT.
2013	Panthers	0-0	0.0	1-1	100.0	0-0	0.0	0-0	0.0	0-0	0.0
2014	Panthers	0-0	0.0	0-0	0.0	2-2	100.0	1-2	50.0	0-0	0.0
2015	Panthers	0-0	0.0	1-1	100.0	1-1	100.0	2-3	66.7	0-0	0.0
2017	Panthers	0-0	0.0	2-3	66.7	1-1	100.0	0-0	0.0	1-1	100.0
NFL TOTALS		0-0	0.0	4-5	80.0	4-4	100.0	3-5	60.0	1-1	100.0

GANO'S REGULAR SEASON TOUCHBACKS STATISTICS

DATE	TEAM	KO	TB	PCT.
2009	WAS	16	3	18.8
2010	WAS	71	9	12.7
2011	WAS	70	32	45.7
2012	CAR	35	20	57.1
2013	CAR	79	63	79.7
2014	CAR	79	61	77.2
2015	CAR	102	69	67.6
2016	CAR	85	63	74.1
2017	CAR	82	70	85.4
2018	CAR	61	47	77.0
2020	NYG	70	30	42.9
2021	NYG	64	27	42.2
NFL TOTALS		814	494	60.7

GANO'S POSTSEASON TOUCHBACKS STATISTICS

DATE	TEAM	KO	TB	PCT.
2013	CAR	3	3	100.0
2014	CAR	9	5	55.6
2015	CAR	18	11	61.1
2017	CAR	6	6	69.5
NFL TOTALS		36	25	

SINGLE-GAME HIGHS: KICKER

Field Goals Made	5 at Washington Football Team, Sep 16, 2021 4 at Cincinnati Bengals, Nov 29, 2020 4 at Dallas Cowboys, Oct 11, 2020 4 vs. New York Giants, Oct 07, 2018 ...8 more at 4.	Points	17 at Washington Football Team, Sep 16, 2021 16 vs. San Francisco 49ers, Sep 18, 2016 15 vs. New York Giants, Oct 07, 2018 15 at Dallas Cowboys, Nov 26, 2015 14 at Dallas Cowboys, Oct 11, 2020 ...5 more at 14.
Field Goal Attempts	6 at Tennessee Titans, Nov 21, 2010 5 at Washington Football Team, Sep 16, 2021 5 at Washington Redskins, Dec 19, 2016 5 at Dallas Cowboys, Nov 26, 2015 ...2 more at 5.	Special Teams Tackles	2 vs. Minnesota Vikings, Dec 24, 2011 1 at Philadelphia Eagles, Oct 22, 2020 1 at Seattle Seahawks, Dec 04, 2016 1 vs. Kansas City Chiefs, Nov 13, 2016 ...10 more at 1.
Longest Field Goals Made	63 vs. New York Giants, Oct 07, 2018 59 vs. San Francisco 49ers, Nov 06, 2011 55 at Washington Football Team, Sep 16, 2021 55 at Dallas Cowboys, Oct 11, 2020 55 vs. Atlanta Falcons, Nov 03, 2013	Kickoff Average	70.3 at Oakland Raiders, Dec 13, 2009 69.1 vs. Houston Texans, Sep 19, 2010 68.7 at Tennessee Titans, Nov 21, 2010 68.3 at Atlanta Falcons, Dec 28, 2014 68.2 vs. Philadelphia Eagles, Nov 15, 2010
Longest Field Goals Attempt	58 at Tampa Bay Buccaneers, Jan 01, 2017 57 at Chicago Bears, Sep 20, 2020 56 at Miami Dolphins, Dec 05, 2021 55 at Detroit Lions, Oct 08, 2017 54 at Dallas Cowboys, Oct 10, 2021 ...2 more at 54.	Extra Point Attempt Percentage	100.0 vs. Tampa Bay Buccaneers, Nov 04, 2018 100.0 vs. Miami Dolphins, Nov 13, 2017 100.0 vs. Tampa Bay Buccaneers, Jan 03, 2016 ...7 more at 100.0.
PATs Made	6 vs. Tampa Bay Buccaneers, Nov 04, 2018 6 vs. Miami Dolphins, Nov 13, 2017 5 vs. Tampa Bay Buccaneers, Jan 03, 2016 5 at New York Giants, Dec 20, 2015 ...7 more at 5.	Field Goal Percentage	100.0 at Washington Football Team, Sep 16, 2021 100.0 at Cincinnati Bengals, Nov 29, 2020 100.0 at Dallas Cowboys, Oct 11, 2020 ...6 more at 100.0.
PAT Attempts	6 vs. Tampa Bay Buccaneers, Nov 04, 2018 6 vs. Miami Dolphins, Nov 13, 2017 6 at New Orleans Saints, Dec 06, 2015 5 vs. San Francisco 49ers, Sep 18, 2016 ...8 more at 5.		

SINGLE-GAME HIGHS - POSTSEASON: KICKER

Field Goals Made	4 at New Orleans Saints, Jan 07, 2018 2 vs. Arizona Cardinals, Jan 24, 2016 2 vs. Arizona Cardinals, Jan 03, 2015 1 at Denver Broncos, Feb 07, 2016 1 vs. Seattle Seahawks, Jan 17, 2016 ...2 more at 1.	Points	14 at New Orleans Saints, Jan 07, 2018 11 vs. Arizona Cardinals, Jan 24, 2016 9 vs. Arizona Cardinals, Jan 03, 2015 7 vs. Seattle Seahawks, Jan 17, 2016 5 at Seattle Seahawks, Jan 10, 2015 1 vs. Arizona Cardinals, Jan 03, 2015
Field Goal Attempts	5 at New Orleans Saints, Jan 07, 2018 3 vs. Arizona Cardinals, Jan 03, 2015 2 at Denver Broncos, Feb 07, 2016 2 vs. Arizona Cardinals, Jan 24, 2016 1 vs. Seattle Seahawks, Jan 17, 2016 ...2 more at 1.	Special Teams Tackles	66.3 vs. Arizona Cardinals, Jan 24, 2016 65.5 vs. Seattle Seahawks, Jan 17, 2016 65.1 vs. Arizona Cardinals, Jan 03, 2015 65.0 at New Orleans Saints, Jan 07, 2018
Longest Field Goals Made	58 at New Orleans Saints, Jan 07, 2018 48 vs. Seattle Seahawks, Jan 17, 2016 47 vs. Arizona Cardinals, Jan 03, 2015 45 vs. Arizona Cardinals, Jan 24, 2016 39 at Denver Broncos, Feb 07, 2016	Kickoff Average	100.0 vs. Arizona Cardinals, Jan 24, 2016 80.0 at New Orleans Saints, Jan 07, 2018
Longest Field Goals Attempt	44 at Denver Broncos, Feb 07, 2016 43 vs. Arizona Cardinals, Jan 03, 2015 25 at New Orleans Saints, Jan 07, 2018	Extra Point Attempt Percentage	
PATs Made	5 vs. Arizona Cardinals, Jan 24, 2016 4 vs. Seattle Seahawks, Jan 17, 2016 3 vs. Arizona Cardinals, Jan 03, 2015 2 at New Orleans Saints, Jan 07, 2018 2 at Seattle Seahawks, Jan 10, 2015	Field Goal Percentage	
PAT Attempts	5 vs. Arizona Cardinals, Jan 24, 2016 4 vs. Seattle Seahawks, Jan 17, 2016 3 vs. Arizona Cardinals, Jan 03, 2015 2 at New Orleans Saints, Jan 07, 2018 2 at Seattle Seahawks, Jan 10, 2015		



MAX GARCIA

OFFENSIVE LINEMAN

HEIGHT: 6-4
WEIGHT: 309
COLLEGE: FLORIDA
HOW ACQUIRED: FA-'22
NFL EXP.: 8TH YEAR
GIANTS EXP.: 1ST YEAR



TRANSACTIONS

- » Originally a 4th-round (133rd pick overall) draft choice by the Denver Broncos in 2015...Signed as a free agent by the Arizona Cardinals on March 16, 2019...Signed as a free agent by the Giants on March 28, 2022.

CAREER HIGHLIGHTS

- » Garcia has played in 93 regular-season games with 52 starts and in 4 postseason games with one start...Member of the Broncos team that won Super Bowl 50 following the 2015 season...Has started 39 games at right guard, 9 at left guard and 4 at center in the regular season...Lone playoff start was at right guard...Garcia has played in all 16 games 3 times and started every game twice.
- » In 2021, played in 15 regular-season games with 11 starts and started the NFC Wild Game...Started 7 games at right guard and 4 at center...Made his first start of the season at right guard at the Rams (10/3)...Started at center for the first time at Cleveland (10/17)...Started at right guard in the wild card game at the Rams (1/17).
- » In 2020, played in 14 games as a reserve lineman and on special teams...Inactive vs. the Rams (12/6) and at the Giants (12/13)...Saw extended action on offense when Kyler Murray threw 3 touchdown passes vs. Philadelphia (12/20).
- » In 2019, played in 7 games for the Cardinals...Began the season on the Reserve/Physically Unable to Perform List while recovering from knee surgery before being activated on Nov. 6.
- » In his final season in Denver in 2018, played in 9 games with 4 starts...Began the season as a reserve...Made his first start of the season at right guard vs. the Rams (10/14)...Started the next 3 games at left guard...Tore his ACL in practice prior to Week 11 and was placed on injured reserve.
- » In 2016 and 2017, Garcia started at every game at left guard.
- » As a rookie in 2015, played in all 19 regular-season and postseason games with 5 starts...Made his NFL debut vs. Baltimore (9/13)...Started for the first time at left guard vs. New England (11/29)...The following week, he started at right guard at San Diego (12/6)...Played 3 snaps on offense and 4 on special teams in the Broncos' Super Bowl 50 victory against Carolina.

COLLEGE

- » Began his collegiate career at Maryland before transferring to Florida...Played in 39 games with 37 starts at the 2 schools...Started at left tackle and guard and center...As a senior in 2014, voted 2nd-team All-SEC after starting all 13 games at center for the Gators following an off-season transition from tackle to left guard...Twice named SEC Lineman of the week...In his first season with Florida in 2013, started all 12 games and saw action at both left tackle and guard...Redshirted in 2012...Started 12 games at left tackle for Maryland in 2011.

PERSONAL

- » Majored in Family, Youth and Community Sciences...Attended Norcross (Ga.) High School, where he was named honorable mention Class 5A All-Georgia as a senior...Also competed in the shot put and discus events and traveled to Australia in the summer of 2009 to compete in a World Track meet.

MAX GARCIA'S NFL REGULAR SEASON STATISTICS

DATE	TEAM	GP	GS
2015	Broncos	16	5
2016	Broncos	16	16
2017	Broncos	16	16
2018	Broncos	9	4
2019	Cardinals	7	0
2020	Cardinals	14	0
2021	Cardinals	15	11
NFL TOTALS		93	52

MAX GARCIA'S NFL POSTSEASON STATISTICS

DATE	TEAM	GP	GS
2015	Broncos	3	0
2021	Cardinals	1	1
NFL TOTALS		4	1



NICK GATES

CENTER

HEIGHT: 6-6
WEIGHT: 318
COLLEGE: NEBRASKA
HOW ACQUIRED: FA-'18
NFL EXP.: 5TH YEAR
GIANTS EXP.: 5TH YEAR



TRANSACTIONS

- » Originally signed as a rookie free agent by the Giants on May 10, 2018.

CAREER HIGHLIGHTS

- » Gates has played in 34 games with 21 starts – 17 at center, 2 at right tackle, 1 at left guard and 1 at right guard.
- » In 2021, Gates started 2 games before suffering a season-ending leg injury...Started in the season opener at center vs. Denver (9/12)...Made his first career start at left guard at Washington (9/16), but left the game in the first quarter with a lower left leg injury...Placed on season-ending injured reserve on Sept. 21.
- » In 2020, Gates started all 16 games at center, a position he had never played prior to training camp...He was one of 5 Giants, including 3 offensive linemen, to start every game, joining right guard Kevin Zeitler, right tackle Cam Fleming, nose tackle Dalvin Tomlinson and middle linebacker Blake Martinez...Gates played in all 1,013 offensive snaps and was the only Giants player in 2020 to participate in 100% of the team's plays...The O-line helped the Giants exceed 100 rushing yards in 7 consecutive games from Oct. 18-Dec. 6, their longest streak since they hit the century mark in 9 straight games in 2010...Joined Andrew Thomas, Shane Lemieux, Zeitler and Fleming as the Giants were the only NFL team to start the same offensive line combination in each of the season's final 9 games.
- » In 2019, Gates saw his first NFL-regular-season action playing in all 16 games with 3 starts...Made his debut at Dallas (9/8)...Started at right tackle at the N.Y. Jets (11/10) and vs. Philadelphia (12/29) and at right guard vs. Miami (12/15)...Member of a line that helped Daniel Jones set a franchise rookie record with 24 touchdown passes and Saquon Barkley rush for more than 1,000 yards for the 2nd consecutive
- » In 2018, Gates suffered a foot injury in the preseason and spent the entire season on injured reserve.

COLLEGE

- » Started in all 35 games in which he played at Nebraska before forgoing his senior season to join the NFL...Started 25 straight games at left tackle during his sophomore and junior seasons, which was the longest streak for a Cornhusker since 1981...Was a 3-time member of the Nebraska Scholar-Athlete Honor Roll...As a junior in 2017, started all 12 games at left tackle and was named honorable mention All-Big Ten by the league's coaches and media...As a sophomore in 2016, started all 13 games at left tackle and was 1 of 2 offensive linemen to start every game that season...Earned 3rd-team All-Big Ten honors from the media and honorable mention All-Big Ten honors from the coaches...As a redshirt freshman in 2015, started all 10 games in which he played at right tackle.

OFF-THE-FIELD ACTIVITY

- » Partnered with the Bronx Community Foundation throughout the 2021 season to support their 4 pillars of community, equity & justice, economic security and health in the Bronx...Annually supports the St. Rose Dominican Health Foundation to honor his mother who survived necrotic fasciitis with the care from the doctors, nurses and staff from this hospital.

PERSONAL

- » Majored in criminology and criminal justice...Played at Bishop Gorman High School in Las Vegas, where he helped lead his team to 3 straight state titles...Was named first team All-Nevada following his senior year...Son of Taylor and Sonya Gates.

NICK GATES' NFL REGULAR SEASON STATISTICS

DATE	TEAM	GP	GS
2018	Giants	0	0
2019	Giants	16	3
2020	Giants	16	16
2021	Giants	2	2
NFL TOTALS		34	21



JAMIE GILLAN

PUNTER

HEIGHT: 6-1
WEIGHT: 207
COLLEGE: ARKANSAS-PINE BLUFF
HOW ACQUIRED: FA-'22
NFL EXP.: 4TH YEAR
GIANTS EXP.: 1ST YEAR



- » AFC Special Teams Player of the Week: 2019 Week 2
- » Named AFC Special Teams Player of the Month: September 2019.

TRANSACTIONS

- » Originally signed as an undrafted free agent by the Cleveland Browns on May 3, 2019...Released by Cleveland on Dec. 22, 2021...Signed to the Buffalo Bills' practice squad on Dec. 24, 2021...Released by Buffalo on Jan. 31, 2022...Signed as a free agent by the Giants on Feb. 7, 2022.

CAREER HIGHLIGHTS

- » Played in 44 games for Cleveland from 2019-21...Has a 44.9-yard gross average and a 40.0-yard net average on 156 punts, including a long kick of 71 yards, 57 punts inside the 20 and 9 touchbacks...Has one field goal attempt, 3 kickoffs, 2 rushing attempts for minus-2 yards and one fumble recovery...Named AFC Special Teams Player of the Week, 2019 Week 2 and AFC Special Teams Player of the Month for September 2019...Selected to the 2019 PFWA All-Rookie team...Set Browns single-season net punting record with a 41.6 average in 2019.
- » In 2021, played in 12 games for the Browns...Punted 42 times for a 43.9-yard gross average and a 39.5-yard net average...Longest punt was 65 yards...Placed 15 punts inside the 20-yard line and had one touchback...Booted a season-high 7 punts at Minnesota (10/3)...Had season-high averages - minimum 3 punts - of 51.7 gross yards on 3 punts vs. Denver and 47.3 net yards at New England (11/14).
- » In 2020, played in all 16 regular-season games for the 2nd consecutive season and in 2 postseason games...Recorded a 44.0-yard gross average and a 38.3-yard net average on 51 punts...Tallied season-best averages of 46.3 gross yards and 45.3 net yards (minimum 3 punts) vs. Pittsburgh (1/3)...Attempted a 61-yard field goal that was short on the final play of the first half at the Jets (12/27)...Posted averages of 41.9 gross yards and 38.4 net yards on 7 postseason punts.
- » As a rookie in 2019, played in all 16 games...Finished with career-high totals of 63 punts, a 46.2-yard gross average, a Browns-record 41.6-yard net average, 28 punts inside the 20 (5th in Browns history) and 5 touchbacks...One of 2 undrafted free agents selected to the 2019 PFWA All-Rookie team...Named AFC Special Teams Player of the Week after posting a net average of 37.7 yards and dropping 5 of 6 punts inside the 20 at the Jets (9/16)...Selected AFC Special Teams Player of the Month for September 2019 - his first month in the NFL - when he had gross and net averages of 40.6 yards...Kicked a career-high 8 punts vs. Pittsburgh (11/14).

COLLEGE

- » Selected first-team all-Southwest Conference as a punter in 2017-18 and as a kicker in 2018 at Arkansas-Pine Bluff...In 43 games in 4 seasons, Gillan averaged 42.2 yards on 214 punts...Averaged a career-best 43.4 yards on 59 kicks in 2017...As a senior in 2018, tied his career high with 71 punts and averaged 42.5 yards, including a career-long 80-yard kick...Converted 46 of 74 field goal attempts (62.2%) and 77 of 85 PATs (90.6%) for 215 points...Scored a career-high 82 points in his senior season, when he made 20 of 29 field goal tries (career-best 69.0%) and 22 of 26 PATs (84.6%)...Rushed for 52 yards on 5 career attempts...Added 13 tackles (9 solo).

PERSONAL

- » Earned a degree in physical education from Arkansas-Pine Bluff... Native of Inverness, Scotland who moved to the United States as a teenager...Nicknamed "The Scottish Hammer" by his high school football coach...Grew up playing rugby and played for Highland Rugby Club, before attending and playing rugby for Merchiston Castle School in Edinburgh...Did not play football until midway through his senior season at Leonardtown (Md.) High School...Wants to play rugby professionally after his NFL career...Earned a full scholarship to Arkansas-Pine Bluff after a friend submitted his highlight tape without his knowledge after seeing a Facebook post looking for a kicker after Arkansas-Pine Bluff's had de-committed...Father, Colin, was a longtime member of the Royal Air Force.

JAMIE GILLAN'S NFL REGULAR SEASON PUNTING STATISTICS

DATE	TEAM	GP	NO.	YDS.	AVG.	OPP. RET.	YDS.	NET YDS.	AVG.	TB	IN20	LG	BLK
2019	Browns	16	63	2,913	46.2	20	151	2,662	41.6	5	28	71	1
2020	Browns	16	51	2,244	44.0	25	229	1,955	38.3	3	14	59	0
2021	Browns	12	42	1,842	43.9	19	162	1,660	39.5	1	15	65	0
NFL TOTALS		44	156	6,999	44.9	64	542	6,277	40.0	9	57	71	1

JAMIE GILLAN'S NFL POSTSEASON PUNTING STATISTICS

DATE	TEAM	GP	NO.	YDS.	AVG.	OPP. RET.	YDS.	NET YDS.	AVG.	TB	IN20	LG	BLK
2020	Browns	2	7	293	41.9	3	24	269	38.4	0	3	48	0
2021	Bills	0	0	0	0.0	0	0	0	0.0	0		0	0
NFL TOTALS		2	7	293	41.9	3	24	269	38.4	0	3	48	0


Additional statistics: 2019 – 2 kickoffs; 2020 – one kickoff, one field goal attempt (61 yards, short), one rushing attempt for minus-2 yards; 2021 – one rushing attempt for zero yards, one fumble recovery.

SINGLE-GAME HIGHS: PUNTER

Punts	8 vs. Pittsburgh Steelers, Nov 14, 2019 7 at Minnesota Vikings, Oct 03, 2021 7 at San Francisco 49ers, Oct 07, 2019 6 at Baltimore Ravens, Nov 28, 2021 6 at New York Jets, Dec 27, 2020 ...3 more at 6.	Longest Punts	71 at San Francisco 49ers, Oct 07, 2019 66 at Denver Broncos, Nov 03, 2019 65 vs. Denver Broncos, Oct 21, 2021 62 at Cincinnati Bengals, Dec 29, 2019 61 vs. Seattle Seahawks, Oct 13, 2019
Gross Punting Yards	397 at San Francisco 49ers, Oct 07, 2019 366 vs. Pittsburgh Steelers, Nov 14, 2019 279 at Minnesota Vikings, Oct 03, 2021 261 at Baltimore Ravens, Nov 28, 2021 251 at New York Jets, Dec 27, 2020	Inside the 20	5 at New York Jets, Sep 16, 2019 4 vs. Pittsburgh Steelers, Nov 14, 2019 4 at San Francisco 49ers, Oct 07, 2019 3 at Minnesota Vikings, Oct 03, 2021 3 vs. Los Angeles Rams, Sep 22, 2019 ...1 more at 3.
Gross Punting Avg	56.7 at San Francisco 49ers, Oct 07, 2019 53.3 at Denver Broncos, Nov 03, 2019 51.8 at Cincinnati Bengals, Dec 29, 2019 51.7 vs. Denver Broncos, Oct 21, 2021 49.3 vs. Pittsburgh Steelers, Oct 31, 2021	Rush Attempts	1 at Kansas City Chiefs, Sep 12, 2021 1 at Baltimore Ravens, Sep 13, 2020
Net Punting Yards	345 at San Francisco 49ers, Oct 07, 2019 288 vs. Pittsburgh Steelers, Nov 14, 2019 268 at Minnesota Vikings, Oct 03, 2021 240 vs. Los Angeles Rams, Sep 22, 2019 233 vs. Tennessee Titans, Sep 08, 2019	Special Teams Tackles	1 at Baltimore Ravens, Nov 28, 2021 1 at Cincinnati Bengals, Nov 07, 2021 1 vs. Pittsburgh Steelers, Oct 31, 2021 ...1 more at 1.
Net Punting Avg	51.5 at Cincinnati Bengals, Dec 29, 2019 49.3 at San Francisco 49ers, Oct 07, 2019 47.3 at New England Patriots, Nov 14, 2021 46.6 vs. Tennessee Titans, Sep 08, 2019 46.3 vs. Denver Broncos, Oct 21, 2021		

SINGLE-GAME HIGHS - POSTSEASON: PUNTER


Punts	5 at Pittsburgh Steelers, Jan 10, 2021 2 at Kansas City Chiefs, Jan 17, 2021	Net Punting Avg	36.4 at Pittsburgh Steelers, Jan 10, 2021
Gross Punting Yards	198 at Pittsburgh Steelers, Jan 10, 2021 95 at Kansas City Chiefs, Jan 17, 2021	Longest Punts	48 at Kansas City Chiefs, Jan 17, 2021 46 at Pittsburgh Steelers, Jan 10, 2021
Gross Punting Avg	39.6 at Pittsburgh Steelers, Jan 10, 2021	Inside the 20	2 at Pittsburgh Steelers, Jan 10, 2021 1 at Kansas City Chiefs, Jan 17, 2021
Net Punting Yards	182 at Pittsburgh Steelers, Jan 10, 2021 87 at Kansas City Chiefs, Jan 17, 2021		



MARK GLOWINSKI

GUARD

HEIGHT: 6-4
WEIGHT: 310
COLLEGE: WEST VIRGINIA
HOW ACQUIRED: FA-'22
NFL EXP.: 8TH YEAR
GIANTS EXP.: 1ST YEAR



TRANSACTIONS

- » Originally a 4th-round (134th pick overall) draft choice by the Seattle Seahawks in 2015...Released by Seattle on Dec. 16, 2017...Awarded off waivers to the Indianapolis Colts on Dec. 18, 2017...Signed as a free agent by the Giants on March 17, 2022.

CAREER HIGHLIGHTS

- » Glowinski has played in 95 regular-season games with 74 starts in 7 seasons with Seattle (2015-17) and with Indianapolis (2017-21)...Has started all 5 postseason games in which he's played...Started 58 games at right guard and 16 at left guard in the regular season and 3 games at right guard and 2 at left guard in the playoffs...Glowinski has played in all 16 games 4 times, including each of the last 3 seasons, and started all 16 games 3 times.
- » In 2021, played in all 16 games with 14 starts at right guard...Did not start vs. Tennessee (10/31) and the Jets (11/4)...Part of the line that helped Jonathan Taylor lead the NFL with 1,811 rushing yards, 552 yards more than anyone else.
- » In 2020, started all 16 regular-season games and the AFC Wild Card Game at right guard...Helped Taylor rush for a franchise-record 253 yards vs. Jacksonville (1/3).
- » In 2019, started all 16 games at right guard and helped Marlon Mack become the first Colts 1,000-yard rusher since 2016.
- » In 2018, played in 11 regular-season games with 9 starts and started 2 postseason games at right guard...Started for the first time at the Jets (10/14) and vs. Buffalo (10/21), the Colts' first back-to-back 200-yard rushing games since 1985...Part of an offensive line that did not allow a sack in 5 straight games, tying the 2008 Titans and 2010 Giants for the 3rd-longest streak since 1982.
- » In his final season in Seattle in 2017, played in 10 games with 2 starts at right tackle.
- » In 2016, started all 16 regular-season games and 2 postseason games at left guard.
- » As a rookie in 2015, played in 10 games, including a start at right guard in the season finale at Arizona (1/3)...Made his NFL debut at Cincinnati (10/11).

COLLEGE

- » Started all 25 games in which he played in 2 seasons at West Virginia...As a senior in 2014, named All-Big 12 first-team honors...Helped the Mountaineers average 228.2 rushing yards per game, which was the second most in the conference...Redshirted in 2012...Played at Lackawanna College from 2010-11.

PERSONAL

- » Mark and his wife have 2 daughters...Majored in multidisciplinary studies...Three-year starter on offense and defense at G.A.R. Memorial High School (Wilkes-Barre, Pa)...Helped lead the team to a 26-8 record...Earned Garrett Ford Academic Honor Roll recognition for his performance in the classroom.

MARK GLOWINSKI'S NFL REGULAR SEASON STATISTICS

DATE	TEAM	GP	GS
2015	Seahawks	10	1
2016	Seahawks	16	16
2017	Seahawks	10	2
Went from Seattle to Indianapolis.			
2017	Colts	0	0
2017	TOTAL	10	2
2018	Colts	11	9
2019	Colts	16	16
2020	Colts	16	16
2021	Colts	16	14
NFL TOTALS		95	74

MARK GLOWINSKI'S NFL POSTSEASON STATISTICS

DATE	TEAM	GP	GS
2015	Seahawks	0	0
2016	Seahawks	2	2
2018	Colts	2	2
2020	Colts	1	1
NFL TOTALS		5	5



» Pro Bowl: 2019

TRANSACTIONS

- » Originally a 3rd-round (96th pick overall) draft choice by the Detroit Lions in 2017...Signed as a free agent by the Giants on March 20, 2021.

CAREER HIGHLIGHTS

- » Golladay has played in 61 regular-season games with 53 starts...His career totals include 220 receptions for 3,589 yards (16.3-yard avg.) and 21 touchdowns, with a long catch of 75 yards.
- » In his first season with the Giants in 2021, started all 14 games in which he played, totaling 37 receptions for 521 yards...Recorded 4 receptions for 64 yards in his first game as a Giant vs. Denver (9/12)...Tallied a season-high 6 receptions for 116 yards in the overtime victory at New Orleans (10/3)...Inactive vs. the L.A. Rams (10/17), vs. Carolina (10/24) and at Kansas City (11/1) with a knee injury...Caught at least one pass from Nov. 7-Dec. 26...Had 3 receptions for 22 yards in the season finale vs. Washington (1/9).
- » In 2020, started all 5 games in which he played...Missed the season's first 2 games with a hamstring injury and the final 9 with a hip flexor strain...Had 20 receptions for 338 yards and 2 touchdowns...Caught 6 passes for 57 yards, including a 15-yard touchdown, at Arizona (9/27)...Scored on another 15-yard throw while catching 4 passes for 62 yards vs. New Orleans (10/4)...Had 4 receptions for 105 yards, one a season-long 48-yarder, at Jacksonville (10/18)...Tied his season high with 6 receptions for a season-best 114 yards at Atlanta (10/25)...Did not have a catch in his final appearance, vs. Indianapolis (11/1), ending his streak with at least one reception in 46 consecutive games in which he played.
- » In 2019, played and started all 16 games for the first time in his career...Chosen for his first Pro Bowl after leading the NFL with 11 touchdown receptions...Was the first Lions player to lead the NFL outright in receiving touchdowns since wide receiver Cloyce Box had 15 in 1952...Became only the 5th player since the 1970 merger to lead the NFL in receiving touchdowns outright despite catching passes from 3 different starting quarterbacks...Caught 65 passes and had career-high figures of 1,190 yards, an 18.3-yard average and five 100-yard games...Was the first player in Lions history with two 1,000-yard receiving seasons in their first 3 NFL years: 2018 (1,063) and 2019 (1,190)...Joined Jerry Rice, Randy Moss and John Jefferson as the only NFL players since the merger with 160 receptions, a 16.5-yard average and 19 touchdown receptions through 42 career games played...Golladay became only the 4th NFL player since 1990 to have a season with 65 receptions, an 18.0-yard average and 11 touchdown catches in 2019...Among the 59 NFL players with at least 55 receptions in 2019, Golladay had the highest per-catch average (18.3 yards).
- » Led the NFL in 25+ yard receptions (17) and was second in 20+ yard (22) and 30+ yard catches (12)...Had a league-best five 4th-quarter touchdown receptions, tying the franchise record...Led the NFL with 5 touchdown catches between one and 9 yards and tied for the most 30+ yard (5) and 40+ yard scoring receptions (4)...Tied for 3rd in the league with 2 multi-receiving touchdown games and tied for 4th with five 100-yard games...Tied for the NFL lead by recording at least one touchdown reception in 9 games...Became the 2nd player in franchise history to record a 40-yard touchdown in 3 consecutive games, joining Bill McKalip, who did so in 1931.
- » Caught 4 passes for 42 yards, including a 9-yard touchdown, at Arizona (9/8)...Tied his career high with 8 catches, for 117 yards, including a 31-yard touchdown vs. the Chargers (9/15)...Tied his career best with 2 touchdowns – on catches of 9 and 6 yards – Kansas City (9/29)...Scored on receptions of 9 and 41 yards while catching 6 passes for 123 yards vs. the Giants (10/27)...Followed with 4 catches for, including a 59-yard touchdown, at Oakland (11/3)...Tallied a career-high 158 yards on 4 receptions, one a career-long 75-yarder for a touchdown, vs. Chicago (11/28).
- » In 2018, played in 15 games with 13 starts...Inactive at Green Bay (12/30) with a chest injury...Caught a career-high 70 passes for 1,063 yards and 5 touchdowns...Added one rushing attempt for 8 yards...Opened the season with 7 receptions for 114 yards vs. the Jets (9/10)...Caught 6 passes for 89 yards, including a 31-yarder for his first touchdown of the season, at San Francisco (9/16)...Had a season-long 60-yarder among his 4 catches vs. Green Bay (10/7)...Tallied a career-high 8 receptions for 113 yards, including a 19-yard touchdown, vs. Carolina (11/18)...Finished with a season-high 146 yards on 7 catches at Buffalo (12/16).
- » As a rookie in 2017, played in 11 games with 5 starts...Inactive Weeks 4-6 and 8-9 with a hamstring injury...Caught 28 passes for 477 yards and 3 touchdowns and had one rushing attempt for 9 yards...Posted 4 catches for 69 yards, including touchdowns of 10 and 45 yards, in his NFL debut vs. Arizona (9/10)...Became the first Lions rookie to catch 2 touchdown passes in the season-opening game since Charles Rogers on Sept. 7, 2003 – also vs. the Cardinals...The 4 receptions were a season high he matched vs. Chicago (12/16) and at Cincinnati (12/24)...Recorded 2 catches for a season-high 80 yards, including a season-long 54-yarder for a touchdown, vs. Green Bay (12/31).

COLLEGE

- » Played 2 seasons at Northern Illinois after spending 2 years at North Dakota...Finished his 26-game NIU career ranked 6th in school history in catches (160), 5th in receiving yards (2,285) and tied for 8th in touchdown catches (18)...Totaled seven 100-yard games...His 18 touchdown catches came in 13 games, or half of those he played for the Huskies.
- » As a senior in 2016, played in all 12 games with 11 starts...Selected first-team All-MAC selection...Led NIU with 87 catches – 47 more than anyone else on the team – for 1,156 yards and 8 touchdowns...Became the first player in school history to record back-to-back 1,000-yard seasons...Had at least 4 catches in every game and 10 or more in 3 games...Recorded four 100-yard games and 3 other games with 90 or more receiving yards...In 2015, played in all 14 games with 13 starts...Named 2nd-team All-MAC and placed on Biletniok Award Watch List...Led the Huskies with 73 catches for 1,129 yards and 10 touchdowns...In 2014, redshirted after transferring.
- » In 2 seasons at North Dakota, caught 99 passes for 1,313 yards and 9 touchdowns...As a sophomore in 2013, named honorable mention All-Big Sky Conference after leading UND with 69 receptions for 884 yards and 8 touchdowns...As a true freshman in 2012,

caught 30 passes for 429 yards and one touchdown.

PERSONAL

» General studies major...Attended St. Rita High School in Chicago...As a senior in 2011, selected first-team Blue Division All-Catholic League honors after catching 44 passes for 640 yards and 9 touchdowns... Led team to the Class 7A state semifinals and a 10-3 record...Received no Division I offers before beginning his collegiate career at North Dakota...After a coaching change in his sophomore season, Golladay, with the assistance of his high school coach, created and sent out his own highlight tape to coaches, eventually landing at Northern Illinois...Son of Kenneth Golladay and Stacy Wright.

KENNY GOLLADAY'S NFL REGULAR SEASON RUSHING/RECEIVING STATISTICS													
DATE	TEAM	GP	GS	RECEIVING					RUSHING				
				NO.	YDS.	AVG.	LG	TD	NO.	YDS.	AVG.	LG	TD
2017	Lions	11	5	28	477	17.0	54t	3	1	9	9.0	9	0
2018	Lions	15	13	70	1,063	15.2	60	5	1	8	8.0	8	0
2019	Lions	16	16	65	1,190	18.3	75t	11	0	0	0.0	0	0
2020	Lions	5	5	20	338	16.9	48	2	0	0	0.0	0	0
2021	Giants	14	14	37	521	14.1	36	0	0	0	0.0	0	0
NFL TOTALS		61	53	220	3,589	16.3	75T	21	2	17	8.5	9	0

SINGLE-GAME HIGHS: RUSHING/RECEIVING

Rush Attempts	1 at Minnesota Vikings, Nov 04, 2018 1 at Tampa Bay Buccaneers, Dec 10, 2017	Longest Receptions	75t vs. Chicago Bears, Nov 28, 2019 66 at Green Bay Packers, Oct 14, 2019 60 vs. Green Bay Packers, Oct 07, 2018 59t at Oakland Raiders, Nov 03, 2019 54t vs. Green Bay Packers, Dec 31, 2017
Rushing Yards	8 at Minnesota Vikings, Nov 04, 2018	Receiving TDs	2 vs. New York Giants, Oct 27, 2019 2 vs. Kansas City Chiefs, Sep 29, 2019 2 vs. Arizona Cardinals, Sep 10, 2017 1 vs. New Orleans Saints, Oct 04, 2020 ...14 more at 1.
Longest Runs	9 at Tampa Bay Buccaneers, Dec 10, 2017 8 at Minnesota Vikings, Nov 04, 2018	All-Purpose Yards	158 vs. Chicago Bears, Nov 28, 2019 146 at Buffalo Bills, Dec 16, 2018 132 at Oakland Raiders, Nov 03, 2019 123 vs. New York Giants, Oct 27, 2019 121 at Green Bay Packers, Oct 14, 2019
Receptions	8 vs. Los Angeles Chargers, Sep 15, 2019 8 vs. Carolina Panthers, Nov 18, 2018 7 at Buffalo Bills, Dec 16, 2018 7 vs. New York Jets, Sep 10, 2018 6 at New Orleans Saints, Oct 03, 2021 ...9 more at 6.	Most TDs	2 vs. New York Giants, Oct 27, 2019 2 vs. Kansas City Chiefs, Sep 29, 2019 2 vs. Arizona Cardinals, Sep 10, 2017 1 vs. New Orleans Saints, Oct 04, 2020 ...14 more at 1.
Receiving Yards	158 vs. Chicago Bears, Nov 28, 2019 146 at Buffalo Bills, Dec 16, 2018 132 at Oakland Raiders, Nov 03, 2019 123 vs. New York Giants, Oct 27, 2019 121 at Green Bay Packers, Oct 14, 2019	Miscellaneous Tackles	1 at New Orleans Saints, Oct 03, 2021 1 vs. Atlanta Falcons, Sep 26, 2021 1 vs. Tampa Bay Buccaneers, Dec 15, 2019 ...7 more at 1.
Receiving Average	39.5 vs. Chicago Bears, Nov 28, 2019 33.0 at Oakland Raiders, Nov 03, 2019 26.3 at Jacksonville Jaguars, Oct 18, 2020 24.5 vs. Green Bay Packers, Oct 07, 2018 24.2 at Green Bay Packers, Oct 14, 2019		

100-YARD RECEIVING GAMES (11): REGULAR SEASON

DATE	TEAM	NO.	YDS.	AVG.	LG	TD
09/10/18	JETS	7	114	16.3	26	0
11/18/18	PANTHERS	8	113	14.1	36	1
12/16/18	at Bills	7	146	20.9	40	0
09/15/19	CHARGERS	8	117	14.6	31t	1
10/14/19	at Packers	5	121	24.2	66	0
10/27/19	GIANTS	6	123	20.5	41t	2
11/03/19	at Raiders	4	132	33.0	59t	1
11/28/19	BEARS	4	158	39.5	75t	1
10/18/20	at Jaguars	4	105	26.3	48	0
10/25/20	at Falcons	6	114	19.0	29	0
10/03/21	at Saints	6	116	19.3	28	0

2017 GAME-BY-GAME REGULAR-SEASON STATISTICS (LIONS)

DATE	OPPONENT	P/S	RECEIVING					RUSHING					W/L	SCORE
			NO.	YDS.	AVG.	LG	TD	NO.	YDS.	AVG.	LG	TD		
09/10	Cardinals	P	4	69	17.3	45	2	0	0	0.0	0	0	W	35-23
09/18	at Giants	P	1	8	8.0	8	0	0	0	0.0	0	0	W	24-10
09/24	Falcons	P	2	25	12.5	13	0	0	0	0.0	0	0	L	26-30
10/01	at Vikings							ON INACTIVE LIST					W	14-7
10/08	Panthers							ON INACTIVE LIST					L	24-27
10/15	at Saints							ON INACTIVE LIST					L	38-52
10/29	Steelers							INACTIVE					L	15-20
11/06	at Packers							ON INACTIVE LIST					W	30-17
11/12	Browns	P	2	64	32.0	50	0	0	0	0.0	0	0	W	38-24
11/19	at Bears	P	2	52	26.0	40	0	0	0	0.0	0	0	W	27-24
11/23	Vikings	P	2	61	30.5	41	0	0	0	0.0	0	0	L	23-30
12/03	at Ravens	S	2	44	22.0	31	0	0	0	0.0	0	0	L	20-44
12/10	at Buccaneers	S	3	17	5.7	7	0	1	9	9.0	9	0	W	24-21
12/16	Bears	S	4	29	7.3	14	0	0	0	0.0	0	0	W	20-10
12/24	at Bengals	S	4	28	7.0	14	0	0	0	0.0	0	0	L	17-26
12/31	Packers	S	2	80	40.0	54	1	0	0	0.0	0	0	W	35-11
2017 TOTALS			11-5	28	477	17.0	54	3	1	9	9.0	9	0	9-7

2018 GAME-BY-GAME REGULAR-SEASON STATISTICS (LIONS)

DATE	OPPONENT	P/S	RECEIVING					RUSHING					W/L	SCORE
			NO.	YDS.	AVG.	LG	TD	NO.	YDS.	AVG.	LG	TD		
09/10	Jets	S	7	114	16.3	26	0	0	0	0.0	0	0	L	17-48
09/16	at 49ers	S	6	89	14.8	30	1	0	0	0.0	0	0	L	27-30
09/23	Patriots	S	6	53	8.8	16	1	0	0	0.0	0	0	W	26-10
09/30	at Cowboys	S	4	74	18.5	22	0	0	0	0.0	0	0	L	24-26
10/07	Packers	S	4	98	24.5	60	1	0	0	0.0	0	0	W	31-23
10/21	at Dolphins	P	2	37	18.5	22	0	0	0	0.0	0	0	W	32-21
10/28	Seahawks	P	1	12	12.0	12	0	0	0	0.0	0	0	L	14-28
11/04	at Vikings	S	3	46	15.3	18	0	1	8	8.0	8	0	L	9-24
11/11	at Bears	S	6	78	13.0	25	1	0	0	0.0	0	0	L	22-34
11/18	Panthers	S	8	113	14.1	36	1	0	0	0.0	0	0	W	20-19
11/22	Bears	S	5	90	18.0	43	0	0	0	0.0	0	0	L	16-23
12/02	Rams	S	3	50	16.7	24	0	0	0	0.0	0	0	L	16-30
12/09	at Cardinals	S	2	5	2.5	3	0	0	0	0.0	0	0	W	17-3
12/16	at Bills	S	7	146	20.9	40	0	0	0	0.0	0	0	L	13-14
12/23	Vikings	S	6	58	9.7	21	0	0	0	0.0	0	0	L	9-27
12/30	at Packers							ON INACTIVE LIST					W	31-0
2018 TOTALS			15-13	70	1,063	15.2	60	5	1	8	8.0	8	0	6-10

2019 GAME-BY-GAME REGULAR-SEASON STATISTICS (LIONS)

DATE	OPPONENT	P/S	RECEIVING					RUSHING					W/L	SCORE
			NO.	YDS.	AVG.	LG	TD	NO.	YDS.	AVG.	LG	TD		
09/08	at Cardinals	S	4	42	10.5	13	1	0	0	0.0	0	0	T	27-27
09/15	Chargers	S	8	117	14.6	31	1	0	0	0.0	0	0	W	13-10
09/22	at Eagles	S	2	17	8.5	10	0	0	0	0.0	0	0	W	27-24
09/29	Chiefs	S	5	67	13.4	33	2	0	0	0.0	0	0	L	30-34
10/14	at Packers	S	5	121	24.2	66	0	0	0	0.0	0	0	L	22-23
10/20	Vikings	S	1	21	21.0	21	0	0	0	0.0	0	0	L	30-42
10/27	Giants	S	6	123	20.5	41	2	0	0	0.0	0	0	W	31-26
11/03	at Raiders	S	4	132	33.0	59	1	0	0	0.0	0	0	L	24-31
11/10	at Bears	S	3	57	19.0	47	1	0	0	0.0	0	0	L	13-20
11/17	Cowboys	S	1	34	34.0	34	0	0	0	0.0	0	0	L	27-35
11/24	at Commanders	S	4	61	15.3	34	0	0	0	0.0	0	0	L	16-19
11/28	Bears	S	4	158	39.5	75	1	0	0	0.0	0	0	L	20-24
12/08	at Vikings	S	6	58	9.7	18	1	0	0	0.0	0	0	L	7-20
12/15	Buccaneers	S	3	44	14.7	26	0	0	0	0.0	0	0	L	17-38
12/22	at Broncos	S	6	66	11.0	35	1	0	0	0.0	0	0	L	17-27
12/29	Packers	S	3	72	24.0	42	0	0	0	0.0	0	0	L	20-23
2019 TOTALS			16-16	65	1,190	18.3	75	11	0	0	0.0	0	0	3-12-1

+ - Overtime

2020 GAME-BY-GAME REGULAR-SEASON STATISTICS (LIONS)

DATE	OPPONENT	P/S	RECEIVING					RUSHING					W/L	SCORE
			NO.	YDS.	AVG.	LG	TD	NO.	YDS.	AVG.	LG	TD		
09/13	Bears							ON INACTIVE LIST					L	23-27
09/20	at Packers							ON INACTIVE LIST					L	21-42
09/27	at Cardinals	S	6	57	9.5	19	1	0	0	0.0	0	0	W	26-23
10/04	Saints	S	4	62	15.5	17	1	0	0	0.0	0	0	L	29-35
10/18	at Jaguars	S	4	105	26.3	48	0	0	0	0.0	0	0	W	34-16
10/25	at Falcons	S	6	114	19.0	29	0	0	0	0.0	0	0	W	23-22
11/01	Colts	S	0	0	0.0	0	0	0	0	0.0	0	0	L	21-41
11/08	at Vikings							ON INACTIVE LIST					L	20-34
11/15	Commanders							ON INACTIVE LIST					W	30-27
11/22	at Panthers							ON INACTIVE LIST					L	0-20
11/26	Texans							INACTIVE					L	25-41
12/06	at Bears							INACTIVE					W	34-30
12/13	Packers							ON INACTIVE LIST					L	24-31
12/20	at Titans							ON INACTIVE LIST					L	25-46
12/26	Buccaneers							INACTIVE					L	7-47
01/03	Vikings							ON INACTIVE LIST					L	35-37
2020 TOTALS			5-5	20	338	16.9	48	2	0	0	0.0	0	0	5-11

2021 GAME-BY-GAME REGULAR-SEASON STATISTICS (GIANTS)

DATE	OPPONENT	P/S	RECEIVING					RUSHING					W/L	SCORE
			NO.	YDS.	AVG.	LG	TD	NO.	YDS.	AVG.	LG	TD		
09/12	Broncos	S	4	64	16.0	17	0	0	0	0.0	0	0	L	13-27
09/16	at Commanders	S	3	38	12.7	16	0	0	0	0.0	0	0	L	29-30
09/26	Falcons	S	4	64	16.0	19	0	0	0	0.0	0	0	L	14-17
10/03	at Saints	S	6	116	19.3	28	0	0	0	0.0	0	0	W	27-21+
10/10	at Cowboys	S	0	0	0.0	0	0	0	0	0.0	0	0	L	20-44
10/17	Rams							ON INACTIVE LIST					L	11-38
10/24	Panthers							ON INACTIVE LIST					W	25-3
11/01	at Chiefs							ON INACTIVE LIST					L	17-20
11/07	Raiders	S	2	28	14.0	14	0	0	0	0.0	0	0	W	23-16
11/22	at Buccaneers	S	1	12	12.0	12	0	0	0	0.0	0	0	L	10-30
11/28	Eagles	S	3	50	16.7	18	0	0	0	0.0	0	0	W	13-7
12/05	at Dolphins	S	3	37	12.3	20	0	0	0	0.0	0	0	L	9-20
12/12	at Chargers	S	2	15	7.5	10	0	0	0	0.0	0	0	L	21-37
12/19	Cowboys	S	3	53	17.7	36	0	0	0	0.0	0	0	L	6-21
12/26	at Eagles	S	3	22	7.3	11	0	0	0	0.0	0	0	L	10-34
01/02	at Bears	S	0	0	0.0	0	0	0	0	0.0	0	0	L	3-29
01/09	Commanders	S	3	22	7.3	9	0	0	0	0.0	0	0	L	7-22
2021 TOTALS			14-14	37	521	14.1	36	0	0	0	0.0	0	0	4-13

+ - Overtime



MATT GONO

TACKLE

HEIGHT: 6-4
WEIGHT: 305
COLLEGE: WESLEY
HOW ACQUIRED: FA-'22
NFL EXP.: 4TH YEAR
GIANTS EXP.: 1ST YEAR



73

(So-know)

TRANSACTIONS

- » Originally signed as rookie free agent by the Atlanta Falcons on May 1, 2018...Released by Atlanta on Jan. 28, 2022...Signed as a free agent by the Giants on March 11, 2022.

CAREER HIGHLIGHTS

- » Gono played in 21 games with 4 starts for Atlanta in 2019-20...In 2021, spent the entire season on the reserve/physically unable to perform list after undergoing shoulder surgery in June...In 2020, played in all 16 games with 4 starts – 3 at right tackle and one at left guard....Made his first career start at right tackle vs. Chicago (10/27)...Started 3 consecutive games late in the season, at tackle at the Chargers (12/13) and vs. Tampa Bay (12/20) and at left guard at Kansas City (12/27)...In 2019, played in 5 games...Played on special teams in his NFL debut vs. Seattle (10/27)...As a rookie in 2018, was inactive for 15 games and did not play in the final game of the season.

COLLEGE

- » Played 4 seasons (2014-17) at Wesley College, a Division III school in Dover, Delaware whose program was discontinued in 2021...Most of his action was at tackle...As a senior, was a Gagliardi Trophy semifinalist and named first-team All-America by the American Football Coaches Association and the AP...Did not allow a sack and helped lead the Wolverines to the best offense in the NJAC...Attended the 2018 NFLPA Collegiate Bowl.

PERSONAL

- » Attended Cinnaminson (N.J.) High School, where he was first introduced to football his freshman year after being recruited by head coach Mario Patrizi...Born in Liberia.

MATT GONO'S NFL REGULAR SEASON STATISTICS

DATE	TEAM	GP	GS
2018	Falcons	0	0
2019	Falcons	5	0
2020	Falcons	16	4
2021	Falcons	0	0
NFL TOTALS		21	4



GAVIN HESLOP
CORNERBACK

HEIGHT: 6-0
WEIGHT: 197
COLLEGE: STONY BROOK
HOW ACQUIRED: FA-'22
NFL EXP.: 2ND YEAR
GIANTS EXP.: 1ST YEAR



[HEH-slop]

TRANSACTIONS

- » Originally signed as a rookie free agent by the Seattle Seahawks on May 4, 2020...Waived by Seattle on Sept. 5, 2020 and signed to the Seahawks' practice squad on Sept. 6, 2020...Signed to a reserve/future contract by Seattle on Jan. 11 2021...Waived by Seattle on Aug. 31, 2021...Signed to Seattle's practice squad on Sept. 7, 2021...Added to the active roster on Nov. 20 and 29 and Dec. 11, 2021...Signed as a free agent by the Giants on July 22, 2022.

CAREER HIGHLIGHTS

- » Heslop played his first 3 NFL games for the Seahawks in 2021...Made his NFL debut vs. Arizona (11/21)...Also played at Washington (11/29) and at Houston (12/12)...Participated in 4 defensive and 29 special teams snaps and had 1 solo special teams tackle at Houston.

COLLEGE

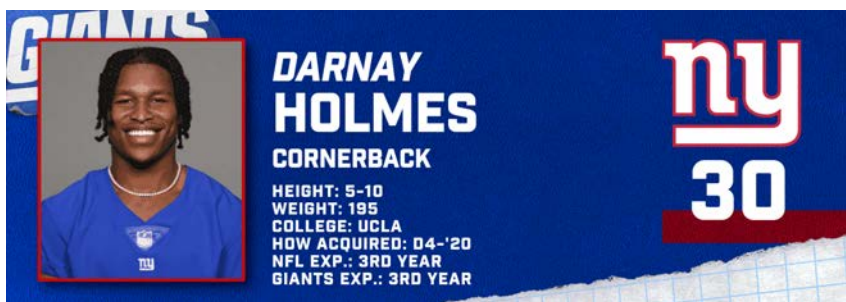
- » Heslop played in 45 games, starting the final 37 games of his collegiate career at Stony Brook and recorded 196 tackles (138 solo), 3.5 sacks, 30 passes defended, 4 forced fumbles and 4 fumble recoveries (2 for touchdowns)...As a senior captain in 2019, he earned 3rd-team All-CAA Football honors after collecting 52 tackle (37 solo), 8.5 tackles for loss, 1.5 sacks, 2 blocked kicks, 3 forced fumbles and 3 fumble recoveries, returning one for a touchdown.

PERSONAL

- » A 2015 graduate of Archbishop Stepinac High in White Plains, N.Y....Heslop was a NYSSWA 1st-team All-New York State selection and 1st-team All-Catholic High School Football League...Was the CHSFL AAA championship game's offensive MVP as the school won its first title since 1955...His 68-yard interception return helped Stepinac beat St. Anthony's for the first time in 31 years...As a senior, recorded 60 tackles, 3 interceptions and 3.0 sacks, he also rushed for 440 yards and 6 touchdowns...Cousin, Doug Hogue, played for the Detroit Lions (2011-12) and the Carolina Panthers (2012).

GAVIN HESLOP'S NFL REGULAR SEASON DEFENSIVE STATISTICS

		TACKLES										INTERCEPTIONS					O. FUMB.				ST		MISC				
DATE	TEAM	GP	GS	TK	S	A	THL	YDS	SK	YDS	QBH	NO	YDS	LG	TD	PD	FF	FR	TD	YDS	TK	S	A	FF	FR	S	A
2020	Seahawks	0	0	0	0	0	0	0	0.0	0.0	0	0	0	0	0	0	0	0	0	0	0	0	0	0	0	0	0
2021	Seahawks	3	0	0	0	0	0	0	0.0	0.0	0	0	0	0	0	0	0	0	0	0	1	1	0	0	0	0	0
NFL TOTALS		3	0	0	0	0	0	0	0.0	0.0	0	0	0	0	0	0	0	0	0	0	1	1	0	0	0	0	0



TRANSACTIONS

- » Originally a 4th-round (110th pick overall) draft choice by the Giants in 2020.

CAREER HIGHLIGHTS

- » Holmes played in 23 games and 9 starts in his first 2 Giants seasons...Recorded 58 tackles (43 solo), 2 interceptions, 7 passes defended, 3 quarterback hits, one fumble recovery, 0.5 sack and one special teams tackle.
- » In 2021, Holmes played in 11 games with 4 starts and totaled 28 tackles (20 solo), 2 passes defended, one interception, one quarterback hit and one special teams tackle...Added 5 kickoff returns for 97 yards...Tallied 3 tackles (1 solo), one quarterback hit and a pass defended vs. Denver (9/12)...Registered 6 tackles (5 solo) in his first start of 2021 at Washington (9/16)...Recorded his lone interception of the season when he picked off Jalen Hurts and returned it 15 yards vs. Philadelphia (11/28)...Holmes injured his ribs on the play and spent the rest of the season on injured reserve.
- » As a rookie in 2020, Holmes played in 12 games with 5 starts...Inactive at Philadelphia (10/22) with a neck injury and vs. Arizona (12/13) and Cleveland (12/20) with a knee injury...Did not play at Baltimore (12/27)...Tallied 30 tackles (23 solo), one interception, one half-sack and 5 passes defended.
- » Started the season opener vs. Pittsburgh (9/14) and had 3 tackles (2 solo)...When Holmes and left tackle Andrew Thomas started vs. the Steelers, it was the 8th consecutive year at least one Giants rookie draft choice started the season opener, which was tied for the NFL's longest streak with Buffalo, Carolina, Jacksonville and Tampa Bay.
- » Tallied 3 tackles (2 solo) and combined with linebacker Markus Golden for his first career sack, a 7-yard takedown of Dak Prescott, at Dallas (10/11)...Made 4 solo tackles and picked up the first fumble recovery of his career when he fell on a ball that linebacker Blake Martinez had forced from the hands of running back Ronald Jones, who had just caught a 3-yard pass from Tom Brady vs. Tampa Bay (11/2)...Intercepted his first pass when he picked off a Russell Wilson pass in the 4th quarter at Seattle (12/6)...Wilson's pass caromed off running back Chris Carson's facemask and Tae Crowder's hand before Holmes grabbed it...Collected a season-high 5 tackles (4 solo) at Washington and at the Seahawks.

COLLEGE

- » Holmes played in 35 games with 33 starts in 3 seasons at UCLA, where his career totals included 121 tackles (89 solo), 8 interceptions, 28 passes defended, 2 forced fumbles and 2 fumble recoveries...Also averaged 23.1 yards on 38 kickoff returns, including a 93-yard touchdown in 2018...In 2019, started all 10 games in which he played...Selected honorable mention All-Pac-12...Finished with 34 tackles (24 solo)...Led the Bruins with 2 interceptions and was credited with 8 passes defended...In 2018, started all 12 games and was selected honorable mention All-Pac-12 after leading the team with 3 interceptions, including one he returned 31 yards for a touchdown vs. Arizona State, a career-high 12 passes defended and 2 forced fumbles...Finished 5th on the team with a career-high 48 tackles (34 solo)...Enrolled at UCLA in January 2017 and as a freshman, played in 13 games with 11 starts...Holmes and defensive lineman Jaquan Phillips were the first pair of true freshmen defenders to start a season opener for the Bruins...Led the team with 3 interceptions, including one he returned 30 yards for a touchdown vs. Hawaii (9/9)...Collected 39 tackles (29 solo) and 6 passes defended.

OFF-THE-FIELD ACTIVITY

- » Assisted in the creation of the Pasadena Giants Youth Football and Cheer program in his hometown of Pasadena to help prepare children for the future and promote their love of the game...Partnered with Yonkers Public Schools and Yonkers My Brother's Keeper (MBK) to support student social and emotional well-being and academic achievement...Joined forces with Covenant House New Jersey in Newark during the 2021 season to support homeless youth through education, employment and financial literacy...Contributed grants through the NFL Foundation to the Pasadena Giants and Life Builders Inc., which provides mentorship services to children and adults... Provided Thanksgiving meals to families in Yonkers.

PERSONAL

- » Full name is Darnay Darius Robert Holmes...Earned a bachelor's degree in African American studies in 3 years...Started his prep career at Oaks Christian before transferring to Newbury Park High School for his sophomore season, playing with his older brother (Darick Jr.) and catching 87 passes for 1,349 yards and 15 touchdowns...Transferred to Calabasas (Calif.) High School for his junior and senior seasons, leading the program to back-to-back section titles for the first time in school history...Concluded career with 39 touchdown catches...As a senior in 2015, had 69 receptions for 1,214 yards and 14 touchdowns, plus 30 tackles on defense...Also returned kickoff...Led the Coyotes to their first CIF football championship...Holmes scored 5 touchdowns 4 different ways in a 42-3 victory against Palos Verdes in a CIF Southern Section Western Division final...In the game, he scored twice on punt returns and added scores rushing, receiving and on a 68-yard interception return...Invited to the U.S. Army All-America Bowl Game...Father, Darick Holmes, was an NFL running back from 1995-99 and rushed for 1,769 yards and 11 touchdowns for Buffalo, Green Bay and Indianapolis...Brother played wide receiver at Arizona from 2015-18...Also has an older sister, Derica...Earned a spot on the athletic director's Academic Honor Roll in Spring 2018 and Fall 2018.

DARNAY HOLMES' NFL REGULAR SEASON DEFENSIVE STATISTICS

TACKLES										INTERCEPTIONS					O. FUMB.			ST		MISC.					
DATE	TEAM	GP	GS	TK	S	A	TKL	YDS	SK	YDS	QB	NO	YDS	LG	TD	FF	FR	TD	YDS	TK	S	A	FF	S	A
2020	Giants	12	5	30	23	7	0	0	0.5	3.5	2	1	0	0	0	5	0	1	0	0	0	0	0	0	0
2021	Giants	11	4	28	20	8	0	0	0.0	0.0	1	1	15	15	0	2	0	0	0	1	1	0	0	0	0
NFL TOTALS		23	9	58	43	15	0	0	0.5	3.5	3	2	15	15	0	7	0	1	0	0	1	1	0	0	0

DARNAY HOLMES' NFL REGULAR SEASON RETURN STATISTICS

DATE	TEAM	KICKOFF RETURNS					PUNT RETURNS					
		RET	YDS	AVG	LG	TD	NO	FC	YDS	AVG	LG	TD
2020	Giants	0	0	0.0	0	0	0	0	0	0.0	0	0
2021	Giants	5	97	19.4	23	0	0	0	0	0.0	0	0
NFL TOTALS		5	97	19.4	23	0	0	0	0	0.0	0	0

SINGLE-GAME HIGHS: DEFENSIVE

Total Tackles 6 at Washington Football Team, Sep 16, 2021
 5 vs. Las Vegas Raiders, Nov 07, 2021
 5 at Seattle Seahawks, Dec 06, 2020
 5 at Washington Football Team, Nov 08, 2020
 4 at Tampa Bay Buccaneers, Nov 22, 2021
 ...1 more at 4.

Solo Tackles 5 at Washington Football Team, Sep 16, 2021
 4 at Tampa Bay Buccaneers, Nov 22, 2021
 4 at Seattle Seahawks, Dec 06, 2020
 4 at Washington Football Team, Nov 08, 2020
 ...1 more at 4.

Sacks 0.5 at Dallas Cowboys, Oct 11, 2020

Passes Defensed 2 at Dallas Cowboys, Oct 11, 2020
 1 vs. Philadelphia Eagles, Nov 28, 2021
 1 vs. Denver Broncos, Sep 12, 2021
 1 at Seattle Seahawks, Dec 06, 2020
 ...2 more at 1.

Fumble Recoveries 1 vs. Tampa Bay Buccaneers, Nov 02, 2020
Interceptions 1 vs. Philadelphia Eagles, Nov 28, 2021
 1 at Seattle Seahawks, Dec 06, 2020

Interception Return Yards 15 vs. Philadelphia Eagles, Nov 28, 2021

Special Teams Tackles 1 vs. Atlanta Falcons, Sep 26, 2021



JALYN HOLMES

DEFENSIVE LINEMAN

HEIGHT: 6-5
WEIGHT: 283
COLLEGE: OHIO STATE
HOW ACQUIRED: FA-'22
NFL EXP.: 5TH YEAR
GIANTS EXP.: 1ST YEAR



TRANSACTIONS

- » Originally a 4th-round (102nd pick overall) draft choice by the Minnesota Vikings in 2018...Released by Minnesota on Sept. 1, 2021...Signed to the New Orleans Saints' practice squad on Sept. 6, 2021...Added to the active roster on Sept. 18 and Oct. 5, 2021...Signed as a free agent by the Giants on May 18, 2022.

CAREER HIGHLIGHTS

- » Holmes has played in 33 regular-season games with 10 starts...Played in 2 postseason games for the 2019 Vikings...Career totals include 61 tackles (30 solo), 1.0 sack and 6 tackles for loss, plus one fumble recovery in the playoffs.
- » In 2021, played in 8 games with one start for the Saints and was credited with 14 tackles (7 solo), including a season-high 4 stops (one solo) vs. Dallas (12/2)...Credited with 1.0 sack at Philadelphia (11/21) and a half-sack vs. Buffalo (11/25)...Started at left defensive end and had 2 solo tackles at the Jets (12/2).
- » In 2020, played in 14 games with 9 starts in 2020 and had 36 tackles (16 solo), all career bests...Made his first career start vs. Green Bay (9/13) and recorded 2 solo tackles, including one stop for loss...Had 5 tackles (3 solo), one tackle for loss and his first career pass defended at Indianapolis (9/20)...Made the first of 8 consecutive starts and contributed 4 tackles (one solo) at Green Bay (11/1)...Tallied a career-high 6 tackles (3 solo) vs. Dallas (11/22).
- » In 2019, played in regular-season games and 2 postseason games...Finished with 6 tackles (3 solo), including one for loss, and one postseason fumble recovery...Recorded 4 total tackles (3 solo), including one for loss, vs. Chicago (12/29)...Made his postseason debut in the NFC Wild Card win at New Orleans (1/5) and recovered a 4th-quarter Drew Brees fumble...Played on defense in the divisional playoff game at San Francisco (1/11).
- » As a rookie in 2018, played in 5 games at defensive tackle and end...Registered 5 tackles (4 solo), including 1.0 sack...Made his NFL debut at Philadelphia (10/7) and recorded his first career tackle by bringing down Jay Ajayi...Logged 3 tackles (2 solo) vs. Arizona (10/14)...Notched his first career sack by bringing down Sam Darnold in the 4th quarter at the Jets (10/21).

COLLEGE

- » Played in 49 games with 9 starts at Ohio State and totaled 84 tackles, 14 tackles for loss and 5.5 sacks...Named 2-time All-Big Ten honorable mention...Member of Big Ten title-winning teams in 2014 and 2017...As a senior in 2017, was a team captain and registered all 9 of his career starts...Member of the Buckeyes' 2014 national championship season and was a part of bowl victories over Alabama (Sugar Bowl), Oregon (CFP national championship game), Notre Dame (Fiesta Bowl) and USC (Cotton Bowl).

PERSONAL

- » Has 2 children, JalyN and Jaxson...Majored in family resource management...Attended Lake Taylor High School in Norfolk, Va. and helped the school win its first Virginia 4A state championship in 2012, capping off a perfect 15-0 season...Played in the U.S. Army All-American Bowl...Played basketball for 3 years.

JALYN HOLMES' NFL REGULAR SEASON DEFENSIVE STATISTICS

		TACKLES										INTERCEPTIONS					O. FUMB.				ST		MISC.				
DATE	TEAM	GP	GS	TK	S	A	FL	YDS	SK	YDS	QBH	NO	YDS	LG	TD	PD	FF	FR	TD	YDS	TK	S	A	FL	FR	S	A
2018	Vikings	5	0	3	3	0	1	5	1.0	5.0	1	0	0	0	0	0	0	0	0	0	0	0	0	0	0	0	0
2019	Vikings	6	0	4	2	2	1	8	0.0	0.0	0	0	0	0	0	0	0	0	0	0	0	0	0	0	0	0	0
2020	Vikings	14	9	36	16	20	2	12	0.0	0.0	4	0	0	0	0	2	0	0	0	0	0	0	0	0	0	0	0
2021	Vikings	0	0	0	0	0	0	0	0.0	0.0	0	0	0	0	0	0	0	0	0	0	0	0	0	0	0	0	0
Went from Minnesota to New Orleans.																											
2021	Saints	8	1	14	7	7	2	6	0.0	0.0	0	0	0	0	0	1	0	0	0	0	0	0	0	0	0	0	0
2021	TOTAL	8	1	14	7	7	2	6	0.0	0.0	0	0	0	0	0	1	0	0	0	0	0	0	0	0	0	0	0
NFL TOTALS		33	10	57	28	29	6	31	1.0	5.0	5	0	0	0	0	3	0	0	0	0	0	0	0	0	0	0	0

JALYN HOLMES' NFL POSTSEASON DEFENSIVE STATISTICS

		TACKLES										INTERCEPTIONS					O. FUMB.			ST			MISC.				
DATE	TEAM	GP	GS	TK	S	A	FL	YDS	SK	YDS	QBH	NO	YDS	LG	TD	PD	FF	FR	TD	YDS	TK	S	A	FL	FR	S	A
2019	Vikings	2	0	0	0	0	0	0	0.0	0.0	0	0	0	0	0	0	0	1	0	1	0	0	0	0	0	0	0
NFL TOTALS		2	0	0	0	0	0	0	0.0	0.0	0	0	0	0	0	0	0	1	0	1	0	0	0	0	0	0	0

SINGLE-GAME HIGHS: DEFENSIVE

Total Tackles	6 vs. Dallas Cowboys, Nov 22, 2020 5 at Indianapolis Colts, Sep 20, 2020 4 vs. Dallas Cowboys, Dec 02, 2021 4 vs. Detroit Lions, Nov 08, 2020 4 at Green Bay Packers, Nov 01, 2020 ...1 more at 4.	Passes Defensed	1 vs. Dallas Cowboys, Dec 02, 2021 1 vs. Carolina Panthers, Nov 29, 2020 1 at Indianapolis Colts, Sep 20, 2020
Solo Tackles	3 vs. Dallas Cowboys, Nov 22, 2020 3 at Indianapolis Colts, Sep 20, 2020 2 at Tampa Bay Buccaneers, Dec 19, 2021 2 at Philadelphia Eagles, Nov 21, 2021 ...3 more at 2.	Tackles For Loss	1 vs. Buffalo Bills, Nov 25, 2021 1 at Philadelphia Eagles, Nov 21, 2021 1 at Indianapolis Colts, Sep 20, 2020 ...3 more at 1.
Sacks	1.0 at New York Jets, Oct 21, 2018		

SINGLE-GAME HIGHS - POSTSEASON: DEFENSIVE

Fumble Recoveries	1 at New Orleans Saints, Jan 05, 2020	Longest Opponent's Fumble Return	1 at New Orleans Saints, Jan 05, 2020
--------------------------	---------------------------------------	---	---------------------------------------



ADOREE' JACKSON

CORNERBACK

HEIGHT: 5-11
WEIGHT: 185
COLLEGE: USC
HOW ACQUIRED: FA-'21
NFL EXP.: 6TH YEAR
GIANTS EXP.: 2ND YEAR



TRANSACTIONS

- » Originally a first-round (18th pick overall) draft choice by the Tennessee Titans in 2017...Released by Tennessee on March 16, 2021...Signed as a free agent by the Giants on March 23, 2021.

CAREER HIGHLIGHTS

- » Jackson has played in 59 regular-season games with 53 starts and started all 6 postseason games in which he played...Totaled 261 tackles (222 solo), 3 interceptions, 41 passes defended, 7 tackles for loss, 3 forced fumbles and 2 fumble recoveries in the regular season...Also averaged 22.3 yards on 27 kickoff returns and 8.8 yards on 53 punt returns...In the postseason, he has 24 tackles (22 solo) and 5 passes defended.
- » In his first season with the Giants in 2021, played in 13 games with 12 starts...Inactive at Miami (12/5) and at the Chargers (12/12) with a quad injury...Did not play vs. Dallas (12/19) and at Philadelphia (12/26) when he was on the Reserve/COVID-19 list...Totaled 62 tackles (47 solo), 8 passes defended, one interception and one tackle for loss...Started in his Giants debut and made 5 tackles (3 solo) vs. Denver (9/12)...Tallied 5 tackles (4 solo) and his first 2 passes defended of the season at Washington (9/16)...Recorded 7 tackles at New Orleans (10/3) and at Dallas (10/10)...Posted one pass defended in five consecutive games from Oct. 24-Nov. 28...Tied his career high with 12 tackles (8 solo) at Kansas City (11/7)...Recorded his lone interception of the season at Tampa Bay (11/22) when he picked off Buccaneers quarterback Tom Brady and returned it 10 yards.
- » In 2020, played in the final 3 regular-season games, starting 2...Missed the first 13 games with a knee injury he suffered in training camp...Finished with 12 tackles (9 solo)...had 2 tackles (one solo) in his season debut vs. Detroit (12/20)...Made his first start of the season and had 6 tackles (4 solo) at Green Bay (12/27)...Contributed 4 unassisted stops at Houston (1/3)...Started in an AFC Wild Card Game and had a career postseason-high 8 solo tackles vs. Baltimore (1/10).
- » In 2019, played in 11 regular-season games with 10 starts and started all 3 postseason games...Inactive for the season's final 5 regular-season games with a knee injury suffered at Indianapolis (12/1)...Posted 40 tackles (36 solo), 2 stops for loss and 7 passes defended...Returned 3 punts for 26 yards and 2 kickoffs for 23 yards...Collected 9 tackles (8 solo) and a team-best 6 passes defended in the playoffs...Had 8 tackles (6 solo) and 2 passes defended vs. Kansas City (11/10)...Recorded a career-high 12 tackles (10 solo), including one for loss and one pass defended at Jacksonville (12/24)...Credited with 4 solo stops in the AFC Championship Game at Kansas City (1/9).
- » In 2018, played in all 16 games with 13 starts...Ranked 3rd on the team with 2 interceptions and 2nd with 11 passes defended...Tallied 69 tackles (62 solo), including 3 stops for loss...Averaged 9.3 yards on 16 punt returns...Tied for the team lead in passes defended five times in 2018...Collected his first career interception (off of Deshaun Watson on a deep pass intended for DeAndre Hopkins in the end zone in the 2nd quarter) and had 6 solo tackles and 2 passes defended vs. Houston (9/16)...Recorded 2 tackles and intercepted a Josh Allen pass intended for Andre Holmes that he returned 7 yards at Buffalo (10/7)...Registered 8 solo tackles vs. Baltimore (10/14) and a season-high 9 tackles, all unassisted, at Indianapolis (11/18).
- » As a rookie in 2017, started all 16 regular-season games and both of the Titans' postseason games at cornerback...Led the team with a career-high 23 passes defended...Registered 67 tackles (58 solo), 4 stops for loss and 3 forced fumbles...Returned 34 punts for an 8.5-yard average and 25 kickoffs for a 23.1-yard average...In the playoffs, tallied 7 tackles (6 solo) and 3 passes defended...Averaged 4.5 yards on 4 punt returns and 21.0 yards on 6 kickoff returns...Led or tied for the team lead in passes defended 8 times...Made his NFL debut vs. Oakland (9/10) and posted 4 solo tackles and a team-high 2 passes defended...Returned one kickoff for 35 yards and one punt for 5 yards...Collected a season and team-high 11 solo tackles at Pittsburgh (11/16) and 8 unassisted stops at San Francisco (12/17)...Tallied 4 solo tackles in his postseason debut in an AFC Wild Card Game at Kansas City (1/6).

COLLEGE

- » In 3 seasons at Southern California, played in 40 games with 37 starts (34 at cornerback, one at safety, one at wide receiver and one concurrently at cornerback and wide receiver)...Recorded 139 tackles, 6 stops for loss, 29 passes defended, 6 interceptions including one returned for a touchdown, 3 fumble recoveries and 2 forced fumbles...On offense, notched 39 receptions for 628 yards and 6 touchdowns and 15 carries for 92 yards...As a return specialist, averaged 27.1 yards on 79 kickoff returns with 4 touchdowns and 12.6 yards on 46 punt returns with 4 scores...Scored 15 career touchdowns in 4 different ways: via reception (6), interception (one), kickoff return (4) and punt return (4).
- » Tied the NCAA records for most career touchdowns on both kick (8) and all (9) returns...Owns the USC career records for kickoff returns (79) and yardage (2,141 yards) and his 27.1-yard average is 2nd in school history...His 4 punt return touchdowns are tied for the school record.
- » As a junior in 2016, started all 13 games at cornerback...Collected 55 tackles, 2 for loss and team-high totals of 11 deflections, 5 interceptions and 2 fumble recoveries...Averaged 29.5 yards on 26 kickoff returns with 2 touchdowns and 15.8 yards on 20 punt returns with 2 scores...Had 7 carries for 51 yards and 2 receptions for 76 yards with a touchdown while playing 18 plays on offense...Ranked 2nd nationally in both punt and kickoff return touchdowns...Won the Thorpe Award as the nation's best defensive back and one of 4 finalists for both the Hornung Award and Lott IMPACT Trophy...Named a consensus first-team All-America by the AP (cornerback), Football Writers (punt returner), Football Coaches (all-purpose player), Walter Camp (defensive back; 2nd team kick returner), Sporting News (cornerback), ESPN (all-purpose player), Sports Illustrated (all-purpose player; 2nd team returner), Phil Steele (punt returner; 2nd team all-purpose player and 3rd team defensive back and kick returner) and a 2nd-teamer by USA Today (returner).
- » Named the 2016 Pac-12 Defensive Player of the Year and first-team All-Pac-12 at 2 positions (defensive back and return specialist)...A team captain, named USC's most valuable player (the first Trojan to repeat as team MVP since 2004-05) as well as USC's Special Teams Player of the Year and Defensive Perimeter Player of the Year.
- » In 2015, started 12 games at cornerback, one at safety and one at wide receiver...Totaled 35 tackles, 8 pass deflections, one forced fumble and one interception returned for a touchdown...Registered 27 receptions for 414 yards and 2 touchdowns and 7 carries for 36

yards on offense...Averaged 23.0 yards on 30 kickoff returns and 10.5 yards on 24 punt returns, 2 for touchdowns...Was the nation's only player with at least 400 receiving yards, 600 kickoff return yards, 200 punt return yards and 30 tackles...Named first-team All-Pac-12 as a defensive back, 2nd team as a return specialist and USC's MVP.

- » As a freshman in 2014, played in all 13 games with 10 starts at cornerback and one start concurrently at wide receiver...Tallied 49 tackles, 4 stops for loss, 10 passes defended, one forced fumble and one fumble recovery...Added 10 receptions for 138 yards and 3 touchdowns and one carry for 5 yards...Posted 23 kickoff returns for a 29.7-yard average and 2 touchdowns and 2 punt returns for 12 yards...Named to several freshman All-America teams and Pac-12 Defensive Freshman of the Year.

OFF-THE-FIELD ACTIVITY

- » Partnered with the STEM Alliance and Children's Village during the 2021 season to provide access to STEM learning opportunities for all children.

PERSONAL

- » Majored in communications with a real estate minor...Jackson was a long jumper and sprinter on USC's track team in the springs of 2015 and 2016, winning the Pac-12 outdoor long jump title both years (and placing 2nd in the Pac-12 100 meters in 2016) and earning All-America status both years after twice placing 5th in the NCAA long jump...Placed 10th in the long jump in the 2016 U.S. Olympic Trials.
- » Attended Serra (Gardena, Calif.) High School, where he was named to the 2013 USA Today All-USA first team, Parade All-America first team, Prep Star All-America Dream Team and several other All-America team...All-CIF Western Division Defensive Player of the Year and All-Mission League MVP...As a senior, played wide receiver, running back, defensive back and return specialist...Ran for 639 yards and 5 touchdowns on 66 carries and caught 38 passes for 812 yards with 7 scores...Had 36 tackles, 6 interceptions (3 for touchdowns) and one forced fumble and had 3 additional touchdowns on returns...In 2012, received numerous honors after catching 33 passes for 546 yards and 5 touchdowns and rushing for 175 yards on 7 carries with 5 touchdowns on offense, plus he had 56 tackles, 5 interceptions, 7 passes defended, 2 forced fumbles and one fumble recovery on defense...As a sophomore in 2011, had 2 receptions for 39 yards and made 23 tackles, 6 interceptions and 10 pass deflections...Played his freshman year at Belleville (Ill.) East High School...Moved to California prior to his sophomore year in high school...Was also on Serra's track team and won the 2012 state long jump title at 20-0.5 and was named the 2012 Cal-Hi Sports California Sophomore Athlete of the Year and 2013 Cal-Hi Sports California Junior Athlete of the Year...Was also a guard on Serra's basketball team...Lists his parents, Chris and Vianca Jackson, as the people that inspire him the most...Jackson, business partner James Moore, and Jay Levine co-founded Kor Media Entertainment (KME), a Los Angeles-based entertainment agency under the Warner Brothers Digital umbrella.

ADOREE' JACKSON'S NFL REGULAR SEASON DEFENSIVE STATISTICS

DATE	TEAM	TACKLES										INTERCEPTIONS					O. FUMB					ST					MISC						
		GP	GS	TK	S	A	TFL	YDS	SK	YDS	QBH	NO	YDS	LG	TD	PD	FF	FR	TD	YDS	TK	S	A	TFL	FR	S	A	TD	FR	S	A		
2017	Titans	16	16	70	61	9	1	1	0.0	0.0	0	0	0	0	17	3	0	0	0	0	0	0	0	0	0	0	0	0	0	0	0		
2018	Titans	16	13	72	66	6	2	1	0.0	0.0	0	2	7	7	0	10	0	0	0	0	1	1	0	0	0	0	0	0	0	0	0	0	
2019	Titans	11	10	45	39	6	3	11	0.0	0.0	0	0	0	0	6	0	0	0	0	0	0	0	0	0	0	0	0	0	0	0	0	0	
2020	Titans	3	2	12	9	3	0	0	0.0	0.0	0	0	0	0	0	0	0	0	0	0	0	0	0	0	0	0	0	0	0	0	0	0	
2021	Giants	13	12	62	47	15	1	3	0.0	0.0	0	1	10	10	0	8	0	0	0	0	0	0	0	0	0	0	0	0	0	0	0	0	0
NFL TOTALS		59	53	261	222	39	7	16	0.0	0.0	0	3	17	10	0	41	3	0	0	0	1	1	0	0	0	0	2	0	0	0	0	0	0

ADOREE' JACKSON'S NFL POSTSEASON DEFENSIVE STATISTICS

		TACKLES										INTERCEPTIONS					O. FUMB					ST					MISC				
DATE	TEAM	GP	GS	TK	S	A	TFL	YDS	SK	YDS	QBH	NO	YDS	LG	TD	PD	FF	FR	TD	YDS	TK	S	A	FF	FR	S	A				
2017	Titans	2	2	7	6	1	0	0	0.0	0.0	0	0	0	0	0	0	0	0	0	0	0	0	0	0	0	0	0	0			
2019	Titans	3	3	9	8	1	0	0	0.0	0.0	0	0	0	0	0	5	0	0	0	0	0	0	0	0	0	0	0	0			
2020	Titans	1	1	8	8	0	0	0	0.0	0.0	0	0	0	0	0	0	0	0	0	0	0	0	0	0	0	0	0	0			
NFL TOTALS		6	6	24	22	2	0	0	0.0	0.0	0	0	0	0	0	5	0	0	0	0	0	0	0	0	0	0	0	0			

ADOREE' JACKSON'S NFL REGULAR SEASON RETURN STATISTICS

DATE	TEAM	RET.	KICKOFF RETURNS					PUNT RETURNS				
			YDS.	AVG.	LG	TD	NO.	FC	YDS.	AVG.	LG	TD
2017	Titans	25	578	23.1	57	0	34	9	290	8.5	46	0
2018	Titans	0	0	0.0	0	0	16	9	148	9.3	26	0
2019	Titans	2	23	11.5	23	0	3	1	26	8.7	17	0
2020	Titans	0	0	0.0	0	0	0	0	0	0.0	0	0
2021	Giants	0	0	0.0	0	0	0	0	0	0.0	0	0
NFL TOTALS		27	601	22.3	57	0	53	19	464	8.8	46	0

ADOREE' JACKSON'S NFL POSTSEASON RETURN STATISTICS

DATE	TEAM	RET.	KICKOFF RETURNS					PUNT RETURNS				
			YDS.	AVG.	LG	TD	NO.	FC	YDS.	AVG.	LG	TD
2017	Titans	6	126	21.0	25	0	4	2	18	4.5	13	0
2019	Titans	0	0	0.0	0	0	0	0	0	0.0	0	0
2020	Titans	0	0	0.0	0	0	0	0	0	0.0	0	0
NFL TOTALS		6	126	21.0	25	0	4	2	18	4.5	13	0

SINGLE-GAME HIGHS: DEFENSIVE

Total Tackles	12 at Kansas City Chiefs, Nov 01, 2021 12 vs. Jacksonville Jaguars, Nov 24, 2019 11 at Pittsburgh Steelers, Nov 16, 2017 9 at Indianapolis Colts, Nov 18, 2018 8 vs. Kansas City Chiefs, Nov 10, 2019 ...3 more at 8.	Interceptions	1 at Tampa Bay Buccaneers, Nov 22, 2021 1 at Buffalo Bills, Oct 07, 2018 1 vs. Houston Texans, Sep 16, 2018
Solo Tackles	11 at Pittsburgh Steelers, Nov 16, 2017 10 vs. Jacksonville Jaguars, Nov 24, 2019 9 at Indianapolis Colts, Nov 18, 2018 8 at Kansas City Chiefs, Nov 01, 2021 8 vs. Baltimore Ravens, Oct 14, 2018 ...1 more at 8.	Interception Return Yards	10 at Tampa Bay Buccaneers, Nov 22, 2021 7 at Buffalo Bills, Oct 07, 2018 1 vs. Indianapolis Colts, Dec 30, 2018
Passes Defensed	2 at Washington Football Team, Sep 16, 2021 2 vs. Kansas City Chiefs, Nov 10, 2019 2 vs. Washington Redskins, Dec 22, 2018 ...8 more at 2.	Special Teams Tackles	
Forced Fumbles	1 vs. Jacksonville Jaguars, Dec 31, 2017 1 at Pittsburgh Steelers, Nov 16, 2017 1 at Miami Dolphins, Oct 08, 2017	Special Teams Fumble Recoveries	2 vs. New England Patriots, Nov 11, 2018
Tackles For Loss	1 at Tampa Bay Buccaneers, Nov 22, 2021 1 vs. Jacksonville Jaguars, Nov 24, 2019 1 at Carolina Panthers, Nov 03, 2019 ...4 more at 1.		

SINGLE-GAME HIGHS - POSTSEASON: DEFENSIVE

Total Tackles	8 vs. Baltimore Ravens, Jan 10, 2021 4 at Kansas City Chiefs, Jan 19, 2020 4 at Kansas City Chiefs, Jan 06, 2018 3 at Baltimore Ravens, Jan 11, 2020 3 at New England Patriots, Jan 13, 2018	Passes Defensed	3 at Baltimore Ravens, Jan 11, 2020 2 at New England Patriots, Jan 04, 2020
Solo Tackles	8 vs. Baltimore Ravens, Jan 10, 2021 4 at Kansas City Chiefs, Jan 19, 2020 4 at Kansas City Chiefs, Jan 06, 2018 2 at Baltimore Ravens, Jan 11, 2020 2 at New England Patriots, Jan 04, 2020 ...1 more at 2.		



MICHAEL JACQUET III

CORNERBACK

HEIGHT: 6-1
WEIGHT: 203
COLLEGE: LOUISIANA-LAFAYETTE
HOW ACQUIRED: FA-'22
NFL EXP.: 3RD YEAR
GIANTS EXP.: 1ST YEAR



23

TRANSACTIONS

- » Signed as a rookie free agent by the Philadelphia Eagles on April 26, 2020...Waived by Philadelphia on Sept. 4, 2020...Signed to Philadelphia's practice squad on Sept. 29, 2020...Activated to roster on Oct. 31, Nov. 14, and Nov. 17, 2020...Waived by Philadelphia on Aug. 31, 2021 and signed to the Eagles' practice squad on Sept. 1, 2020...Released by Philadelphia on Oct. 26, 2021...Signed to the Jacksonville Jaguars' practice squad on Nov. 15, 2021, released on Nov. 16 and re-signed on Nov. 17, 2021...Added to the active roster as a COVID-19 replacement on Jan. 1, 2022...Released by Jacksonville on Jan. 17, 2022...Signed as a free agent by the Giants on May 19, 2022.
- » Jacquet has played in 8 games with 2 starts – 7 games with 2 starts for Philadelphia in 2020 and one game for Jacksonville in 2021...Totals – all with the Eagles - include 17 tackles (12 solo), 1.0 sack, 3 passes defended and one forced fumble.
- » In 2021, played 3 snaps on special teams for the Jaguars at New England (1/2).
- » In 2020, recorded 4 tackles (3 solo) and one pass defended in his NFL debut vs. Dallas (11/1)...Made his first start at Arizona (12/20) and collected a career-high 7 tackles (5 solo), 1.0 sack, 2 passes defended and one forced fumble...Became the first Eagles rookie cornerback to force a fumble since Avonte Maddox on Jacksonville (London on 10/28/18)...Started and tallied 4 tackles (3 solo) at Dallas (12/27).

COLLEGE

- » Played 2 seasons at wide receiver at Louisiana before moving his junior season to defensive back...As a senior, earned 2nd-team All-Sun Belt honors...Played in 13 games with 12 starts and registered 45 tackles (31 solo), 5 passes defended, 2 interceptions, 1.0 sack and one forced fumble...In his first season on defense, played in 14 games and recorded 48 tackles (31 solo), 9 passes defended and 2 interceptions...In his 2 seasons as a wideout, produced 46 receptions for 494 yards and 3 touchdowns.

PERSONAL

- » Earned a degree in sports management at Louisiana...Attended Central High School in Beaumont, Texas, where he played was a 3-time all-district quarterback...As a senior, threw for 2,141 yards and 26 touchdowns and rushed for 720 yards and 17 scores...Also lettered in basketball and track...Son of Andrea Ramsey and Michael Jacquet III...Cousin of former NBA All-Star Rashard Lewis.

MICHAEL JACQUET III'S NFL REGULAR SEASON DEFENSIVE STATISTICS

		TACKLES										INTERCEPTIONS				O. FUMB				ST				MISC				
DATE	TEAM	GP	GS	TK	S	A	TFL	YDS	SK	YDS	QBH	NO	YDS	LG	TD	PD	FF	FR	TD	YDS	TK	S	A	FR	FR	TD	S	A
2020	Eagles	7	2	17	12	5	0	0	1.0	9.0	1	0	0	0	0	3	1	0	0	0	1	0	1	0	0	0	0	0
2021	Eagles	0	0	0	0	0	0	0	0.0	0.0	0	0	0	0	0	0	0	0	0	0	0	0	0	0	0	0	0	0
Went from Philadelphia to Jacksonville.																												
2021	Jaguars	1	0	0	0	0	0	0	0.0	0.0	0	0	0	0	0	0	0	0	0	0	0	0	0	0	0	0	0	0
2021	TOTAL	1	0	0	0	0	0	0	0.0	0.0	0	0	0	0	0	0	0	0	0	0	0	0	0	0	0	0	0	0
NFL TOTALS		8	2	17	12	5	0	0	1.0	9.0	1	0	0	0	0	3	1	0	0	0	1	0	1	0	0	0	0	0

SINGLE-GAME HIGHS: DEFENSIVE

Total Tackles 7 at Arizona Cardinals, Dec 20, 2020
 4 at Dallas Cowboys, Dec 27, 2020
 4 vs. Dallas Cowboys, Nov 01, 2020
 2 at Green Bay Packers, Dec 06, 2020
Solo Tackles 5 at Arizona Cardinals, Dec 20, 2020
 3 at Dallas Cowboys, Dec 27, 2020
 3 vs. Dallas Cowboys, Nov 01, 2020
 1 at Green Bay Packers, Dec 06, 2020
Sacks 1.0 at Arizona Cardinals, Dec 20, 2020

Passes Defended 2 at Arizona Cardinals, Dec 20, 2020
 1 vs. Dallas Cowboys, Nov 01, 2020
Forced Fumbles 1 at Arizona Cardinals, Dec 20, 2020
Special Teams Tackles 1 vs. Seattle Seahawks, Nov 30, 2020



RICHIE JAMES

WIDE RECEIVER

HEIGHT: 5-9
WEIGHT: 185
COLLEGE: MIDDLE TENNESSEE STATE
HOW ACQUIRED: FA-22
NFL EXP.: 5TH YEAR
GIANTS EXP.: 1ST YEAR



TRANSACTIONS

- » Originally a 7th-round (240th pick overall) draft choice by the San Francisco 49ers in 2018...Signed as a free agent by the Giants on March 25, 2022.

CAREER HIGHLIGHTS

- » James has played in 40 regular-season games with 10 starts and has played in 3 postseason games, including Super Bowl LIV...Career totals include 38 receptions for 689 yards (18.1-yard avg.) and 3 touchdowns, a 23.0-yard average on 47 kickoff returns and a 7.3-yard average on 27 punt returns...In the postseason, he has a 16.0-yard average on 7 kickoff returns and a 9.8-yard average on 5 punt returns.
- » In 2021, underwent knee surgery and spent the entire season on injured reserve.
- » In 2020, played in 11 games with 7 starts and recorded a career-high 23 receptions for 394 yard and one touchdown...Averaged 18.3 yards on 4 kickoff returns and 5.7 yards on 6 punt returns...Finished with career-high totals of 9 catches and 184 yards, including a 47-yarder and a 41-yard touchdown vs. Green Bay (11/5)...It was his first career 100-yard game...James' 184 receiving yards were the most by a 49ers wideout since Sept. 8, 2013, when Anquan Boldin registered 208 yards, also against Green Bay...He was the first player with at least 3 receptions of 40-plus yards since Kansas City's Tyreek Hill had 3 at the Jets on Dec. 3, 2017 and was the first member of the 49ers to do so since Pro Football Hall of Famer Jerry Rice (3 vs. Minnesota on Dec. 18, 1995).
- » In 2019, played in all 16 regular-season games with one start and played in all 3 postseason games...Tallied 6 receptions for 165 yards ((27.5-yard avg.) and one touchdown...Also averaged 21.4 yards on 20 kickoff returns, including an 81-yarder, and 8.0 yards on a career-high 33 punt returns...Registered his 2nd career touchdown catch on a 39-yard pass from Jimmy Garoppolo at Tampa Bay (9/8)...Caught a career-long 57-yard pass vs. Arizona (11/17)...Recorded a season-long 81-yard kickoff return vs. the Rams (12/21)...In the postseason, returned 7 kickoffs for a 16.0-yard average and 5 punts for a 9.8-yard average.
- » As a rookie in 2018, played in 13 games with 2 starts and totaled 8 receptions for 126 yards and one touchdown...Registered a career-high 23 kickoff returns for a career-best 25.2-yard average, including a career-long 97-yard touchdown, and 512 punts for a 6.3-yard average...Made his NFL debut vs. Detroit (9/16)...Started for the first time and caught his first pass, a 7-yarder from C.J. Beathard, vs. Arizona (10/7)...Had 2 receptions for 60 yards, including a season-long 53-yarder, vs. Oakland (11/1)...Returned a kickoff 97 yards for a touchdown vs. Seattle (12/16), the first 49ers score on a kickoff return since Ted Ginn, Jr. ran one back 102 yards vs. the Seahawks on Sept. 11, 2011...James was the first 49ers rookie to register a kickoff return touchdown since Amos Lawrence's 92-yarder on Nov. 22, 1981...Recorded 3 catches for 32 yards, including his first career touchdown reception on a 9-yard pass from Nick Mullens, at the Rams (12/30).

COLLEGE

- » In 3 seasons at Middle Tennessee State, James played in 31 games and finished his career as the school's career leader in receptions (244), receiving yards (3,261) and touchdown catches (23)...Added 60 rushing attempts for 542 yards and 5 touchdowns...Recorded at least one reception in all 31 games played...A team captain in 2017, he played in 5 games and tallied 31 catches for 290 yards and 3 touchdowns...As a sophomore in 2016, selected first-team All-Conference USA...Played in all 13 games and collected 105 receptions for a school-record 1,625 yards and 12 touchdowns while rushing for 339 yards and 4 scores on 38 attempts...On Nov. 26, 2016, James became the 6th player in FBS history to have 200 yards rushing (207) and 100 receiving yards (120) in a game vs. Florida Atlantic...In 2015, named first-team Freshman All-America by the Football Writers Association of America and USA Today...Also earned first-team All-Conference USA honors and was selected to the conference's all-freshman team...Played in all 13 games and registered 108 receptions for 1,346 yds. and 8 touchdowns...Set the single-season Middle Tennessee State and Conference USA freshman records in catches (108) and receiving yards (1,346)...Redshirted in 2014.

PERSONAL

- » Majored in concrete industry management...Attended Riverview High School in Sarasota, Fla., where he played quarterback as a senior and was named honorable mention all-state for Class 8A as an athlete by the Orlando Sentinel...In 2013, named honorable mention all-Southwest Florida Regional Elite Team after passing for 442 yards and 7 touchdowns and rushing for 1,044 yards and 15 scores...As a junior, tallied 49 receptions for 727 yards and 7 touchdowns...Member of the track team and competed in the 400 meters, long jump, triple jump and 4x400 relay...Born Richard Rhondel James, in Sarasota.

RICHIE JAMES' NFL REGULAR SEASON RUSHING/RECEIVING STATISTICS

DATE	TEAM	GP	GS	RECEIVING					RUSHING				
				NO.	YDS.	AVG.	LG	TD	NO.	YDS.	AVG.	LG	TD
2018	49ers	13	2	9	130	14.4	53	1	0	0	0.0	0	0
2019	49ers	16	1	6	165	27.5	57	1	2	-1	-0.5	-1	0
2020	49ers	11	7	23	394	17.1	47	1	0	0	0.0	0	0
2021	49ers	0	0	0	0	0.0	0	0	0	0	0.0	0	0
NFL TOTALS		40	10	38	689	18.1	57	3	2	-1	-0.5	0	0

RICHIE JAMES' NFL POSTSEASON RUSHING/RECEIVING STATISTICS

DATE	TEAM	GP	GS	RECEIVING					RUSHING				
				NO.	YDS.	AVG.	LG	TD	NO.	YDS.	AVG.	LG	TD
2019	49ers	3	0	0	0	0.0	0	0	0	0	0.0	0	0
2021	49ers	0	0	0	0	0.0	0	0	0	0	0.0	0	0
NFL TOTALS		3	0	0	0	0.0	0	0	0	0	0.0	0	0

RICHIE JAMES' NFL REGULAR SEASON RETURN STATISTICS

DATE	TEAM	RET.	KICKOFF RETURNS					PUNT RETURNS					
			YDS.	AVG.	LG	TD		NO.	FC	YDS.	AVG.	LG	TD
2018	49ers	23	580	25.2	97	1		12	10	75	6.3	23	0
2019	49ers	20	428	21.4	81	0		33	11	264	8.0	32	0
2020	49ers	4	73	18.3	21	0		6	6	34	5.7	12	0
2021	49ers	0	0	0.0	0	0		0	0	0	0.0	0	0
NFL TOTALS		47	1,081	23.0	97	1		51	27	373	7.3	32	0

RICHIE JAMES' NFL POSTSEASON RETURN STATISTICS

DATE	TEAM	RET.	KICKOFF RETURNS					PUNT RETURNS					
			YDS.	AVG.	LG	TD		NO.	FC	YDS.	AVG.	LG	TD
2019	49ers	7	112	16.0	22	0		5	3	49	9.8	26	0
2021	49ers	0	0	0.0	0	0		0	0	0	0.0	0	0
NFL TOTALS		7	112	16.0	22	0		5	3	49	9.8	26	0

SINGLE-GAME HIGHS: RUSHING/RECEIVING

Rush Attempts	1 at New Orleans Saints, Dec 08, 2019 1 vs. Green Bay Packers, Nov 24, 2019	Kickoff Return TDs	1 vs. Seattle Seahawks, Dec 16, 2018
Receptions	9 vs. Green Bay Packers, Nov 05, 2020 4 at Dallas Cowboys, Dec 20, 2020 3 vs. Seattle Seahawks, Jan 03, 2021 3 vs. Washington Football Team, Dec 13, 2020 3 at New Orleans Saints, Nov 15, 2020 ...1 more at 3.	Fair Catches	4 vs. Washington Football Team, Dec 13, 2020 3 vs. Atlanta Falcons, Dec 15, 2019 2 at Los Angeles Rams, Oct 13, 2019 2 at Cincinnati Bengals, Sep 15, 2019 2 at Tampa Bay Buccaneers, Nov 25, 2018 ...2 more at 2.
Receiving Yards	184 vs. Green Bay Packers, Nov 05, 2020 66 vs. Seattle Seahawks, Jan 03, 2021 60 vs. Oakland Raiders, Nov 01, 2018 57 vs. Arizona Cardinals, Nov 17, 2019 56 at Dallas Cowboys, Dec 20, 2020 22.0 vs. Seattle Seahawks, Jan 03, 2021 20.4 vs. Green Bay Packers, Nov 05, 2020 14.0 at Dallas Cowboys, Dec 20, 2020 11.0 vs. Washington Football Team, Dec 13, 2020 10.7 at Los Angeles Rams, Dec 30, 2018	Punt Return Yards	53 vs. Pittsburgh Steelers, Sep 22, 2019 49 vs. Carolina Panthers, Oct 27, 2019 38 at Los Angeles Rams, Oct 13, 2019 32 vs. Cleveland Browns, Oct 07, 2019 32 at Arizona Cardinals, Oct 28, 2018 32 vs. Cleveland Browns, Oct 07, 2019 23 vs. New York Giants, Nov 12, 2018 18 at Los Angeles Rams, Oct 13, 2019 17 at Washington Redskins, Oct 20, 2019 15 vs. Pittsburgh Steelers, Sep 22, 2019 ...1 more at 15.
Receiving Average	57 vs. Arizona Cardinals, Nov 17, 2019 53 vs. Oakland Raiders, Nov 01, 2018 47 vs. Green Bay Packers, Nov 05, 2020 45 vs. Seattle Seahawks, Jan 03, 2021 43 vs. Green Bay Packers, Nov 05, 2020 1 vs. Green Bay Packers, Nov 05, 2020 1 at Tampa Bay Buccaneers, Sep 08, 2019 1 at Los Angeles Rams, Dec 30, 2018	Longest Punt Return	6 vs. Carolina Panthers, Oct 27, 2019 5 vs. Pittsburgh Steelers, Sep 22, 2019 3 vs. Green Bay Packers, Nov 24, 2019 3 vs. Seattle Seahawks, Nov 11, 2019 3 at Arizona Cardinals, Oct 31, 2019 ...2 more at 3.
Longest Receptions	184 vs. Green Bay Packers, Nov 05, 2020 135 vs. Arizona Cardinals, Nov 17, 2019 123 vs. Pittsburgh Steelers, Sep 22, 2019 113 vs. Seattle Seahawks, Dec 16, 2018 111 at Seattle Seahawks, Dec 02, 2018 4 at Arizona Cardinals, Oct 31, 2019 4 at Seattle Seahawks, Dec 02, 2018 4 at Green Bay Packers, Oct 15, 2018 3 vs. Arizona Cardinals, Nov 17, 2019 ...2 more at 3.	Punt Returns	12.7 at Los Angeles Rams, Oct 13, 2019 10.7 at Arizona Cardinals, Oct 28, 2018 10.6 vs. Pittsburgh Steelers, Sep 22, 2019 8.3 at Arizona Cardinals, Oct 31, 2019 8.2 vs. Carolina Panthers, Oct 27, 2019 27.3 at Seattle Seahawks, Dec 02, 2018 27.0 at Green Bay Packers, Oct 15, 2018 23.3 vs. Arizona Cardinals, Nov 17, 2019 17.5 at Arizona Cardinals, Oct 31, 2019 15.3 vs. Denver Broncos, Dec 09, 2018
Receiving TDs	113 vs. Seattle Seahawks, Dec 16, 2018 109 at Seattle Seahawks, Dec 02, 2018 108 at Green Bay Packers, Oct 15, 2018 81 vs. Los Angeles Rams, Dec 21, 2019 70 vs. Arizona Cardinals, Nov 17, 2019 ...1 more at 70.	Kickoff Return Average	1 at New Orleans Saints, Dec 08, 2019 1 at Seattle Seahawks, Dec 02, 2018 1 vs. Green Bay Packers, Nov 05, 2020 1 at Tampa Bay Buccaneers, Sep 08, 2019 1 at Los Angeles Rams, Dec 30, 2018 ...1 more at 1.
All-Purpose Yards	113 vs. Seattle Seahawks, Dec 16, 2018 109 at Seattle Seahawks, Dec 02, 2018 108 at Green Bay Packers, Oct 15, 2018 81 vs. Los Angeles Rams, Dec 21, 2019 70 vs. Arizona Cardinals, Nov 17, 2019 ...1 more at 70.	Special Teams Tackles	1 vs. Green Bay Packers, Nov 24, 2019 1 at Seattle Seahawks, Dec 02, 2018 1 vs. Green Bay Packers, Nov 05, 2020 1 at Tampa Bay Buccaneers, Sep 08, 2019 1 at Los Angeles Rams, Dec 30, 2018 ...1 more at 1.
Kickoff Returns	113 vs. Seattle Seahawks, Dec 16, 2018 109 at Seattle Seahawks, Dec 02, 2018 108 at Green Bay Packers, Oct 15, 2018 81 vs. Los Angeles Rams, Dec 21, 2019 70 vs. Arizona Cardinals, Nov 17, 2019 ...1 more at 70.	Most TDs	1 at New Orleans Saints, Nov 15, 2020 1 vs. Pittsburgh Steelers, Sep 22, 2019 1 at Los Angeles Rams, Dec 30, 2018
Kickoff Return Yards	113 vs. Seattle Seahawks, Dec 16, 2018 109 at Seattle Seahawks, Dec 02, 2018 108 at Green Bay Packers, Oct 15, 2018 81 vs. Los Angeles Rams, Dec 21, 2019 70 vs. Arizona Cardinals, Nov 17, 2019 ...1 more at 70.	Miscellaneous Tackles	1 at New Orleans Saints, Nov 15, 2020 1 vs. Pittsburgh Steelers, Sep 22, 2019 1 at Los Angeles Rams, Dec 30, 2018
Longest Kickoff Return	971 vs. Seattle Seahawks, Dec 16, 2018 81 vs. Los Angeles Rams, Dec 21, 2019 42 at Seattle Seahawks, Dec 02, 2018 32 at Green Bay Packers, Oct 15, 2018 32 vs. Arizona Cardinals, Oct 07, 2018		

SINGLE-GAME HIGHS - POSTSEASON: RUSHING/RECEIVING

All-Purpose Yards	61 at Kansas City Chiefs, Feb 02, 2020 55 vs. Green Bay Packers, Jan 19, 2020 45 vs. Minnesota Vikings, Jan 11, 2020	Punt Return Yards	26 vs. Green Bay Packers, Jan 19, 2020 23 vs. Minnesota Vikings, Jan 11, 2020
Kickoff Returns	4 at Kansas City Chiefs, Feb 02, 2020 2 vs. Green Bay Packers, Jan 19, 2020 1 vs. Minnesota Vikings, Jan 11, 2020	Longest Punt Return	26 vs. Green Bay Packers, Jan 19, 2020 18 vs. Minnesota Vikings, Jan 11, 2020 5 vs. Minnesota Vikings, Jan 11, 2020
Kickoff Return Yards	61 at Kansas City Chiefs, Feb 02, 2020 29 vs. Green Bay Packers, Jan 19, 2020 22 vs. Minnesota Vikings, Jan 11, 2020	Punt Returns	3 vs. Minnesota Vikings, Jan 11, 2020 1 at Kansas City Chiefs, Feb 02, 2020 1 vs. Green Bay Packers, Jan 19, 2020
Longest Kickoff Return	22 vs. Minnesota Vikings, Jan 11, 2020 19 at Kansas City Chiefs, Feb 02, 2020 18 vs. Green Bay Packers, Jan 19, 2020 15 at Kansas City Chiefs, Feb 02, 2020 14 at Kansas City Chiefs, Feb 02, 2020	Punt Return Average	7.7 vs. Minnesota Vikings, Jan 11, 2020
Fair Catches	2 vs. Minnesota Vikings, Jan 11, 2020 1 vs. Green Bay Packers, Jan 19, 2020	Kickoff Return Average	15.3 at Kansas City Chiefs, Feb 02, 2020

100-YARD RECEIVING GAMES (1): REGULAR SEASON

DATE	TEAM	NO.	YDS.	AVG.	LG	TD
11/05/20	PACKERS	9	184	20.4	47	1





COLLIN JOHNSON
WIDE RECEIVER
HEIGHT: 6-6
WEIGHT: 220
COLLEGE: TEXAS
HOW ACQUIRED: W[JAX]-'21
NFL EXP.: 3RD YEAR
GIANTS EXP.: 2ND YEAR



TRANSACTIONS

- » Originally a 5th-round (165th pick overall) draft choice by the Jacksonville Jaguars in 2020...Waived by Jacksonville on Aug. 31, 2021...Awarded off waivers to the Giants on Sept. 1, 2021.

CAREER HIGHLIGHTS

- » Johnson has played in 26 games with one start for the Jaguars and Giants...Totals include 29 receptions for 377 yards (13.0-yard avg.) and 2 touchdowns, with a long catch of 46 yards.
- » In his first season with the Giants in 2021, he played in 12 games with one start...Caught 11 passes for 105 yards, with a long reception of 16 yards...Recorded season-high totals of 5 catches for 15 yards, including a 16-yarder, in his Giants debut vs. Atlanta (9/26)...Tallied 2 receptions for 21 yards vs. the Rams (10/17) and 2 for 10 yards at Kansas City (11/1)...Made his first NFL start and had one catch 16 yards, tying his season long, vs. Dallas (12/1).
- » As a rookie with Jacksonville in 2020, played in 14 games and finished with 18 receptions for 272 yards and 2 touchdowns...Caught one pass for 14 yards in his NFL debut vs. Indianapolis (9/13)...Had 3 receptions for 30 yards, including a 4-yarder from Gardner Minshew for his first NFL touchdown, at Houston (10/11)...Set career highs with 4 catches for 96 yards, including a touchdown on a career-long 46-yard reception, vs. Cleveland (11/29)...Caught 4 passes for 66 yards at Minnesota (12/6).

COLLEGE

- » Played in 45 games and made 29 starts at Texas, finishing his career with 188 receptions (6th-most in school history) for 2,624 yards (5th-most in school history) and 15 touchdowns...Had at least two catches in 40 of the 45 games in which he played in during his career...As a junior in 2018, posted career-high totals of 68 catches for 985 yards and 7 touchdowns.

OFF-THE-FIELD ACTIVITY

- » Teamed up with the NYPD-led Far Rockaway Giants throughout the 2021 season to improve police-community relations and education through flag football in Far Rockaway, Queens.

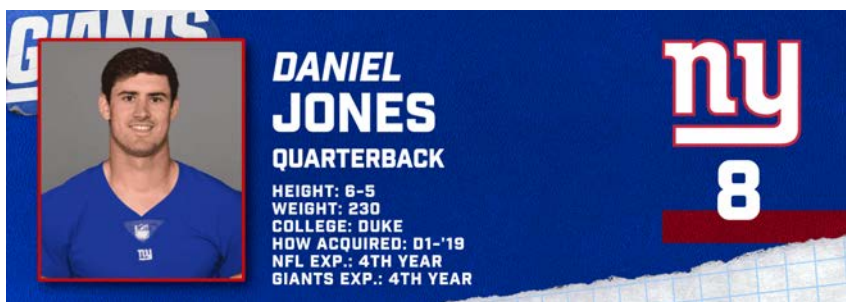
PERSONAL

- » Played at Valley Christian High School in San Jose and holds career school records with 1,176 receiving yards and 17 touchdowns...Johnson's father, Johnnie, was a 2-time consensus first-team All-America (1978-1979) with the Longhorns and was a first-round choice by the Los Angeles Rams. Johnnie played with his brother, Bobby (1978-81), who was also a defensive back at Texas. Similar to his father, Collin played at Texas with his brother, Kirk... Kirk played in 21 career games with the Longhorns and rushed 12 times for 59 yards.

COLLIN JOHNSON'S NFL REGULAR SEASON RUSHING/RECEIVING STATISTICS													
DATE	TEAM	RECEIVING					RUSHING						
		GP	GS	NO.	YDS.	AVG.	LG	TD	NO.	YDS.	AVG.	LG	TD
2020	Jaguars	14	0	18	272	15.1	46†	2	0	0	0.0	0	0
2021	Jaguars	0	0	0	0	0.0	0	0	0	0	0.0	0	0
Went from Jacksonville to N.Y. Giants.													
2021	Giants	1	0	11	105	9.5	16	0	0	0	0.0	0	0
2021	TOTAL	1	0	11	105	9.5	16	0	0	0	0.0	0	0
NFL TOTALS		15	0	29	377	13.0	46†	2	0	0	0.0	0	0

SINGLE-GAME HIGHS: RECEIVING

Receptions	5 at New York Giants, Sep 26, 2021 4 at Minnesota Vikings, Dec 06, 2020 4 vs. Cleveland Browns, Nov 29, 2020 3 at Houston Texans, Oct 11, 2020 2 at Kansas City Chiefs, Nov 01, 2021 ...2 more at 2.	Receiving TDs	1 vs. Cleveland Browns, Nov 29, 2020 1 at Houston Texans, Oct 11, 2020
Receiving Yards	96 vs. Cleveland Browns, Nov 29, 2020 66 at Minnesota Vikings, Dec 06, 2020 51 at New York Giants, Sep 26, 2021 33 vs. Tennessee Titans, Dec 13, 2020 30 at Houston Texans, Oct 11, 2020	All-Purpose Yards	96 vs. Cleveland Browns, Nov 29, 2020 66 at Minnesota Vikings, Dec 06, 2020 51 at New York Giants, Sep 26, 2021 33 vs. Tennessee Titans, Dec 13, 2020 30 at Houston Texans, Oct 11, 2020
Receiving Average	24.0 vs. Cleveland Browns, Nov 29, 2020 16.5 at Minnesota Vikings, Dec 06, 2020 10.2 at New York Giants, Sep 26, 2021 10.0 at Houston Texans, Oct 11, 2020	Special Teams Tackles	1 at New Orleans Saints, Oct 03, 2021
Longest Receptions	46t vs. Cleveland Browns, Nov 29, 2020 34 at Minnesota Vikings, Dec 06, 2020 27 vs. Tennessee Titans, Dec 13, 2020 21 at Minnesota Vikings, Dec 06, 2020 20 vs. Cleveland Browns, Nov 29, 2020	Most TDs	1 vs. Cleveland Browns, Nov 29, 2020 1 at Houston Texans, Oct 11, 2020



TRANSACTIONS

- » Originally a first-round (6th pick overall) draft choice by the Giants in 2019.

GIANTS NOTES

- » In 2021, Jones became the 8th player to throw at least 1,000 passes for the Giants, making him eligible for inclusion in the team's career records. He has completed 796 of 1,268 throws for a completion percentage of 62.77 that is the highest in franchise history. Eli Manning is 2nd at 60.29 (4,895-8,119).
- » Jones has thrown 29 interceptions among those 1,286 passes, a 2.3 percentage that is the lowest in Giants history among quarterbacks with at least 1,000 attempts. Kerry is second at 2.8 (70 picks in 2,473 passes).
- » Jones - the first of the Giants' 3 first-round draft choices in 2019 - was just the 3rd quarterback selected by the Giants in the first round of the NFL Draft...The others were Phil Simms in 1979 and Philip Rivers in 2004...Rivers was soon sent to the Chargers in the trade that brought Manning to the Giants.
- » In 2019, Jones joined Arizona's Kyler Murray and Jacksonville's Gardner Minshew as rookie quarterbacks who passed for at least 20 touchdowns...It was just the 2nd season in NFL history in which at least 3 rookie quarterbacks threw at least 20 touchdown passes...In 2012, Russell Wilson, Andrew Luck and Robert Griffin III comprised the trio.
- » Jones was the first rookie quarterback in NFL history with 2 games of 300+ passing yards and 4+ touchdown passes - and he had 3 of them.
- » Jones threw at least one touchdown pass in each of his first 13 career starts, the 4th-longest streak among quarterbacks who started their careers since the 1970 merger:

Consecutive Starts			
Name	Team	with a Touchdown Pass	Year(s)
Kurt Warner	St. Louis	23	1999-2000
Baker Mayfield	Cleveland	17	2018-19
Brad Johnson	Minnesota	15	1996-97
Daniel Jones	Giants	13	2019-20

- » Jones' streak was the 2nd-longest in Giants' history; Hall of Famer Y.A. Tittle threw a touchdown pass in 15 consecutive games from 1962-64...Manning had 3 separate 12-game streaks in his 16-year career...Jones' streak ended in Chicago on Sept. 20, 2020.
- » Jones has rushed for 1,000 yards on 172 attempts, a 5.8-yard average that ranks first among the 87 players in Giants history with 100 or more carries.
- » Jones' 423 rushing yards in 2020 were the most by a Giants quarterback in the Super Bowl era.
- » Jones has led the Giants in rushing in 11 different games and had the team's longest run in 11 games.

CAREER HIGHLIGHTS

- » In his first 3 seasons, Jones played in 38 games with starts in each of his last 37 appearances...His totals are 1,268 attempts, 796 completions (62.8%) for 8,398 yards, 45 touchdowns and 29 interceptions for a passer rating of 84.3...The passes, completions and yardage totals are the most in franchise history through a players' first 3 seasons who began his career with the Giants...Eli Manning's 54 touchdown passes is the other record in the first 3 seasons...Jones' 796 completions are the 6th-highest total in franchise history and his 45 touchdown passes are 7th.
- » Jones' 8,398 yards is the 8th-highest total in Giants history...Dave Brown is 7th with 8,806.
- » Jones 62.78 completion percentage is the highest in franchise history (minimum 1,00 attempts):
Daniel Jones (2019-21) 62.78%
 Eli Manning (2004-19) 60.29%
 Kerry Collins (1999-03) 58.51%
 Y.A. Tittle (1961-64) 55.89%
 Phil Simms (1979-93) 55.43%
- » Jones has thrown for at least 300 yards in a game 6 times; the Giants are 3-3 in those games.
- » Jones has 172 rushing attempts for 1,000 yards (5.8-yard avg.) and 5 touchdowns with a long run of 80 yards...Since becoming the starter in Week 3 of the 2019 season, Jones has led the Giants in rushing in 11 games, the most by a Giants quarterback in the Super Bowl era...He has also had the team's longest run in 11 games, including 9 in which he was also the leading rusher.
- » Jones is 12-25 as a starter.
- » Jones has led the Giants to 3 victories in games in which they trailed or were tied in the fourth quarter: Sept. 22, 2019 at Tampa Bay in his first NFL start, Dec. 22, 2019 at Washington and Oct. 3, 2021 at New Orleans.
- » In 2021, Jones started all 11 games in which he played...He was inactive from Dec. 5-Dec. 19 with a neck injury suffered vs. Philadelphia (11/28) before being placed on season-ending injured reserve for the final 3 games...Completed 232 of 361 passes (64.3%) for 2,428 yards, 10 touchdowns and 7 interceptions for a passer rating of 84.8...Finished 3rd on the Giants with 298 rushing yards on 62 carries (4.8-yard avg.) and 2 touchdowns...The 298 rushing yards was the 4th-highest total by a Giants quarterback in the

- Super Bowl era...Elected one of the Giants' team captains for the 2nd straight year.
- » Jones' completion percentage was the 2nd-highest by a Giants quarterback in a single season among qualifiers for the NFL passing title: 65.97 Eli Manning (380-576, 2018)
 - » **64.26 Daniel Jones (232-361, 2021)**
 - » Jones 1.9 interception percentage tied for the 4th-lowest in a single season in Giants history:
 - 1.3 Phil Simms, 1990 (4 int., 311 att.)
 - 1.4 Jeff Hostetler, 1991 (4 int., 285 att.)
 - 1.4 Kurt Warner, 2004 (4 int., 277 att.)
 - » **1.9 Daniel Jones, 2021 (7 int., 232 att.)**
 - 1.9 Eli Manning, 2018 (11 int., 576 att.)
 - » Jones recorded a passer rating of 907. Or better in each of the season's first 4 games...Completed 22 of 37 passes for 267 yards, including a 37-yard touchdown to Sterling Shepard, and no interceptions vs. Denver (9/12)...Also rushed for 6 times for 27 yards, including a 4-yard touchdown on the game's final play.
 - » Set the Giants record for the most rushing yards by a quarterback since 1960 when he ran for 95 rushing yards on 9 attempts (10.6-yard avg.) and one touchdown at Washington (9/16)...Eclipsed his own record of 92 yards, which he set at Philadelphia on Oct. 22, 2020...Also completed 22 of 32 passes for 249 yards, a 33-yard touchdown to Darius Slayton and no interceptions...It was his 2nd consecutive game and the 3rd of his career with at least one passing and one rushing touchdown.
 - » Became just the 7th quarterback since 2011 with at least 200 passing yards, 90 rushing yards, one passing touchdown and one rushing touchdown in a game.
 - » Completed 24 of 35 passes for 266 yards and rushed for 39 yards on 8 carries vs. Atlanta (9/26).
 - » Earned NFC Offensive Player of the Week after he set his single-game career highs in passing yards (402), pass yards per attempt (10.05) and passing first downs (17) in a comeback overtime win at New Orleans (10/3)...He also threw 2 touchdowns, completed 28 of 40 passes and had one interception on a Hail Mary at the end of the first half for a 108.5 passer rating...The 400-yard game was the first by a Giants quarterback since Manning threw for 434 yards vs. Philadelphia on Dec. 17, 2017 and the first in a victory since Manning passes for 403 yards against Baltimore on Oct. 16, 2016...Jones' touchdown passes were 52 yards to John Ross and 54 yards to Saquon Barkley. It was the first game in which the Giants threw 2 touchdown passes of 50+ yards since Dec. 17, 2017, when Manning had scoring throws of 67 yards to Shepard and 57 yards to Tavarres King.
 - » Ran 4 times for 27 yards...His 402 passing yards were the 4th-most on the road in Giants history...Led the Giants on a 9-play, 75-yard drive in overtime which was capped off by a 6-yard Saquon Barkley rushing touchdown...The game-winning drive was the third of his career.
 - » Completed 5 of 13 passes for 98 yards on 5 of 13 completions before leaving the game with a concussion in the 2nd quarter at Dallas (10/10)...Posted career highs of 51 passes and 29 completions, for 242 yards with 3 interceptions, vs. the L.A. Rams (10/17).
 - » Threw at least one touchdown pass in each of his final 5 games from Oct. 24-Nov. 28...Completed 23 of 33 passing for 203 yards, one touchdown and no interceptions for a 95.9 passer rating vs. Carolina (10/24)...Rushed 8 times for 28 yards and caught one pass for 16 yards from wide receiver Dante Pettis on a spectacular one-hand grab for his first career reception...Became the first Giants quarterback since Kerry Collins (-2 yards) on Sept. 10, 2001 at Denver to catch a pass...Jones also joined Cam Newton (twice) and Russell Wilson as the only quarterbacks in NFL history with at least 200 passing, 25 rushing and 15 receiving yards in a single game.
 - » Posted his 2nd game of the season with 2 touchdown passes while completing 22 of 33 attempts for 222 yards and one interception at Kansas City (11/1)...Tied his career high by completing 75.0% of his passes (15 of 20) for 110 yards, one touchdown and no interceptions for a 104.2 passer rating vs. Las Vegas (11/7)...It was his 9th game with a rating of at least 100.0...He also hit 75% of his throws (21 of 28) in a victory vs. Philadelphia on Nov. 15, 2020...Jones completed all 9 of his passes in the first half. He was the first Giants quarterback to complete all his first half pass attempts with at least 5 throws since Oct. 10, 1993, when Phil Simms was 9-for-9 for 101 yards and 2 touchdowns in a 41-7 victory in Washington.
 - » Completed 23 of 38 passes for 167 yards, one touchdown and 2 interceptions at Tampa Bay (11/22)...Threw the lone touchdown pass of the game to tackle Andrew Thomas on a 2-yard score...Hit 19 of 30 passes for 202 yards and one touchdown for a 94.0 passer rating, his 8th game of the season with a rating of 90.0 or better, vs. Philadelphia (11/28)...Suffered a neck injury on the 2nd play but finished the rest of the game...Was inactive the next 3 games before going on season-ending injured reserve on Dec. 20.
 - » In 2020, Jones started all 14 games in which he played...He was inactive at Seattle (12/6) with a hamstring injury and vs. Cleveland (12/20) with hamstring and ankle injuries...Completed 280 of 448 passes (62.5%) for 2,943 yards, 11 touchdowns and 10 interceptions for a passer rating of 80.4.
 - » Jones had 65 rushing attempts for 423 yards (6.5-yard average), the team's 2nd-highest total and the record for a Giants quarterback in the Super Bowl era...Pro Football Hall of Famer Fran Tarkenton previously held the record with 306 yards in 1967:

MOST RUSHING YARDS BY GIANTS QB / SUPER BOWL ERA

2020 Jones, Daniel	423
1967 Tarkenton, Fran	306
1968 Tarkenton, Fran	301
2021 Jones, Daniel	298
2019 Jones, Daniel	279
1991 Hostetler, Jeff	273

- » Jones' 6.5-yard average was the NFL's highest among the 91 players with at least 50 rushing attempts in 2020...It was the 2nd-highest in a single season in Giants history among players with 50+ attempts behind Ward Cuff (6.54 average on 80 carries in 1943).
- » Jones was the first quarterback in Giants history with 2,500 passing yards and 400 rushing yards in a season...Led the Giants in rushing 6 times, a single-season record for a Giants quarterback in the Super Bowl era...Jones first set the mark with 3 leading performances as a rookie in 2019...Lamar Jackson, who led Baltimore in rushing 7 times, was the only quarterback to pace his team more often than Jones.
- » Jones rushed for at least 45 yards in 5 different games in 2020, the most by a Giants quarterback in the Super Bowl era...Jackson (8) and Arizona's Kyler Murray (7) were the only quarterbacks with more 45-yard rushing games in 2020.
- » Ran for one touchdown...Elected one of the Giants' team captains.
- » From Nov. 2 vs. Tampa Bay until the season finale vs. Dallas on Jan. 3, Jones threw a career-high 177 passes without an interception...He did not throw a pick in 5 consecutive games...The streak ended when Cowboys safety Donovan Wilson picked off a Jones pass in the 3rd quarter.
- » Jones threw a season-high 41 passes 3 times: vs. Pittsburgh (9/14), vs. Tampa Bay (11/2) and at Baltimore (12/27)...He had season-high totals in completions (26) and yards (279) against the Steelers...On Nov. 15 vs. Philadelphia, Jones completed a career-best 75% of his passes (21 of 28)...Jones had a season-high 2 touchdown passes in 4 games: vs. Pittsburgh, at Philadelphia (10/22), vs. Tampa Bay and vs. Dallas (1/3).
- » Jones completed 17 of 25 passes for 229 yards, 2 touchdowns and one interception vs. Dallas for a 106.9 passer rating...Completed 16 of 27 passes for 213 yards and no touchdowns or interceptions for a passer rating of 84.3 in Cincinnati (11/29) before leaving the game with a right hamstring injury he suffered on a 7-yard run in the 3rd quarter.
- » In the Giants' first victory of the season, vs. Washington (10/18), Jones led the Giants with 74 yards on 7 carries...The yardage total was the highest by a Giants quarterback since Jeff Hostetler ran for 82 yards at New England on Dec. 30, 1990...The 7 rushing attempts

- were the most by a Giants quarterback since Kerry Collins ran 7 times at St. Louis on Sept. 15, 2002.
- » In that game, Jones gained 49 yards on a 2nd quarter run around left end, then the longest run by a Giants quarterback in the Super Bowl era...The previous long was a 47-yarder by Hostetler at Phoenix on 10, 1991.
 - » Four days later, Jones broke both rushing records in a Thursday night game in Philadelphia (10/22)...He led all rushers with 92 yards, the most rushing yards by a Giants quarterback in a game since Frank Filchock had 108 against at Pittsburgh on Oct. 6, 1946...Jones gained most of his yards on an 80-yard run in the 3rd quarter...It was the longest run by a Giants' quarterback in the Super Bowl era, easily eclipsing his 49-yarder vs. Washington...The 80-yarder was also the longest run by a quarterback in NFL history that did not result in a touchdown...It was the longest run by an NFL quarterback since Tennessee's Marcus Mariota scored on an 87-yard run against Jacksonville on Dec. 6, 2015.
 - » Jones' run tied for the 4th-longest in Giants history and was the 2nd-longest that was not a touchdown:
 - 95 Tiki Barber, at Oakland, Dec. 31, 2005 (TD)
 - 91 Hap Moran, vs. Green Bay, Nov. 23, 1930
 - 88 Ahmad Bradshaw, at Buffalo, Dec. 23, 2007(TD)
 - 80 Eddie Price, at Philadelphia, Dec. 9, 1951 (TD)
 - 80 Daniel Jones, at Philadelphia, Oct. 22, 2020
 - » When Jones rushed for a 34-yard touchdown vs. Philadelphia (11/15), it was the 5th game in 2020 in which he had the Giants' longest run...Hostetler was the last Giants quarterback to do that, in 1991...The rushing touchdown was Jones' first since Sept. 22, 2019, when he scored on a pair of 7-yard runs – including the game-winner – at Tampa Bay in his first NFL start.
 - » Jones' 34-yarder was the longest touchdown run by a Giants quarterback since Nov. 10, 1991, when Hostetler scored on a 47-yard run in a 21-14 victory at Phoenix.
 - » The touchdown vs. Philadelphia was Jones' 3rd run of the season of at least 34 yards, the most by a Giants quarterback in a single season in the Super Bowl era and the most by an NFL quarterback in 2020.
 - » Jones had 9 carries vs. both Philadelphia and Dallas, the highest total by a Giants quarterback since Hostetler had 10 at New England on Dec. 30, 1990, when he rushed for a team-high 82 yards in 13-10 victory vs. the Patriots.
 - » In 2 games vs. the Eagles, Jones rushed for 156 yards, the highest single-season total by a Giants quarterback against one opponent...The previous mark was Hostetler's 82 yards vs. New England in 1990...Jones had the 2nd-highest rushing total by a quarterback vs. a single opponent in 2020; Jackson ran for 169 yards vs. Cleveland – for the 2nd consecutive season.
 - » As a rookie in 2019, Jones played in 13 games, including starts in each of the last 12 contests in which he appeared...He set franchise rookie records with 459 passes, 284 completions, 3,027 yards and 24 touchdown passes...The former records had all stood since Charley Conerly set them in 1948...They were 299 passes, 162 completions, 2,175 yards and 22 touchdown passes. Jones also threw 12 interceptions and had a passer rating of 87.7.
 - » Jones' 24 touchdown passes led all rookie quarterbacks in 2019 and were the 4th-most by a rookie in a single season in NFL history...Only Baker Mayfield (27 in 2018), Peyton Manning (26 in 1998) and Russell Wilson (26 in 2012) had more.
 - » Jones threw a touchdown pass in each of his last 12 games – all starts – the longest streak by a Giants quarterback since Eli Manning threw for a score in 12 straight games in 2008...The Giants' previous rookie record of 9 consecutive games with a touchdown pass to begin a career was set by Conerly in 1948.
 - » In 2 games against Washington, Jones threw 6 touchdown passes, the highest total by a Giants rookie quarterback against a single opponent...The old mark of 5 was set by Conerly against the Pittsburgh Steelers in 1948.
 - » Jones finished 2nd on the team with 289 rushing yards, then the 3rd-highest total by a Giants quarterback in the Super Bowl era...He was surpassed only by Fran Tarkenton in 1967 and '68 (306 and 301 yards, respectively).
 - » Jones led the Giants in rushing yards 3 times, with 28 yards in his starting debut at Tampa Bay (9/22), a season-high 54 yards vs. Dallas (11/4) and 20 yards at the Jets (11/10)...He was the first Giants quarterback to lead the team in rushing yards 3 times in a season in the Super Bowl era.
 - » Jones' 54 rushing yards vs. the Cowboys was the highest yardage total by a Giants quarterback since Dec. 30, 1990, when Hostetler ran for 82 yards in a victory at New England...It was the most rushing attempts by a Giants quarterback since Manning had 6 vs. Dallas on Jan. 1, 2012 – but Manning's total included 3 kneel-downs.
 - » Jones had runs of 14 and 16 yards vs. Dallas to become the first Giants quarterback with 2 rushes that long in a game since Dec. 18, 1994, when fellow Duke alum Dave Brown had runs of 16 and 17 yards at Philadelphia.
 - » Jones had the Giants' longest run in 3 separate games, including a season-long 26-yarder at Chicago (11/24).
 - » In the season finale vs. Philadelphia (12/29), Jones threw a then career-high 47 passes and tied another with 28 completions (the 3rd time he hit that total, and the 2nd week in a row)...Jones threw for 301 yards, one touchdown and one interception for a passer rating of 76.6.
 - » Jones was intercepted by Eagles cornerback Sidney Jones with 3:09 remaining in the 4th quarter, ending his streak of 88 consecutive passes without throwing a pick.
 - » The 300-yard game was Jones' 2nd in a row and his Giants rookie-record 5th of the season...The five 300-yard games are tied for the 3rd-highest single-season total in franchise history...Manning had 8 in 2011 and 6 in 2015, plus 5 in both 2014 and 2018...Kerry Collins had five 300-yard games in 2001...Jones is tied with Tyler Murray (2019) and Joe Burrow (2020) for the 3rd-most 300-yard games by a rookie quarterback in NFL history...Only Justin Herbert (8 games in 2020) and Andrew Luck (6 games in 2012) had more.
 - » Each of Jones' first four 300-yard games occurred when the Giants were the visiting team: at Tampa Bay, Detroit, the Jets and Washington...He was the first NFL quarterback to record his first four 300-yard games on the road since Kirk Cousins did it his first 5 such games for Washington from 2012-15...Manning's first eight 300-yard games all occurred when the Giants were visitors.
 - » Jones had 15 touchdown passes and no interceptions in his first four 300-yard games...Only 2 other quarterbacks in history have thrown at least 15 touchdown passes in their first four 300-yard games, but they didn't avoid turnovers like Jones: Pro Football Hall of Famer Sammy Baugh (20 touchdowns and 8 interceptions from 1943-47) and Earl Morrall (15 touchdowns and 9 interceptions from 1963-70 – the only four 300-yard games of his career).
 - » Jones completed 28 of 42 passes for 352 yards, 5 touchdowns and no interceptions for a season-high passer rating of 132.1 in the 41-34 overtime victory in Washington (12/22)...He was the first rookie in NFL history with at least 350 passing yards, 5 touchdown passes and zero interceptions in a game.
 - » Jones was the first rookie in Giants history to throw 5 touchdown passes in a game...He shared the previous record of 4 touchdown passes, which was set by Conerly on Oct. 17, 1948 vs. the Chicago Cardinals and tied by Tom Kennedy on Dec. 11, 1966 vs. Pittsburgh. Jones tied the mark at Detroit (10/27) and at the Jets (11/10).
 - » Jones was the 5th rookie in NFL history to throw 5 touchdown passes in a game...The others were Detroit's Matthew Stafford vs. Cleveland on Nov. 22, 2009; Tampa Bay's Jameis Winston at Philadelphia on Nov. 22, 2015; and Houston's Deshaun Watson vs. Kansas City on Oct. 8, 2017 and Ray Bivud, who played for the Chicago Bears in 1937-38...On Dec. 5, 1937, he threw 5 touchdown passes in the season finale in Wrigley Field vs. the Chicago Cardinals.
 - » While Jones threw for 5 touchdowns, Saquon Barkley set a franchise record with 279 yards from scrimmage...The Giants were the first team in NFL history to have one player with 275+ scrimmage yards and another with 5 touchdown passes in the same game.
 - » Jones joined Dallas' Dak Prescott (twice in 2016) as the only rookie quarterbacks in NFL history with 2 games of at least 300 passing yards, 2 touchdown passes and zero interceptions...The game in Washington was Jones' 3rd with at least 4 touchdown passes...The only other rookies in NFL history to do that were Watson and Pro Football Hall of Famer Fran Tarkenton in 1961.
 - » Jones was the first Giants quarterback to throw 4 or more touchdowns in at least 3 games in one season since Manning (3) in 2015...He was the first player in Giants history to throw at least 4 touchdown passes without an interception 3 times in one season.
 - » The 5 touchdown passes were tied for the 3rd-highest total in Giants history...Hall of Famer Y.A. Tittle threw for 7 scores vs. Washington on Oct. 28, 1962...Tittle (Dec. 16, 1962 vs. Dallas) and Manning (Nov. 1, 2015 at New Orleans) each threw 6 touchdown passes in a

- game...Jones was the 4th player to throw 5...The others were Manning (Dec. 30, 2012 vs. Philadelphia), Phil Simms (Sept. 7, 1980 at St. Louis) and Tarkenton (Oct. 25, 1970 vs. St. Louis).
- ▶ Jones' 352 passing yards in Washington was the 2nd-highest total by a Giants rookie, behind Conerly's 363 yards at Pittsburgh on Dec. 5, 1948.
 - ▶ Jones completed 28 of 41 passes for 322 yards, 4 touchdowns and no interceptions at Detroit (10/27)...He was the 2nd rookie quarterback in history to avoid an interception while throwing for at least 300 yards and 4 scores...The first was Tennessee's Marcus Mariota, who on Nov. 8, 2015 had a 371-4-0 line in a 34-28 victory in New Orleans...Jones later accomplished the feat twice more, at the Jets and at Washington.
 - ▶ In another Oct. 27 game, Jacksonville rookie quarterback Gardner Minshew passed for 279 yards with 3 touchdowns and no interceptions in the Jaguars' 29-15 win vs. the Jets...With Jones and Minshew, Week 8 was the 2nd in NFL history in which 2 rookie quarterbacks each passed for at least 3 touchdowns and 0 interceptions in the same week, joining Week 16 of the 2018 season (the Jets' quarterback Sam Darnold and Cleveland's Baker Mayfield).
 - ▶ Jones was the first rookie quarterback to throw 4 touchdown passes in a game since Mayfield on Nov. 25, 2018 at Cincinnati.
 - ▶ Jones set his then career high with his 3rd touchdown pass in Detroit...He was the first Giants rookie with 3 touchdown passes in a game since Manning on Jan. 2, 2005 vs. Dallas, and the first to do it on the road since Simms on Dec. 9, 1979 at St. Louis.
 - ▶ When Murray and Jones, the first and 6th players selected in the 2019 NFL Draft started for the Cardinals and Giants, respectively, on Oct. 20, it was the first matchup of rookie starting quarterbacks in the NFL in 2019...It was also the first game in which the first 2 quarterbacks chosen in their draft signed off since Sept. 13, 2015, when Winston (No. 1) played against Mariota (No. 2)...In addition, it was just the 9th game since the 1970 merger in which rookie quarterbacks selected among the first 10 choices in the draft started against each other.
 - ▶ When Jones made his first career start at Tampa Bay (9/22) he became the first Giants rookie to start at quarterback since Jan. 2, 2005 – the final game of Manning's first season – and the first rookie quarterback to make his starting debut since Manning on Nov. 21, 2004.
 - ▶ Jones completed 23 of 36 passes for 336 yards, 2 touchdowns and no interceptions for a passer rating of 112.7...He also ran for 2 touchdowns while leading the Giants with 28 rushing yards...The Giants overcame an 18-point halftime deficit to defeat the Buccaneers, 32-31.
 - ▶ Jones was the first rookie quarterback in the Super Bowl era and just the 2nd overall to throw for at least 300 yards and 2 touchdowns and run for 2 scores in his starting debut...The first was Detroit's Eric Hipple who also passed for 336 yards and was responsible for 6 touchdowns – 4 passing and 2 rushing – in a 48-17 victory vs. Chicago on 19, 1981.
 - ▶ Jones and Hipple are the only 2 quarterbacks since the merger with multiple touchdown passes and multiple rushing touchdowns in their first start...The previous rookie quarterback to hit that double in a game was Buffalo's Josh Allen, who threw for 3 scores and ran for 2 vs. Miami on Dec. 30, 2018 in his 11th career start.
 - ▶ Jones was the first quarterback to be responsible for 4 touchdowns in his starting debut since Mariota threw for 4 scores at Tampa Bay on Sept. 13, 2015.
 - ▶ Jones was the first Giants rookie quarterback to win his initial career start since Dec. 7, 1980, when Scott Brunner completed eight of 18 passes for 161 yards, 2 touchdowns and one interception in a 27-21 victory at Seattle.
 - ▶ Jones was the 14th quarterback since the 1970 merger to start his first NFL game in a Giants uniform...He joined Brunner as the only 2 of those 14 quarterbacks to throw 2 touchdown passes in their debut...His 36 passes were the 4th-highest total (strike-replacement starter Mike Busch threw 41 passes in 1987, Joe Pisarcik threw 38 in 1977, and Manning threw 37). But Jones' 23 completions were the most among the 14 first timers...The previous high was Manning's 17...And Jones not only became the first Giants quarterback to pass for more than 300 yards in his debut, he was the first to exceed 200 yards...The previous high was Danny Kanell's 198 yards on Oct. 12, 1997 at Arizona.
 - ▶ Jones was the first quarterback drafted by the Giants to start a game for them since Dec. 28, 2003 – the final game before Manning's arrival the following spring – when Jesse Palmer, a 4th-round choice in 2001, played the entire game in a 37-24 loss to the Carolina Panthers in Giants Stadium...Palmer completed 18 of 43 passes for 110 yards, 2 touchdowns and 4 interceptions.
 - ▶ The Giants had lost won a game started by a quarterback they drafted on Oct. 31, 1999 at Philadelphia, 23-17 in overtime...Kent Graham, an 8th-round draft choice in 1992 who spent 3 seasons with the Giants, one with the Detroit Lions and 2 with Arizona, re-signed with the Giants as a free agent on Feb. 17, 1998...In that Halloween game vs. the Eagles, Graham completed 26 of 41 passes for 241 yards, one touchdown and no interceptions.
 - ▶ The Giants had lost won a game started by a quarterback they drafted and who was still with the team after that initial transaction on Oct. 18, 1998, when Kanell led the team to a 34-7 victory vs. Arizona...Kanell, a 4th-round draft choice in 1996, completed 22 of 36 passes for 259 yards, 3 touchdown and no interceptions.
 - ▶ Jones scored the Giants' first touchdown on a 7-yard run in the 2nd quarter...It was the first rushing touchdown by a Giants quarterback since Manning scored on a one-yarder at Indianapolis on Dec. 23, 2018...The 7-yard run was the longest by a Giants quarterback since Manning's 14-yarder on Oct. 1, 2017 – also at Tampa Bay.
 - ▶ Jones was the first Giants quarterback other than Manning with a rushing touchdown since David Carr scored on a 12-yard run against Oakland in Giants Stadium on Oct. 11, 2009.
 - ▶ Jones was the first quarterback whose team overcame an 18-point deficit (28-10) to win in his first career start since Dec. 14, 1997, when Jon Kitna and the Seattle Seahawks fell behind the Raiders in Oakland, 21-3, before rallying for a 22-21 victory.
 - ▶ Jones was the first NFL quarterback to throw for at least 336 yards in his starting debut since Green Bay's Scott Tolzien passed for 339 yards on Nov. 17, 2013 – vs. the Giants in MetLife Stadium.
 - ▶ Jones was the first Giants quarterback other than Manning to throw for at least 300 yards since Nov. 2, 2003, when Kerry Collins passed for 303 yards in a victory against the Jets.
 - ▶ Jones was the first Giants quarterback to rush for 2 touchdowns in a game since Hostetler on Nov. 10, 1991 (runs of 47 and 4 yards in a 21-14 victory against the Cardinals) and the first with 2 rushing touchdowns in a season since Collins in 1999.
 - ▶ Jones was the first Giants quarterback with at least 2 passing and 2 rushing touchdowns in a game since Nov. 28, 1948, when Conerly threw scoring passes of 14 yards to Ray Poole and 23 yards to Bill Swiacki and scored on runs of one and 14 yards against the Boston Yankees.
 - ▶ Jones was credited with his first game-winning drive (leading his team from a 4th-quarter deficit or tie to a victory)...He was the first NFL quarterback to do so in his first start since Baltimore's Lamar Jackson on Nov. 18, 2018 vs. Cincinnati.
 - ▶ Jones' first career touchdown pass was a 75-yarder to tight end Eric Engram...It was the longest first touchdown pass by Giants quarterback since Hostetler's 85-yarder to Stephen Baker at New Orleans on Nov. 26, 1988, and the longest by an NFL player since Arizona tight end Logan Thomas threw an 81-yarder to Andre Ellington on Oct. 5, 2014.
 - ▶ Jones was the first quarterback to lead the Giants in rushing since 1, 2000, when Collins ran for 19 yards in a loss at Tennessee.
 - ▶ Jones improved to 2-0 as a starter when he led the Giants to a 24-3 victory vs. Washington (9/29)...He became the first Giants quarterback to win his first 2 starts since Kanell in 1997 and the first rookie to do so since Simms in 1979...Jones was the 12th quarterback selected in the first round of the draft since the 1970 merger to win each of his first 2 starts with both starts coming in their rookie year.
 - ▶ In those 2 games, Jones completed 46 of 67 passes (68.7%) for 561 yards, 3 touchdowns and 2 interceptions...The yardage total was the highest among Giants quarterbacks who began their career in the Super Bowl era, easily topping Kanell's 418 yards in his first 2 starts...Jones' 68.7 completion percentage was the highest by a Giants quarterback in his first 2 starts in the Super Bowl era.
 - ▶ The quarterbacks for the majority of the Giants' victory vs. Washington were Jones and Dwayne Haskins...It was the first Giants game in which a rookie quarterback threw a pass for each team since Dec. 18, 2004, when the players were Manning and Pittsburgh's Ben Roethlisberger.
 - ▶ Jones made his NFL debut when he relieved Manning for the Giants' final series at Dallas (9/8)...He completed 3 of 4 passes for 17 yards, with a long completion of 6 yards, and ran once for 5 yards...Jones' first career completion was a 5-yarder to running back Wayne Gallman, Jr. on his initial snap...Gained 5 yards on his first pro rushing attempt but lost a fumble that was forced by linebacker Leighton Vander Esch and recovered by Chidobe Awuzie.

COLLEGE

- » Jones started all 36 games in which he played at Duke from 2016-18...Was a team captain in 2017-18...Two-time recipient of the Carmen Falcone Award as Duke's Most Valuable Player (2016 & 2018)...Three-time Academic All-ACC selection (2016-18)...Two-time ACC Quarterback of the Week (vs. Northwestern and North Carolina in 2018)...Four-time Manning Award Star of the Week recipient (vs. Notre Dame and North Carolina in 2016, and Northwestern and North Carolina in 2018)...MVP of the 2017 Quick Lane Bowl vs. Northern Illinois...Offensive Player of the Game of the 2018 Walk-On's Independence Bowl vs. Temple.
- » Completed 764 of 1,275 passes (60%) for 8,201 yards, 52 touchdowns, and 29 interceptions...Added 406 rushing attempts for 1,323 yards (3.3-yard avg.) and 17 touchdowns, caught 2 passes for 6 yards, and punted 5 times for 170 yards...Compiled 9,524 yards of total offense...Averaged 8 passing yards per game...Played 2,603 career snaps...Recorded 300+ yards of total offense in 13 games, including a career-high 547 (186 rushing & 361 passing) vs. North Carolina in 2018...Threw multiple touchdown passes in 16 games, including a career-high 5 vs. Temple in his final game in 2018...Completed 20+ passes in 20 games, including a career-high 34 vs. Miami in 2016...Threw for 300+ yards in 9 games, including a career-high 423 yards vs. Temple in 2018.
- » Holds Duke single-game records for total offensive yards (547 vs. North Carolina, 2018) and rushing yards by a quarterback (186 vs. North Carolina, 2018) while sharing the school game marks for touchdown passes of 50+ yards (2 vs. Pittsburgh, 2018).
- » In 2018, Jones started all 11 games in which he played...Suffered fractured left clavicle in the 3rd quarter vs. Northwestern (9/8) and underwent surgery on Sept. 9, forcing him to miss games vs. Baylor and N.C. Central...Received the program's Carmen Falcone Award as Duke's Most Valuable Player, becoming the sixth 2-time recipient of the honor, joining Leo Hart (1969-70), Keith Stoneback (1973-74), Scottie Montgomery (1998-99), Mike Hart (2000-01) and John Talley (2005-06)...Two-time ACC Quarterback of the Week honoree and Manning Award Star of the Week recipient following performances vs. Northwestern and North Carolina.
- » Completed 237 of 392 passes (60.5%) for 2,674 yards, 22 touchdowns and 9 interceptions while rushing 104 times for 319 yards (3.1-yard avg.)...Compiled 2,993 total offensive yards...Averaged 243.1 passing yards per game...Caught one pass for 6 yards...Punted twice for 54 yards with both kicks downed inside the opponent 20-yard line...Completed 20+ passes in 6 games, including a season-high 31 vs. North Carolina...Threw for more than 300 yards in 3 games: Pittsburgh (396), North Carolina (361) and Temple (423)...Tossed 3+ TD passes vs. Northwestern (3), Georgia Tech (3), Pittsburgh (4), North Carolina (3) and Temple (5)...Threw a season-long 85-yard pass to wide receiver T.J. Rahming vs. Temple in the Walk-On's Independence Bowl.
- » Tallied season-high totals of 31 completions on 54 attempts for 361 yards, 3 touchdowns and one interception, plus 15 rushing attempts for 186 yards with a long of 68 yards and one score vs. North Carolina...Totaled a season-high 547 offensive yards to become the 3rd player in ACC history to post multiple 300-yard passing and 100-yard rushing games, joining Louisville's Lamar Jackson (5) and Clemson's Tajh Boyd (2)...The 547-yard performance ranked as the 5th-highest single-game outing in ACC history, trailing only Louisville's Lamar Jackson (610 vs. Syracuse, 2016), Clemson's Deshaun Watson (588 vs. Pittsburgh, 2016), Miami's Stephen Morris (568 vs. N.C. State, 2012) and Wake Forest's Rusty LaRue (554 vs. N.C. State, 1995).
- » Jones' 547 yards vs. North Carolina was a Duke single-game record, as were his 186 rushing yards by a quarterback...Matched Duke's 2nd-highest single-game total for touchdown passes with 5 vs. Temple, one shy of the school record of 6 set by Steve Slayden vs. Georgia Tech in 1987.
- » Matched Blue Devil single-season records for most games with 3+ touchdown passes (5), most games with 4+ touchdown passes (2), touchdown passes of 20+ yards (11) and touchdown passes of 50+ yards (5).
- » Named MVP of the Reese's Senior Bowl after completing 8 of 11 passes (72.7%) for 115 yards and 1 touchdown while rushing for another score in a 34-24 North team victory.
- » In 2017, was a team captain...Quick Lane Bowl MVP...Recipient of Duke's Ace Parker Award, an honor presented annually to an individual who displays unparalleled commitment to the team and overcomes adversity to contribute...Started all 13 games and Completed 257 of 453 passes (56.7%) for 2,691 yards, 14 touchdowns and 11 interceptions...Had 161 carries for 518 yards (3.2-yard avg.) and 7 touchdowns...Compiled 3,209 total offensive yards...Punted once for 45 yards...Was one of 6 quarterbacks among Power 5 schools to amass 2,500+ passing yards and 500+ rushing yards, joining Ohio State's J.T. Barrett, Clemson's Kelly Bryant, Louisville's Lamar Jackson, Michigan State's Brian Lewerke and Wake Forest's John Wolford...Opened the season with 29 passes without an interception to push his streak to 202 dating back to 2016, the 2nd-longest run in school history, behind only Thaddeus Lewis, who threw 206 consecutive passes without a pick over the 2007-08 seasons...Set Quick Lane Bowl record with 27 completions and tied the game mark with 2 touchdown passes...Engineered a Duke offense which set Quick Lane Bowl records for offensive plays (92) and time of possession (38:21) while tying the game record for total touchdowns (5), rushing scores (3) and first downs (27).
- » In 2016, Received the Carmen Falcone Award as Duke's Most Valuable Player...Academic All-ACC selection...Runner-up to Florida State quarterback Deondre Francois for both ACC Offensive Rookie of the Year...Finished 3rd in the balloting for both ACC Offensive Rookie of the Year and ACC Rookie of the Year by the league's head coaches...Started all 12 games...Completed 270 of 430 passes (62.8%) for 2,836 yards, 16 touchdowns and 9 interceptions while rushing 141 times for 486 yards (3.5-yard avg.) and 7 touchdowns...Set Duke single-season freshman records for attempts, completions, passing yards and touchdown passes, highest completion percentage, most games with 20+ and 30+ completions, most games with 100+, 200+ and 300+ passing yards, and most offensive plays and yards...Jones was the first freshman to lead Duke in passing and total offensive yards since Thaddeus Lewis in 2006...Became the 2nd quarterback in Duke history to post 16+ passing touchdowns and 7+ rushing touchdowns in a single season, joining Thomas Sirk (2015)...In 2015, did not see game action.

OFF-THE-FIELD ACTIVITY

- » Partnered with the NYPD-led Far Rockaway Giants and New York City Police Foundation during the 2021 season to expand the Far Rockaway Giants into Harlem...Contributed to Food Bank for NYC and Community Foodbank of New Jersey to provide resources to families in need during the Pandemic.

PERSONAL

- » Graduated from Duke in December 2018 with a degree in economics...Son of Becca and Steve Jones...Sister, Becca, lettered 4 seasons (2013-16) in field hockey at Davidson College...Brother, Bates, was a graduate transfer basketball player at Duke after previously playing at Davidson...Sister, Ruthie, is a goalkeeper for the Duke women's soccer team...Three-year letterman at Charlotte Latin High School...Helped the Hawks to a 19-5 record and 2 state championship game appearances...Elected a team captain as both a junior and senior...Set school career records for total offensive yards (8,344), passing yards (6,997) and total touchdowns (98)...As a senior in 2014, completed 151 of 268 passes for 2,949 yards and 43 touchdowns and rushed 109 times for 778 yards and 10 scores to help Charlotte Latin to a 10-2 record and North Carolina Independent Schools Athletic Association (NCISAA) Division I state championship game appearance...Earned first-team NCISAA all-state honors, first-team all-conference accolades and the South Charlotte Sports Report Quarterback of the Year Award after setting school single-season records for total yards (3,727), passing yards and touchdowns passes passing touchdowns...As a junior, led the team to a 9-3 record and a berth in the NCISAA Division I state title game...Earned 2nd-team NCISAA all-state accolades and was an all-conference honoree after completing 158 of 290 passes for 2,398 yards and 27 touchdowns...Earned 3 letters in basketball, serving as a team co-captain during senior season.



DANIEL JONES' NFL REGULAR SEASON PASSING STATISTICS

DATE	TEAM	GP	GS	ATT.	CMP	PCT.	YDS	AVG.	TD	INT.	LG	SK	1ST	RATE
2019	Giants	13	12	459	284	61.9	3,027	6.6	24	12	75t	38	295	87.7
2020	Giants	14	14	448	280	62.5	2,943	6.6	11	10	53	45	286	80.4
2021	Giants	11	11	361	232	64.3	2,428	6.7	10	7	54t	22	160	84.8
TOTALS		38	37	1,268	796	62.8	8,398	6.6	45	29	75T	105	741	84.3

DANIEL JONES' NFL REGULAR SEASON RUSHING STATISTICS

DATE	TEAM	NO.	YDS.	AVG.	LG	TD
2019	Giants	45	279	6.2	26	2
2020	Giants	65	423	6.5	80	1
2021	Giants	62	298	4.8	46	2
TOTALS		172	1,000	5.8	80	5

DANIEL JONES' NFL REGULAR SEASON PASSING/RUSHING STATISTICS

DATE	TEAM	GP	GS	PASSING											RUSHING				
				ATT.	CMP.	PCT.	YDS	AVG.	TD	INT.	LG	SK	1ST	RATE	NO.	YDS.	AVG.	LG	TD
2019	Giants	13	12	459	284	61.9	3,027	6.6	24	12	75t	38	295	87.7	45	279	6.2	26	2
2020	Giants	14	14	448	280	62.5	2,943	6.6	11	10	53	45	286	80.4	65	423	6.5	80	1
2021	Giants	11	11	361	232	64.3	2,428	6.7	10	7	54t	22	160	84.8	62	298	4.8	46	2
TOTALS		38	37	1,268	796	62.8	8,398	6.6	45	29	75T	105	741	84.3	172	1,000	5.8	80	5

SINGLE-GAME HIGHS: QUARTERBACK

Pass Attempts	51 vs. Los Angeles Rams, Oct 17, 2021 47 vs. Philadelphia Eagles, Dec 29, 2019 42 at Washington Redskins, Dec 22, 2019 41 at Baltimore Ravens, Dec 27, 2020 41 vs. Tampa Bay Buccaneers, Nov 02, 2020 ...3 more at 41.
Pass Completions	29 vs. Los Angeles Rams, Oct 17, 2021 28 at New Orleans Saints, Oct 03, 2021 28 vs. Philadelphia Eagles, Dec 29, 2019 28 at Washington Redskins, Dec 22, 2019 ...1 more at 28.
Yards Passing	402 at New Orleans Saints, Oct 03, 2021 352 at Washington Redskins, Dec 22, 2019 336 at Tampa Bay Buccaneers, Sep 22, 2019 322 at Detroit Lions, Oct 27, 2019 308 at New York Jets, Nov 10, 2019
TD Passes	5 at Washington Redskins, Dec 22, 2019 4 at New York Jets, Nov 10, 2019 4 at Detroit Lions, Oct 27, 2019 2 at Kansas City Chiefs, Nov 01, 2021 2 at New Orleans Saints, Oct 03, 2021 ...6 more at 2.
Long Passes	75t at Tampa Bay Buccaneers, Sep 22, 2019 65 vs. Dallas Cowboys, Nov 04, 2019 64t at New England Patriots, Oct 10, 2019 61t at New York Jets, Nov 10, 2019 54t at New Orleans Saints, Oct 03, 2021
Completion Percentage	75.0 vs. Las Vegas Raiders, Nov 07, 2021 75.0 vs. Philadelphia Eagles, Nov 15, 2020 74.2 vs. Washington Redskins, Sep 29, 2019 70.0 at New Orleans Saints, Oct 03, 2021 69.7 vs. Carolina Panthers, Oct 24, 2021

Passer Rating	132.1 at Washington Redskins, Dec 22, 2019 124.2 at Detroit Lions, Oct 27, 2019 121.7 at New York Jets, Nov 10, 2019 112.7 at Tampa Bay Buccaneers, Sep 22, 2019 108.5 at New Orleans Saints, Oct 03, 2021
Rush Attempts	9 vs. Philadelphia Eagles, Nov 28, 2021 9 at Washington Football Team, Sep 16, 2021 9 vs. Dallas Cowboys, Jan 03, 2021 ...1 more at 9.
Rushing Yards	95 at Washington Football Team, Sep 16, 2021 92 at Philadelphia Eagles, Oct 22, 2020 74 vs. Washington Football Team, Oct 18, 2020 64 vs. Philadelphia Eagles, Nov 15, 2020 54 vs. Dallas Cowboys, Nov 04, 2019
Rushing Average	10.6 vs. Washington Football Team, Oct 18, 2020 10.6 at Washington Football Team, Sep 16, 2021 7.1 vs. Philadelphia Eagles, Nov 15, 2020 4.9 vs. Atlanta Falcons, Sep 26, 2021 3.5 vs. Carolina Panthers, Oct 24, 2021
Longest Runs	80 at Philadelphia Eagles, Oct 22, 2020 49 vs. Washington Football Team, Oct 18, 2020 46 at Washington Football Team, Sep 16, 2021 34t vs. Philadelphia Eagles, Nov 15, 2020 26 at Chicago Bears, Nov 24, 2019
Rushing TDs	2 at Tampa Bay Buccaneers, Sep 22, 2019 1 at Washington Football Team, Sep 16, 2021 1 vs. Denver Broncos, Sep 12, 2021 1 vs. Philadelphia Eagles, Nov 15, 2020

300-YARD PASSING GAMES (6): REGULAR SEASON

DATE	TEAM	NO.	YDS.	AVG.	LG	TD
09/22/19	at Buccaneers	23	336	14.6	75†	2
10/27/19	at Lions	28	322	11.5	38	4
11/10/19	at Jets	26	308	11.8	61†	4
12/22/19	at Commanders	28	352	12.6	51	5
12/29/19	EAGLES	28	301	10.8	33	1
10/03/21	at Saints	28	402	14.4	54†	2

2019 GAME-BY-GAME REGULAR-SEASON STATISTICS (GIANTS)

DATE	OPPONENT	P/S	PASSING											RUSHING					W/L	SCORE
			ATT	CMP	YDS	PCT	Y/A	Y/C	TD	INT	LG	SK/YD	RATE	ATT	YDS	LG	TD			
09/08	at Cowboys	P	4	3	17	75.0	4.3	5.7	0	0	6	0/0	82.3	1	5	5	0	L	17-35	
09/15	Bills		DID NOT PLAY (NON-INJURY)															L	14-28	
09/22	at Buccaneers	S	36	23	336	63.9	9.3	14.6	2	0	75†	5/24	112.7	4	28	11	2	W	32-31	
09/29	Commanders	S	31	23	225	74.2	7.3	9.8	1	2	31	0/0	78.0	5	33	16	0	W	24-3	
10/06	Vikings	S	38	21	182	55.3	4.8	8.7	1	1	35†	4/35	65.9	3	12	8	0	L	10-28	
10/10	at Patriots	S	31	15	161	48.4	5.2	10.7	1	3	64†	1/0	35.2	2	8	9	0	L	14-35	
10/20	Cardinals	S	35	22	223	62.9	6.4	10.1	1	1	28†	8/67	78.6	4	35	11	0	L	21-27	
10/27	at Lions	S	41	28	322	68.3	7.9	11.5	4	0	38	3/32	124.2	4	13	9	0	L	26-31	
11/04	Cowboys	S	41	26	210	63.4	5.1	8.1	1	1	65	5/39	74.2	6	54	16	0	L	18-37	
11/10	at Jets	S	40	26	308	65.0	7.7	11.8	4	0	61†	6/50	121.7	3	20	11	0	L	27-34	
11/24	at Bears	S	36	21	150	58.3	4.2	7.1	2	0	23†	1/16	86.6	2	27	26	0	L	14-19	
12/01	Packers	S	37	20	240	54.1	6.5	12.0	1	3	43	0/0	49.4	5	6	6	0	L	13-31	
12/09	at Eagles		INACTIVE															L	17-23+	
12/15	Dolphins		INACTIVE															W	36-20	
12/22	at Commanders	S	42	28	352	66.7	8.4	12.6	5	0	51	1/6	132.1	3	12	11	0	W	41-35+	
12/29	Eagles	S	47	28	301	59.6	6.4	10.8	1	1	33	4/26	76.6	3	26	17	0	L	17-34	
2019 TOTALS			13-12	459	284	3,027	61.9	6.6	10.7	24	12	75†	38/295	87.7	45	279	26	2	4-12	
+ - Overtime																				

+ - Overtime

2020 GAME-BY-GAME REGULAR-SEASON STATISTICS (GIANTS)

DATE	OPPONENT	P/S	PASSING											RUSHING					W/L	SCORE
			ATT	CMP	YDS	PCT	Y/A	Y/C	TD	INT	LG	SK/YD	RATE	ATT	YDS	LG	TD			
09/14	Steelers	S	41	26	279	63.4	6.8	10.7	2	2	41†	3/17	79.2	4	22	13	0	L	16-26	
09/20	at Bears	S	40	25	241	62.5	6.0	9.6	0	1	24	4/21	68.9	3	21	12	0	L	13-17	
09/27	49ers	S	32	17	179	53.1	5.6	10.5	0	1	29	2/14	56.6	5	49	23	0	L	9-36	
10/04	at Rams	S	36	23	190	63.9	5.3	8.3	0	1	33	5/31	65.7	6	45	13	0	L	9-17	
10/11	at Cowboys	S	33	20	222	60.6	6.7	11.1	0	0	39	2/11	80.6	2	-7	-1	0	L	34-37	
10/18	Commanders	S	19	12	112	63.2	5.9	9.3	1	1	23†	1/4	74.9	7	74	49	0	W	20-19	
10/22	at Eagles	S	30	20	187	66.7	6.2	9.4	2	1	39†	3/22	91.9	4	92	80	0	L	21-22	
11/02	Buccaneers	S	41	25	256	61.0	6.2	10.2	2	2	30	3/18	74.8	3	20	15	0	L	23-25	
11/08	at Commanders	S	34	23	212	67.6	6.2	9.2	1	0	50	5/28	94.2	6	4	5	0	W	23-20	
11/15	Eagles	S	28	21	244	75.0	8.7	11.6	0	0	40	3/13	100.9	9	64	34†	1	W	27-17	
11/29	at Bengals	S	27	16	213	59.3	7.9	13.3	0	0	53	0/0	84.3	6	19	7	0	W	19-17	
12/06	at Seahawks		INACTIVE															W	17-12	
12/13	Cardinals	S	21	11	127	52.4	6.0	11.5	0	0	39	6/52	70.9	0	0	0	0	L	7-26	
12/20	Browns		ON INACTIVE LIST															L	6-20	
12/27	at Ravens	S	41	24	252	58.5	6.1	10.5	1	0	20	6/37	84.6	1	3	3	0	L	13-27	
01/03	Cowboys	S	25	17	229	68.0	9.2	13.5	2	1	33†	2/18	106.9	9	17	11	0	W	23-19	
2020 TOTALS			14-14	448	280	2,943	62.5	6.6	10.5	11	10	53	45/286	80.4	65	423	80	1	6-10	

2021 GAME-BY-GAME REGULAR-SEASON STATISTICS (GIANTS)

DATE	OPPONENT	P/S	PASSING											RUSHING					W/L	SCORE
			ATT	CMP	YDS	PCT	Y/A	Y/C	TD	INT	LG	SK/YD	RATE	ATT	YDS	LG	TD			
09/12	Broncos	S	37	22	267	59.5	7.2	12.1	1	0	42	2/13	90.7	6	27	8	1	L	13-27	
09/16	at Commanders	S	32	22	249	68.8	7.8	11.3	1	0	33	4/21	102.2	9	95	46	1	L	29-30	
09/26	Falcons	S	35	24	266	68.6	7.6	11.1	0	0	38	2/20	90.9	8	39	12	0	L	14-17	
10/03	at Saints	S	40	28	402	70.0	10.1	14.4	2	1	54	0/0	108.5	4	27	20	0	W	27-21+	
10/10	at Cowboys	S	13	5	98	38.5	7.5	19.6	0	0	38	0/0	65.5	3	9	6	0	L	20-44	
10/17	Rams	S	51	29	242	56.9	4.7	8.3	0	3	17	4/41	44.7	3	4	2	0	L	11-38	
10/24	Panthers	S	33	23	203	69.7	6.2	8.8	1	0	27	2/20	95.9	8	28	14	0	W	25-3	
11/01	at Chiefs	S	32	22	222	68.8	6.9	10.1	2	1	50	3/13	96.1	5	12	6	0	L	17-20	
11/07	Raiders	S	20	15	110	75.0	5.5	7.3	1	0	30	2/6	104.2	4	17	8	0	W	23-16	
11/22	at Buccaneers	S	38	23	167	60.5	4.4	7.3	1	2	28	2/18	57.7	3	10	6	0	L	10-30	
11/28	Eagles	S	30	19	202	63.3	6.7	10.6	1	0	20	1/8	94.0	9	30	14	0	W	13-7	
12/05	at Dolphins																	L	9-20	
12/12	at Chargers																	L	21-37	
12/19	Cowboys																	L	6-21	
12/26	at Eagles																	L	10-34	
01/02	at Bears																	L	3-29	
01/09	Commanders																	L	7-22	
2021 TOTALS			11-11	361	232	2,428	64.3	6.7	10.5	10	7	54T	22/160	84.8	62	298	46	2	4-13	
+ - Overtime																				



MARCUS KEMP

WIDE RECEIVER

HEIGHT: 6-4
WEIGHT: 208
COLLEGE: HAWAII
HOW ACQUIRED: CFA-17
NFL EXP.:
GIANTS EXP.: 5TH YEAR

ny
84

MARCUS KEMP'S NFL REGULAR SEASON RUSHING/RECEIVING STATISTICS

DATE	TEAM	GP	GS	RECEIVING					RUSHING				
				NO.	YDS.	AVG.	LG	TD	NO.	YDS.	AVG.	LG	TD
2017	Chiefs	1	0	0	0	0.0	0	0	0	0	0.0	0	0
2018	Chiefs	16	0	1	7	7.0	7	0	0	0	0.0	0	0
2019	Chiefs	0	0	0	0	0.0	0	0	0	0	0.0	0	0
2020	Chiefs	10	0	1	11	11.0	11	0	0	0	0.0	0	0
Went from Kansas City to Miami.													
2020	Dolphins	1	0	0	0	0.0	0	0	0	0	0.0	0	0
2020	TOTAL	11	0	1	11	11.0	11	0	0	0	0.0	0	0
2021	Chiefs	16	0	2	24	12.0	16	0	0	0	0.0	0	0
NFL TOTALS		44	0	4	42	10.5	16	0	0	0	0.0	0	0

MARCUS KEMP'S NFL POSTSEASON RUSHING/RECEIVING STATISTICS

DATE	TEAM	GP	GS	RECEIVING					RUSHING				
				NO.	YDS.	AVG.	LG	TD	NO.	YDS.	AVG.	LG	TD
2017	Chiefs	1	0	0	0	0.0	0	0	0	0	0.0	0	0
2018	Chiefs	2	0	0	0	0.0	0	0	0	0	0.0	0	0
2019	Chiefs	0	0	0	0	0.0	0	0	0	0	0.0	0	0
2020	Chiefs	2	0	0	0	0.0	0	0	0	0	0.0	0	0
2021	Chiefs	3	0	0	0	0.0	0	0	0	0	0.0	0	0
NFL TOTALS		8	0	0	0	0.0	0	0	0	0	0.0	0	0

MARCUS KEMP'S NFL REGULAR SEASON RETURN STATISTICS

DATE	TEAM	RET.	KICKOFF RETURNS					PUNT RETURNS				
			YDS.	AVG.	LG	TD	NO.	FC	YDS.	AVG.	LG	TD
2017	Chiefs	0	0	0.0	0	0	0	0	0	0.0	0	0
2018	Chiefs	0	0	0.0	0	0	0	0	0	0.0	0	0
2019	Chiefs	0	0	0.0	0	0	0	0	0	0.0	0	0
2020	Chiefs	0	0	0.0	0	0	0	0	0	0.0	0	0
Went from Kansas City to Miami.												
2020	Dolphins	0	0	0.0	0	0	0	0	0	0.0	0	0
2020	TOTAL	0	0	0.0	0	0	0	0	0	0.0	0	0
2021	Chiefs	0	0	0.0	0	0	0	0	0	0.0	0	0
NFL TOTALS		0	0	0.0	0	0	0	0	0	0.0	0	0

MARCUS KEMP'S NFL POSTSEASON RETURN STATISTICS

DATE	TEAM	RET.	KICKOFF RETURNS					PUNT RETURNS				
			YDS.	AVG.	LG	TD	NO.	FC	YDS.	AVG.	LG	TD
2017	Chiefs	0	0	0.0	0	0	0	0	0	0.0	0	0
2018	Chiefs	0	0	0.0	0	0	0	0	0	0.0	0	0
2019	Chiefs	0	0	0.0	0	0	0	0	0	0.0	0	0
2020	Chiefs	0	0	0.0	0	0	0	0	0	0.0	0	0
2021	Chiefs	0	0	0.0	0	0	0	0	0	0.0	0	0
NFL TOTALS		0	0	0.0	0	0	0	0	0	0.0	0	0

SINGLE-GAME HIGHS: RECEIVING

Receptions 1 at Las Vegas Raiders, Nov 14, 2021
1 at Tennessee Titans, Oct 24, 2021
1 at Denver Broncos, Oct 25, 2020
...1 more at 1.

Receiving Yards 16 at Las Vegas Raiders, Nov 14, 2021
11 at Denver Broncos, Oct 25, 2020
8 at Tennessee Titans, Oct 24, 2021
7 vs. San Francisco 49ers, Sep 23, 2018

Longest Receptions 16 at Las Vegas Raiders, Nov 14, 2021
11 at Denver Broncos, Oct 25, 2020
8 at Tennessee Titans, Oct 24, 2021
7 vs. San Francisco 49ers, Sep 23, 2018

All-Purpose Yards 16 at Las Vegas Raiders, Nov 14, 2021
11 at Denver Broncos, Oct 25, 2020
8 at Tennessee Titans, Oct 24, 2021
7 vs. San Francisco 49ers, Sep 23, 2018

Special Teams Tackles 2 at Washington Football Team, Oct 17, 2018
2 at Los Angeles Rams, Nov 19, 2018
2 at Los Angeles Chargers, Sep 09, 2018
1 vs. Pittsburgh Steelers, Dec 26, 2021
...12 more at 1.

SINGLE-GAME HIGHS - POSTSEASON: RUSHING/RECEIVING

Special Teams Tackles 1 vs. Buffalo Bills, Jan 23, 2022
1 vs. Pittsburgh Steelers, Jan 16, 2022
1 vs. Tennessee Titans, Jan 06, 2018

2017 GAME-BY-GAME REGULAR-SEASON STATISTICS (CHIEFS)

DATE	OPPONENT	P/S	RECEIVING					RUSHING					W/L	SCORE
			NO.	YDS.	AVG.	LG	TD	NO.	YDS.	AVG.	LG	TD		
09/07	at Patriots							PRACTICE SQUAD					W	42-27
09/17	Eagles							PRACTICE SQUAD					W	27-20
09/24	at Chargers							PRACTICE SQUAD					W	24-10
10/02	Commanders							PRACTICE SQUAD					W	29-20
10/08	at Texans							PRACTICE SQUAD					W	42-34
10/15	Steelers	P	0	0	0.0	0	0	0	0	0.0	0	0	L	13-19
10/19	at Raiders							PRACTICE SQUAD					L	30-31
10/30	Broncos							PRACTICE SQUAD					W	29-19
11/05	at Cowboys							PRACTICE SQUAD					L	17-28
11/19	at Giants							PRACTICE SQUAD					L	9-12+
11/26	Bills							PRACTICE SQUAD					L	10-16
12/03	at Jets							PRACTICE SQUAD					L	31-38
12/10	Raiders							PRACTICE SQUAD					W	26-15
12/16	Chargers							PRACTICE SQUAD					W	30-13
12/24	Dolphins							PRACTICE SQUAD					W	29-13
12/31	at Broncos							PRACTICE SQUAD					W	27-24
2017 TOTALS		1-0	0	0	0.0	0	0	0	0	0.0	0	0	10-6	

+ - Overtime

2018 GAME-BY-GAME REGULAR-SEASON STATISTICS (CHIEFS)

DATE	OPPONENT	P/S	RECEIVING					RUSHING					W/L	SCORE
			NO.	YDS.	AVG.	LG	TD	NO.	YDS.	AVG.	LG	TD		
09/09	at Chargers	P	0	0	0.0	0	0	0	0	0.0	0	0	W	38-28
09/16	at Steelers	P	0	0	0.0	0	0	0	0	0.0	0	0	W	42-37
09/23	49ers	P	1	7	7.0	7	0	0	0	0.0	0	0	W	38-27
10/01	at Broncos	P	0	0	0.0	0	0	0	0	0.0	0	0	W	27-23
10/07	Jaguars	P	0	0	0.0	0	0	0	0	0.0	0	0	W	30-14
10/14	at Patriots	P	0	0	0.0	0	0	0	0	0.0	0	0	L	40-43
10/21	Bengals	P	0	0	0.0	0	0	0	0	0.0	0	0	W	45-10
10/28	Broncos	P	0	0	0.0	0	0	0	0	0.0	0	0	W	30-23
11/04	at Browns	P	0	0	0.0	0	0	0	0	0.0	0	0	W	37-21
11/11	Cardinals	P	0	0	0.0	0	0	0	0	0.0	0	0	W	26-14
11/19	at Rams	P	0	0	0.0	0	0	0	0	0.0	0	0	L	51-54
12/02	at Raiders	P	0	0	0.0	0	0	0	0	0.0	0	0	W	40-33
12/09	Ravens	P	0	0	0.0	0	0	0	0	0.0	0	0	W	27-24+
12/13	Chargers	P	0	0	0.0	0	0	0	0	0.0	0	0	L	28-29
12/23	at Seahawks	P	0	0	0.0	0	0	0	0	0.0	0	0	L	31-38
12/30	Raiders	P	0	0	0.0	0	0	0	0	0.0	0	0	W	35-3
2018 TOTALS		16-0	1	7	7.0	7	0	0	0	0.0	0	0	12-4	

+ - Overtime

2019 GAME-BY-GAME REGULAR-SEASON STATISTICS (CHIEFS)

DATE	OPPONENT	P/S	RECEIVING					RUSHING					W/L	SCORE
			NO.	YDS.	AVG.	LG	TD	NO.	YDS.	AVG.	LG	TD		
09/08	at Jaguars							DID NOT PLAY					W	40-26
09/15	at Raiders							INJURED RESERVE					W	28-10
09/22	Ravens							INJURED RESERVE					W	33-28
09/29	at Lions							INJURED RESERVE					W	34-30
10/06	Colts							INJURED RESERVE					L	13-19
10/13	Texans							INJURED RESERVE					L	24-31
10/17	at Broncos							INJURED RESERVE					W	30-6
10/27	Packers							INJURED RESERVE					L	24-31
11/03	Vikings							INJURED RESERVE					W	26-23
11/10	at Titans							INJURED RESERVE					L	32-35
11/18	at Chargers							INJURED RESERVE					W	24-17
12/01	Raiders							INJURED RESERVE					W	40-9
12/08	at Patriots							INJURED RESERVE					W	23-16
12/15	Broncos							INJURED RESERVE					W	23-3
12/22	at Bears							INJURED RESERVE					W	26-3
12/29	Chargers							INJURED RESERVE					W	31-21
2019 TOTALS			0-0	0	0	0.0	0	0	0	0.0	0	0	12-4	

2020 GAME-BY-GAME REGULAR-SEASON STATISTICS (CHIEFS/DOLPHINS)

DATE	OPPONENT	P/S	RECEIVING					RUSHING					W/L	SCORE
			NO.	YDS.	AVG.	LG	TD	NO.	YDS.	AVG.	LG	TD		
09/10	Texans	P	0	0	0.0	0	0	0	0	0.0	0	0	W	34-20
09/20	at Chargers	P	0	0	0.0	0	0	0	0	0.0	0	0	W	23-20+
09/28	at Ravens	P	0	0	0.0	0	0	0	0	0.0	0	0	W	34-20
10/05	Patriots	P	0	0	0.0	0	0	0	0	0.0	0	0	W	26-10
10/11	Raiders							PRACTICE SQUAD					L	32-40
10/19	at Bills	P	0	0	0.0	0	0	0	0	0.0	0	0	W	26-17
10/25	at Broncos	P	1	11	11.0	11	0	0	0	0.0	0	0	W	43-16
11/01	Jets	P	0	0	0.0	0	0	0	0	0.0	0	0	W	35-9
11/08	Panthers							PRACTICE SQUAD					W	33-31
11/22	at Raiders							PRACTICE SQUAD					W	35-31
11/29	at Buccaneers	P	0	0	0.0	0	0	0	0	0.0	0	0	W	27-24
12/06	Broncos	P	0	0	0.0	0	0	0	0	0.0	0	0	W	22-16
12/13	at Dolphins	P	0	0	0.0	0	0	0	0	0.0	0	0	W	33-27
12/20	at Saints							NOT ON ROSTER					W	32-29
12/26	at Raiders							Went from Chiefs to Dolphins .					W	26-25
01/03	at Bills							PRACTICE SQUAD					L	26-56
2020 TOTALS			10-0	1	11	11.0	11	0	0	0	0.0	0	0	14-2

+ - Overtime

2021 GAME-BY-GAME REGULAR-SEASON STATISTICS (CHIEFS)

DATE	OPPONENT	P/S	RECEIVING					RUSHING					W/L	SCORE
			NO.	YDS.	AVG.	LG	TD	NO.	YDS.	AVG.	LG	TD		
09/12	Browns	P	0	0	0.0	0	0	0	0	0.0	0	0	W	33-29
09/19	at Ravens	P	0	0	0.0	0	0	0	0	0.0	0	0	L	35-36
09/26	Chargers	P	0	0	0.0	0	0	0	0	0.0	0	0	L	24-30
10/03	at Eagles	P	0	0	0.0	0	0	0	0	0.0	0	0	W	42-30
10/10	Bills	P	0	0	0.0	0	0	0	0	0.0	0	0	L	20-38
10/17	at Commanders	P	0	0	0.0	0	0	0	0	0.0	0	0	W	31-13
10/24	at Titans	P	1	8	8.0	8	0	0	0	0.0	0	0	L	3-27
11/01	Giants	P	0	0	0.0	0	0	0	0	0.0	0	0	W	20-17
11/07	Packers	P	0	0	0.0	0	0	0	0	0.0	0	0	W	13-7
11/14	at Raiders	P	1	16	16.0	16	0	0	0	0.0	0	0	W	41-14
11/21	Cowboys							DID NOT PLAY					W	19-9
12/05	Broncos	P	0	0	0.0	0	0	0	0	0.0	0	0	W	22-9
12/12	Raiders	P	0	0	0.0	0	0	0	0	0.0	0	0	W	48-9
12/16	at Chargers	P	0	0	0.0	0	0	0	0	0.0	0	0	W	34-28+
12/26	Steelers	P	0	0	0.0	0	0	0	0	0.0	0	0	W	36-10
01/02	at Bengals	P	0	0	0.0	0	0	0	0	0.0	0	0	L	31-34
01/08	at Broncos	P	0	0	0.0	0	0	0	0	0.0	0	0	W	28-24
2021 TOTALS			16-0	2	24	12.0	16	0	0	0	0.0	0	0	12-5

+ - Overtime

2017 GAME-BY-GAME POSTSEASON STATISTICS (CHIEFS)

DATE	OPPONENT	P/S	RECEIVING					RUSHING					W/L	SCORE
			NO.	YDS.	AVG.	LG	TD	NO.	YDS.	AVG.	LG	TD		
01/06	Titans	P	0	0	0.0	0	0	0	0	0.0	0	0	L	21-22
2017 TOTALS			1-0	0	0	0.0	0	0	0	0.0	0	0	0-1	

2018 GAME-BY-GAME POSTSEASON STATISTICS (CHIEFS)

DATE	OPPONENT	P/S	RECEIVING					RUSHING					W/L	SCORE
			NO.	YDS.	AVG.	LG	TD	NO.	YDS.	AVG.	LG	TD		
01/12	Colts	P	0	0	0.0	0	0	0	0	0.0	0	0	W	31-13
01/20	Patriots	P	0	0	0.0	0	0	0	0	0.0	0	0	L	31-37+
2018 TOTALS			2-0	0	0	0.0	0	0	0	0.0	0	0	1-1	

+ - Overtime

2019 GAME-BY-GAME POSTSEASON STATISTICS (CHIEFS)

DATE	OPPONENT	P/S	RECEIVING					RUSHING					W/L	SCORE
			NO.	YDS.	AVG.	LG	TD	NO.	YDS.	AVG.	LG	TD		
01/12	Texans												W	51-31
01/19	Titans												W	35-24
02/02	49ers												W	31-20
2019 TOTALS			0-0	0	0	0.0	0	0	0	0.0	0	0	3-0	


2020 GAME-BY-GAME POSTSEASON STATISTICS (CHIEFS)

DATE	OPPONENT	P/S	RECEIVING					RUSHING					W/L	SCORE
			NO.	YDS.	AVG.	LG	TD	NO.	YDS.	AVG.	LG	TD		
01/17	Browns												W	22-17
01/24	Bills	P	0	0	0.0	0	0	0	0	0.0	0	0	W	38-24
02/07	at Buccaneers	P	0	0	0.0	0	0	0	0	0.0	0	0	L	9-31
2020 TOTALS			2-0	0	0	0.0	0	0	0	0.0	0	0	2-1	

2021 GAME-BY-GAME POSTSEASON STATISTICS (CHIEFS)

DATE	OPPONENT	P/S	RECEIVING					RUSHING					W/L	SCORE
			NO.	YDS.	AVG.	LG	TD	NO.	YDS.	AVG.	LG	TD		
01/16	Steelers	P	0	0	0.0	0	0	0	0	0.0	0	0	W	42-21
01/23	Bills	P	0	0	0.0	0	0	0	0	0.0	0	0	W	42-36+
01/30	Bengals	P	0	0	0.0	0	0	0	0	0.0	0	0	L	24-27+
2021 TOTALS			3-0	0	0	0.0	0	0	0	0.0	0	0	2-1	


+ - Overtime



CASEY KREITER

LONG SNAPPER

HEIGHT: 6-1
WEIGHT: 250
COLLEGE: IOWA
HOW ACQUIRED: FA-'20
NFL EXP.: 7TH YEAR
GIANTS EXP.: 3RD YEAR



» Pro Bowl: 2018

TRANSACTIONS

- » Signed as a rookie free agent by the Dallas Cowboys on May 12, 2014...Waived by Dallas on Aug. 26, 2014...Signed by Dallas on March 17, 2015...Waived by Dallas on Aug. 31, 2015...Signed by the Denver Broncos on April 4, 2016...Signed as a free agent by the Giants on April 1, 2020.

CAREER HIGHLIGHTS

- » Kreiter has played in 91 games for the Denver Broncos and Giants...Played in every regular season game each of the previous 5 seasons...Made 6 special teams tackles...Selected to the AFC Pro Bowl team following the 2018 season.
- » In 2021, played in all 17 games and handled 125 snaps without an unplayable delivery.
- » In his first season with the Giants in 2020, flawlessly snapped on punts and placekicks in all 16 games...Had one special teams tackle, at Cincinnati (11/29).
- » In 2019, snapped for punts and placekicks in each of Denver's 16 games...Credited with 2 special teams tackles – one vs. Jacksonville (9/29) and one at Buffalo (11/24).
- » In 2018, Kreiter played in all 16 games and was the AFC's snapper in the Pro Bowl after handling 146 snaps without an unplayable delivery.
- » In 2017, snapped in all 16 games and made 2 special-teams tackles – 1 apiece vs. Dallas (9/17) and at Miami (12/3).
- » In his first active season in 2016, Kreiter played in 10 games before suffering a season-ending calf injury...Made his NFL debut vs. Carolina (9/8)...Snapped and made 1 special-teams tackle at San Diego (10/13)...Placed on injured reserve on Dec 16.
- » In 2015, competed with Dallas in training camp and was waived during final roster cutdowns on Aug. 31.
- » In 2014, Kreiter spent training camp with Dallas before being waived on Aug. 26.

COLLEGE

- » Kreiter snapped in 40 games for the University of Iowa, earning honorable mention All-Big Ten honors as a senior...Recorded 9 special-teams tackles on punt coverage...Named Academic All-Big Ten in his last 3 seasons.

OFF-THE-FIELD ACTIVITY

- » Supported the Food Bank for New York City during the 2021 season by funding a Backpack program for P.S. 57 Hubert H. Humphrey Elementary School and sponsoring a teacher appreciation program...Met with Lifestyles for the Disabled to speak with members of the group about his NFL journey...Spoke to 5th grade students from Sargent Elementary School in Beacon, N.Y. about the importance of active play and physical fitness...Represented Gamers Outreach, a non-profit that provides relief through video gaming to children who are going through medical treatments, during the NFL's Week 13 My Cause My Cleats initiative.

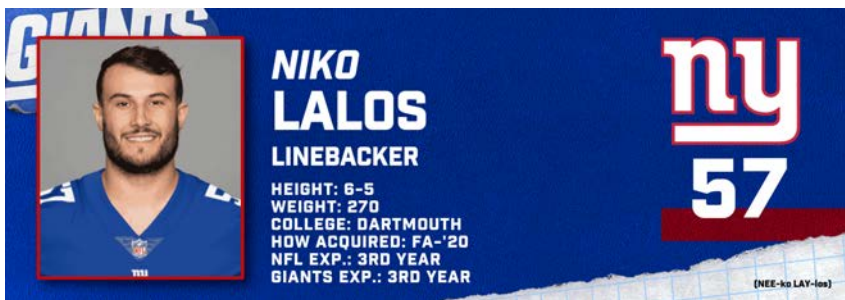
PERSONAL

- » Kreiter (pronounced CRY-ter) has 3 children: Landen, Brecklyn and Quincy...Attended Central High School in DeWitt, Iowa, where he earned first-team all-state honors as a senior and 2nd team accolades as a junior...Competed in wrestling, baseball and track and field...Spent his time out of football teaching in Iowa...Chosen as a Broncos Community Ambassador Award winner in 2017.

CASEY KREITER'S NFL REGULAR SEASON STATISTICS

DATE	TEAM	GP
2016	Broncos	10
2017	Broncos	16
2018	Broncos	16
2019	Broncos	16
2020	Giants	16
2021	Giants	17
NFL TOTALS		91

Additional Statistics: 2016 – one special teams tackle; 2017 – 2 special teams tackles; 2019 – 2 special teams tackles; 2020 – one special teams tackle.



TRANSACTIONS

- » Originally signed as a rookie free agent by the Giants on April 28, 2020...Waived by the Giants on Sept. 5, 2020 and signed to the team's practice squad on Sept. 6, 2020... Activated off the practice squad on Nov. 29, 2020, reverted to practice squad on Nov. 30, 2020...Activated off the practice squad on Dec. 5, 2020...Released on Aug. 31, 2021...Signed to the Giants' practice squad on Sept. 1, 2021...Signed to a reserve/future contract by the Giants on Jan. 10, 2022.

CAREER HIGHLIGHTS

- » In 2021, Lalos spent the entire season on the Giants' practice squad.
- » As a rookie in 2020, Lalos played in each of the season's final 6 games...Totaled 5 tackles (2 solo), one interception and one fumble recovery.
- » Made his NFL debut at Cincinnati (11/29) a memorable one when he intercepted a Brandon Allen pass with 32 seconds remaining in the 3rd quarter...His only previous interception was on Nov. 9, 2019, when he picked off a pass against Princeton and returned it 22 yards for a touchdown in Yankee Stadium...Lalos was the first Giants player to intercept a pass in his pro debut since Sept. 13, 2015, when middle linebacker Uani Unga picked off a Tony Romo pass in the 2nd quarter, setting up a Giants field goal.
- » Recorded his first 2 NFL tackles, both solo, at Seattle (12/6)...Also recovered a fumbled snap - officially credited to Russell Wilson - with 6:02 remaining in the 2nd quarter...Lalos was the first Giants player with at least one interception and one opponent fumble recovery in first 2 NFL games since Otto Schnellbacher in 1950.
- » Assisted on one tackle in each of the next 3 games - vs. Arizona (12/13), vs. Cleveland (12/20) and at Baltimore (12/27).

COLLEGE

- » Played in 24 games in 3 seasons for Dartmouth...Recorded 59 tackles (32 solo), including 17.5 tackles for loss and 11.0 sacks...Lalos added 9 passes defended, 1 interception and 1 fumble recovery...In 2019, selected first-team All-Ivy League after posting career-high totals of 35 tackles (21 solo), 10 stops for loss and 5.5 sacks...Scored the first points of the game - and of his career - on a pick-6 in Yankee Stadium to pave the way for the 27-10 win over undefeated and 9th-ranked Princeton...As a junior in 2018, named All-Ivy League honorable mention...Tallied 17 tackles (10 solo) and was 2nd on the team and 5th in the league with 5.0 sacks...As a sophomore, had 6 tackles in 5 games.

OFF-THE-FIELD ACTIVITY

- » Supported the Food Bank for New York City during the 2021 season by funding a Backpack program for P.S. 57 Hubert H. Humphrey Elementary School and sponsoring a teacher appreciation program.

PERSONAL

- » Chosen as his team's MVP at the Hula Bowl after notching 2.0 sacks and a forced fumble...Native of Akron, Ohio, he attended St. Vincent-St. Mary High School, LeBron James' alma mater...As a senior, won the school's Ironman Award and was an AP Northeast Ohio Inland all-district pick...Tallied 56 tackles (39 solo), 10 tackles for a loss and 2 two interceptions...Caught 11 passes for 164 yards and 3 touchdowns...Team won state championships his first 2 years and went 50-7 over his 4 seasons...Also lettered 3 times in basketball...Earned taekwondo black belt at age 10.

NIKO LALOS' NFL REGULAR SEASON DEFENSIVE STATISTICS

		TACKLES										INTERCEPTIONS				O. FUMB				ST				MISC			
DATE	TEAM	GP	GS	TK	S	A	TFL	YDS	SK	YDS	QBH	NO	YDS	LG	TD	PD	FF	FR	TD	YDS	TK	S	A	FF	FR	S	A
2020	Giants	6	0	5	2	3	0	0	0.0	0.0	0	1	0	0	0	1	0	1	0	0	1	0	1	0	0	0	0
2021	Giants	0	0	0	0	0	0	0	0.0	0.0	0	0	0	0	0	0	0	0	0	0	0	0	0	0	0	0	0
NFL TOTALS		6	0	5	2	3	0	0	0.0	0.0	0	1	0	0	0	1	0	1	0	0	1	0	1	0	0	0	0

SINGLE-GAME HIGHS: DEFENSIVE

Total Tackles 2 at Seattle Seahawks, Dec 06, 2020
1 at Baltimore Ravens, Dec 27, 2020
1 vs. Cleveland Browns, Dec 20, 2020
1 vs. Arizona Cardinals, Dec 13, 2020


Solo Tackles 2 at Seattle Seahawks, Dec 06, 2020

Passes Defensed 1 at Cincinnati Bengals, Nov 29, 2020

Fumble Recoveries 1 at Seattle Seahawks, Dec 06, 2020

Interceptions 1 at Cincinnati Bengals, Nov 29, 2020


Special Teams Tackles 1 at Baltimore Ravens, Dec 27, 2020



DEXTER LAWRENCE II

DEFENSIVE LINEMAN

HEIGHT: 6-4
WEIGHT: 342
COLLEGE: CLEMSON
HOW ACQUIRED: D1-'19
NFL EXP.: 4TH YEAR
GIANTS EXP.: 4TH YEAR



TRANSACTIONS

- » Originally a first-round (17th pick overall) draft choice by the Giants in 2019.

CAREER HIGHLIGHTS

- » Lawrence played in 48 games with 41 starts in his first 3 Giants seasons...Totals include 145 tackles (81 solo), 9.0 sacks, 2 forced fumbles, 14 tackles for loss, 30 quarterback hits and 5 passes defended.
- » In 2021, played in 16 games with 10 starts and set career highs of 54 tackles (27 solo) and 11 quarterback hits...Added 2.5 sacks, 5 tackles for loss, 2 passes defended and one forced fumble...Lawrence joined Jason Pierre Paul (2010-12) and Cornelius Griffin (2000-02) as the only Giants defensive lineman to post at least 2.5 sacks in each of his first 3 seasons.
- » Started and tallied 3 tackles (one solo), one quarterback hit and one tackle for loss vs. Atlanta (9/26)...Made a career-high 7 tackles (2 solo) and added a half-sack vs. the Rams (10/17)...Recorded his first full sack of the season for a 6-yard loss vs. Carolina (10/24)...Forced the 2nd fumble of his career vs. Philadelphia (11/28) when he stripped Eagles running back Boston Scott in the 4th quarter, which was recovered by Julian Love.
- » Produced 7 tackles (4 solo), 1.0 sack, one tackle for loss and a career-high 3 quarterback hits at the L.A. Chargers (12/12)...Did not play at Chicago (1/2) when he was on the Reserve/COVID-19 list, ending his streak of 47 consecutive games played to start his career...Started and totaled 5 tackles (3 solo) and with a tackle for loss vs. Washington (1/9).
- » In 2020, played in all 16 games with 15 starts at defensive tackle...Did not start vs. Pittsburgh (9/14)...Tied linebacker Kyle Fackrell for 2nd on the team with 4.0 sacks...Tallied 53 tackles (30 solo), 6 tackles for loss, 10 quarterback hits and 2 passes defended.
- » Lawrence had 1.0 sack in 4 games – vs. Pittsburgh, at Philadelphia (10/22), vs. the Eagles (11/15) and vs. Cleveland (12/20)...Twice posted a season-high 6 tackles – 3 solo at the Rams (10/4) and 2 solo vs. the Browns...Collected 5 unassisted stops at Chicago (9/20)...Had 3 tackles (1 solo) vs. Washington (10/18) and teamed with Blake Martinez to pressure Kyle Allen into throwing an incomplete pass on a potential game-winning 2-point conversion with 36 seconds remaining, clinching the Giants' first victory of the season.
- » As a rookie in 2019, was 1 of 6 Giants players to start all 16 games, joining offensive linemen Nate Solder and Will Hernandez, defensive tackle Dalvin Tomlinson, linebacker Markus Golden and safety Antoine Bethea...It was the 5th consecutive season in which a Giants rookie drafted in the first and/or 2nd round started all 16 games. The others were safety Landon Collins (2015), wide receiver Sterling Shepard (2016), Dalvin Tomlinson (2017), and Saquon Barkley and Hernandez (2018)...When Lawrence started the season opener in Dallas (9/8), it marked the 7th consecutive season the Giants started a rookie draft choice in their first game.
- » Lawrence totaled 38 tackles (24 solo), 2.5 sacks, one forced fumble, 3 tackles for loss, 9 quarterback hits and one pass defended...Had one solo tackle in his NFL debut at the Cowboys...Tallied a season-high 5 tackles (3 solo) vs. Minnesota (10/6) and 4 stops (2 solo) vs. Buffalo and at New England...Also collected a season-best 3 solo tackles vs. Green Bay (12/1) and at Philadelphia (12/9)...Recorded his first career sack, a 7-yard takedown of Jameis Winston, at Tampa Bay (9/22)...Also registered an 11-yard sack of Kirk Cousins vs. the Vikings and shared a 9-yarder of Matthew Stafford with Markus Golden at Detroit (10/27).

COLLEGE

- » Played in 40 games with 36 starts in 3 seasons (2016-18) at Clemson...Three-time All-ACC selection...Career totals include 162 tackles (100 solo) 19 tackles for loss, 11.0 sacks, 1 forced fumble, 3 fumble recoveries, 5 passes defended, 1 interception, and 43 quarterback pressures...In 2018, started all 13 games in which he played for the national champion Tigers...AFCA first-team All-America and first-team All-ACC selection...Credited with 44 tackles (30 solo), 7.5 tackles for loss, 1.5 sacks, 3 pass breakups, 15 quarterback pressures, 1 fumble recovery, 1 blocked kick and 1 rushing touchdown in 467 combined offensive and defensive snaps...In 2017, Started all 12 games in which he played...Missed 2 games with a foot injury...One of 18 semifinalists for the Bednarik Award, which is presented to the best defensive player in college football...First-team All-ACC selection...Finished the season with 39 tackles (22 solo), 3 tackles for loss, 2.5 sacks, 5 quarterback pressures, 1 pass breakup and 1 forced fumble...In 2016, played in 15 games with 11 starts for Clemson's national championship team...Named Freshman All-America by ESPN and USA Today...ACC Defensive Rookie of the Year (media, coaches)...Second-team All-ACC...All-ACC Academic Team selection...Shared Rookie of the Year honors defensively with Clelin Ferrell...Produced a career-high 79 tackles (48 solo), 9.5 tackles for loss and set a Clemson freshman record with 7.0 sacks.

OFF-THE-FIELD ACTIVITY

- » Partnered with the STEM Alliance and Children's Village during the 2021 season to provide access to STEM learning opportunities for all children.

PERSONAL

- » Justice studies major...Was one of the highest-rated 56-star recruits in Clemson history...First-team USA Today All-America...Rated as the consensus top player in North Carolina...AP Prep Player of the Year in North Carolina in 2015...Played in the U.S. Army All-America Game...As a senior at Wake Forest High School, was selected first-team all-state after finishing with 91 tackles, 21 tackles for a loss, 13.0 sacks, and 16 quarterback hurries...Helped Wake Forest to a 12-0 record. As a junior, had 55 tackles, 10 sacks, 25 tackles for loss, 3 blocked kicks and 3 forced fumbles and helped the team to a 15-0 record and a berth in AAAA State Championship game...As a sophomore, had 56 tackles, including 19 tackles for loss and 5.0 sacks...Concluded his career with 204 tackles, 65 tackles for loss, 28.0 sacks, 6 forced fumbles and 3 fumble recoveries...Played 3 years of basketball...Enrolled at

DEXTER LAWRENCE II'S NFL REGULAR SEASON DEFENSIVE STATISTICS

DATE	TEAM	GP	GS	TK	S	TACKLES					C&H	INTERCEPTIONS				O. FUMB				ST				MISC		
						TE	YDS	SK	YDS			NO	YDS	LG	TD	PD	FF	FR	TD	YDS	TK	S	A	FR	S	A
2019	Giants	16	16	38	24	14	3	21	2.5	22.5	9	0	0	0	0	1	1	0	0	0	0	0	0	0	0	0
2020	Giants	16	15	53	30	23	6	29	4.0	26.0	10	0	0	0	0	2	0	0	0	0	0	0	0	0	0	0
2021	Giants	16	10	54	27	27	5	14	2.5	14.0	11	0	0	0	0	2	1	0	0	0	0	0	0	0	0	0
NFL TOTALS		48	41	145	81	64	14	64	9.0	62.5	30	0	0	0	0	5	2	0	0	0	0	0	0	0	0	0

SINGLE-GAME HIGHS: DEFENSIVE

- Total Tackles7 at Los Angeles Chargers, Dec 12, 2021
7 vs. Los Angeles Rams, Oct 17, 2021
6 vs. Las Vegas Raiders, Nov 07, 2021
6 at New Orleans Saints, Oct 03, 2021
...2 more at 6.
- Solo Tackles5 at Chicago Bears, Sep 20, 2020
4 at Los Angeles Chargers, Dec 12, 2021
4 at New Orleans Saints, Oct 03, 2021
3 vs. Washington Football Team, Jan 09, 2022
3 vs. Carolina Panthers, Oct 24, 2021
...7 more at 3.
- Sacks1.0 at Los Angeles Chargers, Dec 12, 2021
1.0 vs. Carolina Panthers, Oct 24, 2021
1.0 vs. Cleveland Browns, Dec 20, 2020
...5 more at 1.0.

- Passes Defensed1 at Tampa Bay Buccaneers, Nov 22, 2021
1 at New Orleans Saints, Oct 03, 2021
1 vs. Dallas Cowboys, Jan 03, 2021
...2 more at 1.
- Forced Fumbles1 vs. Philadelphia Eagles, Nov 28, 2021
1 vs. Minnesota Vikings, Oct 06, 2019
- Tackles For Loss1 vs. Washington Football Team, Jan 09, 2022
1 at Los Angeles Chargers, Dec 12, 2021
1 vs. Carolina Panthers, Oct 24, 2021
...11 more at 1.



SHANE LEMIEUX

GUARD

HEIGHT: 6-4
WEIGHT: 310
COLLEGE: OREGON
HOW ACQUIRED: DS-'20
NFL EXP.: 3RD YEAR
GIANTS EXP.: 3RD YEAR



TRANSACTIONS

- » Originally a 5th-round (150th pick overall) draft choice by the Giants in 2020.

CAREER HIGHLIGHTS

- » Lemieux played in 13 games with 10 starts at left guard in his first 2 Giants seasons.
- » In 2021, Lemieux started at left guard in the season-opener vs. Denver (9/12) but left the game with a knee injury...Spent the rest of the season on injured reserve.
- » As a rookie in 2020, Lemieux played in 12 games with starts in each of the last 9 games at left guard...Inactive for the season opener vs. Pittsburgh (9/14) and did not play at Chicago (9/20), vs. San Francisco (9/27) and at Philadelphia (10/22)...Made his NFL debut when he played one snap at the Rams (10/4)...Started for the first time vs. Tampa Bay (11/2)...Member of an O-line that helped the Giants exceed 100 rushing yards in 7 consecutive games from Oct. 18-Dec. 6, their longest streak since they hit the century mark in 9 straight games in 2010...Joined Andrew Thomas, Nick Gates, Kevin Zeiler and Cam Fleming as the Giants were the only NFL team to start the same offensive line combination in each of the season's final 9 games.

COLLEGE

- » Lemieux was an iron man who started 52 consecutive games at left guard for Oregon...Played 3,611 snaps in his career...Two-time first-team All-Pac 12 selection by the AP and 2nd team by the league's coaches...He was also a team captain and a 3-time member of the Pac-12 All-Academic team.
- » As a senior in 2019, started all 14 games at left guard, extending his streak to 52 consecutive games...Sports Illustrated All-America first team and AP and USA Today All-America 2nd team...AP All-Pac-12 first team and coaches 2nd team...Two-Time Pac-12 Offensive Lineman of the Week...Allowed just one sack and 3 hits on the QB in 497 pass-block snaps...Accepted an invitation to the 2020 Senior Bowl, but was unable to participate due to injury...In 2018, started all 13 games at left guard...Named to the All-Pac-12 first team by the AP and 2nd team by the league's coaches...In 2017, started 13 games and was named Pac-12 All-Academic honorable mention...As a redshirt freshman in 2016, Lemieux started all 12 games at left guard...Named Pac-12 All-Academic honorable mention...Redshirted in 2015.

OFF-THE-FIELD ACTIVITY

- » Partnered with Boys Hope Girls Hope of New York during the 2021 season to support their extensive college preparatory program, which aims to reduce the stressors that prevent and discourage underserved students from pursuing their education...Invited veterans from the James J. Peters VA Medical Center for a Zoom call to have a conversation and share his NFL journey...Supports the Wounded Warrior Project, in honor of his stepfather who served in the Marines, which works to provide wounded veterans with a variety of programs, services and events year-round.

PERSONAL

- » Graduated with a degree in criminal law...Attended West Valley High School in Yakima, Wash., where he played tight end as a freshman before moving to right tackle as a sophomore...In his junior and senior seasons, Lemieux played left tackle and earned first-team all-conference honors in 2014...He also played on the defensive line, where he posted 10.0 tackles for loss and 5.0 sacks as a senior...Played in the 2015 Semper Fidelis All-American Bowl...Named first-team All-Big 9 as a senior and honorable mention all-league as a junior.

SHANE LEMIEUX'S NFL REGULAR SEASON STATISTICS

DATE	TEAM	GP	GS
2020	Giants	12	9
2021	Giants	1	1
NFL TOTALS		13	10



TRANSACTIONS

- » Originally a 4th-round (108th pick overall) draft choice by the Giants in 2019.

CAREER HIGHLIGHTS

- » Love has played in 48 games with 16 starts...Totals include 152 tackles (105 solo), 7 tackles for loss, 3 interceptions, 13 passes defended, one forced fumble, one fumble recovery and a half-sack.
- » In 2021, played in all 17 games with 5 starts and recorded a career-high 7 passes defended, 2 quarterback hits, one fumble recovery and a half-sack...Tallied 56 tackles (32 solo), one interception and one tackle for loss...His 10 special teams tackles were the 2nd-most on the team...Was the only NFL player with at least 50 tackles, 10 special teams tackles and one interception.
- » Collected 5 tackles (3 solo), one quarterback hit and one pass defended in his first start of the season at Dallas (10/10)...Recorded his 3rd career interception when he picked off Chiefs quarterback Patrick Mahomes in the end zone at Kansas City (11/1)...Started at safety at Tampa Bay (11/22) and set a career high with 2 passes defended to go with his 6 tackles (3 solo).
- » Tallied 4 tackles (one solo), a half-sack, one quarterback hit, one pass defended, 2 special teams tackles and also recovered a fumble forced by Dexter Lawrence in the 4th quarter vs. Philadelphia (11/28)...Started at the Chargers (12/12) and posted 6 tackles (3 solo) and one stop for loss...Recorded a season-high 10 tackles (8 solo) vs. Dallas (12/19)...Started at Chicago (1/2) and contributed one solo tackle and one special teams tackle.
- » In 2020, played in all 16 games with 6 starts...Finished 4th on the team with 61 tackles (45 solo)...Had one tackle for loss, one interception, one forced fumble and 3 passes defended...Started the season's first 2 games at free safety and totaled 8 tackles (7 solo)...Intercepted a Mitch Trubisky pass and returned it 13 yards at Chicago (9/20)...Love's first 2 career interceptions were on Trubisky passes in Soldier Field...Tallied a career-high 12 tackles (10 solo) vs. San Francisco (9/27)...Collected 9 tackles (6 solo) vs. Arizona (12/3)...Also started at Philadelphia (10/22) and vs. Tampa Bay (11/2), Cleveland (12/20) and Dallas (1/3).
- » As a rookie in 2019, played in 15 games, including starts at strong safety in each of the final 5 games...Inactive at Tampa Bay (9/22)...Made his NFL debut at Dallas (9/8)...Tallied his first special teams tackle vs. Minnesota (10/6)...Saw his first extensive defensive action when he replaced an injured Jabrill Peppers at Chicago (11/24)...Had one solo tackle and picked up his first career interception when he grabbed a Trubisky pass on the first play of the 4th quarter and returned it 30 yards...Started for the first time and collected 7 tackles (4 solo) vs. Green Bay (12/1)...Posted a season-high 6 solo tackles at Philadelphia (12/9)...Recorded a season-high 9 tackles (8 solo) vs. Philadelphia (12/29).

COLLEGE

- » In three seasons at Notre Dame, Love played in 38 games with 34 starts...Set the school record with 44 pass breakups...Totaled 176 tackles (126 solo), 6 tackles for loss, 5 interceptions, including 2 he returned for touchdowns, one forced fumble, and 4 fumble recoveries...As a junior in 2018, started all 13 games and was one of 3 finalists for the Jim Thorpe Award, which is presented to the nation's best defensive back...Registered 63 tackles (49 solo), one interception, a team-high 15 pass breakups, and 3 fumble recoveries...Broke the Notre Dame record for career pass breakups with his 33rd vs. Stanford...In 2017, started all 13 games...Registered a career-high 68 tackles (45 solo), the top total among any non-linebacker on the team...Led team in passes defended (23), interceptions (3) and interception return yards (153)...Love's school record 20 pass breakups shattered the previous school record of 13 set by Clarence Ellis in 1969...Became the 8th player in Notre Dame history to return 2 interceptions for touchdowns in a season (59 yards at Michigan State and 69 yards vs. N.C. State)...As a freshman in 2016, played in 12 games with starts in the final 8 games...Registered 45 tackles (32 solo), 2 tackles for loss, one interception, 4 pass breakups, one forced fumble, and one fumble recovery...Led all Fighting Irish freshmen in games started and tackles.

OFF-THE-FIELD ACTIVITY

- » Partnered with the NYPD-led Far Rockaway Giants and New York City Police Foundation during the 2021 season to expand the Far Rockaway Giants into Harlem...Partnered with the American Heart Association to meet virtually with students across the tri-state area for a Play 60 conversation that focused on being active, creating healthy habits and focusing on mental health...Represented the Just Mike Foundation, which was created to honor Michael Brindley, a 16-year-old boy who passed away from cardiac arrest, during the NFL's Week 13 My Cause My Cleats initiative.

PERSONAL

- » Love and his wife, Julia, have been together since high school...They own a pet bernedoodle named Leo...Management consulting major...In his junior and senior seasons (2014-15) at Nazareth Academy (La Grange, Ill.), Love helped lead the football team to records of 14-0 and 12-2 and Illinois High School Association Class 5A championships...In 2015, he was an Illinois High School Coaches Association Class 5A All-American in his first team...As a senior, he registered 92 tackles, 19 stops for loss, 3 forced fumbles and one fumble recovery for 54 yards, rushed for 1,067 yards and 18 touchdowns on 104 carries (10.3-yard avg.), and caught 29 passes for 662 yards (22.8-yard avg.) and 7 scores...In his junior season, he collected 41 tackles, one stop for loss and had a 93-yard interception return touchdown...Also rushed for 541 yards and 8 touchdowns on 46 carries (11.8-yard avg.)...Had two 100-yard rushing games and a career-long run of 74 yards...Caught 14 passes for 375 yards (26.8-yard avg.) and 4 scores, including a season-long 65-yarder...Returned 6 kickoffs for 130 yards (21.7-yard avg.) and 11 punts for 242 yards (22.0-yard avg.), including a 73-yard return.

JULIAN LOVE'S NFL REGULAR SEASON DEFENSIVE STATISTICS

		TACKLES										INTERCEPTIONS					O. FUMB					ST					MISC				
DATE	TEAM	GP	GS	TK	S	A	FF	YDS	SK	YDS	QBH	NO	YDS	LG	TD	PB	FF	FR	TD	YDS	TK	S	A	FF	FR	S	A	FR	S	A	
2019	Giants	15	5	35	28	7	5	7	0.0	0.0	1	1	30	30	0	3	1	0	0	0	2	2	0	0	0	0	0	0	0	0	
2020	Giants	16	6	61	45	16	1	1	0.0	0.0	0	1	13	13	0	3	0	0	0	0	3	2	1	0	0	0	0	0	0	0	
2021	Giants	17	5	56	32	24	1	2	0.5	2.5	2	1	0	0	0	7	0	1	0	0	10	4	6	0	0	0	0	0	0	0	
NFL TOTALS		48	16	152	105	47	7	10	0.5	2.5	3	3	43	30	0	13	1	1	0	0	15	8	7	0	0	0	0	0	0	0	

SINGLE-GAME HIGHS: DEFENSIVE

Total Tackles 12 vs. San Francisco 49ers, Sep 27, 2020
10 vs. Dallas Cowboys, Dec 19, 2021
9 vs. Arizona Cardinals, Dec 13, 2020
9 vs. Philadelphia Eagles, Dec 29, 2019
7 vs. Dallas Cowboys, Jan 03, 2021
...3 more at 7.

Solo Tackles 10 vs. San Francisco 49ers, Sep 27, 2020
8 vs. Dallas Cowboys, Dec 19, 2021
8 vs. Philadelphia Eagles, Dec 29, 2019
6 at Philadelphia Eagles, Dec 26, 2021
6 vs. Arizona Cardinals, Dec 13, 2020
...1 more at 6.

Sacks 0.5 vs. Philadelphia Eagles, Nov 28, 2021

Passes Defensed 2 at Tampa Bay Buccaneers, Nov 22, 2021
1 at Miami Dolphins, Dec 05, 2021
1 vs. Philadelphia Eagles, Nov 28, 2021
1 at Kansas City Chiefs, Nov 01, 2021
...8 more at 1.

Forced Fumbles 1 vs. Green Bay Packers, Dec 01, 2019

Fumble Recoveries 1 vs. Philadelphia Eagles, Nov 28, 2021

Tackles For Loss 2 vs. Philadelphia Eagles, Dec 29, 2019
2 vs. Miami Dolphins, Dec 15, 2019
1 at Los Angeles Chargers, Dec 12, 2021
1 at Chicago Bears, Sep 20, 2020
...1 more at 1.

Interceptions 1 at Kansas City Chiefs, Nov 01, 2021
1 at Chicago Bears, Sep 20, 2020
1 at Chicago Bears, Nov 24, 2019

Interception Return Yards 30 at Chicago Bears, Nov 24, 2019
13 at Chicago Bears, Sep 20, 2020

Special Teams Tackles 2 vs. Washington Football Team, Jan 09, 2022
2 vs. Philadelphia Eagles, Nov 28, 2021
1 at Chicago Bears, Jan 02, 2022
1 at Philadelphia Eagles, Dec 26, 2021
...9 more at 1.



TRANSACTIONS

- » Originally a 4th round (131st pick overall) draft choice by the Green Bay Packers in 2016...Signed as a free agent by the Giants on March 26, 2020.

CAREER HIGHLIGHTS

- » Martinez has played in 80 regular-season games with 76 starts and in 5 postseason games with 3 starts...Started each of the last 67 regular-season games in which he played...Led his team in tackles in 4 different seasons, 3 times in Green Bay and in 2020 with the Giants...Had double-digit tackle totals in 33 games...Career totals include 680 tackles - almost 9 a game - including 423 solo stops, 13.0 sacks and 39 tackles for loss, plus 4 interceptions, 22 passes defended, 4 forced fumbles and 3 fumble recoveries...His 680 tackles is the NFL's 3rd-highest total since he entered the league in 2016...Has 23 tackles (16 solo) in the playoffs...His career-high tackle total is 16, vs. Oakland on Oct. 20, 2019 and he had a career-best 12 solo stops vs. New Orleans on Oct. 22, 2017.
- » In his second season with the Giants in 2021, Martinez started all 3 games in which he played and compiled 23 tackles (11 solo) and one tackle for loss...Was elected one of the team's captains for the 2nd consecutive season...Posted a season-high 12 tackles at Washington (9/16)...Suffered a knee injury on the 6th play of the game vs. Atlanta (9/26), and was placed on injured reserve for the remainder of the season.
- » In his first season with the Giants in 2020, Martinez started all 16 games for the 4th consecutive season...Elected one of the team's captains...Led the Giants and was 3rd in the NFL with 151 tackles (86 solo)...Martinez tallied at least 147 tackles for the 4th consecutive season...Also had 3.0 sacks, 9 tackles for loss, 6 quarterback hits, one interception, 5 passes defended, 2 forced fumbles and one fumble recovery.
- » Martinez posted double-digit tackles in eight games, including a season-high 14 (8 solo) vs. Washington (10/18)...In that game, he teamed with Dexter Lawrence II to pressure Kyle Allen into throwing an incomplete pass on a potential game-winning 2-point conversion with 36 seconds remaining, clinching the Giants' first victory of the season...Made 13 tackles (8 solo) vs. Pittsburgh (9/14) and at the L.A. Rams (10/4)...In the season's final 3 games, he was credited with 10 (5 solo), 12 (7 solo) and 11 (6 solo) tackles, respectively...Recorded sacks at Chicago (9/20), vs. San Francisco (9/27) and vs. Dallas (1/3)...Intercepted an Alex Smith pass at Washington (11/8), his 4th career pick...Recovered a fumble by substitute quarterback Andy Dalton at the Cowboys' Dallas 17-yard line at Dallas (10/11), a takeaway that led to a Giants touchdown...It was Martinez's first recovery since Nov. 26, 2017, for Green Bay at Pittsburgh.
- » In 2019, started all 16 regular-season games at middle linebacker for the 3rd consecutive season and helped lead Green Bay to an NFC best-tying 13-3 record and a berth in the conference championship game - despite playing with a broken hand during the season's 2nd half...Finished 2nd in the league with 155 tackles (97 solo), including 3.0 sacks and 5 tackles for loss...Added 1 interception, 2 passes defended and 1 forced fumble...Martinez had double-digit tackle totals in 8 games, including a season-high 16 (8 solo) vs. Oakland (10/20)...He also had 15 tackles (10 solo) vs. Philadelphia (9/26) and 13 stops (10 solo) vs. Minnesota (9/15)...Posted sacks at Chicago (a 6-yard stop of Mitch Trubisky on 9/5), at San Francisco (a 7-yard takedown of Jimmy Garoppolo on 11/24) and at Detroit (a 7-yarder of David Blough on 12/29)...Also intercepted his 3rd career pass vs. the Lions, picking off Blough and returning the ball 22 yards...Started both of Green Bay's playoff games and had 10 tackles (7 solo) in a victory vs. Seattle in an NFC Divisional Playoff Game (1/12) and 9 tackles (6 solo) in the Conference Championship Game at San Francisco (1/19).
- » In 2018, started all 16 games at middle linebacker and finished with a team-high 144 tackles (91 solo) after leading the team with 142 stops in 2017 to become the first Packer to do so in consecutive years since A.J. Hawk in 2012-13...Ranked No. 3 on the team with a career-high 5.0 sacks and with 10 tackles for loss...Tallied a season high total of 12 tackles vs. San Francisco (9 solo on 10/15), at the Rams (7 solo on 10/25), at Minnesota (6 solo on 11/25), vs. Atlanta (11 solo on 12/9) and vs. Detroit (5 solo on 12/30)...Posted 10 tackles (7 solo) vs. Buffalo (9/30) and vs. Arizona (5 solo on 11/11)...Had his only career 2-sack game while recording 5 stops (4 solo) at Detroit (10/7)...Added single sacks vs. Buffalo, at the L.A. Rams and at the N.Y. Jets (12/23).
- » In 2017, started all 16 games and led the team with a then career-high 142 tackles (94 solo) and a career-best 10 tackles for loss along with 1.0 sack, 1 forced fumble, 2 fumble recoveries, 1 interception and 8 passes defended...Had a double-digit tackle total in eight games...Registered a career-high 15 tackles vs. New Orleans (12 solo on 10/22) and at Pittsburgh (11 solo on 11/26)...Also had 2 takeaways against Pittsburgh: a sliding interception of a Ben Roethlisberger pass and a recovery of a Le'Veon Bell fumble...Made 12 tackles (7 solo) at Dallas (10/8), the first of 4 consecutive games in which he reached double digits - 11 stops (8 solo) at Minnesota (10/15), 15 vs. New Orleans (10/22) and 10 (8 solo) vs. Detroit (11/6)...Sacked Matt Ryan for an 8-yard loss at Atlanta (9/17).
- » As a rookie in 2016, played in 13 regular-season games with 9 starts...Ranked 5th on the team with 65 tackles (44 solo), 1.0 sack, 4 tackles for loss, 1 interception and 4 passes defended...Registered 4 special teams tackles...Missed 3 games (Weeks 12-14) due to a knee injury...Played in all 3 postseason games with 1 start and recorded 4 tackles (3 solo), including 1 tackle for loss, and added 1 special teams tackle...Started the season opener and had 5 tackles (4 solo) and a special teams stop at Jacksonville (9/11)...Became the first Green Bay rookie to start on defense in Week 1 since linebacker Nick Perry in 2012...Led the team with a season-high 10 tackles (7 solo) at Tennessee (11/3)...Picked off his first career pass when he intercepted Matt Barkley and returned it 4 yards vs. Chicago (10/20)...Posted 3 solo tackles, including his first career sack when he tackled Matthew Stafford for a 5-yard loss at Detroit (1/1)...Started the NFC Wild Card game vs. the Giants (1/8) and finished with 2 tackles (1 solo)...Left the game in the 2nd quarter due to a knee injury but returned in the 2nd half...Contributed 2 solo tackles in the NFC Championship Game at Atlanta (1/22).

COLLEGE

- » Played in 51 games, including starts in each of his last 27 contests, at Stanford from 2012-15...Finished his collegiate career with 257 tackles (137 solo), 13.5 tackles for loss, 6.5 sacks, 5 interceptions and 5 forced fumbles...Helped Stanford make a bowl appearance all 4 years and win three Pac-12 titles (2012, 2013, 2015)...Played in 3 Rose Bowls, helping the Cardinal win 2...As a senior in 2015, started all 14 games and led the team with a career-high 141 tackles (75 solo)...Recorded 84 more tackles than the No. 2 tackler on the team...Notched 6.5 tackles for loss, 1.5 sacks, 1 forced fumble and 1 interception...Named 3rd-team All-America and first-team All-

Pac-12 by AP...Totaled 10-plus tackles in 9 games, including tying his career-high 14 twice in the first 3 games of the season, at Northwestern (9/5) and at USC (9/19)...In 2014, started all 13 games and totaled a team-best 102 tackles (53 solo), 7 tackles for loss, 4.5 sacks, 2 forced fumbles and 3 interceptions...Earned Pac-12 All-Academic honors...Registered 10-plus tackles in 4 games, including in back-to-back weeks vs. USC (9/6) and vs. Army (9/13) In 2013, played in 10 games, recording 11 tackles (7 solo)...As a freshman in 2012, played in 14 games...Received Stanford's Greg Piers Service Team Award on defense, which honors outstanding scout-team players.

OFF-THE-FIELD ACTIVITY

- » Partnered with the Bronx Community Foundation throughout the 2021 season to support their 4 pillars of community, equity & justice, economic security and health in the Bronx...Supports Saint Jude Children's Research Hospital to honor his childhood friend Richard Blau, who passed away at 14 from osteosarcoma.

PERSONAL

- » Blake and his wife, Kristy, have 2 daughters, Kinsley and Brooke...Earned his degree in management science and engineering...Spent time in college working as an intern in commercial real estate...Attended Mountain View (Ariz.) High School (2008-09), Santa Rita (Tucson, Ariz.) High School (2009-10) and Canyon del Oro (Oro Valley, Ariz.) High School (2010-12)...Set the school record at Canyon del Oro with 247 tackles...Two-time Southern Arizona Player of the Year and PrepStar All-West Region...Played tight end, running back, linebacker and wide receiver...Registered 1,100 yards of total offense as a senior...Lettered one year in basketball and volleyball and 2 years in track.

BLAKE MARTINEZ'S NFL REGULAR SEASON DEFENSIVE STATISTICS

DATE	TEAM	GP	GS	TACKLES										INTERCEPTIONS					O. FUMB					ST				MISC			
				TK	S	A	TL	YDS	SK	YDS	GBR	NO	YDS	LG	TD	PD	FF	FR	TD	YDS	TK	S	A	FF	FR	S	A	FF	FR	S	A
2016	Packers	13	9	65	44	21	4	12	1.0	5.0	1	1	4	4	0	4	0	0	0	0	4	3	1	0	0	0	0	0	0	0	0
2017	Packers	16	16	142	94	48	10	26	1.0	8.0	2	1	3	3	0	8	1	2	0	0	2	2	0	0	0	0	0	0	0	0	0
2018	Packers	16	16	144	91	53	10	46	5.0	34.0	6	0	0	0	0	3	0	0	0	0	0	0	0	0	0	0	0	0	0	0	0
2019	Packers	16	16	155	97	58	5	29	3.0	20.0	3	1	22	22	0	2	1	0	0	0	0	0	0	0	0	0	0	0	0	0	0
2020	Giants	16	16	151	86	65	9	28	3.0	18.0	6	1	2	2	0	5	2	1	0	0	0	0	0	0	0	0	0	0	0	0	0
2021	Giants	3	3	23	11	12	1	1	0.0	0.0	0	0	0	0	0	0	0	0	0	0	0	0	0	0	0	0	0	0	0	0	0
NFL TOTALS		80	76	680	423	257	39	142	13.0	85.0	18	4	31	22	0	22	4	3	0	0	6	5	1	0	0	0	0	0	0	0	0

BLAKE MARTINEZ'S NFL POSTSEASON DEFENSIVE STATISTICS

DATE	TEAM	GP	GS	TACKLES										INTERCEPTIONS					O. FUMB					ST				MISC			
				TK	S	A	TL	YDS	SK	YDS	GBR	NO	YDS	LG	TD	PD	FF	FR	TD	YDS	TK	S	A	FF	FR	S	A	FF	FR	S	A
2016	Packers	3	1	4	3	1	1	2	0.0	0.0	0	0	0	0	0	0	0	0	0	0	0	0	0	0	0	0	0	0	0	0	0
2019	Packers	2	2	19	13	6	0	0	0.0	0.0	0	0	0	0	0	0	0	0	0	0	0	0	0	0	0	0	0	0	0	0	0
NFL TOTALS		5	3	23	16	7	1	2	0.0	0.0	0	0	0	0	0	0	0	0	0	0	0	0	0	0	0	0	0	0	0	0	0

SINGLE-GAME HIGHS: DEFENSIVE

Total Tackles	16 vs. Oakland Raiders, Oct 20, 2019
	15 vs. Philadelphia Eagles, Sep 26, 2019
	15 at Pittsburgh Steelers, Nov 26, 2017
	15 vs. New Orleans Saints, Oct 22, 2017
	14 vs. Washington Football Team, Oct 18, 2020
Solo Tackles	12 vs. New Orleans Saints, Oct 22, 2017
	11 vs. Atlanta Falcons, Dec 09, 2018
	11 at Pittsburgh Steelers, Nov 26, 2017
	10 vs. Philadelphia Eagles, Sep 26, 2019
	10 vs. Minnesota Vikings, Sep 15, 2019
Sacks	2.0 at Detroit Lions, Oct 07, 2018
	1.0 vs. Dallas Cowboys, Jan 03, 2021
	1.0 vs. San Francisco 49ers, Sep 27, 2020
	1.0 at Chicago Bears, Sep 20, 2020
	...8 more at 1.0.
Passes Defensed	2 at Washington Football Team, Nov 08, 2020
	2 at Detroit Lions, Dec 31, 2017
	2 vs. Chicago Bears, Oct 20, 2016
	1 at Seattle Seahawks, Dec 06, 2020
	...15 more at 1.
Forced Fumbles	1 at Seattle Seahawks, Dec 06, 2020
	1 vs. Tampa Bay Buccaneers, Nov 02, 2020
	1 vs. Oakland Raiders, Oct 20, 2019
	...1 more at 1.

Fumble Recoveries	1 at Dallas Cowboys, Oct 11, 2020
	1 at Pittsburgh Steelers, Nov 26, 2017
	1 vs. Chicago Bears, Sep 28, 2017
Tackles For Loss	2 vs. Cleveland Browns, Dec 20, 2020
	2 vs. San Francisco 49ers, Sep 27, 2020
	2 vs. Denver Broncos, Sep 22, 2019
Interceptions	...6 more at 2.
	1 at Washington Football Team, Nov 08, 2020
	1 at Detroit Lions, Dec 29, 2019
	1 at Pittsburgh Steelers, Nov 26, 2017
	...1 more at 1.
Interception Return Yards	22 at Detroit Lions, Dec 29, 2019
	4 vs. Chicago Bears, Oct 20, 2016
	3 at Pittsburgh Steelers, Nov 26, 2017
	2 at Washington Football Team, Nov 08, 2020
	1 vs. Tampa Bay Buccaneers, Dec 03, 2017
Special Teams Tackles	1 vs. New Orleans Saints, Oct 22, 2017
	1 vs. Indianapolis Colts, Nov 06, 2016
	...3 more at 1.

SINGLE-GAME HIGHS - POSTSEASON: DEFENSIVE

Total Tackles 10 vs. Seattle Seahawks, Jan 12, 2020
 9 at San Francisco 49ers, Jan 19, 2020
 2 at Atlanta Falcons, Jan 22, 2017
 2 vs. New York Giants, Jan 08, 2017

Solo Tackles 7 vs. Seattle Seahawks, Jan 12, 2020
 6 at San Francisco 49ers, Jan 19, 2020
 2 at Atlanta Falcons, Jan 22, 2017
 1 vs. New York Giants, Jan 08, 2017

Tackles For Loss 1 at Atlanta Falcons, Jan 22, 2017
Special Teams Tackles 1 vs. New York Giants, Jan 08, 2017



MICAH MCFADDEN
LINEBACKER
HEIGHT: 6-2
WEIGHT: 232
COLLEGE: INDIANA
HOW ACQUIRED: DS-'22
NFL EXP.: R
GIANTS EXP.: R


43

TRANSACTIONS

- » Originally a 5th-round (146th pick overall) draft choice by the Giants in 2022.

CAREER HIGHLIGHTS


- » McFadden played in 45 games with 31 starts for Indiana...In his last 3 seasons, he was selected, in order, honorable mention, first-team and 2nd-team All-Big Ten...McFadden's career totals include 216 tackles (149 solo), 37 tackles for loss, 14.0 sacks, 4 interceptions, 8 passes defended, 3 forced fumbles... Had at least one stop for loss in 14 straight games from Nov. 14, 2020 to Nov. 6, 2021...Led the Hoosiers in tackles in each of his last 3 seasons.
- » In 2021, started all 12 games at middle linebacker and paced the team with career-best totals of 77 stops, 49 solo, 15.5 stops for loss, 6.5 sacks and 2 forced fumbles...Added one fumble recovery and 3 pass breakups...Team captain...Second-team All-Big Ten...Honored as Indiana's Anthony Thompson Most Valuable Player...Led the Hoosiers in tackles 5 times and had 5 multi-TFL games.
- » Posted a career-high 12 tackles (8 solo), 1.0 sack, and one pass breakup at Western Kentucky (9/25)...Notched 8 stops, 1.5 for loss, with a career-high-tying three quarterback hits at Penn State (10/2)...Racked up 9 tackles, 1.5 sacks, 2.5 for loss, and one breakup vs. Michigan State (10/16)...Matched his career-best with 3 tackles for loss to go along with 1.0 sack and 6 stops vs. Ohio State (10/23)...Credited with 8 tackles, 1.0 sack, and 2 stops for loss at Maryland (10/30).
- » In 2020, played in all 8 games with 7 starts...Team captain...First-team All-Big Ten...Honored as Indiana's Anthony Thompson Most Valuable Player...Led the team with 58 tackles (44 solo, 6.0 sacks, and 10.5 for loss...Added 2 interceptions (at Rutgers and vs. Maryland)...Topped the Big Ten in sacks, tied for 2nd in solo stops and 3rd in tackles for loss...First Hoosier to lead the Big Ten in sacks since Greg Middleton in 2007.
- » Finished with a game-high 11 tackles, all solos (career-best), with one for loss vs. Penn State (10/24)...Posted a team-best 9 stops and added career-highs with 2.0 sacks and 3 tackles for loss at Michigan State (11/14)...Made a game-high 10 stops, all solos, at Ohio State (11/21)...Collected a game-high 9 tackles with 2.0 sacks at Wisconsin (12/5)...Closed out the season with 6 stops, 1.0 sack, and 2 tackles for loss in the Outback Bowl vs. Ole Miss (1/2).
- » In 2019, played in 13 games with 12 starts at middle linebacker...Honorable-mention All-Big Ten...Academic All-Big Ten selection...IU's Most Outstanding Defensive Player of the Year...Topped the team with 61 tackles (42 solo), 10 for loss, and 2 interceptions (tied for the team lead)...Posted 1.5 sacks.
- » Credited with 11 stops (10 solo) at Nebraska (10/26)...Picked off his first career pass and added 6 solo tackles, one for loss, vs. Michigan (11/23)...Intercepted a pass and made 5 tackles, one for loss, in the TaxSlayer Gator Bowl vs. Tennessee (1/2).
- » As a freshman in 2018, played in all 12 games...Tallied 20 tackles (14 solo), with one for loss, one forced fumble, and two quarterback hurries...Forced the fumble, recorded the TFL, and added 4 solos vs. Virginia win (9/8).

PERSONAL

- » SPEA management major...As a senior at Plant High School in Tampa, named the 2017 FACA Player of the Year and first-team All-Western Conference...As a senior, posted a program record 211 tackles (124 solo), 39 for loss, 7.0 sacks, 2 interceptions, and 2 fumble recoveries...Rushed for 4 touchdowns...Owns the school single-game tackles record (23)...Plant reached the 2016 7A state championship game and reached the semis in 2017...As a junior, earned first-team all-state, all-county, and all-conference honors his junior campaign...Collected 116 stops (60 solo), 45 for loss, 14 sacks, 4 forced fumbles, one fumble recovery, one interception, and 4 pass breakups...Parents are Deborah and Douglas McFadden.

MCFADDEN'S COLLEGE DEFENSIVE STATISTICS


				TACKLES					INTERCEPTIONS			FUMBLES	
DATE	TEAM	GP	GS	T	A	TOT	TFL	SK	NO	PD	FF	FR	
2018	Indiana	12	0	14	6	20	1.0	0.0	0	0	1	0	
2019	Indiana	13	12	42	19	61	10.0	1.5	2	3	0	0	
2020	Indiana	8	7	44	14	58	10.5	6.0	2	2	0	0	
2021	Indiana	12	12	49	28	77	15.5	6.5	0	3	2	1	
COLLEGE TOTALS		45	31	149	67	216	37.0	14.0	4	8	3	1	



MARCUS MCKETHAN

OFFENSIVE LINEMAN

HEIGHT: 6-6
WEIGHT: 335
COLLEGE: NORTH CAROLINA
HOW ACQUIRED: D5-'22
NFL EXP.: R
GIANTS EXP.: R



TRANSACTIONS

- » Originally a 5th-round (173rd pick overall) draft choice by the Giants in 2022.


CAREER HIGHLIGHTS

- » In 4 seasons following a redshirt year, McKethan played in 43 games and started 37 of his last 38 contests, including all 25 games in 2020-21...Selected honorable mention All-ACC in each of his final 2 seasons.
- » As a senior in 2021, started all 13 games...All-ACC Honorable Mention...Two-time ACC Offensive Lineman of the Week (9/20, 11/6)...Blocked for an offense that averaged 35.2 points per game (3rd in the ACC), 468.2 total yards per game (4th in the ACC), including 212.5 rushing yards per game (2nd in the ACC)...Played 887 snaps, including a season-high 84 against Wake Forest.
- » In 2020, started all 12 games at right guard...All-ACC Honorable Mention...Blocked for an offense that averaged 41.7 points per game (2nd in the ACC), a school record 537.3 yards per game (first in the ACC), including 301.4 passing yards and 235.8 rushing yards a game (both 2nd in the ACC) selection...Played a team-leading 887 snaps, including a season-high 93 vs. Wake Forest and 92 at Florida State.
- » In 2019, played in 13 games with 12 starts...Blocked for an offense that averaged 474.0 yards per game (2nd in the ACC), including 285.8 passing yards per game (3rd in the ACC) at right guard...Allowed just 2 sacks in 818 snaps.
- » As a redshirt freshman in 2018, played in 5 games on the offensive line and on special teams...Blocked for an offense that averaged 442.1 yards per game, including 193.0 rushing yards per contest.
- » Redshirted in 2017.

PERSONAL

- » Three-sport star at Barnwell (S.C.) High School...Ranked as the No. 2 tackle in the state...Represented South Carolina in the Shrine Bowl of the Carolinas, an annual all-star game between talented prospects from the 2 border states...Also played in Border Bowl IV, a postseason all-star game between South Carolina and Georgia prospects...Did not allow a sack during his senior season and finished the year with 543 knockdown blocks...Also played on the Barnwell basketball team and competed in the discus for the track and field team...State champion in the discus as a junior with a throw of 151 feet, 6 inches...Father is Jeffrey McKethan...Mother is Andrea Davis and stepfather is Herbert Davis.


MCKETHAN'S COLLEGE GAMES PLAYED/STARTED				
DATE	TEAM	GP	GS	
2017	UNC	-	-	Redshirted
2018	UNC	5	0	
2019	UNC	13	12	(RG)
2020	UNC	12	12	(RG)
2021	UNC	13	13	(RG)
COLLEGE TOTALS		43	37	



XAVIER MCKINNEY

SAFETY

HEIGHT: 6-0
WEIGHT: 201
COLLEGE: ALABAMA
HOW ACQUIRED: D2-'20
NFL EXP.: 3RD YEAR
GIANTS EXP.: 3RD YEAR



[ZAY-vier]

TRANSACTIONS

- » Originally a 2nd round (36th pick overall) draft choice by the Giants in 2020.

CAREER HIGHLIGHTS

- » McKinney has played in 23 games with 20 starts...Totals include 117 tackles (73 solo), 6 interceptions (one returned for a touchdown), 11 passes defended, 2 tackles for loss and one special teams tackle.
- » In 2021, McKinney played in all 17 games with 16 starts and recorded a career-high 93 tackles (59 solo), 10 passes defended, while adding a team-high 5 interceptions...His 5 interceptions were tied for the 4th-most in the NFL and the most by a safety.
- » Started the season-opener vs. Denver (9/12) and posted 3 tackles and 2 passes defended...Posted 3-straight games with 6 tackles: vs. Atlanta (9/26), at New Orleans (10/3) and at Dallas (10/10)...Recorded his first game with multiple interceptions vs. the Rams (10/16) when he intercepted quarterback Matthew Stafford and returned it for 23 yards, as well as quarterback John Wolford.
- » Earned NFC Defensive Player of the Week honors after recording his 2nd game of the season with multiple interceptions vs. Las Vegas (11/7) when he twice picked off Raiders quarterback Derek Carr...Returned the 2nd interception 41 yards for a touchdown at the beginning of the 3rd quarter...Joined then New England Patriots cornerback J.C. Jackson as the only players in 2021 with multiple 2-interceptions games.
- » Tallied 8 tackles (4 solo), one interception and 2 passes defended vs. Philadelphia (11/28)...Intercepted Eagles quarterback Jalen Hurts in the third quarter...Recorded 6 tackles (4 solo) at Miami (12/5)...Posted 6 tackles (4 solo) and a pass defended vs. Chicago (1/2), which gave him his first season with double-digit passes defended.
- » As a rookie in 2020, McKinney played in the final six games, including starts in each of the last four...On injured reserve from Sept. 6-Nov. 28 after undergoing surgery to repair a fractured foot he suffered in training camp...Contributed 24 tackles (14 solo), including one tackle for loss...Also had one interception...Played 5 snaps on defense and 9 on special teams in his NFL debut at Cincinnati (11/29)...Made his first start vs. Arizona (12/13) and had 4 tackles (3 solo)...With James Bradberry sidelined, started at left cornerback and tallied 4 tackles (2 solo) vs. Cleveland (12/20)...Started at free safety and collected 8 tackles (season-high 7 solo) at Baltimore (12/27)...Helped secure the Giants' victory in their season finale when he intercepted an Andy Dalton pass in the end zone for his first career pick with 1:15 remaining vs. Dallas (1/3)...Also had 8 tackles (4 solo), including one for a loss.

COLLEGE

- » In 3 years at Alabama, McKinney played in 41 games with starts in each of his last 28 contests...Totaled 176 tackles (108 solo), including 13 tackles for loss, 6.0 sacks, 5 interceptions – returning 2 for touchdowns - 20 passes defended, 5 forced fumbles and one fumble recovery...As a junior in 2019, started all 13 games...Named first-team All-SEC by the league's coaches and the AP...Selected 2nd-team All-America by the AFCA, The Sporting News and Walter Camp and 3rd team by the AP...Named a semifinalist for the Thorpe Award, presented annually to the nation's top defensive back...Finished 10th in the SEC in with a team and career-high 95 tackles (59 solo), including 5.5 for loss, 3.0 sacks and a conference-high 4 forced fumbles...Added 3 interceptions, including one he returned 81 yards for a touchdown, 5 pass breakups and 5 quarterback hurries...In 2018, started all 15 games and ranked 3rd on the team with 73 tackles (44 solo), including 6 stops for loss, 3.0 sacks, 2 interceptions, (one returned for a touchdown), 10 pass breakups, and one forced fumble...As a freshman in 2017, played in 13 of 14 games, primarily on special teams...Totaled 8 tackles (5 solo), including 1.5 for loss.

OFF-THE-FIELD ACTIVITY

- » Supported the Food Bank for New York City during the 2021 season by funding a Backpack program for P.S. 57 Hubert H. Humphrey Elementary School and sponsoring a teacher appreciation program...Encouraged fans to donate while online shopping at Stop & Shop and helped donate 5,000 meals to those in need throughout New York City during the holidays.

PERSONAL

- » McKinney was a 4-year letterman at Roswell (Ga.) High School, playing everywhere in the secondary as well as wide receiver...Unanimous 4-star prospect who was named a top-10 safety nationally by all major recruiting outlets...Participated in the Under Armour All-America Game and Nike's 2016 "The Opening"...As a senior in 2016, was selected as the Georgia Class 7A Defensive Player of the Year by the Atlanta Journal-Constitution...Recorded 82 tackles, 7 interceptions, 9 pass breakups, 2 forced fumbles and 2 recoveries as a senior in 2016...In his junior season, had 111 tackles, including 4 for a loss and 2 sacks, 13 pass breakups and 9 interceptions, 2 of which were returned for touchdowns...Also played basketball at Roswell.

XAVIER MCKINNEY'S NFL REGULAR SEASON DEFENSIVE STATISTICS

DATE	TEAM	GP	GS	TK	S	A	TACKLES				QB	INTERCEPTIONS				O. FUMB				ST				MISC	
							TL	YDS	SK	YDS		NO	YDS	LG	TD	PD	FR	TD	YDS	TK	S	A	FR	S	A
2020	Giants	6	4	24	14	10	1	3	0.0	0.0	0	1	0	0	0	1	0	0	0	0	1	0	1	0	0
2021	Giants	17	16	93	59	34	1	2	0.0	0.0	0	5	64	41+	1	10	0	0	0	0	0	0	0	0	0
NFL TOTALS		23	20	117	73	44	2	5	0.0	0.0	0	6	64	41+	1	11	0	0	0	0	1	0	1	0	0

SINGLE-GAME HIGHS: DEFENSIVE

Total Tackles 8 vs. Washington Football Team, Jan 09, 2022
 8 vs. Philadelphia Eagles, Nov 28, 2021
 8 vs. Dallas Cowboys, Jan 03, 2021
 ...1 more at 8.

Solo Tackles 7 at Baltimore Ravens, Dec 27, 2020
 6 vs. Washington Football Team, Jan 09, 2022
 5 at Tampa Bay Buccaneers, Nov 22, 2021
 5 at Dallas Cowboys, Oct 10, 2021
 5 vs. Atlanta Falcons, Sep 26, 2021

Passes Defensed 2 vs. Philadelphia Eagles, Nov 28, 2021
 2 vs. Las Vegas Raiders, Nov 07, 2021
 2 vs. Los Angeles Rams, Oct 17, 2021
 ...1 more at 2.

Tackles For Loss 1 at Miami Dolphins, Dec 05, 2021
 1 vs. Dallas Cowboys, Jan 03, 2021

Interceptions 2 vs. Las Vegas Raiders, Nov 07, 2021
 2 vs. Los Angeles Rams, Oct 17, 2021
 1 vs. Philadelphia Eagles, Nov 28, 2021
 1 vs. Dallas Cowboys, Jan 03, 2021

Interception Return Yards 41 vs. Las Vegas Raiders, Nov 07, 2021
 23 vs. Los Angeles Rams, Oct 17, 2021

Special Teams Tackles 1 at Cincinnati Bengals, Nov 29, 2020



TRANSACTIONS

- » Originally signed as a rookie free agent by the Miami Dolphins on May 9, 2019...Waived by the Dolphins on Sept. 1, 2019 and signed to their practice squad on Sept. 2, 2019...Signed to a reserve/future contract by Miami on Dec. 31, 2019...Waived by the Dolphins on Sept. 5, 2020 and signed to their practice squad on Sept. 6, 2020...Added to Miami's active roster on Nov. 13 and 21 and Dec. 12 and 19, 2020...Re-signed to Miami's practice squad on Dec. 21, 2020...Signed to a reserve/future contract by Miami on Jan. 5, 2021...Released on Aug. 31, 2021...Signed to the Giants' practice squad on Sept. 2, 2021...Added to the active roster on Sept. 16, Nov. 22 and Nov. 25, 2021...Released by the Giants on Jan. 4, 2022...Signed by the Cincinnati Bengals on Jan. 6, 2022 and released on Feb. 21, 2022...Signed as a free agent by the Giants on Feb. 22, 2022.

CAREER HIGHLIGHTS

- » Myarick has played in 11 games with 3 starts – 3 games for Miami in 2020 and 8 games with 3 starts for the Giants in 2021...Totals – all from last year – are 3 receptions for 17 yards and one touchdown with a long catch of 10 yards.
- » In 2021, played 7 snaps in his Giants debut at Washington (9/16)...Recorded his first 2 career receptions for 11 yards, including a one-yarder for the game's only touchdown in a 13-7 victory vs. Philadelphia (11/28)...Started at the Chargers (12/12), but did not have a reception...Started and caught one pass for 6 yards at Philadelphia (12/26).
- » In 2020, played in 3 games...Dressed but did not play in one game...Made his NFL debut vs. the Chargers (11/15)...Also played vs. Kansas City (12/13) and New England (12/20).
- » In 2019, spent the entire season on Miami's practice squad.

COLLEGE

- » Four-year letterman (2015-18) and 2-year starter at Temple...Played in 43 games with 25 starts and finished with 23 receptions for 229 yards (10.0-yard avg.) and one touchdown...As a senior, played in all 13 games with 12 starts...Caught 14 passes for 146 yards (10.4-yard avg.) and one touchdown...In 2017, played in 12 games with 10 starts and had 8 receptions for 68 yards...In 2016, played in all 14 games with 3 starts and had one catch for 15 yards...In 2015, played in 4 games...Redshirted in 2014.

PERSONAL

- » Marketing major...Played tight end and defensive end at Cheltenham High School in Wyncote, Pa... As a senior in 2013, registered 40 receptions and scored 12 touchdowns...Selected first-team all-league on offense and defense...Also lettered in basketball and volleyball.

CHRIS MYARICK'S NFL REGULAR SEASON RUSHING/RECEIVING STATISTICS

DATE	TEAM	GP	GS	RECEIVING					RUSHING				
				NO.	YDS.	AVG.	LG	TD	NO.	YDS.	AVG.	LG	TD
2019	Dolphins	0	0	0	0	0.0	0	0	0	0	0.0	0	0
2020	Dolphins	3	0	0	0	0.0	0	0	0	0	0.0	0	0
2021	Dolphins	1	0	0	0	0.0	0	0	0	0	0.0	0	0
Went from Miami to N.Y. Giants.													
2021	Giants	1	1	3	17	5.7	10	1	0	0	0.0	0	0
2021	TOTAL	2	1	3	17	5.7	10	1	0	0	0.0	0	0
NFL TOTALS		5	1	3	17	5.7	10	1	0	0	0.0	0	0

CHRIS MYARICK'S NFL POSTSEASON RUSHING/RECEIVING STATISTICS

DATE	TEAM	GP	GS	RECEIVING					RUSHING				
				NO.	YDS.	AVG.	LG	TD	NO.	YDS.	AVG.	LG	TD
2021	Bengals	0	0	0	0	0.0	0	0	0	0	0.0	0	0
NFL TOTALS		0	0	0	0	0.0	0	0	0	0	0.0	0	0

SINGLE-GAME HIGHS: RECEIVING

Receptions	2 at New York Giants, Nov 28, 2021 1 at Philadelphia Eagles, Dec 26, 2021	Receiving TDs	1 at New York Giants, Nov 28, 2021
Receiving Yards	11 at New York Giants, Nov 28, 2021 6 at Philadelphia Eagles, Dec 26, 2021	All-Purpose Yards	11 at New York Giants, Nov 28, 2021 6 at Philadelphia Eagles, Dec 26, 2021
Longest Receptions	10 at New York Giants, Nov 28, 2021 6 at Philadelphia Eagles, Dec 26, 2021 11 at New York Giants, Nov 28, 2021	Most TDs	1 at New York Giants, Nov 28, 2021



EVAN NEAL

OFFENSIVE LINEMAN

HEIGHT: 6-7
WEIGHT: 350
COLLEGE: ALABAMA
HOW ACQUIRED: D1-'22
NFL EXP.: R
GIANTS EXP.: R



TRANSACTIONS

- » Originally a first-round (7th pick overall) draft choice by the Giants in 2022.

CAREER HIGHLIGHTS

- » Neal started all 40 games in which he played at Alabama and missed only one game in 3 seasons – due to a positive COVID-19 test in 2020...Started 13 games at left guard in 2019, 12 at right tackle in 2020 and 15 at left tackle in 2021.
- » As a junior in 2021, Neal was selected first team All-America by the AFCA, FWAA, The Sporting News, CBS Sports, ESPN.com and USA Today and 2nd team by the AP...Named first team All-SEC...Elected one of Alabama's permanent team captains...Anchored an offensive line helped the Crimson Tide 6th in the country in scoring (39.9 points-per-game), 7th in passing (338.2 yards-per-game) and 3rd in 3rd-down conversion percentage...Played 1,200 snaps over 15 games...Earned offensive player of the week honors from the Alabama coaching staff after victories against Mercer, Ole Miss, Tennessee, New Mexico State, Arkansas and Cincinnati while the entire line earned received the honor after the SEC Championship Game vs. Georgia.
- » In 2020, started 12 games at right tackle...Missed one game due to a positive COVID-19 test, but was cleared to play the day before the SEC Championship Game...Helped anchor the right side of the Alabama offensive line that blocked for the Power 5's No. 1 scoring offense (48.5 points-per-game), No. 1 pass efficiency offense (198.9), No. 2 passing offense (358.2 yards-per-game) and No. 2 total offense (541.6 yards-per-game)...The front surrendered just 11 sacks while quarterback Mac Jones was on the field and only 19 for the season on 459 dropbacks...Selected as one of the Crimson Tide coaching staff's offensive players of the week for his play against Mississippi State.
- » In 2019, played multiple positions across the line before settling in at left guard...Named to several freshman All-America teams...Selected to the freshman All-SEC squad by the league coaches...Helped the Tide's offensive line rank 3rd nationally in sacks allowed at just .92 per game (12 sacks in 406 pass attempts)...The offensive front opened holes and provided time for Alabama's offense that ranked No. 2 nationally in scoring (47.2 points-per-game), 3rd in passing (342.2 yards-per-game) and 6th in total offense (510.8 yards-per-game)...Made his first career start at left guard and played 68 snaps vs. Duke.

PERSONAL

- » Anchored the offensive line at IMG Academy in Bradenton, Fla., where he was a 5-star offensive tackle by all major recruiting outlets and one of the top players in Florida...Rated as the No. 1 tackle and the No. 8 player in the nation on the Rivals 100, which rated him as the 3rd-best player in Florida...Was the 7th-ranked player, No. 1 tackle and No. 3 player in Florida on the 247Composite...Was the No. 4 player in the ESPN300...Has 7 siblings...Born and raised in Okeechobee, Fla., the same hometown as his parents...Grew up in a sports family and played football and basketball throughout his childhood...Attended Okeechobee High as a freshman, when he played right guard and tackle and defensive tackle on the varsity...After his freshman year, he transferred to IMG Academy, where he started at right guard as a sophomore...In his junior season, Neal saw action at tackle and guard, helping IMG to a 9-0 record...As a senior in 2018, played left tackle and Under Armour All-American.
- » Neal's father (Eddie) played linebacker at Tulane...His uncle (Cleveland Gary) played running back at Georgia and Miami before becoming a 1989 first-round draft choice (No. 26 overall), playing 6 seasons in the NFL for the Los Angeles Rams and Miami Dolphins...Neal's uncle (Jimmie Jones), was a defensive lineman at Miami and a 3rd-round pick in the 1990 NFL Draft, playing 8 seasons with the Dallas Cowboys, St. Louis Rams and Philadelphia Eagles.

NEAL'S COLLEGE GAMES PLAYED/STARTED STATISTICS

DATE	TEAM	GP	GS	
2019	Alabama	13	13	(started at LG)
2020	Alabama	12	12	(started at RT)
2021	Alabama	15	15	(started at LT)
COLLEGE TOTALS		41	41	



AZEEZ OJULARI

LINEBACKER

HEIGHT: 6-3
WEIGHT: 240
COLLEGE: GEORGIA
HOW ACQUIRED: D2-'21
NFL EXP.: 2ND YEAR
GIANTS EXP.: 2ND YEAR



[eh-ZEEZ oja-LAH-ee]

TRANSACTIONS

- » Originally a 2nd-round (50th pick overall) draft choice by the Giants in 2021.

CAREER HIGHLIGHTS

- » As a rookie in 2021, played in all 17 games with 13 starts...Finished the season with 49 tackles (29 solo), 8.0 sacks, 13 quarterback hits, 8 tackles for loss, 2 passes defended and one forced fumble.
- » Led the Giants with a franchise rookie record 8.0 sacks and paced the team with 13 quarterback hits... He was the first rookie to lead the team since sacks became an official statistic in 1982...Dallas' Micah Parsons (13.0) was the only other rookie to top his team his sacks last season...Ojulari finished 3rd among NFL rookies in sacks, 4th in quarterback hits and tied for 4th in tackles for loss (8)...Tied for the 6th most sacks

Most Sacks by Rookies, Giants History

Player, Year	Sacks
Azeez Ojulari, 2021	8.0
B.J. Hill, 2018	5.5
T3. Cornelius Griffin, 2000	5.0
T3. Andy Headen, 1983	5.0

*Pro Football Hall of Famer Lawrence Taylor had 9.5 sacks as a rookie in 1981, the year before they became an official statistic by a player 21 or younger in NFL history.

- » Made his NFL debut vs. Denver (9/12) and sacked Broncos quarterback Teddy Bridgewater for a 3-yard loss...Started his first NFL game at Washington (9/16) and sacked quarterback Taylor Heinicke for a 16-yard loss, tied for the second-longest sack by a Giant since 1994...Strip-sacked Falcons quarterback Matt Ryan with 14 seconds remaining in the 2nd quarter vs. Atlanta (9/26)...Also added 3 tackles (one solo) in the contest.
- » Ojulari was the only rookie in the NFL with at least 1.0 sack in each of his first 3 games and the 5th rookie since 2000 with at least 1.0 sack in each of his first 3 career games. The others were Baltimore's Terrell Suggs in 2003, Oakland's Tommy Kelly in 2004, and Cleveland's Barkevious Mingo in 2013 and Myles Garrett in 2017.
- » Tallied 5 tackles (3 solo), 2.5 sacks, 4 quarterback hits and 3 tackles for loss vs. Carolina (10/24)...His 4 quarterback hits and 3 tackles for loss were the most by a Giants rookie, while his 2.5 sacks were the 2nd-most in a game since 1982 (B.J. Hill had 3.0 on Dec. 2, 2018)...Posted 5.5 sacks through the first 7 games of a season, which were the most by a Giant since Jason Pierre-Paul (8.5) and Osi Umenyiora (6.0) in 2011.

Most Sacks in a Game by a Rookie, Giants History

Player	Date	Opp.	Sacks
B.J. Hill	12/2/18	CHI	3.0
Azeez Ojulari	10/24/21	CAR	2.5
10 Times			2.0

Most QB Hits in a Game by a Rookie, Giants History

Player	Date	Opp.	QB Hits
Azeez Ojulari	10/24/21	CAR	4
Three Times			3

- » Posted 2 tackles and one tackle for loss at Kansas City (11/1)...Recorded 2 tackles and his first career pass defended vs. Los Vegas (11/7)...Set the Giants rookie sack record when he tackled quarterback Tua Tagovailoa for a 9-yard loss at Miami (12/5)...Tallied a sack in the 2nd straight game when he took down quarterback Justin Herbert for a one-yard loss at the Chargers (12/12)...Produced 4 tackles (2 solo), a half-sack and one quarterback hit vs. Dallas (12/19)...Posted his 3rd game with multiple quarterback hits when he had 2 vs. Washington (1/9) in the season finale.

COLLEGE

- » Ojulari played in 27 games with 23 starts in 3 seasons at Georgia...His totals included 71 tackles (41 solo), 19.5 tackles for loss, 14.0 sacks, 5 forced fumbles, one fumble recovery and one pass defended...As a redshirt sophomore in 2020, Ojulari started all 10 games...Semifinalist for the Chuck Bednarik Award, which goes to the nation's top defensive player...Voted All-SEC 2nd Team by the league's head coaches and the AP...Finished with 31 tackles (22 solo)...Led the SEC with 12.5 stops for loss, 8.5 sacks and 4 forced fumbles...Had 5 sacks in the final 6 games...His 35 quarterback pressures were 11 more than any of his teammates had...Defensive MVP of the Chick-fil-A Peach Bowl, where he had 4 solo tackles in the Bulldogs' win vs. Cincinnati, including a career-best 3.0 sacks...In 2019, played in 14 games with 13 starts...Finished with a career-high 36 tackles (16 solo), including 6 tackles for loss and team-high totals of

5.5 sacks and 34 quarterback pressures...In 2018, redshirted and played in three games...Had one tackle for loss vs. Middle Tennessee State in his first collegiate action.

OFF-THE-FIELD ACTIVITY

- » Partnered with the NYPD-led Far Rockaway Giants and New York City Police Foundation, during the 2021 season to expand the Far Rockaway Giants into Harlem... Hosted a private screening of the movie "American Underdog" for children and families in New York City.

PERSONAL

- » Name is pronounced (ah-ZEEZ) (Oju-LAHR-ee)...Named to the 2020 SEC Community Service Team...Son of Nigerian immigrants...Born in Austell, Ga., Ojulari began playing football at age 9...Lettered in football and basketball at Marietta (Ga.) High School, spending four varsity seasons as a pass rusher and tight end...As a senior in 2017, led Marietta to the semifinals of the 7A state playoffs and contributed 118 tackles, 31.0 tackles for loss and 11.0 sacks before suffering a torn ACL in November...In his junior season, recorded 103 tackles, 17.0 tackles for loss and 8.0 sacks...His maternal grandfather (Prince Twins Seven-Seven) was a Nigerian prince (descendent of an Ibadan king) and accomplished African artist, who passed away in 2011...Mother (Bolanle) and father (Monsuru) are Nigerian natives who met in the mid-1990s after moving to Philadelphia, married and settled down in the Atlanta area...Younger brother BJ is a pass rusher at LSU.

AZEEZ OJULARI'S NFL REGULAR SEASON DEFENSIVE STATISTICS

		TACKLES										INTERCEPTIONS					O. FUMB					ST					MISC				
DATE	TEAM	GP	GS	TK	S	A	TR	YDS	SK	YDS	QB	NO	YDS	LG	TD	PD	FF	FR	TD	YDS	TK	S	A	FF	FR	S	A	FF	FR	S	A
2021	Giants	17	13	49	29	20	8	44	8.0	53.0	13	0	0	0	0	2	1	0	0	0	0	0	0	0	0	0	0	0	0	0	0
NFL TOTALS		17	13	49	29	20	8	44	8.0	53.0	13	0	0	0	0	2	1	0	0	0	0	0	0	0	0	0	0	0	0	0	0

SINGLE-GAME HIGHS: DEFENSIVE

Total Tackles 5 vs. Philadelphia Eagles, Nov 28, 2021

5 vs. Carolina Panthers, Oct 24, 2021

4 vs. Dallas Cowboys, Dec 19, 2021

4 at Miami Dolphins, Dec 05, 2021

...1 more at 4.

Solo Tackles 3 at Miami Dolphins, Dec 05, 2021

3 vs. Carolina Panthers, Oct 24, 2021

3 at Dallas Cowboys, Oct 10, 2021

2 at Philadelphia Eagles, Dec 26, 2021

...6 more at 2.

Sacks 2.5 vs. Carolina Panthers, Oct 24, 2021

1.0 at Los Angeles Chargers, Dec 12, 2021

1.0 at Miami Dolphins, Dec 05, 2021

1.0 vs. Atlanta Falcons, Sep 26, 2021

...2 more at 1.0.

Passes Defensed 1 at Chicago Bears, Jan 02, 2022

1 vs. Las Vegas Raiders, Nov 07, 2021

Forced Fumbles 1 vs. Atlanta Falcons, Sep 26, 2021

Tackles For Loss 3 vs. Carolina Panthers, Oct 24, 2021

1 at Los Angeles Chargers, Dec 12, 2021

1 at Miami Dolphins, Dec 05, 2021

1 at Kansas City Chiefs, Nov 01, 2021

...2 more at 1.



MATT PEART

TACKLE

HEIGHT: 6-7
WEIGHT: 318
COLLEGE: CONNECTICUT
HOW ACQUIRED: D3-'20
NFL EXP.: 3RD YEAR
GIANTS EXP.: 3RD YEAR



74

[PAYRT]

TRANSACTIONS

- » Originally a 3rd-round (99th pick overall) draft choice by the Giants in 2020.

CAREER HIGHLIGHTS

- » Peart played in 26 games with 6 starts (4 at left tackle and 2 at right tackle) in his first 2 Giants seasons.
- » In 2021, played in 15 games with 5 starts (3 at left tackle and 2 at right tackle)...Made his first start at right tackle at Dallas (10/10) and was part of an offensive line that did not allow a sack...Started 3 consecutive games at left tackle: vs. Carolina (10/24), at Kansas City (11/1) and vs. Las Vegas (11/7)...Started at Philadelphia (12/26) but left the game due to a knee injury and was placed on injured reserve on Dec. 30.
- » As a rookie in 2020, Peart played in 11 games, including a start at left tackle in the Giants' first victory of the season vs. Washington (10/18)...Saw most of his action as a reserve lineman...Did not play vs. Pittsburgh (9/14), at Chicago (9/20), vs. Cleveland (12/20) and vs. Dallas (1/3)...Placed on the Reserve/COVID-19 list and did not play at Cincinnati (11/29).

COLLEGE

- » Peart started all 48 games in his 4-year career at UConn – 24 at left tackle in his first 2 seasons and 24 at right tackle in his final 2 years...Anchored an offensive line that produced two 1,000-yard rushers in 2018 and another 1,000-yard rusher in 2019.
- » In 2019, started all 12 games at right tackle...Helped running back Kevin Mensah rush for 1,013 yards...First-team All-American Athletic Conference selection...Team captain and invitee to the 2020 Senior Bowl and NFL Combine...In 2018, started all 12 games and was the top performer on a line that opened holes for a pair of 1,000-yard rushers in quarterback David Pindell and Mensah...In 2017, started all 12 games and helped the UConn offense record eight 400+ yard games, including a season-high 596 yards at East Carolina...As a redshirt freshman in 2016, Peart started in all 12 games...Redshirted in 2015.

OFF-THE-FIELD ACTIVITY


- » Partnered with the Bronx Community Foundation throughout the 2021 season to support their 4 pillars of community, equity & justice, economic security and health in the Bronx...Shared his family's battle with cancer, including his big brother Claude who currently deals with chronic myelogenous leukemia (CML), his father, who is a prostate cancer survivor, and his grandmother and cousin, who passed away from metastatic breast cancer, to encourage people to get screened annually.

PERSONAL

- » Graduated in December 2019 with a degree in allied health science, a concentration in occupational therapy...Peart was born in Jamaica before immigrating to the United States with his family in 2002, settling in The Bronx...Early love was soccer before focusing on basketball for most of his childhood...Continued his basketball career and was a team captain at Governor's Academy in Byfield, Mass., a private boarding school where he also played track and lacrosse)...Was convinced to try football, a sport he had never played before and spent his freshman season on the J.V. squad and his sophomore year on the scout team...As a junior, started at defensive end and the following year also became the starting left tackle...Helped the team win 4 consecutive Independent School League titles...In Peart's senior season, the team went 7-2.

MATT PEART'S NFL REGULAR SEASON STATISTICS


DATE	TEAM	GP	GS
2020	Giants	11	1
2021	Giants	15	5
NFL TOTALS		26	6



AARON ROBINSON

CORNERBACK

HEIGHT: 6-1
WEIGHT: 193
COLLEGE: UCF
HOW ACQUIRED: D3-'21
NFL EXP.: 2ND YEAR
GIANTS EXP.: 2ND YEAR



TRANSACTIONS

- » Originally a 3rd-round (71st pick overall) draft choice by the Giants in 2021.

CAREER HIGHLIGHTS

- » As a rookie in 2021, Robinson spent Weeks 1-7 on the Reserve/Physically Unable to Perform list after undergoing core muscle surgery in the offseason...Played in 9 games with 2 starts and totaled 26 tackles (16 solo), 3 passes defended and one quarterback hit...Made his NFL debut and had one tackle at Kansas City (11/11)...Robinson posted 6 tackles (4 solo), 2 passes defended and one quarterback hit vs. Philadelphia (11/28) and joined Kenny Phillips (2008) and Aaron Ross (2007) as the only Giants rookies with at least 5 tackles, 2 passes defended and one quarterback hit in a game...He was the third NFL rookie to log those totals in a game in 2021...Made his first NFL start at cornerback and produced 7 tackles (4 solo) and one pass defended at Miami (12/5)...Started and totaled a career-high 9 tackles (7 solo) at the Chargers (12/12)...Spent Week 15 on the Reserve/COVID-19 list...Saw action in the final 3 games and totaled 3 tackles (1 solo).

COLLEGE

- » Played in 29 games with 19 starts at Central Florida after spending one season at Alabama...Three-year UCF totals included 104 tackles (77 solo), 6.5 stops for loss, 21 passes defended, 3 interceptions, one forced fumble and one fumble recovery...In 2020, started all 9 games in which he played and earned 2nd-team All-American Athletic Conference honors...Totalled 41 tackles (31 solo), one tackle for loss, a team-high 7 pass breakups, one forced fumble and one fumble recovery...As a redshirt junior in 2019, played in all 13 games with 10 starts...Second-team All-AAC selection...Ranked 6th on team with a career-high 54 total tackles (38 solo), 5.5 tackles for loss, 3 interceptions, 10 passes broken up and one forced fumble...In 2018, played in 7 games...Worked on the scout team at UCF in 2017 after transferring...In 2016, played in 13 games as a true freshman for Alabama...Recorded 5 tackles (3 solo), including one for loss.

OFF-THE-FIELD ACTIVITY

- » Teamed up with the NYPD-led Far Rockaway Giants during the 2021 season to improve police-community relations and education through flag football in Far Rockaway, Queens.

PERSONAL

- » Interdisciplinary studies major...Originally attended West Boca High School before transferring to Deerfield Beach High School for his final two seasons...Was a teammate of wideout Jerry Jeudy, the Denver Broncos' first-round draft choice in 2020...Played wide receiver, cornerback and safety...Suffered a broken collarbone as a junior and was sidelined six months...Returned as a senior in 2015 and posted 41 tackles and 4 interceptions to earn first-team All-Class 8A honors...Also ran track for Deerfield...Originally committed to Florida before switching to Alabama...Cousin, Denard Robinson, was an All-American at Michigan and a fifth-round pick (No. 135 overall) by Jacksonville in the 2013 NFL Draft who played four seasons in the NFL.

AARON ROBINSON'S NFL REGULAR SEASON DEFENSIVE STATISTICS

		TACKLES										INTERCEPTIONS					O. FUMB			ST			MISC				
DATE	TEAM	GP	GS	TK	S	A	TFL	YDS	SK	YDS	QBH	NO	YDS	LG	TD	PD	FF	FR	TD	YDS	TK	S	A	FF	FR	S	A
2021	Giants	9	2	26	16	10	0	0	0.0	0.0	1	0	0	0	0	3	0	0	0	0	0	0	0	0	0	0	0
NFL TOTALS		9	2	26	16	10	0	0	0.0	0.0	1	0	0	0	0	3	0	0	0	0	0	0	0	0	0	0	0

SINGLE-GAME HIGHS: DEFENSIVE

Total Tackles 9 at Los Angeles Chargers, Dec 12, 2021
7 at Miami Dolphins, Dec 05, 2021
6 vs. Philadelphia Eagles, Nov 28, 2021
2 at Chicago Bears, Jan 02, 2022
1 vs. Washington Football Team, Jan 09, 2022
... 1 more at 1.

Passes Defensed 2 vs. Philadelphia Eagles, Nov 28, 2021
1 at Miami Dolphins, Dec 05, 2021

Solo Tackles 7 at Los Angeles Chargers, Dec 12, 2021
4 at Miami Dolphins, Dec 05, 2021
4 vs. Philadelphia Eagles, Nov 28, 2021
1 at Chicago Bears, Jan 02, 2022



WAN'DALE ROBINSON

WIDE RECEIVER

HEIGHT: 5-8
WEIGHT: 185
COLLEGE: KENTUCKY
HOW ACQUIRED: D2-'22
NFL EXP.: R
GIANTS EXP.: R



[WAN-Dale]

TRANSACTIONS

- » Originally a 2nd-round (43rd pick overall) draft choice by the Giants in 2022.

CAREER HIGHLIGHTS

- » In 3 collegiate seasons – 2 at Nebraska and one at Kentucky - Robinson played in 31 games with 24 starts and caught 195 passes for 2,248 yards (11.5-yard avg.) and 10 touchdowns...Added 141 rushing attempts for 691 yards and 4 touchdowns, plus 7 punt returns and 11 kickoff returns.
- » In his only season at Kentucky 2021, played in all 13 games with 12 starts and set career highs with a school-record 104 receptions, 1,334 yards and 7 touchdowns...Also had 7 rushing attempts for 111 yards (15.9-yard avg.) and 6 punt returns for 20 yards...Named second-team All-SEC... Ranked 4th nationally and 2nd in the SEC in receptions per game (8.0)...Ranked 11th nationally and 2nd in the SEC in total receiving yards (1,334) and 12th nationally and 2nd in the conference in receiving yards per game (102.6).
- » Became the 6th player in SEC history to catch at least 100 passes in a season...Had 6 100-yard games, 2nd on UK's single-season list...Joins Randall Cobb as the only players in school history with multiple games of at least 12 receptions...Caught at least 4 passes in 13 straight games.
- » Named the MVP of the Vrbo Citrus Bowl after setting Kentucky bowl records with 10 receptions for 170 yards vs. Iowa...Caught 8 passes for a career-best 181 yards vs. New Mexico State...The 181 yards were the 4th-highest single-game total in school history and most since Craig Yeast's school-record 269 vs. Vanderbilt in 1998...Had a career-long 79-yard reception in the second quarter.
- » Collected 9-plus catches in 3 straight games (Georgia, Mississippi State, Tennessee), the first Wildcat to do that since Anthony White in 1998...Recorded a career-high 13 catches, for 166 yards, including one touchdown, vs. Tennessee...Caught a team-high 12 passes at No. 1 Georgia, including a one-yard touchdown catch...His 12 receptions are the most for a UK player vs. a No. 1-ranked opponent in school history.
- » Led the receivers with 8 catches for 60 yards and one touchdown vs. LSU and 4 receptions for 65 yards and one score vs. Florida...Had 7 catches for 65 yards at South Carolina.
- » Caught 8 passes for 111 yards vs. Tennessee-Chattanooga UTC, becoming the first Wildcat to have three-straight 100-yard receiving games since Derek Abney in 2001...Tallied 5 passes for 101 yards and had a career-long 64-yard run vs. Missouri...Finished with 5 receptions for 125 yards and 2 touchdowns vs. Louisiana-Monroe.
- » As a sophomore at Nebraska in 2020, started in all 8 games played...Led the Huskers with 51 catches, 461 receiving yards and 696 all-purpose yards...Was 4th on the team with 240 rushing yards...Earned honorable mention All-Big Ten honors from the conference coaches...Ranked 4th in the Big Ten with 6.4 receptions per game.
- » In 2019, played in 10 games with 4 starts – 3 at wide receiver and one at running back...Named a 2nd-team freshman All-American, an honorable-mention All-Big Ten selection, and was a 2-time Big Ten Freshman of the Week...One of 4 finalists for the Paul Hornung Award, given to the nation's most versatile player...Caught 40 passes for 443 yards and 2 touchdowns while rushing for 340 yards and 3 scores...The 40 catches and 443 receiving yards were the most by a true freshman in Nebraska history...Returned 11 kickoffs for 236 yards (21.5-yard avg.)...Tallied 1,029 all-purpose yards, which ranked 2nd on the team and was the 3rd-highest total by a Husker freshman...One of only 2 FBS players to total 400 receiving yards, 300 rushing yards and 200 kickoff return yards in 2019.

PERSONAL

- » Communication major...State's consensus top player as a senior at Western Hills High School in Frankfort, Ky... After serving as a backup as a freshman on varsity, Robinson rushed for 2,014 yards and 28 touchdowns as a sophomore, adding 28 receptions for 434 yards and 3 touchdowns...As a junior, he rushed for 2,330 yards and 33 touchdowns and caught 25 passes for 343 yards and 6 scores...In his senior season, Robinson earned Kentucky's Mr. Football and the Gatorade Kentucky Player of the Year after finishing with 1,973 rushing yards, 725 receiving yards and 47 total touchdowns (30 rushing, 11 receiving, 2 punt returns, 2 touchdown passes, one interception and one fumble recovery)...On defense, Robinson accounted for 113 tackles, 12.0 tackles for loss, and 3 interceptions as a senior... One of 5 finalists for the 2019 All-American Bowl Player-of-the-Year award, which is presented annually to the nation's most outstanding high school senior Finished his high school career with 8,582 scrimmage yards (6,795 rushing and 1,787 receiving) and 118 offensive touchdowns, and his 781 career points rank No. 2 in Kentucky history...Also lettered in track as a junior and participated in relays...Son of Victoria Davis and Dale Robinson...His dad played football at Western Kentucky...Has one younger sister, Eliza.

ROBINSON'S COLLEGE RUSHING/RECEIVING STATISTICS												
DATE	TEAM	GP	GS	RECEIVING				RUSHING				
				NO.	YDS	AVG	LG	TD	ATT	YDS.	AVG.	LG
2019	Nebraska	10	4	40	453	11.3	49	2	88	340	3.9	42t
2020	Nebraska	8	8	51	461	9.0	38	1	46	240	5.2	47
2021	Kentucky	13	12	104	1334	12.8	79	7	7	111	15.9	50
COLLEGE TOTALS		31	24	195	2248	11.5	79	10	141	691	4.9	64

ROBINSON'S COLLEGE KICKOFF/PUNT RETURN STATISTICS

DATE	TEAM	KICKOFF RETURNS					PUNT RETURNS				
		RET.	YDS.	AVG.	LG	TD	NO.	YDS	AVG	LG	TD
2019	Nebraska	11	236	21.5	39	0	0	0	0.0	0	0
2020	Nebraska	0	0	0.0	0	0	1	-5	-5.0	-5	0
2021	Kentucky	0	0	0.0	0	0	6	20	3.3	5	0
COLLEGE TOTALS		11	236	21.5	39	0	7	15	2.1	5	0



QUINCY ROCHE

LINEBACKER

HEIGHT: 6-3
WEIGHT: 245
COLLEGE: MIAMI (FL)
HOW ACQUIRED: W(PIT)-'21
NFL EXP.: 2ND YEAR
GIANTS EXP.: 2ND YEAR



95

(roh-SHAY)

TRANSACTIONS

- » Originally a 6th-round (216th pick overall) draft choice by the Pittsburgh Steelers in 2021...Waived by the Steelers on Aug. 31, 2021...Claimed off waivers by the Giants on Sept. 1, 2021.

CAREER HIGHLIGHTS

- » As a rookie in 2021, Roche played in 14 games with 3 starts and totaled 35 tackles (21 solo), 2.5 sacks, 5 quarterback hits, 5 tackles for loss and one forced fumble.
- » Inactive for the season's first 2 games...Made his NFL debut vs. Atlanta (9/26)...Made his first tackle at Dallas (10/10)...Started for the first time at Kansas City (11/11), where he produced 3 tackles (one solo), one quarterback hit and one tackle for loss.
- » Recorded his first career sack on a strip-sack of the Raiders' Derek Carr with 44 seconds left in the 4th quarter vs. Las Vegas (11/7)...Roche's forced fumble came on the Giants' 13-yard line...He became the first Giant to record their first career sack on a strip-sack since Bruce Johnson on Nov. 1, 2009 at Philadelphia.
- » Posted his second sack of the season at Miami (12/5), where he logged 6 total tackles (3 solo)...Had a half-sack and one special teams tackle vs. Dallas (12/19).

COLLEGE

- » Roche played one season (2020) at Miami (Fla.) after transferring from Temple...Started 10 games at defensive end and finished with 45 tackles, including 14.5 tackles for loss and 4.5 sacks with the Hurricanes...Tied for the ACC lead with three forced fumbles.
- » Played three seasons (2017-19) at Temple after redshirting in 2016...Totaled 137 tackles, 39.5 tackles for loss, 26.0 sacks, seven pass breakups, six forced fumbles, five fumble recoveries and three blocked kicks in 39 games with the Owls...In 2019, ranked fifth in FBS with 13 sacks and 11th with 19.0 tackles for loss, earning American Athletic Conference Defensive Player of the Year honors...In 2018, compiled 57 tackles, nine tackles for loss, six sacks, two forced fumbles and two fumble recoveries as a redshirt sophomore...In 2017, led the team with three forced fumbles, was second in tackles for loss (11.5) and third in sacks (7.0) in his redshirt freshman season.

OFF-THE-FIELD ACTIVITY

- » Partnered with Boys Hope Girls Hope of New York during the 2021 season to support their extensive college preparatory program, which aims to reduce the stressors that prevent and discourage underserved students from pursuing their education...Supports St. Jude Children's Hospital which strives to find cures for children with cancer and other catastrophic diseases through research and treatment.

PERSONAL

- » Born Quincy G. Roche (pronounced roh-SHAY) in Baltimore...Played defensive line and tight end at New Town High School in Owings Mills, Md., earning all-state and all-county honors as a senior and set the school record with 19 sacks...Was also part of the school's state championship in basketball after finishing the season 24-2 and winning 18 straight games...Took a week-long class in Rome as part of Temple's STHM (Sports, Tourism, Hospitality Management) program in the 2019 spring.

QUINCY ROCHE'S NFL REGULAR SEASON DEFENSIVE STATISTICS

		TACKLES										INTERCEPTIONS					O. FUMB			ST			MISC				
DATE	TEAM	GP	GS	TK	S	A	TR	YDS	SK	YDS	GBH	NO	YDS	LG	TD	PD	FF	FR	TD	YDS	TK	S	A	FF	FR	S	A
2021	Giants	14	3	35	21	14	5	12	2.5	22.0	5	0	0	0	0	0	1	0	0	0	3	2	1	0	0	0	0
NFL TOTALS		14	3	35	21	14	5	12	2.5	22.0	5	0	0	0	0	0	1	0	0	0	3	2	1	0	0	0	0

SINGLE-GAME HIGHS: DEFENSIVE

Total Tackles	6 at Miami Dolphins, Dec 05, 2021 6 at Tampa Bay Buccaneers, Nov 22, 2021 4 at New York Giants, Nov 07, 2021 3 at Chicago Bears, Jan 02, 2022 3 at New York Giants, Dec 19, 2021 ...2 more at 3.	Forced Fumbles	1 at New York Giants, Nov 07, 2021
Solo Tackles	4 at Tampa Bay Buccaneers, Nov 22, 2021 3 at Miami Dolphins, Dec 05, 2021 3 vs. Carolina Panthers, Oct 24, 2021 2 at Chicago Bears, Jan 02, 2022 2 at New York Giants, Nov 28, 2021 ...1 more at 2.	Tackles For Loss	1 at Chicago Bears, Jan 02, 2022 1 at Miami Dolphins, Dec 05, 2021 1 at Tampa Bay Buccaneers, Nov 22, 2021 ...2 more at 1.
Sacks	1.0 at Miami Dolphins, Dec 05, 2021 1.0 at New York Giants, Nov 07, 2021 0.5 at New York Giants, Dec 19, 2021	Special Teams Tackles	1 at Philadelphia Eagles, Dec 26, 2021 1 at New York Giants, Dec 19, 2021 1 at New York Giants, Nov 28, 2021



RICKY SEALS-JONES
TIGHT END
 HEIGHT: 6-5
 WEIGHT: 243
 COLLEGE: TEXAS A&M
 HOW ACQUIRED: FA-'22
 NFL EXP.: 6TH YEAR
 GIANTS EXP.: 1ST YEAR


83

TRANSACTIONS

- Originally signed as a rookie free agent by the Arizona Cardinals on May 2, 2017...Waived by Arizona on Sept. 2, 2017...Signed to Arizona's practice squad on Sept. 3, 2017 and to the active roster on Sept. 25, 2017...Released by Arizona on Aug. 31, 2019...Awarded off waivers to the Cleveland Browns on Sept. 1, 2019...Signed as a free agent by the Kansas City Chiefs on April 5, 2020...Released by Kansas City on Jan. 2, 2021...Signed to Kansas City's practice squad on Jan. 6, 2021 and to the active roster on Jan. 16, 2021...Signed as a free agent by Washington on May 25, 2021...Signed as a free agent by the Giants on March 17, 2022.

CAREER HIGHLIGHTS

- Seals-Jones has played in 54 regular-season games with 15 starts for Arizona, Cleveland, Kansas City and Washington...Also played in 2 postseason games for the 2020 Chiefs team that advanced to Super Bowl LV...His totals include 90 receptions for 1,044 yards (11.6-yard avg.) and 10 touchdowns, with a long catch of 59 yards.
- In his only season in Washington in 2021, Seals-Jones played in 13 games with a career-high 6 starts and caught 30 passes for 271 yards and 2 scores, including a 19-yarder against the Giants (9/16) and a season-long 39-yarder vs. Kansas City (10/17)...Caught a career-high 6 passes, for 51 yards, at Green Bay (10/24).
- In 2020, he played in 2 games for Kansas City, but did not have a reception.
- In 2019, played in 14 games with 3 starts for Cleveland...Recorded 14 receptions for 229 yards and a career-high 4 touchdowns...Scored his first touchdown of the season on a 9-yard pass from Baker Mayfield and finished with a career-high 82 yards on 3 receptions, including a career-long 59-yarder, at Baltimore (9/29)...Caught a 31-yard touchdown pass vs. Seattle (10/13) and scored twice at Arizona (12/15).
- In 2018, played in a career-high 15 games with 5 starts for the Cardinals...Caught 34 passes for 343 yards and one touchdown...Scored on a 35-yard pass from Sam Bradford vs. Chicago (9/23).
- As a rookie in 2017, played in 10 games with one start and caught 12 passes for 201 yards and 3 touchdowns...Made his NFL debut vs. Dallas (9/25)...Caught his first 3 passes and scored his first 2 touchdowns, on 11 and 28-yard throws from Blaine Gabbert, at Houston (11/19)...Added a 29-yard touchdown the following week vs. Jacksonville.

COLLEGE

- Played in 39 games at Texas A&M and finished with 123 receptions for 1,442 yards (11.78-yard avg.) and 10 touchdowns, with a long catch of 71 yards...As a senior in 2016, recorded 26 receptions for 333 yards and one touchdown...In 2015, posted 45 catches for a career-best 560 yards and 4 touchdowns...In 2014, caught a career-high 49 passes for 465 yards and 4 touchdowns...In 2013, played in 2 games before suffering a season-ending injury...Caught 3 passes, including a 71-yard touchdown.

PERSONAL

- Sports management major...Attended Sealy (Texas) High School, where he was named a U.S. Army All-American...Missed a large portion of his senior year with an early-season injury, but returned to action late in the year...In 2011, played quarterback and had 114 carries for 1,245 yards and 15 touchdowns, along with 761 passing yards and eight scores to earn District 24-3A MVP honors...Recorded 68 tackles and 5 interceptions...Cousin is Pro Football Hall of Fame running back Eric Dickerson...Son of Buffy and Chester Seals-Jones.

RICKY SEALS-JONES' NFL REGULAR SEASON RUSHING/RECEIVING STATISTICS													
DATE	TEAM	GP	GS	RECEIVING					RUSHING				
				NO.	YDS.	AVG.	LG	TD	NO.	YDS.	AVG.	LG	TD
2017	Cardinals	10	1	12	201	16.8	29†	3	0	0	0.0	0	0
2018	Cardinals	15	5	34	343	10.1	40	1	0	0	0.0	0	0
2019	Browns	14	3	14	229	16.4	59	4	0	0	0.0	0	0
2020	Chiefs	2	0	0	0	0.0	0	0	0	0	0.0	0	0
2021	Commanders	13	6	30	271	9.0	39†	2	0	0	0.0	0	0
NFL TOTALS		54	15	90	1,044	11.6	59	10	0	0	0.0	0	0

RICKY SEALS-JONES' NFL POSTSEASON RUSHING/RECEIVING STATISTICS

DATE	TEAM	GP	GS	RECEIVING					RUSHING				
				NO.	YDS.	AVG.	LG	TD	NO.	YDS.	AVG.	LG	TD
2020	Chiefs	2	0	0	0	0.0	0	0	0	0	0.0	0	0
NFL TOTALS		2	0	0	0	0.0	0	0	0	0	0.0	0	0

SINGLE-GAME HIGHS: RECEIVING

Receptions	6 at Green Bay Packers, Oct 24, 2021 5 vs. New Orleans Saints, Oct 10, 2021 5 at Kansas City Chiefs, Nov 11, 2018 5 at Minnesota Vikings, Oct 14, 2018 4 at Philadelphia Eagles, Dec 21, 2021 ...3 more at 4.	All-Purpose Yards	82 at Baltimore Ravens, Sep 29, 2019 72 vs. Jacksonville Jaguars, Nov 26, 2017 69 at Minnesota Vikings, Oct 14, 2018 58 vs. Kansas City Chiefs, Oct 17, 2021 54 at Houston Texans, Nov 19, 2017
Receiving Yards	82 at Baltimore Ravens, Sep 29, 2019 72 vs. Jacksonville Jaguars, Nov 26, 2017 69 at Minnesota Vikings, Oct 14, 2018 58 vs. Kansas City Chiefs, Oct 17, 2021 54 at Houston Texans, Nov 19, 2017	Special Teams Tackles	2 at Houston Texans, Nov 19, 2017 1 vs. New York Giants, Dec 24, 2017 2 at Arizona Cardinals, Dec 15, 2019 2 at Houston Texans, Nov 19, 2017 1 vs. Kansas City Chiefs, Oct 17, 2021 1 vs. New York Giants, Sep 16, 2021 ...4 more at 1.
Receiving Average	27.3 at Baltimore Ravens, Sep 29, 2019 18.0 vs. Jacksonville Jaguars, Nov 26, 2017 18.0 at Houston Texans, Nov 19, 2017 15.7 vs. Seattle Seahawks, Oct 13, 2019 14.5 vs. Kansas City Chiefs, Oct 17, 2021	Most TDs	1 vs. Kansas City Chiefs, Oct 17, 2021 1 vs. New York Giants, Sep 16, 2021 ...4 more at 1.
Longest Receptions	59 at Baltimore Ravens, Sep 29, 2019 40 at Minnesota Vikings, Oct 14, 2018 39t vs. Kansas City Chiefs, Oct 17, 2021 35t vs. Chicago Bears, Sep 23, 2018 31t vs. Seattle Seahawks, Oct 13, 2019 ...1 more at 31.	Miscellaneous Tackles	1 at Los Angeles Rams, Sep 16, 2018 1 vs. Washington Redskins, Sep 09, 2018
Receiving TDs	2 at Arizona Cardinals, Dec 15, 2019 2 at Houston Texans, Nov 19, 2017 1 vs. Kansas City Chiefs, Oct 17, 2021 1 vs. New York Giants, Sep 16, 2021 ...4 more at 1.		



TRANSACTIONS

- » Originally a 2nd round (40th pick overall) draft choice by the Giants in 2016.

CAREER HIGHLIGHTS

- » Shepard has played in 72 regular-season games with 70 starts, and started the only postseason game in which he played...Career totals include 349 catches for 3,884 yards (11.1-yard avg.), and 21 touchdowns...The 349 catches place him 8th in franchise history, 18 behind Frank Gifford...Shepard is 17th on the Giants' career list in receiving yardage; Lionel Manuel is 16th with 3,941...With 21 touchdown receptions, Shepard is tied with Stephen Baker for 21st in Giants history...Shepard's 10 100-yard games are tied for the 9th-most on the team's all-time list with Plaxico Burress and Lionel Manuel...Has 23 rushing attempts for 180 yards (7.8-yard avg.) and one touchdown.
- » In 2021, played in 7 games with 6 starts and totaled 36 receptions for 366 yards and one touchdown...Posted a reception in each of the 7 games in which he played, extending his receptions streak to 61 games, good for 9th in franchise history.
- » Produced his 10th career 100-yard game when he caught 8 passes for 113 yards, including a 37-yard touchdown, vs. Denver (9/12)...Shepard was only the 5th Giants player since 1987 with at least 100 receiving yards and one touchdown in a Week 1 game.
- » Tallied 9 receptions for 94 yards at Washington (9/16)...Inactive at New Orleans (10/3), at Dallas (10/10) and vs. Carolina (10/24) with a hamstring injury...Caught a season-high 10 passes for 76 yards vs. the Rams (10/17), his 4th career game with at least 10 catches.
- » Inactive from Nov. 7-Dec. 5 with a quad injury...Caught 2 passes for 15 yards vs. Dallas (12/19), before suffering a torn Achilles tendon...Placed on injured reserve the following day.
- » In 2020, started all 12 games in which he played...Inactive from Sept. 27-Oct. 18 with a toe injury suffered at Chicago (9/20)...Shepard led the Giants and tied his career high with 66 catches – the 3rd season he finished with 65 or 66 – was 2nd with 656 yards and tied Darius Slayton for the team lead with 3 touchdowns catches...Tied his career high with 6 rushing attempts for 49 yards, including a 23-yard touchdown vs. Dallas (11/3) that was his first career score on the ground...It was the longest run by a Giants wide receiver since Dec. 29, 2013, when Jerrell Jernigan ran for a 49-yard touchdown in a victory vs. Washington in MetLife Stadium...Shepard was the 10th NFL wide receiver to rush for a touchdown in 2020.
- » Shepard also had a one-yard run later in the first quarter...He has each of the last 3 multiple-carry games by a Giants wideout...Shepard had 2 rushing attempts vs. Detroit on Sept. 18, 2017 and at Tampa Bay on Sept. 22, 2019.
- » In the season finale, Shepard had game-high totals of 8 receptions for 112 yards, his 9th career 100-yard game and first of the season...No other Giants player had more than 2 catches in the game...The yardage total was Shepard's highest since he had 113 yards at Indianapolis on Dec. 23, 2018...Shepard scored the Giants' 2nd touchdown on a 10-yard pass from Jones for the first 2-touchdown game of his career...Shepard was the first Giants player with a rushing and receiving touchdown in the same game since Dec. 22, 2019, when Saquon Barkley scored on a 67-yard run and a 33-yard catch in an overtime victory at Washington.
- » Shepard had a season-high 9 catches, for 77 yards, including a 3-yard touchdown, at Baltimore (12/27)...Caught 7 passes for 64 yards at Cincinnati (11/29) and had 8 receptions for 74 yards vs. Tampa Bay (11/2).
- » In his first action after missing 4 games, Shepard caught 6 passes for 59 yards, including a season-long 29-yarder and a 2-yard touchdown, at Philadelphia (10/22)...Opened the season with 6 catches for 47 yards vs. Pittsburgh (9/14).
- » In 2019, Shepard started all 10 games in which he played...Missed 6 games with a concussion, including 5 in a row from Oct. 10-Nov. 10...Played in each of the season's final 6 games...Led the Giants with 57 catches...His 576 receiving yards were 3rd on the team and his 3 touchdowns catches tied him with tight ends Evan Engram and Kaden Smith for 3rd.
- » Shepard joined Darius Slayton, Golden Tate and Engram as Giants with at least 100 receiving yards in a game. It was the first season in which they had 4 players do that since 2012, when the 100-yard receivers were Hakeem Nicks, Victor Cruz, Domenik Hixon and Ramses Barden.
- » Shepard had season-high totals of 9 catches for 111 yards vs. Miami (12/15)...Finished with 100 yards on 7 receptions, including a season-long 36-yarder, at Tampa Bay (9/22)...Shepard scored touchdowns at the Buccaneers (7 yards), vs. Green Bay (18 yards on 12/1) and at Washington (23 yards on 12/22).
- » Shepard's 6 rushing attempts and 72 yards on the season were both career highs...He had the Giants' longest run in 2 consecutive games with 19 yards at Tampa Bay and 23 yards vs. Washington (9/29)...He was the first wideout to have the team's longest rush in successive games since Chris Culloway did it 3 games in a row from Nov. 13-27, 1994.
- » In 2018, Shepard started all 16 games for the 2nd time in his first 3 seasons...Finished with career-high totals of 66 receptions (one more than he had as a rookie and a total he matched in 2020) and 872 yards, and scored 4 touchdowns...Added 3 rushing attempts for 33 yards.
- » Scored his first touchdown on a 7-yard reception at Houston (9/23)...Caught a season-high 10 passes, for 77 yards, including a 2-yard touchdown, vs. New Orleans (9/30)...Had 5 receptions for a career-high 167 yards at Atlanta (10/22), including a 58-yarder that was the Giants' longest completion of the season...Odell Beckham, Jr. added 8 catches for 143 yards...It was the first game in which the Giants had 2 receivers gain at least 100 yards apiece since Dec. 28, 2014, when Beckham finished with 185 yards and a touchdown on 12 catches, and Rueben Randle had 158 yards on 6 receptions...Shepard had receptions of 53 and 58 yards to become the first Giants player with 2 catches of at least 53 yards in a game since Oct. 16, 2016, when Beckham had receptions of 75 and 66 yards vs. Baltimore.
- » Shepard caught the game-winning 3-yard touchdown pass with 53 seconds remaining in the 4th quarter at San Francisco (11/12)...Scored on a 3-yard reception at Washington (12/9)...Tallied 6 receptions for 113 yards at Indianapolis (12/23)...Shepard's 90 first-quarter receiving yards vs. Indianapolis were the most by a Giants player since Beckham had 98 in the opening period at Tennessee on Dec. 7, 2014.
- » In 2017, Shepard played in 11 games with 10 starts...Led the Giants' wide receivers with 59 catches for a team-high 731 yards...Scored 2 touchdowns...Missed 2 games with an ankle injury, 2 with an illness, and the season finale with a neck injury.

- » Shepard twice set his career high with 11 receptions and had the Giants' only three 100-yard receiving games of the season...Had 11 catches for a career-high 142 yards at San Francisco (11/12) and 11 receptions for 139 yards vs. Philadelphia (12/17)...Shepard's 11-catch game vs. the 49ers was the first by a Giants player since Beckham had 11 at Philadelphia on Dec. 22, 2016...Shepard also caught 7 passes for 133 yards at Philadelphia (9/24).
- » Shepard scored both of his touchdowns on long catch-and-runs vs. Philadelphia: a career-long 77-yard reception in Lincoln Financial Field (9/24), and a 67-yarder in MetLife Stadium (12/17).
- » As a rookie in 2016, Shepard started all 16 regular-season games and the NFC Wild Card Game...It was the 2nd consecutive season the Giants' 2nd-round draft choice started every game; safety Landon Collins did it in 2015 (defensive tackle Dalvin Tomlinson made it 3 in a row in 2017)...Shepard was the Giants' first offensive rookie to start every game of his rookie season since Justin Pugh started every game at right tackle in 2013...He was the first rookie wide receiver to start every game for the Giants since Bobby Johnson in 1984, and the first in the NFL since Buffalo's Sammy Watkins in 2014.
- » Shepard finished 2nd on the team with 65 catches for 683 yards and 8 touchdowns...Caught at least 2 passes in every game except the victory at Cleveland (11/27), where he did not have a reception...Shepard placed 2nd among NFL rookies in all 3 major statistical categories, trailing only New Orleans' Michael Thomas, who had 92 catches for 1,137 yards and 9 scores.
- » Shepard had one of the finest seasons by a rookie pass-catcher in Giants history:

MOST RECEPTIONS / GIANTS ROOKIE

Saquon Barkley**	2018	91
Odell Beckham, Jr.	2014	91
Jeremy Shockey*	2002	74
Sterling Shepard	2016	65
Evan Engram*	2017	64
Bobby Johnson	1984	48
Darius Slayton	2019	48

MOST RECEIVING YARDS / GIANTS ROOKIE

Odell Beckham, Jr.	2014	1,305
Jeremy Shockey*	2002	894
Bobby Johnson	1984	795
Hakeem Nicks	2009	790
Darius Slayton	2019	740
Evan Engram*	2017	722
Saquon Barkley**	2018	721
Sterling Shepard	2016	683

MOST TOUCHDOWN RECEPTIONS / GIANTS ROOKIE

Odell Beckham, Jr.	2014	12
Bill Swiacki	1948	10
Sterling Shepard	2016	8
Darius Slayton	2019	8
Ken MacAfee	1954	8
Bobby Johnson	1984	7
Hakeem Nicks	2009	6
Evan Engram*	2017	6

*Tight End

**Running Back

- » Shepard caught 3 passes for 43 yards, including a 9-yard touchdown, in his NFL debut at Dallas (9/11)...He was the first Giants player to catch a touchdown pass in his first game since Beckham on Oct. 5, 2014.
- » Shepard had season-high totals of 8 receptions for 117 yards vs. New Orleans (9/18) and followed with 5 catches for 73 yards and a 23-yard touchdown vs. Washington (9/25).
- » Shepard was the first player in Giants history to score a touchdown and have more than 100 receiving yards in a game in his first 3 NFL games, and was the first NFL player to do it since Pittsburgh's Martavis Bryant in 2014.
- » In a 27-23 victory vs. Philadelphia (11/6), Shepard caught 3 passes for 50 yards, including a 32-yard touchdown, and rookie free agent Roger Lewis, Jr. had a 30-yard touchdown reception...It was the first time the Giants had 2 rookie wide receivers with touchdown catches in the same game since Oct. 5, 1987 when Lewis Bennett and Reggie McGowan accomplished the feat in a strike replacement game vs. San Francisco...Excluding replacement games, it had last happened on 12, 1954, when Ken MacAfee and Bob Topp did it at Philadelphia.
- » With Victor Cruz sidelined with an ankle injury, the Giants started rookie wide receivers Shepard and Lewis in a Monday night game vs. Cincinnati (11/14)...They were the first pair of rookie wideouts to start for the Giants since Dec. 15, 1984, when Bobby Johnson and Lionel Manuel started the regular-season finale vs. New Orleans.
- » Shepard had 4 receptions for 56 yards and a 6-yard touchdown vs. Detroit (12/18), and 7 catches for 61 yards and his 8th score of the season on a 13-yard pass at Philadelphia (12/22)...Had 4 catches for 63 yards in his postseason debut in the NFC Wild Card Game at Green Bay (1/8).

COLLEGE

- » In 4 seasons at Oklahoma, Shepard played in 50 games with 41 starts...Started all 37 games in his final 3 seasons...Career totals included 233 receptions for 3,482 yards (14.9-yard avg.) and 26 touchdowns, with a long catch of 75 yards...Also returned 30 punts for a 7.3-yard average with a long runback of 27 yards...His career receptions (233) and receiving yards (3,482) each rank 2nd in Oklahoma history...He is tied for 4th in school history in career touchdown receptions (26) and is 4th in 100-yard receiving games (12)...Ranks 3rd in OU history in single-season receptions (86 as a senior)...Shares the school record for single-game receptions (15 vs. Kansas State as a junior)...Also had a 14-catch game vs. Baylor as a senior.

- » As a senior in 2015, he was a semifinalist for the Biletnikoff Award, given to the nation's top wide receiver...Named to All-Big 12 first team by the league's coaches...Started all 13 games at receiver and also served as team's primary punt returner...Caught a career-high 86 passes for 1,288 yards (15.0-yard avg.) and 11 touchdowns, with a long catch of 74 yards...Also returned 30 punts for 148 yards, a 7.9-yard average, with a long of 27 yards...In 2014, was named to All-Big 12 first team by league's...Semifinalist for Biletnikoff Award...Started all 12 games and finished with 51 receptions for 970 yards and 5 touchdowns, with a long catch of 75 yards...Also returned 11 punts for 73 yards (6.6-yard avg.)...Tied school record with 15 receptions and tallied 197 receiving yards and a touchdown vs. Kansas State (10/18)...In 2013, started all 12 games in which he played...Did not play vs. Iowa State (11/16) due to injury...Concluded the season with 51 catches for 603 yards and 7 touchdowns with a long reception of 57 yards...As a freshman in 2012, he played in all 13 games with 4 starts...His 621 receiving yards were the 3rd-highest total by an Oklahoma freshman, while his 45 receptions ranked 4th all-time among the school's freshmen.

OFF-THE-FIELD ACTIVITY

- » Partnered with the Bronx Community Foundation throughout the 2021 season to support their four pillars of community, equity & justice, economic security and health in the Bronx...Supports the Alzheimer's Association and American Heart Association to honor his father who passed away from a heart attack and his grandmother who passed away from Alzheimer's.

PERSONAL

- » Has two daughters, Cali Clay and Cassie Snow...Parents are Cheri and the late Derrick Shepard...At Oklahoma, he wore the same jersey number (3) as his late father, who lettered at OU as wide receiver from 1983-86...In 2021, he switched his Giants jersey number from 87 to 3 when the NFL revised its jersey number policy...Graduated with degree in arts & sciences planned program...Named to Academic All-Big 12 first team as a senior...Rushed for 1,115 yards and caught 133 passes for 2,335 yards and 38 touchdowns in his career at Heritage Hall High School...Finished with 5,148 career all-purpose yards...As a senior, carried the ball 28 times for 303 yards and 8 touchdowns, and caught 73 passes for 1,243 yards and 17 touchdowns...Selected to the Under Armour All-American Game.

STERLING SHEPARD'S NFL REGULAR SEASON RUSHING/RECEIVING STATISTICS

DATE	TEAM	GP	GS	RECEIVING					RUSHING				
				NO.	YDS.	AVG.	LG	TD	NO.	YDS.	AVG.	LG	TD
2016	Giants	16	16	65	683	10.5	32†	8	3	31	10.3	22	0
2017	Giants	11	10	59	731	12.4	77†	2	4	4	1.0	12	0
2018	Giants	16	16	66	872	13.2	58	4	3	33	11.0	27	0
2019	Giants	10	10	57	576	10.1	36	3	6	72	12.0	23	0
2020	Giants	12	12	66	656	9.9	29	3	6	49	8.2	23†	1
2021	Giants	7	6	36	366	10.2	37†	1	1	-9	-9.0	-9	0
NFL TOTALS		72	70	349	3,884	11.1	77†	21	23	180	7.8	27	1

STERLING SHEPARD'S NFL POSTSEASON RUSHING/RECEIVING STATISTICS

DATE	TEAM	GP	GS	RECEIVING					RUSHING				
				NO.	YDS.	AVG.	LG	TD	NO.	YDS.	AVG.	LG	TD
2016	Giants	1	1	4	63	15.8	26	0	0	0	0.0	0	0
NFL TOTALS		1	1	4	63	15.8	26	0	0	0	0.0	0	0

SINGLE-GAME HIGHS: RUSHING/RECEIVING

Rush Attempts	2 vs. Dallas Cowboys, Jan 03, 2021 2 at Tampa Bay Buccaneers, Sep 22, 2019 2 vs. Detroit Lions, Sep 18, 2017 1 at Washington Football Team, Sep 16, 2021 ...16 more at 1.	Longest Receptions	77† at Philadelphia Eagles, Sep 24, 2017 67† vs. Philadelphia Eagles, Dec 17, 2017 58 at Atlanta Falcons, Oct 22, 2018 55 at Indianapolis Colts, Dec 23, 2018 53 at Atlanta Falcons, Oct 22, 2018 1 vs. Denver Broncos, Sep 12, 2021 1 vs. Dallas Cowboys, Jan 03, 2021 1 at Baltimore Ravens, Dec 27, 2020 ...18 more at 1.
Rushing Yards	27 at San Francisco 49ers, Nov 12, 2018 22 at Cleveland Browns, Nov 27, 2016 23 vs. Washington Redskins, Sep 29, 2019 22 at Chicago Bears, Nov 24, 2019 22 at Cleveland Browns, Nov 27, 2016 27 at San Francisco 49ers, Nov 12, 2018 23† vs. Dallas Cowboys, Jan 03, 2021 23 vs. Washington Redskins, Sep 29, 2019 22 at Chicago Bears, Nov 24, 2019 22 at Cleveland Browns, Nov 27, 2016 1 vs. Dallas Cowboys, Jan 03, 2021 11 vs. Philadelphia Eagles, Dec 17, 2017 11 at San Francisco 49ers, Nov 12, 2017 10 vs. Los Angeles Rams, Oct 17, 2021 10 vs. New Orleans Saints, Sep 30, 2018 9 at Washington Football Team, Sep 16, 2021 ...2 more at 9.	Receiving TDs	167 at Atlanta Falcons, Oct 22, 2018 142 at San Francisco 49ers, Nov 12, 2017 139 vs. Philadelphia Eagles, Dec 17, 2017 133 at Philadelphia Eagles, Sep 24, 2017 117 vs. New Orleans Saints, Sep 18, 2016 33.4 at Atlanta Falcons, Oct 22, 2018 19.0 at Philadelphia Eagles, Sep 24, 2017 18.8 at Indianapolis Colts, Dec 23, 2018 18.8 at Carolina Panthers, Oct 07, 2018 18.7 at Oakland Raiders, Dec 03, 2017
Longest Runs	23† vs. Dallas Cowboys, Jan 03, 2021 23 vs. Washington Redskins, Sep 29, 2019 22 at Chicago Bears, Nov 24, 2019 22 at Cleveland Browns, Nov 27, 2016 27 at San Francisco 49ers, Nov 12, 2018 23† vs. Dallas Cowboys, Jan 03, 2021 23 vs. Washington Redskins, Sep 29, 2019 22 at Chicago Bears, Nov 24, 2019 22 at Cleveland Browns, Nov 27, 2016 1 vs. Dallas Cowboys, Jan 03, 2021 11 vs. Philadelphia Eagles, Dec 17, 2017 11 at San Francisco 49ers, Nov 12, 2017 10 vs. Los Angeles Rams, Oct 17, 2021 10 vs. New Orleans Saints, Sep 30, 2018 9 at Washington Football Team, Sep 16, 2021 ...2 more at 9.	Most TDs	27 at Carolina Panthers, Oct 07, 2018 2 vs. Dallas Cowboys, Jan 03, 2021 1 vs. Denver Broncos, Sep 12, 2021 1 at Baltimore Ravens, Dec 27, 2020 1 at Philadelphia Eagles, Oct 22, 2020 ...17 more at 1.
Rushing TDs	167 at Atlanta Falcons, Oct 22, 2018 142 at San Francisco 49ers, Nov 12, 2017 139 vs. Philadelphia Eagles, Dec 17, 2017 133 at Philadelphia Eagles, Sep 24, 2017 117 vs. New Orleans Saints, Sep 18, 2016 33.4 at Atlanta Falcons, Oct 22, 2018 19.0 at Philadelphia Eagles, Sep 24, 2017 18.8 at Indianapolis Colts, Dec 23, 2018 18.8 at Carolina Panthers, Oct 07, 2018 18.7 at Oakland Raiders, Dec 03, 2017	Kickoff Return Yards	2 vs. Los Angeles Rams, Oct 17, 2021 1 vs. Dallas Cowboys, Dec 19, 2021 1 vs. Tampa Bay Buccaneers, Nov 02, 2020 1 vs. Miami Dolphins, Dec 15, 2019 ...7 more at 1.
Receptions	167 at Atlanta Falcons, Oct 22, 2018 142 at San Francisco 49ers, Nov 12, 2017 139 vs. Philadelphia Eagles, Dec 17, 2017 133 at Philadelphia Eagles, Sep 24, 2017 117 vs. New Orleans Saints, Sep 18, 2016 33.4 at Atlanta Falcons, Oct 22, 2018 19.0 at Philadelphia Eagles, Sep 24, 2017 18.8 at Indianapolis Colts, Dec 23, 2018 18.8 at Carolina Panthers, Oct 07, 2018 18.7 at Oakland Raiders, Dec 03, 2017	Miscellaneous Tackles	2 vs. Los Angeles Rams, Oct 17, 2021 1 vs. Dallas Cowboys, Dec 19, 2021 1 vs. Tampa Bay Buccaneers, Nov 02, 2020 1 vs. Miami Dolphins, Dec 15, 2019 ...7 more at 1.
Receiving Yards	167 at Atlanta Falcons, Oct 22, 2018 142 at San Francisco 49ers, Nov 12, 2017 139 vs. Philadelphia Eagles, Dec 17, 2017 133 at Philadelphia Eagles, Sep 24, 2017 117 vs. New Orleans Saints, Sep 18, 2016 33.4 at Atlanta Falcons, Oct 22, 2018 19.0 at Philadelphia Eagles, Sep 24, 2017 18.8 at Indianapolis Colts, Dec 23, 2018 18.8 at Carolina Panthers, Oct 07, 2018 18.7 at Oakland Raiders, Dec 03, 2017	All-Purpose Yards	167 at Atlanta Falcons, Oct 22, 2018 142 at San Francisco 49ers, Nov 12, 2017 139 vs. Philadelphia Eagles, Dec 17, 2017 136 vs. Dallas Cowboys, Jan 03, 2021 133 at Philadelphia Eagles, Sep 24, 2017 27 at Carolina Panthers, Oct 07, 2018 2 vs. Dallas Cowboys, Jan 03, 2021 1 vs. Denver Broncos, Sep 12, 2021 1 at Baltimore Ravens, Dec 27, 2020 1 at Philadelphia Eagles, Oct 22, 2020 ...17 more at 1.
Receiving Average	167 at Atlanta Falcons, Oct 22, 2018 142 at San Francisco 49ers, Nov 12, 2017 139 vs. Philadelphia Eagles, Dec 17, 2017 133 at Philadelphia Eagles, Sep 24, 2017 117 vs. New Orleans Saints, Sep 18, 2016 33.4 at Atlanta Falcons, Oct 22, 2018 19.0 at Philadelphia Eagles, Sep 24, 2017 18.8 at Indianapolis Colts, Dec 23, 2018 18.8 at Carolina Panthers, Oct 07, 2018 18.7 at Oakland Raiders, Dec 03, 2017		

SINGLE-GAME HIGHS - POSTSEASON: RECEIVING

Receptions	4 at Green Bay Packers, Jan 08, 2017	Longest Receptions	26 at Green Bay Packers, Jan 08, 2017
Receiving Yards	63 at Green Bay Packers, Jan 08, 2017		15 at Green Bay Packers, Jan 08, 2017
Receiving Average	15.8 at Green Bay Packers, Jan 08, 2017		13 at Green Bay Packers, Jan 08, 2017
			9 at Green Bay Packers, Jan 08, 2017
		All-Purpose Yards	63 at Green Bay Packers, Jan 08, 2017

100-YARD RECEIVING GAMES (10): REGULAR SEASON

DATE	TEAM	NO.	YDS.	AVG.	LG	TD
09/18/16	SAINTS	8	117	14.6	32	0
09/24/17	at Eagles	7	133	19.0	77†	1
11/12/17	at 49ers	11	142	12.9	26	0
12/17/17	EAGLES	11	139	12.6	67†	1
10/22/18	at Falcons	5	167	33.4	58	0
12/23/18	at Colts	6	113	18.8	55	0
09/22/19	at Buccaneers	7	100	14.3	36	1
12/15/19	DOLPHINS	9	111	12.3	24	0
01/03/21	COWBOYS	8	112	14.0	21	1
09/12/21	BRONCOS	7	113	16.1	37†	1

2016 GAME-BY-GAME REGULAR-SEASON STATISTICS (GIANTS)

DATE	OPPONENT	P/S	RECEIVING					RUSHING					W/L	SCORE
			NO.	YDS.	AVG.	LG	TD	NO.	YDS.	AVG.	LG	TD		
09/11	at Cowboys	S	3	43	14.3	20	1	0	0	0.0	0	0	W	20-19
09/18	Saints	S	8	117	14.6	32	0	0	0	0.0	0	0	W	16-13
09/25	Commanders	S	5	73	14.6	23	1	0	0	0.0	0	0	L	27-29
10/03	at Vikings	S	4	30	7.5	12	0	0	0	0.0	0	0	L	10-24
10/09	at Packers	S	2	14	7.0	10	0	0	0	0.0	0	0	L	16-23
10/16	Ravens	S	4	25	6.3	10	0	0	0	0.0	0	0	W	27-23
10/23	at Rams	S	5	32	6.4	11	0	0	0	0.0	0	0	W	17-10
11/06	Eagles	S	3	50	16.7	32	1	0	0	0.0	0	0	W	28-23
11/14	Bengals	S	5	42	8.4	13	1	0	0	0.0	0	0	W	21-20
11/20	Bears	S	5	50	10.0	15	1	0	0	0.0	0	0	W	22-16
11/27	at Browns	S	0	0	0.0	0	0	1	22	22.0	22	0	W	27-13
12/04	at Steelers	S	4	21	5.3	10	1	0	0	0.0	0	0	L	14-24
12/11	Cowboys	S	3	39	13.0	17	0	0	0	0.0	0	0	W	10-7
12/18	Lions	S	4	56	14.0	23	1	0	0	0.0	0	0	W	17-6
12/22	at Eagles	S	7	61	8.7	13	1	1	2	2.0	2	0	L	19-24
01/01	at Commanders	S	3	30	10.0	14	0	1	7	7.0	7	0	W	19-10
2016 TOTALS		16-16	65	683	10.5	32T	8	3	31	10.3	22	0	11-5	

2017 GAME-BY-GAME REGULAR-SEASON STATISTICS (GIANTS)

DATE	OPPONENT	P/S	RECEIVING					RUSHING					W/L	SCORE
			NO.	YDS.	AVG.	LG	TD	NO.	YDS.	AVG.	LG	TD		
09/10	at Cowboys	S	7	44	6.3	12	0	1	6	6.0	6	0	L	3-19
09/18	Lions	S	2	23	11.5	12	0	2	7	3.5	12	0	L	10-24
09/24	at Eagles	S	7	133	19.0	77	1	0	0	0.0	0	0	L	24-27
10/01	at Buccaneers	P	5	54	10.8	19	0	0	0	0.0	0	0	L	23-25
10/08	Chargers	S	1	9	9.0	9	0	0	0	0.0	0	0	L	22-27
10/15	at Broncos												W	23-10
10/22	Seahawks												L	7-24
11/05	Rams	S	5	70	14.0	37	0	0	0	0.0	0	0	L	17-51
11/12	at 49ers	S	11	142	12.9	26	0	0	0	0.0	0	0	L	21-31
11/19	Chiefs												W	12-9
11/23	at Commanders												L	10-20
12/03	at Raiders	S	3	56	18.7	47	0	0	0	0.0	0	0	L	17-24
12/10	Cowboys	S	2	16	8.0	11	0	1	-9	-9.0	-9	0	L	10-30
12/17	Eagles	S	11	139	12.6	67	1	0	0	0.0	0	0	L	29-34
12/24	at Cardinals	S	5	45	9.0	10	0	0	0	0.0	0	0	L	0-23
12/31	Commanders												W	18-10
2017 TOTALS		11-10	59	731	12.4	77T	2	4	4	1.0	12	0	3-13	

+ - Overtime

2018 GAME-BY-GAME REGULAR-SEASON STATISTICS (GIANTS)

DATE	OPPONENT	P/S	RECEIVING					RUSHING					W/L	SCORE
			NO.	YDS.	AVG.	LG	TD	NO.	YDS.	AVG.	LG	TD		
09/09	Jaguars	S	5	48	9.6	16	0	0	0	0.0	0	0	L	15-20
09/16	at Cowboys	S	3	24	8.0	14	0	0	0	0.0	0	0	L	13-20
09/23	at Texans	S	6	80	13.3	23	1	0	0	0.0	0	0	W	27-22
09/30	Saints	S	10	77	7.7	23	1	0	0	0.0	0	0	L	18-33
10/07	at Panthers	S	4	75	18.8	28	0	0	0	0.0	0	0	L	31-33
10/11	Eagles	S	3	37	12.3	20	0	0	0	0.0	0	0	L	13-34
10/22	at Falcons	S	5	167	33.4	58	0	0	0	0.0	0	0	L	20-23
10/28	Commanders	S	4	34	8.5	14	0	0	0	0.0	0	0	L	13-20
11/12	at 49ers	S	2	9	4.5	6	1	1	27	27.0	27	0	W	27-23
11/18	Buccaneers	S	2	22	11.0	18	0	0	0	0.0	0	0	W	38-35
11/25	at Eagles	S	4	37	9.3	18	0	0	0	0.0	0	0	L	22-25
12/02	Bears	S	4	28	7.0	9	0	0	0	0.0	0	0	W	30-27
12/09	at Commanders	S	2	17	8.5	14	1	0	0	0.0	0	0	W	40-16
12/16	Titans	S	2	37	18.5	38	0	0	0	0.0	0	0	L	0-17
12/23	at Colts	S	6	113	18.8	55	0	1	-3	-3.0	-3	0	L	27-28
12/30	Cowboys	S	4	67	16.8	24	0	1	9	9.0	9	0	L	35-36
2018 TOTALS		16-16	66	872	13.2	58	4	3	33	11.0	27	0	5-11	

+ - Overtime

2019 GAME-BY-GAME REGULAR-SEASON STATISTICS (GIANTS)

DATE	OPPONENT	P/S	RECEIVING					RUSHING					W/L	SCORE
			NO.	YDS.	AVG.	LG	TD	NO.	YDS.	AVG.	LG	TD		
09/08	at Cowboys	S	6	42	7.0	11	0	0	0	0.0	0	0	L	17-35
09/15	Bills						0						L	14-28
09/22	at Buccaneers	S	7	100	14.3	36	1	2	21	10.5	19	0	W	32-31
09/29	Commanders	S	7	76	10.9	23	0	1	23	23.0	23	0	W	24-3
10/06	Vikings	S	5	49	9.8	18	0	1	-2	-2.0	-2	0	L	10-28
10/10	at Patriots												L	14-35
10/20	Cardinals												L	21-27
10/27	at Lions												L	26-31
11/04	Cowboys												L	18-37
11/10	at Jets												L	27-34
11/24	at Bears	S	5	15	3.0	6	0	1	22	22.0	22	0	L	14-19
12/01	Packers	S	3	40	13.3	18	1	0	0	0.0	0	0	L	13-31
12/09	at Eagles	S	4	28	7.0	8	0	1	8	8.0	8	0	L	17-23
12/15	Dolphins	S	9	111	12.3	24	0	0	0	0.0	0	0	W	36-20
12/22	at Commanders	S	6	76	12.7	23	1	0	0	0.0	0	0	W	41-35
12/29	Eagles	S	5	39	7.8	17	0	0	0	0.0	0	0	L	17-34
2019 TOTALS			10-10	57	576	10.1	36	3	6	72	12.0	23	0	4-12

+ - Overtime

2020 GAME-BY-GAME REGULAR-SEASON STATISTICS (GIANTS)

DATE	OPPONENT	P/S	RECEIVING					RUSHING					W/L	SCORE
			NO.	YDS.	AVG.	LG	TD	NO.	YDS.	AVG.	LG	TD		
09/14	Steelers	S	6	47	7.8	14	0	0	0	0.0	0	0	L	16-26
09/20	at Bears	S	2	29	14.5	24	0	1	6	6.0	6	0	L	13-17
09/27	49ers												L	9-36
10/04	at Rams												L	9-17
10/11	at Cowboys												L	34-37
10/18	Commanders												W	20-19
10/22	at Eagles	S	6	59	9.8	29	1	0	0	0.0	0	0	L	21-22
11/02	Buccaneers	S	8	74	9.3	20	0	0	0	0.0	0	0	L	23-25
11/08	at Commanders	S	6	39	6.5	21	0	1	18	18.0	18	0	W	23-20
11/15	Eagles	S	6	47	7.8	27	0	0	0	0.0	0	0	W	27-17
11/29	at Bengals	S	7	64	9.1	16	0	1	4	4.0	4	0	W	19-17
12/06	at Seahawks	S	1	22	22.0	22	0	0	0	0.0	0	0	W	17-12
12/13	Cardinals	S	3	35	11.7	24	0	0	0	0.0	0	0	L	7-26
12/20	Browns	S	4	51	12.8	22	0	1	-3	-3.0	-3	0	L	6-20
12/27	at Ravens	S	9	77	8.6	16	1	0	0	0.0	0	0	L	13-27
01/03	Cowboys	S	8	112	14.0	21	1	2	24	12.0	23	1	W	23-19
2020 TOTALS			12-12	66	656	9.9	29	3	6	49	8.2	23T	1	6-10

2021 GAME-BY-GAME REGULAR-SEASON STATISTICS (GIANTS)

DATE	OPPONENT	P/S	RECEIVING					RUSHING					W/L	SCORE
			NO.	YDS.	AVG.	LG	TD	NO.	YDS.	AVG.	LG	TD		
09/12	Broncos	S	7	113	16.1	37	1	0	0	0.0	0	0	L	13-27
09/16	at Commanders	S	9	94	10.4	21	0	1	-9	-9.0	-9	0	L	29-30
09/26	Falcons	S	2	16	8.0	12	0	0	0	0.0	0	0	L	14-17
10/03	at Saints												W	27-21
10/10	at Cowboys												L	20-44
10/17	Rams	S	10	76	7.6	14	0	0	0	0.0	0	0	L	11-38
10/24	Panthers												W	25-3
11/01	at Chiefs	S	4	25	6.3	19	0	0	0	0.0	0	0	L	17-20
11/07	Raiders												W	23-16
11/22	at Buccaneers												L	10-30
11/28	Eagles												W	13-7
12/05	at Dolphins												L	9-20
12/12	at Chargers	P	2	27	13.5	24	0	0	0	0.0	0	0	L	21-37
12/19	Cowboys	S	2	15	7.5	8	0	0	0	0.0	0	0	L	6-21
12/26	at Eagles												L	10-34
01/02	at Bears												L	3-29
01/09	Commanders												L	7-22
2021 TOTALS			7-6	36	366	10.2	37T	1	-9	-9.0	-9	0	4-13	

+ - Overtime

2016 GAME-BY-GAME POSTSEASON STATISTICS (GIANTS)

DATE	OPPONENT	P/S	RECEIVING					RUSHING					W/L	SCORE
			NO.	YDS.	AVG.	LG	TD	NO.	YDS.	AVG.	LG	TD		
01/08	at Packers	S	4	63	15.8	26	0	0	0	0.0	0	0	L	13-38
2016 TOTALS		1-1	4	63	15.8	26	0	0	0	0.0	0	0	0-1	



TRANSACTIONS

- » Originally signed as a rookie free agent by the Buffalo Bills on May 9, 2019...Waived by Buffalo on Aug. 31, 2019...Signed to the Giants' practice squad on Sept. 2, 2019...Signed to the Giants' active roster on Dec. 17, 2019...Released by the Giants on Aug. 31, 2021 and signed to their practice squad on Sept. 1, 2021...Added to the active roster on Oct. 23, 2021...Released by the Giants on Oct. 26, 2021 and signed to their practice squad on Oct. 27, 2021...Added to the active roster on Dec. 25, 2021 and Jan. 1 and 8, 2022...Re-signed as an exclusive rights free agent on March 11, 2022.

CAREER HIGHLIGHTS

- » In 2021, Sills played in his first 4 NFL games, with one start...Caught 2 passes for 17 yards...Played 27 snaps on offense and 8 on special teams in his NFL debut vs. Carolina (10/24)...Tallied his first reception, a 5-yarder, at Philadelphia (12/26)...Made one catch for 12 yards at Chicago (1/2).
- » In 2020, Sills spent the entire season on injured reserve after fracturing his foot in training camp.
- » Sills was inactive for the final 2 games of the 2019 season, at Washington (12/22) and vs. Philadelphia (12/29).

COLLEGE

- » Sills played wide receiver at West Virginia in 2015 and 2017-19 and quarterback at El Camino Community College in 2016...Played in 33 games for the Mountaineers and tallied 132 receptions for 2,097 yards (15.9-yard avg.) and 35 touchdowns, the latter figure placing him 2nd in WVU history...All-Big 12 first-team selection in 2017-18...Selected 2nd-team All-America in 2017 and 3rd-team in 2018...Finalist for the Biletnikoff Award, given to the nation's best receiver, in 2017 and a semifinalist in 2018...As a senior in 2018, played in 12 games and was a team captain and the team's offensive player of the year...Finished with a career-high 65 receptions for 986 yards and ranked 2nd in the nation with 15 touchdown catches...Recorded a career-high 10 catches and scored 3 touchdowns for the 4th time in his career vs. Kansas State...In 2017, played in 13 games and tied for the national lead with 18 touchdown receptions...Only player in WVU history to have at least 15 receiving touchdowns in two different years...Totaled 60 catches for 980 yards...As quarterback for the Warriors in 2016, completed 127 of 237 passes for 1,636 yards and 15 touchdowns...Also rushed for 258 yards and 5 touchdowns on 96 carries...Selected to the Southern California Football Association All-Central League 2nd team...In his debut season at West Virginia in 2015, played in 8 games and caught 7 passes for 131 yards and 2 touchdowns.

OFF-THE-FIELD ACTIVITY

- » Partnered with the City of East Orange during the 2021 season to support their public schools and families in need.

PERSONAL

- » Graduated from West Virginia in December 2018 with a bachelor's degree in finance...Played quarterback at Eastern Christian Academy in Elkton, Md...As a senior in 2014, played in 3 games before breaking his ankle and missing the remainder of the season...Completed 38 of 74 passes for 594 yards and 7 touchdowns and had 34 carries for 203 yards and 6 touchdowns...In 2013, selected consensus all-state and Maryland Private School first-team all-state...Completed 202 of 318 passes for 2,688 yards and 27 touchdowns and rushed for 672 yards and 15 touchdowns...One of 4 children of David IV and Denise Sills.

DAVID SILLS V'S NFL REGULAR SEASON RUSHING/RECEIVING STATISTICS

DATE	TEAM	GP	GS	RECEIVING					RUSHING				
				NO.	YDS.	AVG.	LG	TD	NO.	YDS.	AVG.	LG	TD
2019	Giants	0	0	0	0	0.0	0	0	0	0	0.0	0	0
2020	Giants	0	0	0	0	0.0	0	0	0	0	0.0	0	0
2021	Giants	4	1	2	17	8.5	12	0	0	0	0.0	0	0
NFL TOTALS		4	1	2	17	8.5	12	0	0	0	0.0	0	0


SINGLE-GAME HIGHS: RECEIVING

Receptions 1 at Chicago Bears, Jan 02, 2022
1 at Philadelphia Eagles, Dec 26, 2021

Receiving Yards 12 at Chicago Bears, Jan 02, 2022
5 at Philadelphia Eagles, Dec 26, 2021

Longest Receptions 12 at Chicago Bears, Jan 02, 2022
5 at Philadelphia Eagles, Dec 26, 2021


All-Purpose Yards 12 at Chicago Bears, Jan 02, 2022
5 at Philadelphia Eagles, Dec 26, 2021



DARIUS SLAYTON

WIDE RECEIVER

HEIGHT: 6-1
WEIGHT: 194
COLLEGE: AUBURN
HOW ACQUIRED: DS-'19
NFL EXP.: 4TH YEAR
GIANTS EXP.: 4TH YEAR



86

TRANSACTIONS

- » Originally a 5th-round (171st pick overall) draft choice by the Giants in 2019.

CAREER HIGHLIGHTS

- » In 3 seasons, Slayton has played in 43 games with 29 starts and has 124 receptions for 1,830 yards (14.8-yard avg.) and 13 touchdowns with a long catch of 55 yards...He also has 9 kickoff returns for a 21.0-yard average and 3 rushing attempts for minus-14 yards.
- » In 2021, Slayton played in 13 games with 5 starts...Inactive at New Orleans (10/3), at Dallas (10/10) and vs. the Rams (10/17) with a hamstring injury...Did not play at Chicago (1/2), because he was on the reserve/COVID-19 list...Totaled 26 receptions for 339 yards and 2 touchdowns...Also added one carry for minus-13 yards.
- » Posted 3 receptions for 65 yards vs. Denver (9/12)...Caught 3 passes for 54 yards and a 33-yard touchdown pass from Daniel Jones to give the Giants a 20-14 with 4:48 remaining in the 3rd quarter...Returned from injury and caught 5 receptions for 63 yards vs. Carolina (10/24)...Totaled 4 receptions for 37 yards at Tampa Bay (11/22) and 3 catches for 40 yards vs. Philadelphia (11/28)...Caught 2 passes in each game at Miami (12/5) and vs. Dallas (12/19)...Posted 2 receptions for 29 yards and a 22-yard touchdown from quarterback Jake Fromm vs. Washington (1/9).
- » In 2020, Slayton played in all 16 games with 15 starts and led the Giants with 751 receiving yards and a 15.0-yard per-catch average...Tied Sterling Shepard for the team lead with 3 touchdown receptions and was 3rd on the team and 2nd among wide receivers with 50 catches...Led the Giants with 5 receptions of 30 or more yards and 40 of his 50 catches produced first downs, an 80% rate that was the NFL's 3rd highest.
- » Began the year with 6 catches for 102 yards, including a season-high 2 touchdowns on receptions of 41 and 7 yards, vs. Pittsburgh (9/14)...Scored the Giants' first touchdown of the season when he caught Daniel Jones' pass to give the Giants a 10-3 lead...Also scored with 1:52 remaining.
- » Slayton finished with team highs of 8 catches and 129 yards, both the 2nd-highest totals of his career, at Dallas (10/11)...He had 10 receptions vs. the Jets on Nov. 10, 2019 and 154 yards at Philadelphia on Dec. 9, 2019...The 100-yard game was Slayton's 2nd of the season and 4th of his career...Slayton's 129-yard performance was tied by tight end Evan Engram at Cincinnati for the Giants' highest total of the season.
- » Caught 2 passes for 41 yards and scored his 3rd touchdown of the season on a 23-yard reception in the Giants' first victory of the season vs. Washington (10/18).
- » Picked up a first down on all 5 of his receptions (for 56 yards) vs. Tampa Bay (11/2).
- » Had 5 receptions for 93 yards, including a game-long 40-yarder, vs. Philadelphia (11/15).
- » As a rookie in 2019, Slayton played in 14 games with 9 starts...Inactive for the season's first 2 games with a hamstring injury...Had one of the finest seasons by a rookie wide receiver in Giants history...Led the team with 740 receiving yards and 8 touchdowns and was 4th with 48 catches...The 8 touchdown receptions tied him with Tennessee's A.J. Brown for the highest total among NFL rookies...Slayton's yardage total was the 5th-highest among rookie receivers and his 48 receptions ranked 8th...Averaged 21.0 yards on 9 kickoff returns with a long runback of 30 yards.
- » Slayton was the first rookie drafted in the 5th round or later to have 8 or more touchdowns since New Orleans' Marcus Colston in 2006.
- » He was the first rookie since 2014 (Odell Beckham, Jr. and Mike Evans) with 3 or more games (3) with 2 or more touchdown catches and the first NFL rookie with multiple 100-yard, 2-touchdown games since 2014, when Beckham, (3), Allen Hurns (2) and Evans (2) each accomplished the feat.
- » Slayton scored 2 touchdowns in each of 3 games: at Detroit (10/27), at the Jets (10/11) and at Philadelphia (12/9), the highest total by a Giants rookie since Beckham had 4 games with at least 2 touchdown catches in 2014.
- » Slayton is among the top 6 rookies in Giants history in receptions, yards and touchdown catches:

Most Receptions / Giants Rookie

Odell Beckham, Jr.	2014	91
Saquon Barkley**	2018	91
Jeremy Shockey*	2002	74
Sterling Shepard	2016	65
Evan Engram*	2017	64
Bobby Johnson	1984	48
Darius Slayton	2019	48

Most Receiving Yards / Giants Rookie

Odell Beckham, Jr.	2014	1,305
Jeremy Shockey*	2002	894
Bobby Johnson	1984	795
Hakeem Nicks	2009	790
Darius Slayton	2019	740

Most Touchdown Receptions / Giants Rookie

Odell Beckham, Jr.	2014	12
Bill Swiacki	1948	10
Ken MacAfee	1954	8
Sterling Shepard	2016	8
Darius Slayton	2019	8

*Tight End

**Running Back

Most Receiving Yards Giants Rookie / Game

Date	Player	Opponent	Yards
10/10/2022	Kadarius Toney	Dallas	189
12/28/2014	Odell Beckham, Jr.	Philadelphia	185
10/13/1985	Mark Bavaro*	Cincinnati	176
10/14/1979	Earnest Gray	San Francisco	169
11/3/2014	Odell Beckham, Jr.	Indianapolis	156
12/9/2019	Darius Slayton	Philadelphia	154

- » Slayton had 3 receptions for 82 yards, including a 46-yarder, in his debut at Tampa Bay (9/22)...Scored his first career touchdown on a 35-yard pass from Daniel Jones in the 2nd quarter vs. Minnesota (10/6), part of a 4-catch, 62-yard performance...Had 2 receptions at Detroit and scored touchdowns on each of them, 22 and 28-yarders, for his first 2-score game.
- » Slayton had a season-high 10 catches, for 121 yards (his first career 100-yard game), including touchdowns of 5 and 39 yards, at the Jets.
- » Finished with 5 catches for a career-high 154 yards and 2 touchdowns in a Monday night game at Philadelphia. The scores were on 35 and 55-yard receptions, the latter Slayton's longest catch of the season...His yardage total was the highest by a Giants receiver since Oct. 22, 2018, when Sterling Shepard gained 167 yards on 5 catches. The 154 yards was the highest total by a Giants rookie since Beckham had 185 receiving yards vs. Philadelphia on Dec. 28, 2014...Slayton gained all 154 yards in the first half to become the first Giants player with more than 150 receiving yards in a half since Plaxico Burress had 179 yards in the first 2 quarters of a 44-24 victory vs. the Rams on Oct. 2, 2005.
- » Slayton's final touchdown of the season vs. Miami (12/15) was a significant milestone in Giants history...With 11:53 remaining in the 3rd quarter, his 5-yard score gave the Giants a 14-10 lead they never relinquished in a game they won, 36-20...More significantly, it was the 366th and final touchdown pass of Eli Manning's 16-year career.

COLLEGE

- » In 3 seasons at Auburn, Slayton played in 38 games and caught 79 passes for 1,605 yards (20.3-yard avg.), and 11 touchdowns, with a long catch of 74 yards...His 1,605 receiving yards rank him 11th among Auburn career leaders...In 2018, played in 12 games and finished with career-high totals of 35 receptions for 670 yards (19.1-yard avg.) and 5 touchdowns...Caught 3 passes, for touchdowns of 74, 52, and 34 yards, in the Music City Bowl vs. Purdue...Set Auburn bowl records for receiving yards (160), touchdowns (3), and longest touchdown catch (74)...In 2017, played in 13 games and totaled 29 receptions for 643 yards (career-high 22.2-yard avg.) and 5 scores...Tallied 4 receptions for 146 yards, including a 62-yard touchdown, at Arkansas...In 2016, played in 13 games with 11 starts in his first season of collegiate action...Finished with 15 receptions for 292 yards (19.5-yard avg.) and 1 touchdown...Earned his first start vs. Clemson...Scored his first career touchdown on a 21-yard reception vs. Vanderbilt...Redshirted in 2015.

OFF-THE-FIELD ACTIVITY

- » Teamed up with the NYPD-led Far Rockaway Giants throughout the 2021 season to improve police-community relations and education through flag football in Far Rockaway, Queens...Surprised 5 deserving families in Far Rockaway with a holiday giveaway to provide household items, clothing and gifts...Supports the Dementia Society of America which strives to enhance the quality of life for those living with Dementia, caregivers, and the community.

PERSONAL

- » Studied in the College of Business...First-team Class 2A allstate selection at Greater Atlanta Christian School in Norcross, Ga...All-American region player at wide receiver and defensive back...Selected to the U.S. Army All-American Bowl...State sprint champion at 100 and 200 meters...Son of Pamela Slayton and Eddie Slayton...Has a sister, Maileka...Cousin, Darrell Crawford, played linebacker at Auburn.

DARIUS SLAYTON'S NFL REGULAR SEASON RUSHING/RECEIVING STATISTICS

DATE	TEAM	RECEIVING							RUSHING						
		GP	GS	NO.	YDS.	AVG.	LG	TD	NO.	YDS.	AVG.	LG	TD		
2019	Giants	14	9	48	740	15.4	55†	8	0	0	0.0	0	0		
2020	Giants	16	15	50	751	15.0	41†	3	2	-1	-0.5	2	0		
2021	Giants	13	5	26	339	13.0	42	2	1	-13	-13.0	-13	0		
NFL TOTALS		43	29	124	1,830	14.8	55†	13	3	-14	-4.7	2	0		

DARIUS SLAYTON'S NFL REGULAR SEASON RETURN STATISTICS

DATE	TEAM	KICKOFF RETURNS					PUNT RETURNS					
		RET.	YDS.	AVG.	LG	TD	NO.	FC	YDS.	AVG.	LG	TD
2019	Giants	9	189	21.0	30	0	0	0	0	0.0	0	0
2020	Giants	0	0	0.0	0	0	0	0	0	0.0	0	0
2021	Giants	0	0	0.0	0	0	0	0	0	0.0	0	0
NFL TOTALS		9	189	21.0	30	0	0	0	0	0.0	0	0

SINGLE-GAME HIGHS: RUSHING/RECEIVING

Rush Attempts	1 vs. Philadelphia Eagles, Nov 28, 2021 1 at Washington Football Team, Nov 08, 2020 1 vs. Washington Football Team, Oct 18, 2020
Rushing Yards	2 at Washington Football Team, Nov 08, 2020 2 at Washington Football Team, Nov 08, 2020
Longest Runs	10 at New York Jets, Nov 10, 2019 8 at Dallas Cowboys, Oct 11, 2020 6 vs. Pittsburgh Steelers, Sep 14, 2020 6 vs. Green Bay Packers, Dec 01, 2019 5 vs. Carolina Panthers, Oct 24, 2021 ...3 more at 5.
Receptions	154 at Philadelphia Eagles, Dec 09, 2019 129 at Dallas Cowboys, Oct 11, 2020 121 at New York Jets, Nov 10, 2019 102 vs. Pittsburgh Steelers, Sep 14, 2020 93 vs. Philadelphia Eagles, Nov 15, 2020
Receiving Average	30.8 at Philadelphia Eagles, Dec 09, 2019 27.3 at Tampa Bay Buccaneers, Sep 22, 2019 21.7 vs. Denver Broncos, Sep 12, 2021 18.6 vs. Philadelphia Eagles, Nov 15, 2020 18.5 vs. Cleveland Browns, Dec 20, 2020
Longest Receptions	551 at Philadelphia Eagles, Dec 09, 2019 46 at Tampa Bay Buccaneers, Sep 22, 2019 42 vs. Denver Broncos, Sep 12, 2021 42 at Philadelphia Eagles, Dec 09, 2019 411 vs. Pittsburgh Steelers, Sep 14, 2020 2 vs. Pittsburgh Steelers, Sep 14, 2020 2 at Philadelphia Eagles, Dec 09, 2019 2 at New York Jets, Nov 10, 2019 ...1 more at 2.
Receiving TDs	

All-Purpose Yards	154 at Philadelphia Eagles, Dec 09, 2019 152 at Detroit Lions, Oct 27, 2019 129 at Dallas Cowboys, Oct 11, 2020 121 at New York Jets, Nov 10, 2019 115 vs. Arizona Cardinals, Oct 20, 2019 5 at Detroit Lions, Oct 27, 2019 4 vs. Arizona Cardinals, Oct 20, 2019 102 at Detroit Lions, Oct 27, 2019 87 vs. Arizona Cardinals, Oct 20, 2019 30 at Detroit Lions, Oct 27, 2019 30 vs. Arizona Cardinals, Oct 20, 2019 23 vs. Arizona Cardinals, Oct 20, 2019 21 at Detroit Lions, Oct 27, 2019 21 vs. Arizona Cardinals, Oct 20, 2019 21.8 vs. Arizona Cardinals, Oct 20, 2019 20.4 at Detroit Lions, Oct 27, 2019 2 vs. Pittsburgh Steelers, Sep 14, 2020 2 at Philadelphia Eagles, Dec 09, 2019 2 at New York Jets, Nov 10, 2019 ...1 more at 2.
Kickoff Returns	
Kickoff Return Yards	
Longest Kickoff Return	
Kickoff Return Average	
Most TDs	
Miscellaneous Tackles	2 at Tampa Bay Buccaneers, Nov 22, 2021 1 at Miami Dolphins, Dec 05, 2021 1 vs. Philadelphia Eagles, Dec 29, 2019 1 vs. Green Bay Packers, Dec 01, 2019 ...1 more at 1.

100-YARD RECEIVING GAMES (4): REGULAR SEASON

DATE	TEAM	NO.	YDS.	AVG.	LG	TD
11/10/19	at Jets	10	121	12.1	391	2
12/09/19	at Eagles	5	154	30.8	551	2
09/14/20	STEELERS	6	102	17.0	411	2
10/11/20	at Cowboys	8	129	16.1	39	0

2019 GAME-BY-GAME REGULAR-SEASON STATISTICS (GIANTS)

DATE	OPPONENT	P/S	RECEIVING					RUSHING					W/L	SCORE
			NO.	YDS.	AVG.	LG	TD	NO.	YDS.	AVG.	LG	TD		
09/08	at Cowboys							ON INACTIVE LIST					L	17-35
09/15	Bills							INACTIVE					L	14-28
09/22	at Buccaneers	P	3	82	27.3	46	0	0	0	0.0	0	W	32-31	
09/29	Commanders	P	2	13	6.5	8	0	0	0	0.0	0	W	24-3	
10/06	Vikings	P	4	62	15.5	351	1	0	0	0.0	0	L	10-28	
10/10	at Patriots	S	3	32	10.7	12	0	0	0	0.0	0	L	14-35	
10/20	Cardinals	S	2	28	14.0	20	0	0	0	0.0	0	L	21-27	
10/27	at Lions	S	2	50	25.0	281	2	0	0	0.0	0	L	26-31	
11/04	Cowboys	S	1	6	6.0	6	0	0	0	0.0	0	L	18-37	
11/10	at Jets	S	10	121	12.1	391	2	0	0	0.0	0	L	27-34	
11/24	at Bears	S	4	67	16.8	19	0	0	0	0.0	0	L	14-19	
12/01	Packers	S	6	44	7.3	13	0	0	0	0.0	0	L	13-31	
12/09	at Eagles	P	5	154	30.8	551	2	0	0	0.0	0	L	17-23+	
12/15	Dolphins	S	2	31	15.5	26	1	0	0	0.0	0	W	36-20	
12/22	at Commanders	S	0	0	0.0	0	0	0	0	0.0	0	W	41-35+	
12/29	Eagles	P	4	50	12.5	33	0	0	0	0.0	0	L	17-34	
2019 TOTALS		14-9	48	740	15.4	551	8	0	0	0.0	0	0	4-12	

+ - Overtime

2020 GAME-BY-GAME REGULAR-SEASON STATISTICS (GIANTS)

DATE	OPPONENT	P/S	RECEIVING					RUSHING					W/L	SCORE
			NO.	YDS.	AVG.	LG	TD	NO.	YDS.	AVG.	LG	TD		
09/14	Steelers	P	6	102	17.0	41+	2	0	0	0.0	0	0	L	16-26
09/20	at Bears	S	3	33	11.0	17	0	0	0	0.0	0	0	L	13-17
09/27	49ers	S	3	53	17.7	23	0	0	0	0.0	0	0	L	9-36
10/04	at Rams	S	3	48	16.0	33	0	0	0	0.0	0	0	L	9-17
10/11	at Cowboys	S	8	129	16.1	39	0	0	0	0.0	0	0	L	34-37
10/18	Commanders	S	2	41	20.5	23+	1	1	-3	-3.0	-3	0	W	20-19
10/22	at Eagles	S	2	23	11.5	12	0	0	0	0.0	0	0	L	21-22
11/02	Buccaneers	S	5	56	11.2	14	0	0	0	0.0	0	0	L	23-25
11/08	at Commanders	S	1	6	6.0	6	0	1	2	2.0	2	0	W	23-20
11/15	Eagles	S	5	93	18.6	40	0	0	0	0.0	0	0	W	27-17
11/29	at Bengals	S	0	0	0.0	0	0	0	0	0.0	0	0	W	19-17
12/06	at Seahawks	S	1	14	14.0	14	0	0	0	0.0	0	0	W	17-12
12/13	Cardinals	S	3	31	10.3	13	0	0	0	0.0	0	0	L	7-26
12/20	Browns	S	4	74	18.5	35	0	0	0	0.0	0	0	L	6-20
12/27	at Ravens	S	2	26	13.0	15	0	0	0	0.0	0	0	L	13-27
01/03	Cowboys	S	2	22	11.0	15	0	0	0	0.0	0	0	W	23-19
2020 TOTALS			16-15	50	751	15.0	41T	3	2	-1	-0.5	2	0	6-10

2021 GAME-BY-GAME REGULAR-SEASON STATISTICS (GIANTS)

DATE	OPPONENT	P/S	RECEIVING					RUSHING					W/L	SCORE
			NO.	YDS.	AVG.	LG	TD	NO.	YDS.	AVG.	LG	TD		
09/12	Broncos	P	3	65	21.7	42	0	0	0	0.0	0	0	L	13-27
09/16	at Commanders	P	3	54	18.0	33+	1	0	0	0.0	0	0	L	29-30
09/26	Falcons	P	1	8	8.0	8	0	0	0	0.0	0	0	L	14-17
10/03	at Saints							ON INACTIVE LIST					W	27-21+
10/10	at Cowboys							ON INACTIVE LIST					L	20-44
10/17	Rams							ON INACTIVE LIST					L	11-38
10/24	Panthers	S	5	63	12.6	16	0	0	0	0.0	0	0	W	25-3
11/01	at Chiefs	S	0	0	0.0	0	0	0	0	0.0	0	0	L	17-20
11/07	Raiders	P	0	0	0.0	0	0	0	0	0.0	0	0	W	23-16
11/22	at Buccaneers	P	4	37	9.3	21	0	0	0	0.0	0	0	L	10-30
11/28	Eagles	S	3	40	13.3	18	0	1	-13	-13.0	-13	0	W	13-7
12/05	at Dolphins	S	2	13	6.5	9	0	0	0	0.0	0	0	L	9-20
12/12	at Chargers	P	0	0	0.0	0	0	0	0	0.0	0	0	L	21-37
12/19	Cowboys	P	2	23	11.5	14	0	0	0	0.0	0	0	L	6-21
12/26	at Eagles	S	1	7	7.0	7	0	0	0	0.0	0	0	L	10-34
01/02	at Bears							DID NOT PLAY					L	3-29
01/09	Commanders	P	2	29	14.5	22+	1	0	0	0.0	0	0	L	7-22
2021 TOTALS			13-5	26	339	13.0	42	2	1	-13	-13.0	-13	0	4-13

+ - Overtime



ELERSON SMITH
LINEBACKER
 HEIGHT: 6-6
 WEIGHT: 245
 COLLEGE: NORTHERN IOWA
 HOW ACQUIRED: D4-'21
 NFL EXP.: 2ND YEAR
 GIANTS EXP.: 2ND YEAR


94

TRANSACTIONS

- » Originally a 4th-round (116th pick overall) draft choice by the Giants in 2021.

CAREER HIGHLIGHTS

- » In 2021, spent the first 8 weeks of the season on injured reserve with a hamstring injury suffered in training camp.
- » Played in 8 games and totaled 4 tackles (one solo), 2 quarterback hits, one forced fumble and 4 special teams tackles.
- » Made his NFL debut on special teams vs. Las Vegas (11/7) and saw his first career defensive snaps at Tampa Bay (11/22)...Contributed 2 tackles vs. Dallas (12/19)...Forced a fumble on the opening kickoff at Philadelphia (12/26) and added his first career quarterback hit later in the first quarter...Registered two special teams tackles and his 2nd quarterback hit of the season at Chicago (1/2/22).
- » Placed on injured reserve with a neck injury prior to Week 18.

COLLEGE

- » Played in 38 games with 15 starts in 3 seasons at Northern Iowa...Career totals included 85 tackles (41 solo), 22.0 sacks, 32.5 tackles for loss, 6 forced fumbles, 16 quarterback hits, 8 passes defended and 2 blocked kicks...Did not play in what would have been his final season after the Missouri Valley Conference postponed its 2020 season to early 2021...Named MVC Preseason Defensive Player of the Year.
- » In 2019, started all 15 of the Panthers' games...Named first team All-Missouri Valley Conference...First-team FCS selection by the American Football Coaches Association All-American...Recorded career-high totals of 63 tackles (28 solo), 14.0 sacks, 21.5 tackles, a school single-season record 14 quarterback hurries, 5 forced fumbles and 2 blocked kicks for a team that finished 10-5...Led the MVC in sacks, tackles for loss and forced fumbles...In 2018, played in 13 games...Finished with 19 tackles (11 solo) and was second on the team with 7.5 sacks...In 2017, played in 10 games and was credited with 3 tackles (2 solo), including a half-sack...Redshirted in 2016.

OFF-THE-FIELD ACTIVITY

- » Partnered with the Bronx Community Foundation throughout the 2021 season to support their 4 pillars of community, equity & justice, economic security and health in the Bronx.

PERSONAL

- » Psychology major...Lettered in basketball, football, track and wrestling at Minneapolis South High School...Three-year starter at defensive end and tight end...As a senior, named first-team all-state as a tight and second team as a defensive end after finishing the season with 14.5 sacks...As a junior, selected first-team all-conference with 67 tackles, 7.0 sacks and 3 forced fumbles...Contributed 21 catches for 653 yards and 4 touchdowns on offense...Played center on the basketball team and participated in several events in track, including the 400-meters (53.23) and long jump (20'5.5)...His lone scholarship offer was from Northern Iowa.

ELERSON SMITH'S NFL REGULAR SEASON DEFENSIVE STATISTICS

		TACKLES										INTERCEPTIONS					O. FUMB				ST				MISC		
DATE	TEAM	GP	GS	TK	S	A	TL	YDS	SK	YDS	QBH	NO	YDS	LG	TD	PD	FF	FR	TD	YDS	TK	S	A	FF	FR	S	A
2021	Giants	8	0	4	1	3	0	0	0.0	0.0	2	0	0	0	0	0	0	0	0	0	4	1	3	1	0	0	0
NFL TOTALS		8	0	4	1	3	0	0	0.0	0.0	2	0	0	0	0	0	0	0	0	0	4	1	3	1	0	0	0

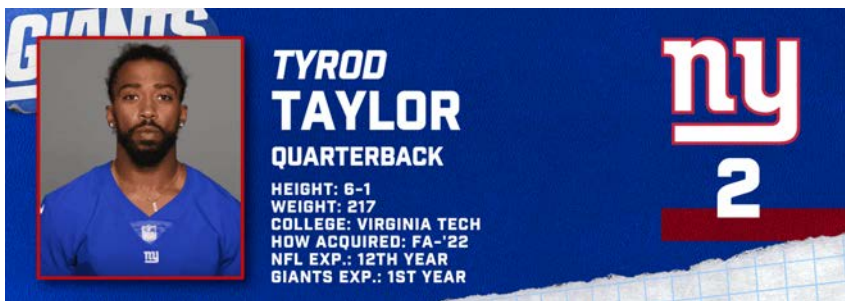
SINGLE-GAME HIGHS: DEFENSIVE

Total Tackles 2 vs. Dallas Cowboys, Dec 19, 2021
 1 at Chicago Bears, Jan 02, 2022
 1 at Philadelphia Eagles, Dec 26, 2021

Solo Tackles 1 vs. Dallas Cowboys, Dec 19, 2021

Special Teams Tackles 2 at Chicago Bears, Jan 02, 2022
 1 at Philadelphia Eagles, Dec 26, 2021
 1 vs. Philadelphia Eagles, Nov 28, 2021

Special Teams Forced Fumbles 1 at Philadelphia Eagles, Dec 26, 2021



TRANSACTIONS

- » Originally a 6th round (180th pick overall) draft choice by the Baltimore Ravens in 2011...Signed as a free agent by the Buffalo Bills on March 12, 2015...Traded to the Cleveland Browns for a 2018 3rd-round draft choice on March 14, 2018...Signed as a free agent by the Los Angeles Chargers on March 13, 2019...Signed as a free agent by the Houston Texans on March 22, 2021...Signed as a free agent by the Giants on March 17, 2022.

CAREER HIGHLIGHTS

- » Taylor has played in 78 regular-season games with 53 starts for Baltimore, Buffalo (where he started 43 games), Cleveland, the Chargers and Houston...His first career start was at wide receiver for the Bills in 2015...Taylor started his only postseason game, for Buffalo in 2017...He has completed 946 of 1,542 passes (61.3%) for 10,736 yards, 59 touchdowns and 25 interceptions for a passer rating of 88.2...Taylor joins Russell Wilson, Josh Allen and Cam Newton as the only quarterbacks since 2015 with at least 10,000 passing yards and 1,800 rushing yards...In 2015-16, he became the 6th quarterback in NFL history to register at least 3,000 passing yards and 500 rushing yards in consecutive seasons...Posted 10 games with a passing and rushing touchdown with Buffalo, which is the 3rd-most by a quarterback in Bills history, trailing only Allen (16) and Jack Kemp (13)...Set a Bills franchise record in 2015 by throwing 222 consecutive passes without an interception.
- » In 2021, started all 6 games in which he played...The Texans were 2-4 in those games...Completed 91 of 150 passes (60.7%) for 966 yards, 5 touchdowns and 5 interceptions...Added 19 carries for 151 yards and 3 touchdowns...Threw 2 touchdown passes vs. Jacksonville (9/12) and the Jets (11/28)...Passed for a season-high 291 yards vs. the Jaguars and completed a season-best 24 passes at Miami (11/7)...Ran for 2 touchdowns at Tennessee (11/21).
- » In 2020, played in 2 games, including a start in the season opener at Cincinnati (9/13), where he completed 16 of 30 passes in a victory...Missed 6 games while recovering from a lung injury.
- » In 2019, played in 8 games for the Chargers and completed 4 of 6 passes for 33 yards and one touchdown.
- » In 2018, played in 4 games with 3 starts in his only season in Cleveland...Completed 42 of 85 passes for 473 yards, 2 touchdowns and 2 interceptions and ran 16 times for 125 yards and one score...Hit 22 of 30 passes (73.3%) for 246 yards, one touchdown and one interception at New Orleans (9/16).
- » In 2017, played in 15 regular-season games with 14 starts and started his only career postseason game for Buffalo...Completed 263 of 420 passes (62.6%) for 2,799 yards, 14 touchdowns and 4 interceptions and carried the ball 84 times for 427 yards and 4 touchdowns...Led the Bills to their first playoff appearance since 1999...Threw a touchdown in 6 straight games from Sept. 24-Nov. 2...Posted a season-high 126.0 passer rating by completing 20 of 36 throws for 213 yards and 2 touchdowns 3 vs. Denver (9/24)...Ran 6 times for 53 yards and completed 20 of 33 passes for 268 yards and one touchdown vs. Tampa Bay (10/22)...Threw for a season-high 285 yards while completing 29 of 40 passes, including 2 for touchdowns, at the Jets (11/2)...Completed 17 of 37 passes for 134 yards in the AFC Wild Card Game at Jacksonville (1/7).
- » In 2016, started all 15 games in which he played...Posted career-high totals of 436 passes and 269 completions for 3,023 yards, 17 touchdowns and 6 six interceptions...Ran for career-best totals of 580 yards and 6 touchdowns on 95 attempts...Recorded his 2nd-straight season with at least 3,000 passing yards and 500 rushing yards...Threw for 297 yards and 3 vs. the Jets (9/15)...Led the Bills to a shutout win at New England (10/2), completing 27 of 39 passes for 246 yards and one touchdown...Recorded the first 300-yard performance of his career when he threw for 329 yards and 3 touchdowns while completing 26 of 39 passes vs. Miami (12/24).
- » In 2015, started all 14 games in which he played (13 at quarterback)...Selected to his first Pro Bowl, replacing Carolina's Cam Newton after initially being named as an alternate...Tallied career-high totals of 3,035 passing yards and 20 touchdown passes while completing 242 of 380 passes...Added 568 rushing yards and 4 touchdowns on 104 attempts...Set a Bills franchise record with 222 consecutive pass attempts without an interception...Started at wide receiver in the wildcard formation vs. Indianapolis (9/13) – his first career start – before taking over quarterback duties for the remainder of the game, completing 14 of 19 passes for 195 yards...Made his first start at quarterback and completed 23 of 30 passes for 242 yards and 3 touchdowns, while adding 5 rushing attempts for 43 yards and a score vs. New England (9/20)...Threw for 277 yards and 3 touchdowns while completing 21 of 29 passes at Miami (9/27)...Tallied 4 touchdowns (3 passing, one rushing) and recorded 211 passing yards vs. Houston (12/6)...Rushed for a season-high 79 yards on 9 carries while adding 235 passing yards and 2 touchdowns at Washington.
- » In 2014, was active for all 16 games with Baltimore, but played only at Tampa Bay (10/12).
- » In 2013, played in 3 games and totaled 2 passing yards, 64 rushing yards and 6 receiving yards.
- » In 2012, played in 7 regular-season games for the Super Bowl XLVII champions and completed 17 of 29 passes for 179 yards and one interception...Also ran 14 times for 73 yards and one touchdown...Gained 65 yards on 9 carries, including his first career touchdown on a one-yard run, at Cincinnati (12/30).
- » As a rookie in 2011, played in three games...Completed his only pass for 18 yards and ran once for 2 yards.

COLLEGE

- » Played four seasons (2007-10) at Virginia Tech...Named ACC Player of the Year as a senior in 2010 after throwing for 2,521 yards and 23 touchdowns with just 4 interceptions while completing 172 of 284 passes (60.6%)...Also rushed for 637 yards and 5 scores...Earned the MVP award after throwing for 3 touchdowns and rushing for one in leading the Hokies to an ACC Championship game victory vs. Florida State (12/4/10)...As a junior in 2009, started every game and completed 136 of 243 passes for 2,311 yards, 13 touchdowns and 5 interceptions...Also ran for 370 yards rushing on 106 carries (3.5 avg.) and 5 scores...In 2008, played in 12 games and completed 99 of 173 passes for 1,036 yards and 2 touchdowns and rushed for 738 yards and 7 scores...As a true freshman in 2007, played in 11 games with 5 starts and was 2nd on the team with 429 rushing yards and 6 touchdowns on 102 carries, and completed 72 of 134 passes for 927 yards, 5 touchdowns and interceptions.

PERSONAL

- » Attended Hampton (Va.) High School, where he accounted for 7,690 yards of total offense and 100 touchdowns in his seasons as a starter...As a senior in 2006, named the Gatorade Player of the Year in Virginia...As a junior, earned AP first-team all-state honors and led Hampton to its 17th state championship...Started the Tyrod Taylor Foundation, which gives back to his home state of Virginia.

TYROD TAYLOR'S NFL REGULAR SEASON PASSING STATISTICS

DATE	TEAM	GP	GS	ATT.	CMP.	PCT.	YDS	AVG.	TD	INT.	LG	SK	LST	RATE
2011	Ravens	3	0	1	1	100.0	18	18.0	0	0	18	2	3	118.8
2012	Ravens	7	0	29	17	58.6	179	6.2	0	1	25	3	30	62.3
2013	Ravens	3	0	5	1	20.0	2	0.4	0	1	2	0	0	0.0
2014	Ravens	1	0	0	0	0.0	0	0.0	0	0	0	0	0	0.0
2015	Bills	14	14	380	242	63.7	3,035	8.0	20	6	63	36	212	99.4
2016	Bills	15	15	436	269	61.7	3,023	6.9	17	6	84	42	192	89.7
2017	Bills	15	14	420	263	62.6	2,799	6.7	14	4	47	46	256	89.2
2018	Browns	4	3	85	42	49.4	473	5.6	2	2	47	13	81	64.5
2019	Chargers	8	0	6	4	66.7	33	5.5	1	0	14	0	0	120.1
2020	Chargers	2	1	30	16	53.3	208	6.9	0	0	37	2	1	75.4
2021	Texans	6	6	150	91	60.7	966	6.4	5	5	52	13	119	76.7
TOTALS		78	53	1,542	946	61.3	10,736	7.0	59	25	84	157	894	88.2

TYROD TAYLOR'S NFL POSTSEASON PASSING STATISTICS

DATE	TEAM	GP	GS	ATT.	CMP.	PCT.	YDS	AVG.	TD	INT.	LG	SK	LST	RATE
2011	Ravens	0	0	0	0	0.0	0	0.0	0	0	0	0	0	0.0
2012	Ravens	0	0	0	0	0.0	0	0.0	0	0	0	0	0	0.0
2014	Ravens	0	0	0	0	0.0	0	0.0	0	0	0	0	0	0.0
2017	Bills	1	1	37	17	45.9	134	3.6	0	1	16	2	15	44.2
TOTALS		1	1	37	17	45.9	134	3.6	0	1	16	2	15	44.2

TYROD TAYLOR'S NFL REGULAR SEASON RUSHING STATISTICS

DATE	TEAM	NO.	YDS.	AVG.	LG	TD
2011	Ravens	1	2	2.0	2	0
2012	Ravens	14	73	5.2	28	1
2013	Ravens	8	64	8.0	25	0
2014	Ravens	4	-3	-0.8	0	0
2015	Bills	104	568	5.5	31	4
2016	Bills	95	580	6.1	49	6
2017	Bills	84	427	5.1	32	4
2018	Browns	16	125	7.8	24	1
2019	Chargers	10	7	0.7	9	0
2020	Chargers	6	7	1.2	4	0
2021	Texans	19	151	7.9	30	3
TOTALS		361	2,001	5.5	49	19

TYROD TAYLOR'S NFL POSTSEASON RUSHING STATISTICS

DATE	TEAM	NO.	YDS.	AVG.	LG	TD
2011	Ravens	0	0	0.0	0	0
2012	Ravens	0	0	0.0	0	0
2014	Ravens	0	0	0.0	0	0
2017	Bills	7	27	3.9	9	0
TOTALS		7	27	3.9	9	0

Additional Statistics: 2013 – 1 reception for 6 yards; 2015 – 1 reception for 4 yards.

SINGLE-GAME HIGHS: QUARTERBACK

Pass Attempts	43 at Miami Dolphins, Nov 07, 2021 42 vs. New York Giants, Oct 04, 2015 40 vs. Pittsburgh Steelers, Sep 09, 2018 40 at New York Jets, Nov 02, 2017 39 vs. Miami Dolphins, Dec 24, 2016 ...1 more at 39.	Passer Rating	136.7 at Miami Dolphins, Sep 27, 2015 127.2 vs. Houston Texans, Dec 06, 2015 126.0 vs. Denver Broncos, Sep 24, 2017 123.8 vs. Indianapolis Colts, Sep 13, 2015 118.4 vs. Miami Dolphins, Dec 24, 2016
Pass Completions	29 at New York Jets, Nov 02, 2017 28 vs. New York Giants, Oct 04, 2015 27 at Seattle Seahawks, Nov 07, 2016 27 at New England Patriots, Oct 02, 2016 26 vs. Miami Dolphins, Dec 24, 2016	Rush Attempts	14 vs. Dallas Cowboys, Dec 27, 2015 12 vs. Miami Dolphins, Dec 24, 2016 10 vs. New York Jets, Jan 03, 2016 10 vs. Miami Dolphins, Nov 08, 2015 9 at Kansas City Chiefs, Nov 26, 2017 ...5 more at 9.
Yards Passing	329 vs. Miami Dolphins, Dec 24, 2016 297 vs. New York Jets, Sep 15, 2016 291 vs. Jacksonville Jaguars, Sep 12, 2021 291 at Kansas City Chiefs, Nov 29, 2015 289 at Seattle Seahawks, Nov 07, 2016	Rushing Yards	79 at Washington Redskins, Dec 20, 2015 77 vs. Pittsburgh Steelers, Sep 09, 2018 76 vs. Arizona Cardinals, Sep 25, 2016 76 at Tennessee Titans, Oct 11, 2015 68 vs. San Francisco 49ers, Oct 16, 2016
TD Passes	3 vs. Miami Dolphins, Dec 24, 2016 3 vs. New York Jets, Sep 15, 2016 3 vs. Houston Texans, Dec 06, 2015 ...3 more at 3.	Rushing Average	9.6 vs. Pittsburgh Steelers, Sep 09, 2018 9.5 at Tennessee Titans, Oct 11, 2015 8.8 at Washington Redskins, Dec 20, 2015 8.5 vs. San Francisco 49ers, Oct 16, 2016 8.4 vs. Arizona Cardinals, Sep 25, 2016
Long Passes	84t vs. New York Jets, Sep 15, 2016 71t vs. New York Jets, Sep 15, 2016 67t at Miami Dolphins, Oct 23, 2016 63 vs. Miami Dolphins, Nov 08, 2015 62 vs. Jacksonville Jaguars, Nov 27, 2016	Longest Runs	49 vs. Arizona Cardinals, Sep 25, 2016 32 at Los Angeles Chargers, Nov 19, 2017 31 vs. Indianapolis Colts, Sep 13, 2015 30 vs. New York Jets, Nov 28, 2021
Completion Percentage	76.9 vs. Denver Broncos, Sep 24, 2017 76.7 vs. New England Patriots, Sep 20, 2015 74.1 vs. Oakland Raiders, Oct 29, 2017 73.7 vs. Indianapolis Colts, Sep 13, 2015 73.3 at New Orleans Saints, Sep 16, 2018	Rushing TDs	29 vs. Jacksonville Jaguars, Sep 12, 2021 2 at Tennessee Titans, Nov 21, 2021 1 at Cleveland Browns, Sep 19, 2021 1 vs. Pittsburgh Steelers, Sep 09, 2018 1 vs. Miami Dolphins, Dec 17, 2017 ...14 more at 1.

SINGLE-GAME HIGHS - POSTSEASON: QUARTERBACK

Pass Attempts	37 at Jacksonville Jaguars, Jan 07, 2018	Passer Rating	44.2 at Jacksonville Jaguars, Jan 07, 2018
Pass Completions	17 at Jacksonville Jaguars, Jan 07, 2018	Rush Attempts	7 at Jacksonville Jaguars, Jan 07, 2018
Yards Passing	134 at Jacksonville Jaguars, Jan 07, 2018	Rushing Yards	27 at Jacksonville Jaguars, Jan 07, 2018
Long Passes	16 at Jacksonville Jaguars, Jan 07, 2018 15 at Jacksonville Jaguars, Jan 07, 2018 15 at Jacksonville Jaguars, Jan 07, 2018 13 at Jacksonville Jaguars, Jan 07, 2018 10 at Jacksonville Jaguars, Jan 07, 2018 ...2 more at 10.	Rushing Average	3.9 at Jacksonville Jaguars, Jan 07, 2018
Completion Percentage	45.9 at Jacksonville Jaguars, Jan 07, 2018	Longest Runs	9 at Jacksonville Jaguars, Jan 07, 2018 8 at Jacksonville Jaguars, Jan 07, 2018 5 at Jacksonville Jaguars, Jan 07, 2018 4 at Jacksonville Jaguars, Jan 07, 2018 2 at Jacksonville Jaguars, Jan 07, 2018

300-YARD PASSING GAMES (1): REGULAR SEASON


DATE	TEAM	NO.	YDS.	AVG.	LG	TD
12/24/16	DOLPHINS	26	329	12.7	53	3



KAYVON THIBODEAUX

OUTSIDE LINEBACKER

HEIGHT: 6-5
WEIGHT: 258
COLLEGE: OREGON
HOW ACQUIRED: D1-'22
NFL EXP.: R
GIANTS EXP.: R



5

(ti-huh-dough)

TRANSACTIONS

- » Originally a first-round (5th pick overall) draft choice by the Giants in 2022.

CAREER HIGHLIGHTS

- » Played in 32 games with 21 starts in 3 seasons at Oregon...Collected 123 tackles (82 solo), 35.5 tackles for loss, 19.0 sacks, 7 passes defended and 3 forced fumble...In 3 Pac-12 Championship Games, had a combined 13 tackles, 5.5 tackles for loss, 4.5 sacks and 21 quarterback pressures...His 19.0 sacks are tied for 7th in program history...Was the first Oregon defensive lineman to earn All-America honors since DeForest Buckner in 2015 and the first to lead the Ducks in sacks and tackles for loss in back-to-back seasons since Kenny Rowe (2009-10).
- » In 2021, played in 11 games with 9 starts... Missed 2+ games due to injury, played limited snaps in his return vs. Arizona, and missed the first half vs. California due to a targeting penalty from the previous game...Tallied a career-high 50 tackles (35 solo), 12 tackles for loss, 7.0 sacks and 2 forced fumbles...Became the 4th player in program history - and first defensive player - to be a unanimous All-America...Finalist for the Bronko Nagurski Trophy and the Chuck Bednarik Award, both given to the best defensive player in the nation...Voted a first-team All-Pac-12 selection by the league's coaches for the 2nd straight season...His 7.0 sacks led Oregon and tied for 3rd in the Pac-12.
- » Opened the season with 1.0 sack and a forced fumble in the first half Fresno State (9/4)...Suffered an ankle injury that forced him to miss the next 2 games and play limited snaps in a 3rd...Finished with 5 tackles, 1.0 sack and 10 quarterback pressures vs. California (10/15), despite playing only the first half after getting a targeting penalty in the previous game...Named the Bronko Nagurski, Bednarik Award, Lott IMPACT Trophy, and Pro Football Focus National Defensive Player of the Week as well as the Pac-12 Defensive Player and Defensive Lineman of the Week at UCLA (10/23), where he set career highs with 9 tackles (8 solo) and 4.5 tackles for loss while recording 2.0 sacks and one forced fumble...One of 2 FBS players in 2021 with at least 4 TFLs, 2.0 sacks, and one forced fumble in a game...Swept the Pac-12 Defensive Player and Defensive Lineman of the Week awards for the 2nd time in 2021 after notching 6 solo tackles and 2.0 sacks, his 2nd multi-sack game of the season, vs. Washington State (11/13)...Finished with 3 tackles and 1.0 sack vs. Utah (12/3), giving him 4.5 in 3 Pac-12 Championship Games.
- » In 2020, started all 7 games of a Ducks' season that was abbreviated by the pandemic...Led all Pac-12 defensive linemen with 38 tackles (23 solo) and had team-high totals of 9.5 tackles for loss and 3.0 sacks...Selected first-team All-Pac-12 and 3rd-team All-America...Had a TFL in each of the final 6 games and a sack in 3 consecutive games...Earned Pac-12 Championship Game MVP honors after posting 12 quarterback hurries, 2.0 tackles for loss, a 3rd-down sack in the 3rd quarter and a TFL on a 4th down play in the first quarter at USC (12/18).
- » As a freshman in 2019, played in 14 games with 5 starts...Selected by the league's coaches as the Pac-12 Freshman Defensive Player of the Year and all-conference honorable mention...Set the program freshman record with a team-high 9.0 sacks and also topped the team with 14.0 tackles for loss...Ranked second among FBS freshman in sacks and 3rd in tackles for loss...Led the nation with 7.0 sacks in the 4th quarter...Made 35 tackles (24 solo), 3 pass breakups and one forced fumble eight games...Recorded the first multi-sack game of his career, forced one fumble and was named Pac-12 Defensive Lineman of the Week vs. California (10/5)...Returned home to L.A. with 1.5 tackles for loss and 1.0 sack at USC (11/2)...Tallied a season-high 3.0 tackles for loss, highlighted by a pair of fourth-quarter sacks, vs. Arizona (11/16)...Set the Pac-12 Championship Game record with 2.5 sacks, all in the 4th quarter, had 5 tackles and was the first player to block a punt in the championship game, vs. Utah (12/6).


PERSONAL

- » Enrolled at Junipero Serra High School as a freshman...Transferred toward the end of the season to Susan Miller Dorsey High and joined the varsity football team for the 2015 playoffs...As a sophomore, he led Dorsey to an 11-3 record with 27.0 tackles for loss and 17.0 sacks and was named his section's Defensive Lineman of the Year...Near the end of his sophomore year, Thibodeaux and his mother (Shawnta Smith) moved to Woodland Hills in the San Fernando Valley, and he transferred again, to Oaks Christian, a private school in Westlake Village...Recorded 54.0 career sacks in 4 four years, including at least 1.0 sack in 16 of 27 games as a junior and senior at Oaks Christian...Top-ranked player in the ESPN300...Named the USA Today High School Defensive Player of the Year, as well as first-team All-USA Defense...Consensus five-star prospect and No. 1 rated recruit from California by ESPN, Rivals and 247Sports...Played in the 2019 Under Armour All-America Game and was named a co-captain for Team Sanders...Also invited to the inaugural Pro Football Hall of Fame World Bowl...Named the Defensive Player of the Year in California by USA Today, while also being named first-team All-California by the paper...As a senior, selected Marmonte League Co-Player of the Year, All-CIF Southern Section Division 1, first-team Daily News all-area and a member of the Los Angeles Times All-Star Team...Recorded 54 tackles, 18.0 sacks and 5 forced fumbles...Had 6 multi-sack performances, including 3 games with 3.0 sacks.
- » As a junior, named the Los Angeles Daily News' Player of the Year, the Ventura County Star's Defensive Player of the Year...Selected the CIF Southern Section Division 2 co-Defensive Player of the Year and the Marmonte League co-MVP...Finished with 20.0 sacks, 28 tackles for loss, and 99 tackles...Had at least 4 tackles in every game and at least 3.0 sacks 6 times...Helped lead Oaks Christian to a CIF Southern Section Division 2 title, finishing with 4.0 sacks and 6 tackles in the title game vs. Valencia...Had 9 catches for 134 yards and 3 touchdowns as a tight end.
- » As a sophomore, named the CIF Los Angeles City Section Division I Defensive Lineman of the Year at Dorsey High...Recorded 17.0 sacks and 27 tackles for loss...Had 4 multi-sack games.

THIBODEAUX'S COLLEGE DEFENSIVE STATISTICS

DATE	TEAM	GP	GS	TACKLES				FUMBLES			
				T	A	TOT	SK	TFL	FF	FR	PD
2019	Oregon	14	5	24	11	35	9.0	14.0	1	0	3
2020	Oregon	7	7	23	15	38	3.0	9.5	0	0	3
2021	Oregon	11	9	35	15	50	7.0	12.0	2	0	1
COLLEGE TOTALS		32	21	82	41	123	19.0	35.5	3	0	7


Additional Statistics: 2019 – one blocked punt.



ANDREW THOMAS

TACKLE

HEIGHT: 6-5
WEIGHT: 315
COLLEGE: GEORGIA
HOW ACQUIRED: D1-'20
NFL EXP.: 3RD YEAR
GIANTS EXP.: 3RD YEAR



TRANSACTIONS

- » Originally a first-round (4th pick overall) draft choice by the Giants in 2020.

GIANTS NOTE

- » Thomas was the highest-drafted offensive lineman by the Giants since Ohio State's John Hicks was selected 3rd overall in 1974.

CAREER HIGHLIGHTS

- » Thomas played in 29 games with 28 starts at left tackle since being drafted in 2020.
- » In 2021, Thomas started all 13 games at left tackle in which he played...Played 100% of the offensive snaps in each of the first 4 games...Part of an offensive line that did not allow a sack at New Orleans (10/3) and helped average the 4th-most yards per play (8.08) by a Giants team since the merger...Did not play at Dallas (10/10) due to an ankle injury...Played in 29 offensive snaps the Rams (10/17) before suffering an ankle injury and spent the next 3 weeks on injured reserve.
- » Returned from injury at Tampa Bay (11/22) and caught a 2-yard touchdown pass from Daniel Jones to become the first Giants offensive lineman in the Super Bowl era to record a touchdown reception...Was one of 6 offensive linemen in the regular season to catch a touchdown...Started the next 7 games at left tackle and he did not allow a sack during that span...Blocked for running back Saquon Barkley, who became the first Giant to rush for 100 yards (10/2) on the season at Chicago (1/2).
- » As a rookie in 2020, Thomas played in all 16 games with 15 starts at left tackle...Did not start vs. Washington (10/18) due to a coach's decision...Fellow rookie Matt Pearl started in his place...Thomas played 976 of the team's offensive snaps (96.4%)...The offensive line helped the Giants exceed 100 rushing yards in 7 consecutive games from Oct. 18-Dec. 6, their longest streak since they hit the century mark in 9 straight games in 2010...Joined Shane Lemieux, Nick Gates, Kevin Zeiler and Cam Fleming as the Giants were the only NFL team to start the same offensive line combination in each of the season's final 9 games.
- » When Thomas and defensive back Darnay Holmes played the first snaps on offense and defense, respectively, vs. Pittsburgh (9/14), it marked the 8th consecutive year at least one Giants rookie draft choice started the season opener.
- » Thomas caught a pass from Jones for a successful 2-point conversion in the 4th quarter at Dallas (10/11), the Giants' first successful 2-point conversion since Nov. 10, 2019, when Jones threw a pass to Bennie Fowler...Thomas was the first player in NFL history whose listed position is on the offensive line to score on a 2-point conversion (which were instituted in 1994).

COLLEGE

- » Started all 41 games in which he played in 3 seasons at Georgia – 15 at right tackle as a true freshman in 2017 and 13 at left tackle in both 2018 and 2019...Two-time first-team All-SEC (2018-19)...Freshman All-America...Second-team All-America in 2018, first-team All-America in 2019...A key player on Georgia teams that won 11 or more games in 3 straight seasons, won 3 consecutive SEC Eastern Division titles, and played in New Year's Six Bowl games 3 years in a row (2018 Rose, 2019 Allstate Sugar, 2020 Allstate Sugar)...Entered the NFL Draft after his junior season.
- » As a junior in 2019, started at left tackle in all 13 games in which he played...Did not play in the Bulldogs' Sugar Bowl victory vs. Baylor...Walter Camp first-team All-America...Winner of the SEC's Jacobs Blocking Trophy, UGA's first recipient of the award in 21 years...Named one of 4 permanent team captains...Co-winner of Vince Dooley Offensive MVP, given at team's post-season awards gala...All-SEC first-team selection by the league's coaches and the AP...Semifinalist for the 2019 Outland Trophy...In 2018, moved to left tackle after the departure of Isaiah Wynn, a 2017 All-America and first-round draft choice of the New England Patriots...Started all 13 games in which he played...Named 2018 SI.com first-team All-America and Associated Press & Walter Camp 2nd team...Coaches All-SEC first team and Associated Press All-SEC 2nd team...As a true freshman in 2017, joined the first team early in preseason camp and started all 15 games at right tackle, including the national championship game vs. Alabama.

OFF-THE-FIELD ACTIVITY

- » Joined forces with New City Kids during the 2021 season to support their after-school programming for local low-income youth through the exploration of music and academics.

PERSONAL

- » Starred at Pace Academy in Atlanta...Selected to represent the East in the 2017 U.S. Army All-America Bowl...Was a 5-star prospect and consensus top-50 recruit...Named to Atlanta Journal-Constitution's 2016 Super 11 team in Georgia and Class AAA All-State offense...In 2015, helped Pace Academy to a 14-2 record and the Class AAA State Championship...Played both offensive tackle and defensive line, recording 59 tackles his senior season...Full name is Andrew Ken Thomas...Business major...Also played baseball and basketball and was a member of the school's concert band (plays the drums and piano)...Recipient of the Wayne McDuffie and Statesboro Bulldog Club scholarships...Hometown is Lithonia, Ga.

ANDREW THOMAS' NFL REGULAR SEASON STATISTICS

DATE	TEAM	GP	GS
2020	Giants	16	15
2021	Giants	13	13
NFL TOTALS		29	28



KADARIUS TONEY

WIDE RECEIVER

HEIGHT: 6-0
WEIGHT: 193
COLLEGE: FLORIDA
HOW ACQUIRED: D1-'21
NFL EXP.: 2ND YEAR
GIANTS EXP.: 2ND YEAR



TRANSACTIONS

- » Originally a first-round (20th pick overall) draft choice by the Giants in 2021.

CAREER HIGHLIGHTS

- » As a rookie in 2021, Toney played in 10 games with 4 starts...Finished with 39 receptions for 420 receiving yards, rushing attempts for 6 yards and 3 passes with one completion for 19 yards.
- » Made his NFL debut vs. Denver (9/12) and caught 2 passes for minus-2 yards...Started his first game at New Orleans (10/3) and had 6 receptions for 78 yards, while adding one carry for one yard.
- » Produced a franchise rookie record 189 receiving yards on 10 catches at Dallas (10/10), breaking the previous mark held by Odell Beckham Jr. (185 vs. Philadelphia on Dec. 29, 2014)...His 189 receiving yards were the 6th-most by a rookie since 2012 and tied for the 2nd-most by an NFC player in 2021...Among players with at least 10 receptions in a game in 2021, Toney's 18.9 yards-per-reception was the 2nd highest in the NFL...Also had one 7-yard carry in the game.

Most Receiving Yards in a Game by a Giants Rookie

Player	Date / Opp.	Rec. Yds.
Kadarius Toney	10/10/21 at DAL	189
Odell Beckham, Jr.	12/28/14 PHI	185
Mark Bavaro	10/13/85 at CIN	176
Earnest Gray	10/14/79 SF	169
Odell Beckham, Jr.	11/3/14 IND	156

- » Posted three receptions for 36 yards vs. Rams (10/17) prior to leaving the game with an ankle injury...Caught 4 passes for 26 yards at Kansas City (11/1) and also completed his first NFL pass for a 19-yard gain...Registered his 3rd carry of the season for minus-2 yards vs. Las Vegas (11/7)...Tallied a game-high 7 catches for 40 yards at Tampa Bay (11/22).
- » Was inactive from Nov. 28-Dec. 12 and Jan. 2-Jan. 9 and did not play vs. Dallas (12/19) when he was on the Reserve/COVID-19 list.

COLLEGE

- » Toney played in 38 games with 13 starts in four seasons at Florida...Caught 120 passes for 1,590 yards (13.2-yard avg.) and 12 touchdowns and rushed for 580 yards and 2 touchdowns on 66 carries...Averaged 11.3 yards and scored one touchdown on 13 punt returns and 21.6 yards on 15 kickoff returns...Totaled 2,641 all-purpose yards (69.5 a game).
- » In 2020, started all 11 games in which he played...Led the Gators with 70 receptions for 984 yards and 10 touchdowns...Also collected 161 rushing yards and one touchdown on 19 carries and completed one of 2 passes for 12 yards...Returned 12 punts for a 12.6-yard average and 7 kickoffs for 22.1-yard per runback...Averaged 130.8 all-purpose yards a game...Was one of six SEC players with at least 12 total touchdowns and one of 3 FBS players with a rushing, receiving and punt return touchdown in 2020 (10 receiving, one rushing, one punt return).
- » In 2019, played in 7 games...Missed 6 due to injury...Caught 10 passes for 194 yards and one touchdown, 59 rushing yards on 12 carries and returned one punt for 12 yards and one kickoff for 21 yards for 286 all-purpose yards...In 2018, played in 12 games at wide receiver and as the team's wildcard quarterback...Caught 25 passes for 260 yards and one touchdown, rushed for 240 yards on 21 carries, returned 6 kickoffs for 133 yards and one punt for minus-4 yards for 629 all-purpose yards...Also threw a 20-yard touchdown pass.
- » As a freshman in 2017, played in 8 games with 2 starts...Started at running back vs. Vanderbilt and at wide receiver vs. LSU...Finished the season with 287 all-purpose yards on 15 receptions for 152 receiving yards, 14 rushes for 120 yards and one kickoff return for 15 yards...Also completed one pass for 50 yards.

OFF-THE-FIELD ACTIVITY

- » Partnered with Boys Hope Girls Hope of New York during the 2021 season to support their extensive college preparatory program which aims to reduce the stressors that prevent and discourage underserved students from pursuing their education.

PERSONAL

- » Toney was a football and track star at Mattie T. Blount (Mobile, Ala.) High School, where he led the team to a 20-5 record as the starting quarterback in his final two seasons...Finished his prep career with 120 touchdowns...As a junior, passed for 3,604 yards, rushed for 896 yards and scored 53 touchdowns (37 passing, 16 rushing) to earn 2nd-team Class 6A all-state honors...In his senior season in 2016, was named the Class 6A Back of the Year after finishing with 2,894 passing yards, 894 rushing yards and 47 touchdowns (32 passing, 15 rushing)...Made the 2016 AL.com Super All-State team...Played in the 2016 Alabama-Mississippi All-Star Classic...Named Offensive MVP of the 2016 AL.com All-Coastal Alabama team...Also ran track, setting personal bests in the 100 meters (11.50), javelin (148') and long jump (21'5)...Received the American team's top wide receiver award at the Senior Bowl.

KADARIUS TONEY'S NFL REGULAR SEASON RUSHING/RECEIVING STATISTICS

DATE	TEAM	GP	GS	RECEIVING					RUSHING				
				NO.	YDS.	AVG.	LG	TD	NO.	YDS.	AVG.	LG	TD
2021	Giants	10	4	39	420	10.8	38	0	3	6	2.0	7	0
NFL TOTALS		10	4	39	420	10.8	38	0	3	6	2.0	7	0

KADARIUS TONEY'S NFL REGULAR SEASON RETURN STATISTICS

		KICKOFF RETURNS					PUNT RETURNS					
DATE	TEAM	RET.	YDS.	AVG.	LG	TD	NO.	FC	YDS.	AVG.	LG	TD
2021	Giants	0	0	0.0	0	0	1	1	0	0.0	0	0
NFL TOTALS		0	0	0.0	0	0	1	1	0	0.0	0	0

SINGLE-GAME HIGHS: RUSHING/RECEIVING

Rush Attempts	1 vs. Las Vegas Raiders, Nov 07, 2021 1 at Dallas Cowboys, Oct 10, 2021 1 at New Orleans Saints, Oct 03, 2021 7 at Dallas Cowboys, Oct 10, 2021 1 at New Orleans Saints, Oct 03, 2021	Receiving Average	18.9 at Dallas Cowboys, Oct 10, 2021 13.0 at New Orleans Saints, Oct 03, 2021 12.0 vs. Los Angeles Rams, Oct 17, 2021 7.0 at Philadelphia Eagles, Dec 26, 2021 6.5 at Kansas City Chiefs, Nov 01, 2021
Rushing Yards	7 at Dallas Cowboys, Oct 10, 2021 1 at New Orleans Saints, Oct 03, 2021	Longest Receptions	38 at Dallas Cowboys, Oct 10, 2021 35 at Dallas Cowboys, Oct 10, 2021 28 at Dallas Cowboys, Oct 10, 2021 26 at Dallas Cowboys, Oct 10, 2021 21 at New Orleans Saints, Oct 03, 2021
Longest Runs	7 at Dallas Cowboys, Oct 10, 2021 1 at New Orleans Saints, Oct 03, 2021	All-Purpose Yards	196 at Dallas Cowboys, Oct 10, 2021 79 at New Orleans Saints, Oct 03, 2021 40 at Tampa Bay Buccaneers, Nov 22, 2021 36 vs. Los Angeles Rams, Oct 17, 2021 28 at Philadelphia Eagles, Dec 26, 2021 1 at Kansas City Chiefs, Nov 01, 2021 1 at Kansas City Chiefs, Nov 01, 2021
Receptions	10 at Dallas Cowboys, Oct 10, 2021 7 at Tampa Bay Buccaneers, Nov 22, 2021 6 at New Orleans Saints, Oct 03, 2021 4 at Philadelphia Eagles, Dec 26, 2021 4 at Kansas City Chiefs, Nov 01, 2021	Fair Catches	
Receiving Yards	189 at Dallas Cowboys, Oct 10, 2021 78 at New Orleans Saints, Oct 03, 2021 40 at Tampa Bay Buccaneers, Nov 22, 2021 36 vs. Los Angeles Rams, Oct 17, 2021 28 at Philadelphia Eagles, Dec 26, 2021	Punt Returns	


100-YARD RECEIVING GAMES (1): REGULAR SEASON

DATE	TEAM	NO.	YDS.	AVG.	LG	TD
10/10/21	at Cowboys	10	189	18.9	38	0

2021 GAME-BY-GAME REGULAR-SEASON STATISTICS (GIANTS)

DATE	OPPONENT	P/S	RECEIVING					RUSHING					W/L	SCORE
			NO.	YDS.	AVG.	LG	TD	NO.	YDS.	AVG.	LG	TD		
09/12	Broncos	P	2	-2	-1.0	4	0	0	0	0.0	0	0	L	13-27
09/16	at Commanders	P	0	0	0.0	0	0	0	0	0.0	0	0	L	29-30
09/26	Falcons	P	2	16	8.0	9	0	0	0	0.0	0	0	L	14-17
10/03	at Saints	S	6	78	13.0	21	0	1	1	1.0	1	0	W	27-21+
10/10	at Cowboys	P	10	189	18.9	38	0	1	7	7.0	7	0	L	20-44
10/17	Rams	P	3	36	12.0	17	0	0	0	0.0	0	0	L	11-38
10/24	Panthers							ON INACTIVE LIST					W	25-3
11/01	at Chiefs	S	4	26	6.5	11	0	0	0	0.0	0	0	L	17-20
11/07	Raiders	S	1	9	9.0	9	0	1	-2	-2.0	-2	0	W	23-16
11/22	at Buccaneers	S	7	40	5.7	8	0	0	0	0.0	0	0	L	10-30
11/28	Eagles							ON INACTIVE LIST					W	13-7
12/05	at Dolphins							ON INACTIVE LIST					L	9-20
12/12	at Chargers							ON INACTIVE LIST					L	21-37
12/19	Cowboys							DID NOT PLAY					L	6-21
12/26	at Eagles	P	4	28	7.0	8	0	0	0	0.0	0	0	L	10-34
01/02	at Bears							ON INACTIVE LIST					L	3-29
01/09	Commanders							ON INACTIVE LIST					L	7-22
2021 TOTALS		10-4	39	420	10.8	38	0	3	6	2.0	7	0	4-13	


+ - Overtime



JIHAD WARD

DEFENSIVE LINEMAN

HEIGHT: 6-5
WEIGHT: 290
COLLEGE: ILLINOIS
HOW ACQUIRED: FA-'22
NFL EXP.: 7TH YEAR
GIANTS EXP.: 1ST YEAR



[Jihad Ward]

TRANSACTIONS

- » Originally a 2nd-round (44th pick overall) draft choice by the Oakland Raiders in 2016...Traded to the Dallas Cowboys for wide receiver Ryan Switzer on April 28, 2018...Released by Dallas on Sept. 1, 2018...Signed to the Indianapolis Colts' practice squad on Sept. 3, 2018 and to the active roster on Sept. 13, 2018...Released by Indianapolis on Oct. 1, 2018...Signed by the Baltimore Ravens on Oct. 8, 2018...Signed as a free agent by the Jacksonville Jaguars on March 17, 2021...Signed as a free agent by the Giants on March 21, 2022.

CAREER HIGHLIGHTS

- » Ward has played in 68 regular-season games with 15 starts for Oakland, Indianapolis, Baltimore and Jacksonville, and played in 3 postseason games for the Ravens...Career totals include 91 tackles (41 solo), 10.0 sacks, 12 tackles for loss, 37 quarterback hits and 3 fumble recoveries...Has 5 solo postseason tackles.
- » In 2021, played in all 17 games with one start for Jacksonville...Tallied 2 tackles (10 solo), 2.0 sacks, 3 tackles for loss and 7 quarterback hits...Collected a season-high 5 tackles (2 solo), including 1.0 sack, at the Jets (12/26)...Had an 8-yard sack at Tennessee (12/12).
- » In 2020, played in 10 games for Baltimore and totaled 16 tackles (7 solo)...Tied his career-high with 3.0 sacks...Helped the Ravens' defense rank No. 2 in both points allowed (18.9) and third-down efficiency (34.0%)...Registered 1.0 sack and matched his career high with 4 tackles for loss and 2 passes defended vs. the Giants (12/27)...Recorded 3 solo tackles, including one for loss, in 2 postseason games.
- » In 2019, played 3 games for Indianapolis and 11 for Baltimore, plus one playoff game for the Ravens...Posted 7 tackles (3 solo), including 1.0 sack, for Baltimore...Recovered a fumble forced by linebacker Matthew Judon that led to a field goal, helping the Ravens clinch their 2nd consecutive playoff berth at Buffalo (12/8).
- » In 2018, played in 6 games for the Colts...Finished with 4 tackles (all solo), a career-high 3.0 sacks and 3 tackle...Ended the season on injured reserve with an ankle injury.
- » In 2017, played in 5 games with one start for the Raiders...Finished with 2 tackles (one solo), 1.0 sack, one tackle for loss, and one quarterback hit...Took down Nick Foles for a 9-yard loss for his first career sack at Philadelphia (12/25).
- » As a rookie in 2016, played in all 16 games with a career-high 13 starts...Registered a career-best 30 tackles (14 solo), one fumble recovery and 10 quarterback hits...Played both defensive end and tackle and was one of 3 Raiders rookies to play every game...Made 3 tackles and one fumble recovery in his NFL debut at New Orleans (9/11)...Posted a career-high 7 tackles (5 solo) at Kansas City (12/8).

COLLEGE

- » Played 2 years at Illinois after transferring from Globe Institute of Technology (New York, N.Y.)...In 25 games, totaled 104 tackles, 4.5 sacks, 3 forced fumbles, 5 fumble recoveries and 3 passes defended...As a senior 2015, started all 12 games playing both defensive end and tackle and totaled 53 tackles, 1.5 sacks, one forced fumble, one fumble recovery, and 2 passes defended...Named All-Big Ten honorable mention...In 2014, started all 13 games at defensive end and tallied 51 tackles, 3.0 sacks, 2 forced fumbles and 4 fumble recoveries, leading the Big Ten and finishing 2nd in FBS...Named an All-Big Ten honorable mention honoree...Voted Illinois' Defensive Newcomer of the Year...Played 2 seasons at Globe Institute of Technology, totaling 81 tackles and 10.0 sacks...In 2013, played in 7 games for Globe Tech, collecting 26 tackles, 2.0 sacks and 3 tackles for loss.

PERSONAL

- » Majored in sport management at Illinois... Attended Edward W. Bok Technical High School in Philadelphia...Began his high school career as a wide receiver and safety before settling in at defensive end...Earned all-city honors in Philadelphia in each of his final two prep seasons (2010-11)...Was named first-team all-city in 2011 and 2nd-team in 2010...Played in Philadelphia Eagles Public vs. Non-Public City All-Star game at Lincoln Financial Field in spring 2012.

JIHAD WARD'S NFL REGULAR SEASON DEFENSIVE STATISTICS

DATE	TEAM	GP	GS	TK	S	TACKLES					INTERCEPTIONS				O. FUMB				ST		MISC			
						A	TD	YDS	QBH	NO	YDS	LG	TD	PD	FR	TD	YDS	TK	S	A	FR	S	A	
2016	Raiders	16	13	30	16	14	0	0.0	0.0	10	0	0	0	0	0	1	0	0	0	0	0	0	0	0
2017	Raiders	5	1	2	1	1	1	9	1.0	9.0	1	0	0	0	0	0	0	0	0	0	0	0	0	0
2018	Colts	6	0	4	4	0	3	12	3.0	12.0	6	0	0	0	0	0	0	0	0	0	0	0	0	0
2019	Colts	3	0	0	0	0	0	0	0.0	0.0	1	0	0	0	1	0	0	0	0	0	0	0	0	0
Went from Indianapolis to Baltimore.																								
2019	Ravens	11	0	7	3	4	1	8	1.0	8.0	4	0	0	0	0	0	2	0	2	0	0	0	0	0
2019	TOTAL	14	0	7	3	4	1	8	1.0	8.0	5	0	0	0	1	0	2	0	2	0	0	0	0	0
2020	Ravens	10	0	16	7	9	4	27	3.0	23.0	8	0	0	0	2	0	0	0	0	0	0	0	0	0
2021	Jaguars	17	2	32	10	22	3	12	2.0	10.0	7	0	0	0	0	0	0	0	0	0	0	0	0	0
NFL TOTALS		68	16	91	41	50	12	68	10.0	62.0	37	0	0	0	3	0	3	0	2	0	0	0	0	0

JIHAD WARD'S NFL POSTSEASON DEFENSIVE STATISTICS

		TACKLES										INTERCEPTIONS					O. FUMB				ST		MISC		
DATE	TEAM	GP	GS	TK	S	A	TD	YDS	SV	YDS	QBH	NO	YDS	LG	TD	PD	FR	TD	YDS	TK	S	A	FR	S	A
2016	Raiders	0	0	0	0	0	0	0	0.0	0.0	0	0	0	0	0	0	0	0	0	0	0	0	0	0	0
2018	Colts	0	0	0	0	0	0	0	0.0	0.0	0	0	0	0	0	0	0	0	0	0	0	0	0	0	0
2019	Ravens	1	0	2	2	0	0	0	0.0	0.0	2	0	0	0	0	0	0	0	0	0	0	0	0	0	0
2020	Ravens	2	0	3	3	0	1	10	0.0	0.0	0	0	0	0	0	0	0	0	0	0	0	0	0	0	0
NFL TOTALS		3	0	5	5	0	1	10	0.0	0.0	2	0	0	0	0	0	0	0	0	0	0	0	0	0	0

SINGLE-GAME HIGHS: DEFENSIVE

Total Tackles 7 at Kansas City Chiefs, Dec 08, 2016
6 vs. Cleveland Browns, Sep 13, 2020
5 at New York Jets, Dec 26, 2021
4 at New England Patriots, Jan 02, 2022
4 at Houston Texans, Sep 12, 2021
...1 more at 4.

Solo Tackles 5 at Kansas City Chiefs, Dec 08, 2016
2 at New York Jets, Dec 26, 2021
2 at Houston Texans, Sep 12, 2021
2 vs. Kansas City Chiefs, Sep 28, 2020
...4 more at 2.

Sacks 1.0 at New York Jets, Dec 26, 2021
1.0 at Tennessee Titans, Dec 12, 2021
1.0 vs. New York Giants, Dec 27, 2020
...7 more at 1.0.

Passes Defensed 1 at Cincinnati Bengals, Jan 03, 2021
1 at Cleveland Browns, Dec 14, 2020
1 at Los Angeles Chargers, Sep 08, 2019

Fumble Recoveries 1 vs. New York Jets, Dec 12, 2019
1 at Buffalo Bills, Dec 08, 2019
1 at New Orleans Saints, Sep 11, 2016
1 at New York Jets, Dec 26, 2021
1 at Tennessee Titans, Dec 12, 2021
1 vs. Arizona Cardinals, Sep 26, 2021
...9 more at 1.

Tackles For Loss


Longest Opponent's Fumble Return 2 at Buffalo Bills, Dec 08, 2019

SINGLE-GAME HIGHS - POSTSEASON: DEFENSIVE


Total Tackles 3 at Tennessee Titans, Jan 10, 2021
2 vs. Tennessee Titans, Jan 11, 2020

Solo Tackles 3 at Tennessee Titans, Jan 10, 2021
2 vs. Tennessee Titans, Jan 11, 2020

Tackles For Loss 1 at Tennessee Titans, Jan 10, 2021



DAVIS WEBB
QUARTERBACK
 HEIGHT: 6-5
 WEIGHT: 225
 COLLEGE: CALIFORNIA
 HOW ACQUIRED: D3-11
 NFL EXP.: 4TH YEAR
 GIANTS EXP.: 2ND YEAR



TRANSACTIONS

- » Originally a 3rd-round (87th pick overall) draft choice by the Giants in 2017.

CAREER HIGHLIGHTS

- » As a rookie in 2017, Webb was inactive for the first 15 games, and did not play in the finale vs. Washington (12/31)...In the 2017 preseason, Webb completed 18 of 34 passes for 190 yards. He did not throw a touchdown pass or interception...On the final drive of the preseason finale at New England (8/31), Webb completed 4 of 6 passes on a 45-yard drive that set up Aldrick Rosas' game-winning 48-yard field goal as time expired.

COLLEGE

- » Webb played 3 seasons at Texas Tech before transferring for his final year to the University of California, where he played in 2016 as a graduate transfer...In 4 seasons, he played in 35 games with 26 starts...Career stats included 841 completions in 1,367 attempts (61.5%) for 9,852 yards, 83 touchdown passes, and 34 interceptions...In 2016, he started all 12 games in his only season at Cal...Semifinalist for the Davey O'Brien National Quarterback Award...Honorable mention All-Pac-12 selection...Completed 382 of 620 passes (61.6%) for 4,295 yards, 37 touchdowns and 12 interceptions for a 135.63 passing efficiency rating...Ranked among the nation's leaders in pass attempts (2nd), completions per game (3rd, 31.8), completions (4th), total offense (4th, 348.8 yards-per-game), passing yards (6th), passing touchdowns (18th) and points responsible for (26th, 8th)...Was the Pac-12's leader in passing yards per game (357.9) and total offense, while he set Cal single-season records for passing attempts and completions...He also equaled single-season school marks for most 300-yard passing games (10), and touchdowns responsible for (43) with his 37 in the air plus another 6 on the ground, which also tied for the most ever by a Cal quarterback.
- » Threw at least 4 touchdown passes on 6 occasions, including each of the first 5 games with a career-high-tying 5 in 3 contests - at San Diego State (9/10), at Arizona State (9/24), and vs. Oregon (10/21)...Had a single rushing touchdown in 6 different contests: vs. Hawaii, vs. Texas, and then in 4 consecutive games at Oregon State, vs. Oregon, at USC and vs. Washington...Named MVP at the 2017 Reese's Senior Bowl after completing 11 of 16 passes for 165 yards and 1 touchdown while leading the South to scores on each of the 3 drives in which he played in a 16-15 victory over the North...Became the 3rd Cal player to be named the Senior Bowl MVP following quarterbacks Steve Bartkowski (1995) and Pat Barnes (1997), as well as the 36th former Cal player selected to participate in the contest.
- » In 2015, played in 5 games as a reserve in his final season at Texas Tech...Completed 22 of 41 passes (53.7%) for 300 yards, 2 touchdowns, and 0 interceptions...Added 2 rushing attempts for 6 yards and 2 scores...Made season debut vs. Sam Houston State (9/5) and completed 1 of 4 passes for 12 yards...In 2014, started all 8 games in which he played...Academic All-Big 12 (2nd team)...Completed 211 of 345 passes (61.2%) for 2,539 yards, 24 touchdowns, and 13 interceptions for a 138.4 passer efficiency...Led the Big 12 in passing yards/game (317.4) and was 3rd in touchdown passes, (24), 4th in 300-yard passing games (4), 6th in completions (211), and 6th in passing yards (2,539)...Set a school record with at least 1 touchdown pass in each of his first 18 career games...Became the 10th quarterback in school history to pass for 5,000 career yards during the TCU game...Had multiple touchdown passes in 9 consecutive games dating back to the 2013 Holiday Bowl vs. Arizona State...In 2013, played in 10 games with 6 starts...Completed 226 of 361 passes (62.6%) for 2,718 yards, 20 touchdowns, and 9 interceptions with a 139.1 passing efficiency...Set a Big 12 freshman records with four 400-yard passing games, 462 yards at West Virginia, and 71 passes vs. Oklahoma State...Established Texas Tech freshman records for completions (226), passes (361), passing yards (2,718), and touchdown passes (20)...Threw for more than 300 yards 6 times and 400 yards 4 times, both freshman school records...Named Offensive Most Valuable Player after completing 28 of 41 passes for 403 yards and 4 touchdowns without throwing an interception during the Red Raiders' 37-23 victory against Arizona State (12/30) in the National University Holiday Bowl.

OFF-THE-FIELD ACTIVITY

- » Packed 25,000 meals with teammates and United Airlines employees competing simultaneously against the San Francisco 49ers in support of Rise Against Hunger...Spent an October morning with Special Olympic participants, playing a variety of games on the turf in MetLife Stadium...Participated in passing drills with youth football players at the Quest Diagnostics Training Center for the Gatorade Junior Training Camp...With fellow rookies, wore fun costumes while visiting the children's hospital at Hackensack University Medical Center on Halloween to meet young patients and their families...Served lunch at Eva's Village in Paterson, N.J. with fellow rookies...Attended the Giants' annual Jingle Jam holiday party for 600 New Jersey foster children, who each received winter coats, clothes, athletic equipment and enjoyed a night of dancing and fun activities...Cheered on participants in the Giants Snow Bowl 6-on-6 flag football tournament benefiting Special Olympics of New Jersey that awarded \$500,000 each year...Raised awareness for the Special Olympics of New Jersey during the NFL's "My Cause My Cleats" initiative in Week 13...Played in the Giants Foundation Golf Invitational at Westchester Country Club with foundation supporters, team sponsors/clients and teammates.

PERSONAL

- » Received his bachelor's degree from Texas Tech in exercise and sports science in May 2016...Pursued a master's degree in public health at Cal...Starred at Prosper (Texas) High School...Graduated from high school in December 2012 and enrolled at Texas Tech in January 2013...Guided team to a District 9-4A Championship and a run to the Class 4A Division II Regional Semifinals vs. Lancaster...First team All-District...Honorable mention All-State...As a senior in 2012, completed 210 of 359 passes for 2,658 yards and 23 touchdowns, and added 120 rushing attempts for 589 yards and 12 scores...As a junior, threw for 2,682 yards (completing 200 of 378 passes) and 26 touchdowns...Named first-team All-District as a junior...Father, Matt Webb, is the head football coach at Centennial High School in

Frisco, Texas...Mother is Donna...Has a sister, Allie.

DAVIS WEBB'S NFL REGULAR SEASON PASSING STATISTICS

DATE	TEAM	GP	GS	ATT	CMP	PCT	YDS	AVG	TD	INT	LG	SK	LST	RATE
2017	Giants	0	0	0	0	0.0	0	0.0	0	0	0	0	0	0.0
2018	Giants	0	0	0	0	0.0	0	0.0	0	0	0	0	0	0.0
Went from N.Y. Giants to N.Y. Jets.														
2018	Jets	0	0	0	0	0.0	0	0.0	0	0	0	0	0	0.0
2018	TOTAL	0	0	0	0	0.0	0	0.0	0	0	0	0	0	0.0
2019	Bills	0	0	0	0	0.0	0	0.0	0	0	0	0	0	0.0
2020	Bills	0	0	0	0	0.0	0	0.0	0	0	0	0	0	0.0
2021	Bills	1	0	0	0	0.0	0	0.0	0	0	0	0	0	0.0
TOTALS		1	0	0	0	0.0	0	0.0	0	0	0	0	0	0.0

DAVIS WEBB'S NFL POSTSEASON PASSING STATISTICS

DATE	TEAM	GP	GS	ATT	CMP	PCT	YDS	AVG	TD	INT	LG	SK	LST	RATE
2020	Bills	0	0	0	0	0.0	0	0.0	0	0	0	0	0	0.0
2021	Bills	0	0	0	0	0.0	0	0.0	0	0	0	0	0	0.0
TOTALS		0	0	0	0	0.0	0	0.0	0	0	0	0	0	0.0

DAVIS WEBB'S NFL REGULAR SEASON RUSHING STATISTICS

DATE	TEAM	NO.	YDS.	AVG.	LG	TD
2017	Giants	0	0	0.0	0	0
2018	Giants	0	0	0.0	0	0
Went from N.Y. Giants to N.Y. Jets.						
2018	Jets	0	0	0.0	0	0
2018	TOTAL	0	0	0.0	0	0
2019	Bills	0	0	0.0	0	0
2020	Bills	0	0	0.0	0	0
2021	Bills	2	-3	-1.5	0	0
TOTALS		2	-3	-1.5	0	0


DAVIS WEBB'S NFL POSTSEASON RUSHING STATISTICS

DATE	TEAM	NO.	YDS.	AVG.	LG	TD
2020	Bills	0	0	0.0	0	0
2021	Bills	0	0	0.0	0	0
TOTALS		0	0	0.0	0	0

SINGLE-GAME HIGHS: QUARTERBACK

Rush Attempts


2 at New York Jets, Nov 14, 2021



JARREN WILLIAMS

CORNERBACK

HEIGHT: 5-11
WEIGHT: 190
COLLEGE: ALBANY
HOW ACQUIRED: FA-'20
NFL EXP.: 2ND YEAR
GIANTS EXP.: 2ND YEAR



34

TRANSACTIONS

- » Originally signed as a rookie free agent by the Arizona Cardinals on April 27, 2020...Waived by Arizona on July 26, 2020...Signed by the Giants on Aug. 2, 2020...Waived by the Giants on Sept. 5, 2020 and signed to their practice squad the following day...Elevated to the active roster on Dec. 12 and 19, 2020...Reverted to the practice squad on Dec. 14 and 21, 2020...Signed to a reserve/future contract by the Giants on Jan. 4, 2021...Released by the Giants on Aug. 21, 2021 and signed to the team's practice squad on Sept. 27, 2021...Added to the active roster on Dec. 4, 11 and 18, 2021...Re-signed by the Giants on March 16, 2022.

CAREER HIGHLIGHTS

- » Williams has played in 8 games with 2 starts...Totals – all from 2021 – include 16 tackles (13 solo) and one pass defended...Also has 3 special teams tackles (2 in 2021).
- » In 2021, played in 6 games with 2 starts...Had 2 solo tackles in his season debut at Miami (12/5) and 3 tackles (2 solo) at the Chargers (12/12)...Made his first career start and had a career-high 5 tackles (4 solo) and one pass defended vs. Dallas (12/19)...Started and contributed 5 solo stops at Philadelphia (12/26).
- » As a rookie in 2020, Williams played in 2 games – vs. Arizona (12/13) and Cleveland (12/20)...Played 16 special teams snaps and had one special teams tackle vs. the Cardinals.

COLLEGE

- » Spent his final college season at Albany after playing 3 years at St. Francis (Pa.) College...In 2019, played in 11 games (10 starts) for the Great Danes and tallied 45 tackles (33 solo), including 3 stops for loss, one forced fumble, 6 pass breakups and one interception, which he returned 63 yards for a touchdown vs. Bryant on Sept. 7...At St. Francis, Williams played in 31 games and recorded 53 tackles, 14 pass breakups and one interception.

OFF-THE-FIELD ACTIVITY

- » Partnered with Boys Hope Girls Hope of New York to support their extensive college preparatory program, which aims to reduce the stressors that prevent and discourage underserved students from pursuing their education.

PERSONAL

- » Public health major...Played football and was a sprinter on the track team at Olentangy High School in Lewis Center, Ohio.


JARREN WILLIAMS' NFL REGULAR SEASON DEFENSIVE STATISTICS

		TACKLES										INTERCEPTIONS					O. FUMB				ST				MISC			
DATE	TEAM	GP	GS	TK	S	A	TR	YDS	SK	YDS	QBH	NO	YDS	LG	TD	PD	FF	FR	TD	YDS	TK	S	A	FF	FR	S	A	
2021	Giants	6	2	16	13	3	0	0	0.0	0.0	0	0	0	0	0	1	0	0	0	0	2	1	1	0	0	0	0	0
NFL TOTALS		6	2	16	13	3	0	0	0.0	0.0	0	0	0	0	0	1	0	0	0	0	2	1	1	0	0	0	0	0

SINGLE-GAME HIGHS: DEFENSIVE

Total Tackles 5 at Philadelphia Eagles, Dec 26, 2021
 5 vs. Dallas Cowboys, Dec 19, 2021
 3 at Los Angeles Chargers, Dec 12, 2021
 2 at Miami Dolphins, Dec 05, 2021
 1 at Chicago Bears, Jan 02, 2022
Solo Tackles 5 at Philadelphia Eagles, Dec 26, 2021
 4 vs. Dallas Cowboys, Dec 19, 2021
 2 at Los Angeles Chargers, Dec 12, 2021
 2 at Miami Dolphins, Dec 05, 2021


Passes Defended 1 vs. Dallas Cowboys, Dec 19, 2021
Special Teams Tackles 1 at Los Angeles Chargers, Dec 12, 2021
 1 at Miami Dolphins, Dec 05, 2021
 1 vs. Arizona Cardinals, Dec 13, 2020



LEONARD WILLIAMS

DEFENSIVE LINEMAN

HEIGHT: 6-5
WEIGHT: 302
COLLEGE: USC
HOW ACQUIRED: T(NYJ)-'19
NFL EXP.: 8TH YEAR
GIANTS EXP.: 4TH YEAR



TRANSACTIONS

- » Originally a first round (6th pick overall) draft choice by the New York Jets in 2015...Traded to the Giants on Oct. 28, 2019.

CAREER HIGHLIGHTS

- » Williams has played in 112 career games with 104 starts for the Giants and Jets...Career totals include 404 tackles (198 solo), 35.5 sacks, 145 quarterback hits, 53 tackles for loss, 5 forced fumbles, 2 fumble recoveries, 9 passes defended and one interception.
- » In 2021, Williams started all 17 games and totaled a career-high 81 tackles (34 solo), 6.5 sacks, 14 quarterback hits, 5 tackles for loss, 2 passes defended, 2 forced fumbles and one fumble recovery...Was one of 3 Giants to start every game, joining guard Will Hernandez and defensive lineman Austin Johnson...Williams' 81 tackles were the 4th-most by a defensive lineman in 2021.
- » Posted 3 tackles (one solo), 2 quarterback hits and one tackle for loss vs. Denver (9/12)...Brought down Falcons quarterback Matt Ryan for a 6-yard loss for his first sack of the season vs. Atlanta (9/26)...Logged at least a half-sack in 4 straight games from Oct. 10-Nov. 1...Recorded 1.5 sacks vs. the Rams (10/17) and vs. Carolina (10/24)...Produced a season-high 3 quarterback hits against the Panthers as part of a defense that only allowed 3 points and 173 net yards...Strip-sacked Chiefs quarterback Patrick Mahomes on third down to force a field goal attempt at Kansas City (11/1).
- » Totaled 5 tackles (2 solo), one pass defended and recovered a Derek Carr fumble on the second to last play of the game to preserve a victory vs. Las Vegas (11/7)...Forced his 2nd fumble of the season vs. Dallas (12/19)...Tallied a season-high 8 total tackles (2 solo) at Chicago (1/2)...Sacked quarterback Taylor Heinicke for a 10-yard loss vs. Washington (1/9).
- » In 2020, Williams had the most productive season of his career while playing in all 16 games with 12 starts...He was twice named NFC Defensive Player of the Week...Williams' team-leading 5 sacks were the most by a Giants' player since Jason Pierre-Paul's 14.5 in 2014 and were 7.5 more than any of his teammates, 4.5 more than his previous best total (in 2016) and 11.0 more than he had in 2019...He was 3rd in the NFL with 30 quarterback hits and tied for 6th with 14 tackles for loss...He was 5th on the Giants with 57 tackles (29 solo)...Also had one fumble recovery and one pass defended.
- » Named the NFC Defensive Player of the Week twice in the season's final 5 weeks, following victories at Seattle (12/6) and vs. Dallas (1/3)...He was the first Giants player to win 2 Player of the Week awards in the same season since punter Brad Wing in 2016, the first defensive player to achieve that double since safety Landon Collins that same season and the first defensive lineman to be cited twice since Pierre-Paul in 2011, the season in which the Giants won Super Bowl XLVI.
- » Williams was first honored following the Giants' 17-12 defeat of the NFC West champion Seahawks...Tied his then career high with 2.5 sacks – all in the 2nd half – for 25.5 yards and was credited with 5 of the Giants' 10 pressures of Russell Wilson...In the 3rd quarter, Williams sacked Wilson for a 15-yard loss to help force a Seattle punt. Midway through the 4th quarter, Williams teamed with Jabaa Sheard for a 5-yard sack...And with the Seahawks trying to drive for the go-ahead touchdown, Williams sacked Wilson for a 10-yard loss on 3rd down with 48 seconds remaining, all but ending Seattle's chances to win the game.
- » Against Dallas, Williams had a season-high 7 tackles (5 solo), a career-best 3.0 sacks for 20 yards, 5 quarterback hits and 2 critical pressures in the Giants' 23-19 victory...With 1:53 remaining, the Cowboys had a first-and-goal at the Giants' 7-yard line when Williams sacked Andy Dalton for a 10-yard loss...Two plays later, on third down from the 17, Williams pressured Dalton into throwing a pass that floated into the end zone, where rookie safety Xavier McKinney made a game-saving interception – the first pick of his career.
- » Williams' 3.0 sacks vs. the Cowboys were the most by a Giants player in a game since Dec. 2, 2018, when defensive lineman B.J. Hill had 3.0 in a victory against Chicago.
- » Tallied 6 tackles (3 solo) vs. Cleveland (12/20).
- » Williams had an 8-yard sack and a game-clinching fumble recovery with 49 seconds remaining in a 19-17 victory at Cincinnati (11/29)...Recovered a fumble by quarterback Brandon Allen...Recorded 1.0 sack in 5 other games: at Washington (11/8), vs. Tampa Bay (11/2), vs. Washington (10/18), vs. San Francisco (9/27) and vs. Pittsburgh (9/14).
- » In 2019, Williams started 7 games with the Jets and played in 8 games with 5 starts for the Giants...Registered 20 tackles (8 solo), one pass defended and 5 quarterback hits for the Jets and 26 tackles (13 solo), a half-sack, one forced fumble, 2 tackles for loss and 11 quarterback hits for the Giants...Had 3 tackles (one solo) in his Giants debut vs. Dallas (11/4)...Contributed a season-high 5 solo tackles at Philadelphia (12/9)...Tallied 3 solo stops and forced a Ryan Fitzpatrick fumble on the Dolphins' first possession of the 3rd quarter that was recovered by Sean Chandler...Collected 5 tackles (one solo) and split a 10-yard sack of Carson Wentz with David Mayo vs. Philadelphia (12/29).
- » In 2018, Williams started all 16 games...Finished with 42 tackles (27 solo), 5.0 sacks, 2 passes defended, 20 quarterback hits and matched his career-high with 11 tackles for loss.
- » Set a season-high with 6 total tackles (5 solo) and 2 tackles for loss vs. Miami (9/16)...Picked up his first sack of the season along with 5 tackles (4 solo), 2 tackles for loss and one quarterback hit at Jacksonville (9/30)...Recorded a season-high 2.0 sacks to go with 5 tackles (2 solo), 2 tackles for loss and 3 quarterback hits vs. Denver (10/07).
- » In 2017, Williams started all 16 games...Registered 47 tackles (27 solo), 2.0 sacks, one pass defended, 25 quarterback hits, 3 tackles for loss and his only career interception...Recorded a season-high 7 tackles (3 solo) and 2 quarterback hits vs. Jacksonville (10/1)...Picked up 5 tackles (3 solo), one pass defended and his only career interception at New Orleans (12/17).
- » In 2016, Williams started all 16 games...Tallied 68 tackles (36 solo), 7.0 sacks, 11 tackles for loss and 2 forced fumbles, along with 19 quarterback hits...Earned his first Pro Bowl selection...Had 2.5 sacks and 5 quarterback hits to go with 6 tackles (3 solo) and 2 tackles for loss vs. Cincinnati (9/11)...Picked up his first career forced fumble along with 4 solo tackles at Buffalo (9/15).
- » In his rookie season in 2015, Williams played in 16 games with 15 starts...Recorded 63 tackles (29 solo), 3.0 sacks, 21 quarterback hits and 7 tackles for loss...Had 5 tackles (one solo) in his NFL debut vs. Cleveland (9/13)...Picked up his first career half-sack to go with 6 tackles (one solo), 2 quarterback hits and his first career tackle for loss vs. Philadelphia (9/27)...Recorded a season-high 7 tackles and one tackle for loss vs. Buffalo (11/12)...Registered his first full sack, a 4-yard takedown of Eli Manning, at the Giants (12/6).

COLLEGE

- » Started 35 of 39 career games at the University of Southern California, totaling 218 tackles (111 solo), 21.0 sacks, 36.5 tackles for loss, 4 forced fumbles, 5 fumble recoveries, 2 interceptions and 7 passes defended...As a senior in 2014, started all 13 games and finished with 80 tackles (48 solo), 7.0 sacks, 9.5 tackles for loss, one forced fumble, 3 fumble recoveries, one interception and 3 passes defended...Named first-team All-Pac-12 and first-team All-American...In his junior year, started all 13 games and recorded 74 tackles (32 solo), 6.0 sacks, 13.5 tackles for loss, one forced fumble, and 2 fumble recoveries...Named first-team All-Pac-12 and first-team All-American...As a freshman in 2012, played in 13 games with 9 starts and registered 64 tackles (31 solo), 8.0 sacks, 13.5 tackles for loss, 2 forced fumbles, one interception and 4 passes defended...Named Pac-12 Defensive Freshman of the Year.

OFF-THE-FIELD ACTIVITY

- » Partnered with the NYPD-led Far Rockaway Giants and New York City Police Foundation, during the 2021 season to expand the Far Rockaway Giants into Harlem...Created a PSA to thank SAP for their \$50,000 contribution toward the team's Inspire Change efforts.

PERSONAL

- » Born in Bakersfield, California...Attended Mainland High School in Daytona Beach, Florida...Named All-State Class 6A first team by the Associated Press after his senior year at Mainland...Selected to 2012 Under Armour All-American Game...Was also a standout in the weight throw for Mainland's track team.


LEONARD WILLIAMS' NFL REGULAR SEASON DEFENSIVE STATISTICS

		TACKLES										INTERCEPTIONS					O. FUMB					ST					MISC		
DATE	TEAM	GP	GS	TK	S	A	TR	YDS	SK	YDS	QBR	NO	YDS	LG	TD	FR	FR	TD	YDS	TK	S	A	FR	S	A				
2015	Jets	16	15	63	29	34	7	18	3.0	16.0	21	0	0	0	0	0	0	0	0	0	0	0	0	0	0				
2016	Jets	16	16	68	36	32	11	42	7.0	48.0	19	0	0	0	0	2	0	0	0	0	0	0	0	0	0				
2017	Jets	16	16	47	22	25	3	8	2.0	12.0	25	1	6	6	0	1	0	0	0	0	0	0	0	0	0				
2018	Jets	16	16	42	27	15	11	54	5.0	43.5	20	0	0	0	0	2	0	0	0	0	0	0	0	0	0				
2019	Jets	7	7	20	8	12	0	0	0.0	0.0	5	0	0	0	0	1	0	0	0	0	0	0	0	0	0				
Went from N.Y. Jets to N.Y. Giants.																													
2019	Giants	7	4	26	13	13	2	1	0.5	5.0	11	0	0	0	0	2	1	0	0	0	0	0	0	0	0				
2019	TOTAL	14	11	46	21	25	2	1	0.5	5.0	16	0	0	0	0	3	1	0	0	0	0	0	0	0	0				
2020	Giants	16	12	57	29	28	14	99	11.5	101.5	30	0	0	0	1	0	1	0	0	0	0	0	0	0	0				
2021	Giants	17	17	81	34	47	5	23	6.5	38.5	14	0	0	0	0	2	2	1	0	0	0	0	0	0	0				
NFL TOTALS		111	103	404	198	206	53	245	35.5	264.5	145	1	6	6	0	9	5	2	0	0	0	0	0	0	0				

SINGLE-GAME HIGHS: DEFENSIVE

Total Tackles	10 vs. Indianapolis Colts, Dec 05, 2016
	8 at Chicago Bears, Jan 02, 2022
	7 vs. Los Angeles Rams, Oct 17, 2021
	7 at New Orleans Saints, Oct 03, 2021
	7 vs. Dallas Cowboys, Jan 03, 2021
...3 more at 7.	
Solo Tackles	5 vs. Dallas Cowboys, Jan 03, 2021
	5 at Philadelphia Eagles, Dec 09, 2019
	5 at New England Patriots, Dec 30, 2018
	...1 more at 5.
	3.0 vs. Dallas Cowboys, Jan 03, 2021
Sacks	2.5 at Seattle Seahawks, Dec 06, 2020
	2.5 vs. Cincinnati Bengals, Sep 11, 2016
	2.0 vs. Denver Broncos, Oct 07, 2018
	1.5 vs. Carolina Panthers, Oct 24, 2021
	...1 more at 1.5.
Passes Defensed	2 vs. Minnesota Vikings, Oct 21, 2018
	1 at Philadelphia Eagles, Dec 26, 2021
	1 vs. Las Vegas Raiders, Nov 07, 2021
	1 vs. Dallas Cowboys, Jan 03, 2021
	...4 more at 1.
Forced Fumbles	1 vs. Dallas Cowboys, Dec 19, 2021
	1 at Kansas City Chiefs, Nov 01, 2021
	1 vs. Miami Dolphins, Dec 15, 2019
	...2 more at 1.


Fumble Recoveries	1 vs. Las Vegas Raiders, Nov 07, 2021
	1 at Cincinnati Bengals, Nov 29, 2020
	3 vs. Dallas Cowboys, Jan 03, 2021
Tackles For Loss	2 at Seattle Seahawks, Dec 06, 2020
	2 vs. San Francisco 49ers, Sep 27, 2020
	2 vs. Pittsburgh Steelers, Sep 14, 2020
	...7 more at 2.
	1 at New Orleans Saints, Dec 17, 2017
Interceptions	1 at New Orleans Saints, Dec 17, 2017
Interception Return Yards	6 at New Orleans Saints, Dec 17, 2017



NICHOLAS WILLIAMS

DEFENSIVE LINEMAN

HEIGHT: 6-4
WEIGHT: 309
COLLEGE: SAMFORD
HOW ACQUIRED: FA-16
NFL EXP.: 3RD YEAR



NICHOLAS WILLIAMS' NFL REGULAR SEASON DEFENSIVE STATISTICS

		TACKLES										INTERCEPTIONS				O. FUMBS				ST		MISC.					
DATE	TEAM	GP	GS	TK	S	A	FL	YDS	SK	YDS	QBH	NO	YDS	LG	TD	PD	FF	FR	TD	YDS	TK	S	A	FF	FR	S	A
2014	Chiefs	2	0	0	0	0	0	0.0	0.0	0.0	0	0	0	0	0	0	0	0	0	0	0	0	0	0	0	0	0
2015	Chiefs	14	0	9	5	4	0	0	0.0	0.0	0	0	0	0	0	0	0	0	0	0	0	0	0	0	0	0	0
2016	Chiefs	5	0	5	4	1	0	0	0.0	0.0	0	0	0	0	0	0	0	0	0	0	0	0	0	0	0	0	0
Went from Kansas City to Miami.																											
2016	Dolphins	5	0	3	3	0	0	0	0.0	0.0	0	0	0	0	0	0	0	0	0	0	0	0	0	0	0	0	0
2016	TOTAL	10	0	8	7	1	0	0	0.0	0.0	0	0	0	0	0	0	0	0	0	0	0	0	0	0	0	0	0
2018	Bears	2	0	2	1	1	1	4	0.0	0.0	0	0	0	0	0	0	0	0	0	0	0	0	0	0	0	0	0
2019	Bears	16	5	42	24	18	5	34	6.0	34.0	9	0	0	0	0	2	0	2	0	4	0	0	0	0	0	0	0
2020	Lions	14	13	23	12	11	2	11	1.0	9.0	3	0	0	0	0	2	0	0	0	0	0	0	0	0	0	0	0
2021	Lions	17	17	27	14	13	4	23	0.5	4.0	2	0	0	0	0	1	0	0	0	0	0	0	0	0	0	0	0
NFL TOTALS		75	35	111	63	48	12	72	7.5	47.0	14	0	0	0	0	5	0	2	0	4	0	0	0	0	0	0	0

NICHOLAS WILLIAMS' NFL POSTSEASON DEFENSIVE STATISTICS

		TACKLES										INTERCEPTIONS					O. FUMB					ST				MISC.			
DATE	TEAM	GP	GS	TK	S	A	FL	YDS	SK	YDS	QBH	NO	YDS	LG	TD	PD	FF	FR	TD	YDS	TK	S	A	FF	FR	S	A		
2015	Chiefs	1	0	0	0	0	0	0	0.0	0.0	0	0	0	0	0	0	0	0	0	0	0	0	0	0	0	0	0		
2016	Dolphins	1	0	2	1	1	0	0	0.0	0.0	0	0	0	0	0	0	0	0	0	0	0	0	0	0	0	0	0		
2018	Bears	0	0	0	0	0	0	0	0.0	0.0	0	0	0	0	0	0	0	0	0	0	0	0	0	0	0	0	0		
NFL TOTALS		2	0	2	1	1	0	0	0.0	0.0	0	0	0	0	0	0	0	0	0	0	0	0	0	0	0	0	0		

SINGLE-GAME HIGHS: DEFENSIVE

Total Tackles 7 vs. Minnesota Vikings, Sep 29, 2019
 5 at Green Bay Packers, Sep 20, 2021
 4 at Minnesota Vikings, Oct 10, 2021
 4 at Minnesota Vikings, Dec 29, 2019
 4 vs. New York Giants, Nov 24, 2019
 ...2 more at 4.

Solo Tackles 4 at Green Bay Packers, Sep 20, 2021
 4 at Oakland Raiders, Oct 06, 2019
 3 vs. Minnesota Vikings, Sep 29, 2019
 2 at Atlanta Falcons, Dec 26, 2021
 2 vs. Cincinnati Bengals, Oct 17, 2021
 ...11 more at 2.

Sacks 2.0 vs. Minnesota Vikings, Sep 29, 2019
 1.0 vs. Houston Texans, Nov 26, 2020
 1.0 vs. Detroit Lions, Nov 10, 2019
 1.0 at Philadelphia Eagles, Nov 03, 2019
 ...2 more at 1.0.

Passes Defensed 1 vs. Arizona Cardinals, Dec 19, 2021
 1 vs. Minnesota Vikings, Jan 03, 2021
 1 at Carolina Panthers, Nov 22, 2020
 ...2 more at 1.

Fumble Recoveries 1 vs. New York Giants, Nov 24, 2019
 1 vs. Minnesota Vikings, Sep 29, 2019

Tackles For Loss 2 vs. Minnesota Vikings, Sep 29, 2019
 1 at Atlanta Falcons, Dec 26, 2021
 1 at Pittsburgh Steelers, Nov 14, 2021
 1 vs. Philadelphia Eagles, Oct 31, 2021
 ...7 more at 1.

Longest Opponent's Fumble Return 4 vs. New York Giants, Nov 24, 2019

SINGLE-GAME HIGHS - POSTSEASON: DEFENSIVE

Total Tackles 2 at Pittsburgh Steelers, Jan 08, 2017

Solo Tackles 1 at Pittsburgh Steelers, Jan 08, 2017

2014 GAME-BY-GAME REGULAR-SEASON STATISTICS (CHIEFS)

			TACKLES							INTERCEPTIONS				O. FUMB.			ST.			MISC.								
DATE	OPPONENT	P/S	TK	S	A	SK	YDS	TFL	YDS	QBH	NO	YDS	LG	TD	PD	FF	FR	TD	YDS	TK	S	A	FF	FR	S	A	W/L	SCORE
09/07	Titans										PRACTICE SQUAD																L	10-26
09/14	at Broncos										PRACTICE SQUAD																L	17-24
09/29	Patriots										PRACTICE SQUAD																W	41-14
10/05	at 49ers										PRACTICE SQUAD																L	17-22
10/19	at Chargers										PRACTICE SQUAD																W	23-20
10/26	Rams										PRACTICE SQUAD																W	34-7
11/02	Jets										PRACTICE SQUAD																W	24-10
11/09	at Bills										PRACTICE SQUAD																W	17-13
11/16	Seahawks										PRACTICE SQUAD																W	24-20
11/20	at Raiders										NOT ON ROSTER																L	20-24
11/30	Broncos										INACTIVE																L	16-29
12/07	at Cardinals	P	0	0	0	0.0	0.0	0	0	0	0	0	0	0	0	0	0	0	0	0	0	0	0	0	0	0	L	14-17
12/14	Raiders	P	0	0	0	0.0	0.0	0	0	0	0	0	0	0	0	0	0	0	0	0	0	0	0	0	0	0	W	31-13
12/21	at Steelers										INACTIVE																L	12-20
12/28	Chargers										INACTIVE																W	19-7
2014 TOTALS			2-0			0	0	0	0.0	0.0	0	0	0	0	0	0	0	0	0	0	0	0	0	0	0	0	8-7	

2015 GAME-BY-GAME REGULAR-SEASON STATISTICS (CHIEFS)

			TACKLES							INTERCEPTIONS					O. FUMB			ST			MISC							
DATE	OPPONENT	P/S	TK	S	A	SK	YDS	TFL	YDS	QBH	NO	YDS	LG	TD	PD	FF	FR	TD	YDS	TK	S	A	FF	FR	S	A	W/L	SCORE
09/13	at Texans	P	0	0	0	0.0	0.0	0	0	0	0	0	0	0	0	0	0	0	0	0	0	0	0	0	0	0	W	27-20
09/17	Broncos	P	1	1	0	0.0	0.0	0	0	0	0	0	0	0	0	0	0	0	0	0	0	0	0	0	0	0	L	24-31
09/28	at Packers										INACTIVE														L	28-38		
10/04	at Bengals	P	2	1	1	0.0	0.0	0	0	0	0	0	0	0	0	0	0	0	0	0	0	0	0	0	0	0	L	21-36
10/11	Bears	P	1	0	1	0.0	0.0	0	0	0	0	0	0	0	0	0	0	0	0	0	0	0	0	0	0	0	L	17-18
10/18	at Vikings	P	3	2	1	0.0	0.0	0	0	0	0	0	0	0	0	0	0	0	0	0	0	0	0	0	0	0	L	10-16
10/25	Steelers	P	0	0	0	0.0	0.0	0	0	0	0	0	0	0	0	0	0	0	0	0	0	0	0	0	0	0	W	23-13
11/01	Lions	P	0	0	0	0.0	0.0	0	0	0	0	0	0	0	0	0	0	0	0	0	0	0	0	0	0	0	W	45-10
11/15	at Broncos	P	0	0	0	0.0	0.0	0	0	0	0	0	0	0	0	0	0	0	0	0	0	0	0	0	0	0	W	29-13
11/22	at Chargers	P	0	0	0	0.0	0.0	0	0	0	0	0	0	0	0	0	0	0	0	0	0	0	0	0	0	0	W	33-3
11/29	Bills	P	0	0	0	0.0	0.0	0	0	0	0	0	0	0	0	0	0	0	0	0	0	0	0	0	0	0	W	30-22
12/06	at Raiders	P	0	0	0	0.0	0.0	0	0	0	0	0	0	0	0	0	0	0	0	0	0	0	0	0	0	0	W	34-20
12/13	Chargers	P	0	0	0	0.0	0.0	0	0	0	0	0	0	0	0	0	0	0	0	0	0	0	0	0	0	0	W	10-3
12/20	at Ravens	P	2	1	1	0.0	0.0	0	0	0	0	0	0	0	0	0	0	0	0	0	0	0	0	0	0	0	W	34-14
12/27	Browns										INACTIVE														W	17-13		
01/03	Raiders	P	0	0	0	0.0	0.0	0	0	0	0	0	0	0	0	0	0	0	0	0	0	0	0	0	0	0	W	23-17
2015 TOTALS			14-0	9	5	4	0.0	0.0	0	0	0	0	0	0	0	0	0	0	0	0	0	0	0	0	0	0	11-5	

2016 GAME-BY-GAME REGULAR-SEASON STATISTICS (CHIEFS/DOLPHINS)

			TACKLES							INTERCEPTIONS				O. FUMB			ST			MISC									
DATE	OPPONENT	P/S	TK	S	A	SK	YDS	TFL	YDS	QBH	NO	YDS	LG	TD	PD	FF	FR	TD	YDS	TK	S	A	FF	FR	S	A	W/L	SCORE	
09/11	Chargers	P	2	1	1	0.0	0.0	0	0	0	0	0	0	0	0	0	0	0	0	0	0	0	0	0	0	0	W	33-27+	
09/18	at Texans	P	1	1	0	0.0	0.0	0	0	0	0	0	0	0	0	0	0	0	0	0	0	0	0	0	0	0	L	12-19	
09/25	Jets	P	0	0	0	0.0	0.0	0	0	0	0	0	0	0	0	0	0	0	0	0	0	0	0	0	0	0	W	24-3	
10/02	at Steelers	P	2	2	0	0.0	0.0	0	0	0	0	0	0	0	0	0	0	0	0	0	0	0	0	0	0	0	L	14-43	
10/16	at Raiders	P	0	0	0	0.0	0.0	0	0	0	0	0	0	0	0	0	0	0	0	0	0	0	0	0	0	0	W	26-10	
Went from Chiefs to Dolphins.																													
10/23	Bills		ON INACTIVE LIST																									W	28-25
11/06	Jets		INACTIVE																									W	27-23
11/13	at Chargers		INACTIVE																									W	31-24
11/20	at Rams		INACTIVE																									W	14-10
11/27	49ers	P	0	0	0	0.0	0.0	0	0	0	0	0	0	0	0	0	0	0	0	0	0	0	0	0	0	0	W	31-24	
12/04	at Ravens	P	0	0	0	0.0	0.0	0	0	0	0	0	0	0	0	0	0	0	0	0	0	0	0	0	0	0	L	6-38	
12/11	Cardinals	P	0	0	0	0.0	0.0	0	0	0	0	0	0	0	0	0	0	0	0	0	0	0	0	0	0	0	W	26-23	
12/17	at Jets		INACTIVE																									W	34-13
12/24	at Bills	P	2	2	0	0.0	0.0	0	0	0	0	0	0	0	0	0	0	0	0	0	0	0	0	0	0	0	W	34-31+	
01/01	Patriots	P	1	1	0	0.0	0.0	0	0	0	0	0	0	0	0	0	0	0	0	0	0	0	0	0	0	0	L	14-35	
2016 TOTALS			10-0	8	7	1	0.0	0.0	0	0	0	0	0	0	0	0	0	0	0	0	0	0	0	0	0	0	11-4		

+ - Overtime

2018 GAME-BY-GAME REGULAR-SEASON STATISTICS (BEARS)

TACKLES										INTERCEPTIONS				O. FUMB.				ST.				MISC.						
DATE	OPPONENT	P/S	TK	S	A	SK	YDS	TL	YDS	QBH	NO	YDS	LG	TD	PD	FF	FR	TD	YDS	TK	S	A	FF	FR	S	A	W/L	SCORE
09/09	at Packers	P	0	0	0	0.0	0.0	0	0	0	0	0	0	0	0	0	0	0	0	0	0	0	0	0	0	0	L	23-24
09/17	Seahawks		ON INACTIVE LIST																								W	24-17
09/23	at Cardinals		INACTIVE																								W	16-14
09/30	Buccaneers		INACTIVE																								W	48-10
10/14	at Dolphins		INACTIVE																								L	28-31+
10/21	Patriots		INACTIVE																								L	31-38
10/28	Jets		INACTIVE																								W	24-10
11/04	at Bills	P	2	1	1	0.0	0.0	1	4	0	0	0	0	0	0	0	0	0	0	0	0	0	0	0	0	W	41-9	
11/11	Lions		INACTIVE																								W	34-22
11/18	Vikings		INACTIVE																								W	25-20
11/22	at Lions		INACTIVE																								W	23-16
12/02	at Giants		INACTIVE																								L	27-30+
12/09	Rams		INACTIVE																								W	15-6
12/16	Packers		INACTIVE																								W	24-17
12/23	at 49ers		INACTIVE																								W	14-9
12/30	at Vikings		ON INACTIVE LIST																								W	24-10
2018 TOTALS		2-0	2	1	1	0.0	0.0	1	4	0	0	0	0	0	0	0	0	0	0	0	0	0	0	0	0	0	12-4	
+ : Overtime																												

+ - Overtime

2019 GAME-BY-GAME REGULAR-SEASON STATISTICS (BEARS)

DATE	OPPONENT	P/S	TACKLES								INTERCEPTIONS				O. FUMB				ST				MISC		W/L	SCORE	
			TK	S	A	SK	YDS	TL	YDS	QBH	NO	YDS	LG	TD	PD	FF	FR	TD	YDS	TK	S	A	FF	FR			S
09/05	Packers	P	0	0	0	0.0	0.0	0	0	0	0	0	0	0	0	0	0	0	0	0	0	0	0	0	0	L	3-10
09/15	at Broncos	P	2	2	0	1.0	1.0	1	1	1	0	0	0	0	0	0	0	0	0	0	0	0	0	0	0	W	16-14
09/23	at Commanders	P	3	1	2	1.0	11.0	1	11	2	0	0	0	0	0	0	0	0	0	0	0	0	0	0	0	W	31-15
09/29	Vikings	S	7	3	4	2.0	14.0	2	14	2	0	0	0	0	0	1	0	0	0	0	0	0	0	0	0	W	16-6
10/06	at Raiders	P	4	4	0	0.0	0.0	0	0	0	0	0	0	1	0	0	0	0	0	0	0	0	0	0	0	L	21-24
10/20	Saints	P	1	1	0	0.0	0.0	0	0	0	0	0	0	1	0	0	0	0	0	0	0	0	0	0	0	L	25-36
10/27	Chargers	P	0	0	0	0.0	0.0	0	0	1	0	0	0	0	0	0	0	0	0	0	0	0	0	0	0	L	16-17
11/03	at Eagles	P	4	2	2	1.0	0.0	0	0	1	0	0	0	0	0	0	0	0	0	0	0	0	0	0	0	L	14-22
11/10	Lions	P	3	2	1	1.0	8.0	1	8	2	0	0	0	0	0	0	0	0	0	0	0	0	0	0	0	W	20-13
11/17	at Rams	P	3	1	2	0.0	0.0	0	0	0	0	0	0	0	0	0	0	0	0	0	0	0	0	0	0	L	7-17
11/24	Giants	P	4	2	2	0.0	0.0	0	0	0	0	0	0	0	0	1	0	4	0	0	0	0	0	0	0	W	19-14
11/28	at Lions	S	1	1	0	0.0	0.0	0	0	0	0	0	0	0	0	0	0	0	0	0	0	0	0	0	0	W	24-20
12/05	Cowboys	S	2	1	1	0.0	0.0	0	0	0	0	0	0	0	0	0	0	0	0	0	0	0	0	0	0	W	31-24
12/15	at Packers	P	2	1	1	0.0	0.0	0	0	0	0	0	0	0	0	0	0	0	0	0	0	0	0	0	0	L	13-21
12/22	Chiefs	S	2	1	1	0.0	0.0	0	0	0	0	0	0	0	0	0	0	0	0	0	0	0	0	0	0	L	3-26
12/29	at Vikings	S	4	2	2	0.0	0.0	0	0	0	0	0	0	0	0	0	0	0	0	0	0	0	0	0	0	W	21-19
2019 TOTALS			16-5	42	24	18	6.0	34.0	5	34	9	0	0	0	0	2	0	2	0	4	0	0	0	0	0	8-8	

2020 GAME-BY-GAME REGULAR-SEASON STATISTICS (LIONS)

DATE	OPPONENT	P/S	TACKLES								INTERCEPTIONS				O. FUMB				ST				MISC		W/L	SCORE			
			TK	S	A	SK	YDS	TL	YDS	QBH	NO	YDS	LG	TD	PD	FF	FR	TD	YDS	TK	S	A	FF	FR			S	A	
09/13	Bears	S	2	1	1	0.0	0.0	0	0	0	0	0	0	0	0	0	0	0	0	0	0	0	0	0	0	L	23-27		
09/20	at Packers									ON INACTIVE LIST																		L	21-42
09/27	at Cardinals	S	3	2	1	0.0	0.0	0	0	0	0	0	0	0	0	0	0	0	0	0	0	0	0	0	0	W	26-23		
10/04	Saints	S	1	0	1	0.0	0.0	0	0	0	0	0	0	0	0	0	0	0	0	0	0	0	0	0	0	L	29-35		
10/18	at Jaguars	S	1	1	0	0.0	0.0	1	2	0	0	0	0	0	0	0	0	0	0	0	0	0	0	0	0	W	34-16		
10/25	at Falcons	S	2	1	1	0.0	0.0	0	0	0	0	0	0	0	0	0	0	0	0	0	0	0	0	0	0	W	23-22		
11/01	Colts	S	2	2	0	0.0	0.0	0	0	0	0	0	0	0	0	0	0	0	0	0	0	0	0	0	0	L	21-41		
11/08	at Vikings	S	3	1	2	0.0	0.0	0	0	1	0	0	0	0	0	0	0	0	0	0	0	0	0	0	0	L	20-34		
11/15	Commanders									ON INACTIVE LIST																		W	30-27
11/22	at Panthers	S	2	0	2	0.0	0.0	0	0	0	0	0	0	1	0	0	0	0	0	0	0	0	0	0	0	L	0-20		
11/26	Texans	P	2	1	1	1.0	9.0	1	9	1	0	0	0	0	0	0	0	0	0	0	0	0	0	0	0	L	25-41		
12/06	at Bears	S	3	1	2	0.0	0.0	0	0	0	0	0	0	0	0	0	0	0	0	0	0	0	0	0	0	W	34-30		
12/13	Packers	S	0	0	0	0.0	0.0	0	0	0	0	0	0	0	0	0	0	0	0	0	0	0	0	0	0	L	24-31		
12/20	at Titans	S	0	0	0	0.0	0.0	0	0	0	0	0	0	0	0	0	0	0	0	0	0	0	0	0	0	L	25-46		
12/26	Buccaneers	S	1	1	0	0.0	0.0	0	0	1	0	0	0	0	0	0	0	0	0	0	0	0	0	0	0	L	7-47		
01/03	Vikings	S	1	1	0	0.0	0.0	0	0	0	0	0	0	1	0	0	0	0	0	0	0	0	0	0	0	L	35-37		
2020 TOTALS			14-13			23	12	11	1.0	9.0	2	11	3	0	0	0	0	2	0	0	0	0	0	0	0	5-11			

2021 GAME-BY-GAME REGULAR-SEASON STATISTICS (LIONS)

DATE	OPPONENT	P/S	TACKLES							INTERCEPTIONS				O. FUMB			ST			MISC		W/L	SCORE				
			TK	S	A	SK	YDS	TFL	YDS	QBH	NO	YDS	LG	TD	PD	FF	FR	TD	YDS	TK	S			A	FF	FR	S
09/12	49ers	S	1	0	1	0.0	0.0	0	0	0	0	0	0	0	0	0	0	0	0	0	0	0	0	0	0	L	33-41
09/20	at Packers	S	5	4	1	0.5	4.0	1	0	2	0	0	0	0	0	0	0	0	0	0	0	0	0	0	0	L	17-35
09/26	Ravens	S	1	0	1	0.0	0.0	0	0	0	0	0	0	0	0	0	0	0	0	0	0	0	0	0	0	L	17-19
10/03	at Bears	S	3	1	2	0.0	0.0	0	0	0	0	0	0	0	0	0	0	0	0	0	0	0	0	0	0	L	14-24
10/10	at Vikings	S	4	2	2	0.0	0.0	0	0	0	0	0	0	0	0	0	0	0	0	0	0	0	0	0	0	L	17-19
10/17	Bengals	S	2	2	0	0.0	0.0	0	0	0	0	0	0	0	0	0	0	0	0	0	0	0	0	0	0	L	11-34
10/24	at Rams	S	0	0	0	0.0	0.0	0	0	0	0	0	0	0	0	0	0	0	0	0	0	0	0	0	0	L	19-28
10/31	Eagles	S	2	1	1	0.0	0.0	1	2	0	0	0	0	0	0	0	0	0	0	0	0	0	0	0	0	L	6-44
11/14	at Steelers	S	2	1	1	0.0	0.0	1	19	0	0	0	0	0	0	0	0	0	0	0	0	0	0	0	0	T	16-16
11/21	at Browns	S	1	0	1	0.0	0.0	0	0	0	0	0	0	0	0	0	0	0	0	0	0	0	0	0	0	L	10-13
11/25	Bears	S	1	0	1	0.0	0.0	0	0	0	0	0	0	0	0	0	0	0	0	0	0	0	0	0	0	L	14-16
12/05	Vikings	S	1	0	1	0.0	0.0	0	0	0	0	0	0	0	0	0	0	0	0	0	0	0	0	0	0	W	29-27
12/12	at Broncos	S	0	0	0	0.0	0.0	0	0	0	0	0	0	0	0	0	0	0	0	0	0	0	0	0	0	L	10-38
12/19	Cardinals	S	0	0	0	0.0	0.0	0	0	0	0	0	0	0	1	0	0	0	0	0	0	0	0	0	0	W	30-12
12/26	at Falcons	S	2	2	0	0.0	0.0	1	2	0	0	0	0	0	0	0	0	0	0	0	0	0	0	0	0	L	16-20
01/02	at Seahawks	S	0	0	0	0.0	0.0	0	0	0	0	0	0	0	0	0	0	0	0	0	0	0	0	0	0	L	29-51
01/09	Packers	S	2	1	1	0.0	0.0	0	0	0	0	0	0	0	0	0	0	0	0	0	0	0	0	0	0	W	37-30
2021 TOTALS		17-17	27	14	13	0.5	4.0	4	23	2	0	0	0	0	1	0	0	0	0	0	0	0	0	0	0	3-13-1	

2015 GAME-BY-GAME POSTSEASON STATISTICS (CHIEFS)


DATE	OPPONENT	P/S	TACKLES							INTERCEPTIONS				O. FUMB			ST			MISC		W/L	SCORE				
			TK	S	A	SK	YDS	TFL	YDS	QBH	NO	YDS	LG	TD	PD	FF	FR	TD	YDS	TK	S			A	FF	FR	S
01/09	at Texans	P	0	0	0	0.0	0.0	0	0	0	0	0	0	0	0	0	0	0	0	0	0	0	0	0	0	W	30-0
01/16	at Patriots										INACTIVE															L	20-27
2015 TOTALS			1-0	0	0	0	0.0	0.0	0	0	0	0	0	0	0	0	0	0	0	0	0	0	0	0	0	1-1	

2016 GAME-BY-GAME POSTSEASON STATISTICS (DOLPHINS)

			TACKLES							INTERCEPTIONS					O. FUMB			ST			MISC								
DATE	OPPONENT	P/S	TK	S	A	SK	YDS	TFL	YDS	QBH	NO	YDS	LG	TD	PD	FF	FR	TD	YDS	TK	S	A	FF	FR	S	A	W/L	SCORE	
01/08	at Steelers	P	2	1	1	0.0	0.0	0	0	0	0	0	0	0	0	0	0	0	0	0	0	0	0	0	0	0	L	12-30	
2016 TOTALS			1-0	2	1	1	0.0	0.0	0	0	0	0	0	0	0	0	0	0	0	0	0	0	0	0	0	0	0	0-1	

2018 GAME-BY-GAME POSTSEASON STATISTICS (BEARS)


			TACKLES							INTERCEPTIONS					O. FUMB			ST			MISC							
DATE	OPPONENT	P/S	TK	S	A	SK	YDS	TFL	YDS	QBH	NO	YDS	LG	TD	PD	FF	FR	TD	YDS	TK	S	A	FF	FR	S	A	W/L	SCORE
01/06	Eagles		INACTIVE																				L	15-16				
2018 TOTALS			0	0	0	0	0	0	0	0	0	0	0	0	0	0	0	0	0	0	0	0	0	0	0	0	0	0-1



RODARIUS WILLIAMS

CORNERBACK

HEIGHT: 6-0
WEIGHT: 195
COLLEGE: OKLAHOMA STATE
HOW ACQUIRED: D6-'21
NFL EXP.: 2ND YEAR
GIANTS EXP.: 2ND YEAR



25

[roh-DARE-ee-us]

TRANSACTIONS

- » Originally a 6th-round (201st pick overall) draft choice by the Giants in 2021.

CAREER HIGHLIGHTS

- » As a rookie in 2021, Williams played in 5 games and had one solo tackle.
- » Made his NFL debut vs. Denver (9/12)...Played a career-high 17 defensive snaps and made one tackle vs. Atlanta (9/26)...Tore his right ACL at Dallas (10/10) and spent the rest of the season on injured reserve.

COLLEGE

- » Williams set an Oklahoma State record with 48 consecutive starts (2017-20), the longest streak among all FBS defensive backs in his senior season...Totaled 168 tackles (137 solo), 5.5 stops for loss, 2 interceptions, 31 passes defended and one forced fumble...Williams' 31 pass breakups ranked 6th in school history.
- » In 2020, Williams started the first 9 games of the season before missing the final 2 in order to rehabilitate an injury and prepare for the NFL Draft...Earned 2nd-team All-Big 12 honors...His 7 pass breakups tied for the team lead...As a junior in 2019, started all 13 games...Ranked 5th on the team with a career-best 58 tackles (48 solo) and also had 6 pass breakups, and 1.5 tackles for loss...In 2018, started 13 games...Led the Cowboys with 2 interceptions and ranked 2nd with 8 pass breakups...Had 49 tackles (40 solo)...As a freshman in 2017, started all 13 games and seldom left the field when the Cowboys were on defense...Collected 44 tackles (36 solo)...His 10 passes broken up ranked 2nd on the team and matched the Oklahoma State freshman record set by Chris Rockins in 1980...Redshirted in 2016.

OFF-THE-FIELD ACTIVITY

- » Partnered with the STEM Alliance and Children's Village during the 2021 season to provide access to STEM learning opportunities for all children.

PERSONAL

- » Majored in university studies/business...First name is pronounced roh-DARE-ee-us...Raised in Shreveport, where he attended Calvary Baptist High School and was a teammate of where he played with future FBS players like QB Shea Patterson (Michigan), DB Chanse Sylvie (Oklahoma), WR Shun Brown (Arizona) and his brother, CB Greedy Williams (LSU)...Helped lead Calvary Baptist to back-to-back Division-III state championships in 2013 and 2014...As a junior, tallied 31 tackles, one fumble recovery, 6 pass breakups and 5 interceptions, including 2 he returned for touchdowns...In his senior season, earned all-district and all-state honors after finishing with 38 tackles and 4 interceptions (2 touchdowns)...Also forced one fumble, returned a kickoff for 46 yards and caught 2 passes for 81 yards...Was also a standout basketball player and competed on the track and field team...Son of Lakesha Williams.

RODARIUS WILLIAMS' NFL REGULAR SEASON DEFENSIVE STATISTICS

		TACKLES										INTERCEPTIONS					O. FUMB				ST				MISC		
DATE	TEAM	GP	GS	TK	S	A	TH	YDS	SK	YDS	QBH	NO	YDS	LG	TD	PD	FF	FR	TD	YDS	TK	S	A	FF	FR	S	A
2021	Giants	5	0	1	1	0	0	0.0	0.0	0.0	0	0	0	0	0	0	0	0	0	0	0	0	0	0	0	0	0
NFL TOTALS		5	0	1	1	0	0	0.0	0.0	0.0	0	0	0	0	0	0	0	0	0	0	0	0	0	0	0	0	0

SINGLE-GAME HIGHS: DEFENSIVE

Total Tackles 1 vs. Atlanta Falcons, Sep 26, 2021

Solo Tackles 1 vs. Atlanta Falcons, Sep 26, 2021



OSHANE XIMINES

LINEBACKER

HEIGHT: 6-4
WEIGHT: 250
COLLEGE: OLD DOMINION
HOW ACQUIRED: D3-'19
NFL EXP.: 3RD YEAR
GIANTS EXP.: 3RD YEAR



TRANSACTIONS

- » Originally a 3rd-round (95th pick overall) draft choice by the Giants in 2019.

CAREER HIGHLIGHTS

- » Ximines has played in 30 games with 5 starts...Totals include 41 tackles (19 solo), 4.5 sacks, 6 tackles for loss, 14 quarterback hits and 4 passes defended.
- » In 2021, Ximines played in 10 games...Inactive for 6 games and missed the game vs. Dallas (12/19) while on the reserve/COVID-19 list...Totaled 12 tackles (4 solo), 3 passes defended, 2 quarterback hits and one special teams tackle...Had a season-high 4 tackles (one solo) at New Orleans (10/3).
- » In 2020, played in the Giants' first 4 games, with 3 starts...Suffered a shoulder injury at the Rams (10/4) and was placed on injured reserve 5 days later...Underwent surgery to repair his right rotator cuff on Nov. 30...Registered 5 tackles (4 solo), including one for loss...Had 4 tackles (3 solo) vs. San Francisco (9/27).
- » As a rookie in 2019, played in all 16 games with 2 starts...Finished with 24 tackles (11 solo), including 4.5 sacks, which tied him with 2nd-year linebacker Lorenzo Carter for 2nd on the team...Also had 5 tackles for loss, 9 quarterback hits and one pass defended...Had one solo stop in his NFL debut at Dallas (9/8)...Split a 4-yard sack with Markus Golden for his first career half-sack vs. Buffalo (9/15)...Recorded 4 tackles, including a season-high 3 solo and his first solo sack, a 10-yarder of Jameis Winston at Tampa Bay (9/22)...Teamed with Golden to sack Dwayne Haskins for a 10-yard loss and had a pass defended vs. Washington (9/29)...Made his first 2 career starts vs. Minnesota (10/6) and at New England (10/10)...Ximines twice sacked Carson Wentz for losses totaling 13 yards for his first career 2-sack game at Philadelphia (12/9)...Split a 10-yard sack of Ryan Fitzpatrick with Golden vs. Miami (12/15).

COLLEGE

- » Was the first player from Old Dominion ever selected in the NFL Draft...Played in 49 games with 48 starts in 4 seasons at ODU...Career totals included 176 tackles (93 solo) and school-record totals of 33.0 sacks, 51.5 tackles for loss, 33 quarterback hurries, and 11 forced fumbles...Led the Monarchs in sacks in each of his 4 seasons...Added 3 fumble recoveries, 1 interception, and 12 pass breakups...In 2018, started all 12 games...Conference USA first-team defensive end...First ODU player to receive invitation to Reese's Senior Bowl...Conference USA All-Academic Team...Finished 5th in FBS with a school-record 12.0 sacks and tied for 10th with 18.5 tackles for loss...Tied for 6th in FBS and again tied the school record with 4 forced fumbles...Was 2nd among active FBS players with 33 career sacks...Finished 6th among active FBS players with 11 career forced fumbles...Totaled a career-high 58 tackles (32 solo), secured his first career interception, had 2 pass breakups and blocked 1 kick...Had a team-high 14 quarterback hurries...Totaled a career-high 9 tackles, including 1.5 sacks and 2 tackles for loss, vs. North Texas...In 2017, started all 12 games...Conference USA first-team defensive end...Led the team with 8.5 sacks and 14 tackles for loss...Totaled 44 tackles (27 solo) and tied ODU's single-season record with 4 forced fumbles...Had 3 pass breakups and a team-high 7 quarterback hurries...In 2016, played in all 13 games with 12 starts...Conference USA 2nd-team defensive end...Seventh on the team with 42 tackles (22 solo)...Had a team-best and school-record 7.5 sacks, and 11.5 tackles for loss...In 2015, started all 12 games at defensive end...Conference USA all-freshman team...Had 32 tackles (12 solo) and a team-high 5.0 sacks and 7.5 tackles for loss...Added a team-high 9 quarterback hurries and 1 fumble recovery...Redshirted in 2014.

OFF-THE-FIELD ACTIVITY

- » Teamed up with the Far Rockaway Colts and the NYPD, throughout the 2020 season to improve police-community relations and education through football in Far Rockaway, Queens through the Team of Teams initiative.

PERSONAL

- » First player in NFL history whose last name begins with X...Business finance major...Notched 35 career sacks and 145 total tackles at Hertford County High School in Ahoskie, N.C...Had 6.0 sacks in 1 game as a senior...Recorded 65 tackles and 14.0 sacks as a junior...Two-time Defensive MVP and 2-time all-conference selection...Son of Delroy Ximines and Dane McDonald.

OSHANE XIMINES' NFL REGULAR SEASON DEFENSIVE STATISTICS

		TACKLES										INTERCEPTIONS					O. FUMB				ST			MISC			
DATE	TEAM	GP	GS	TK	S	A	TFL	YDS	SK	YDS	QBH	NO	YDS	LG	TD	PD	FF	FR	TD	YDS	TK	S	A	FF	FR	S	A
2019	Giants	16	2	24	11	13	5	28	4.5	35.0	9	0	0	0	0	1	0	0	0	0	1	0	1	0	0	0	0
2020	Giants	4	3	5	4	1	1	1	0.0	0.0	3	0	0	0	0	0	0	0	0	0	0	0	0	0	0	0	
2021	Giants	10	0	12	4	8	0	0	0.0	0.0	2	0	0	0	0	3	0	0	0	0	1	0	1	0	0	0	0
NFL TOTALS		30	5	41	19	22	6	29	4.5	35.0	14	0	0	0	0	4	0	0	0	0	2	0	2	0	0	0	0

SINGLE-GAME HIGHS: DEFENSIVE

Total Tackles	4 at New Orleans Saints, Oct 03, 2021 4 vs. San Francisco 49ers, Sep 27, 2020 4 vs. Minnesota Vikings, Oct 06, 2019 ...1 more at 4.	Passes Defensed	1 at Kansas City Chiefs, Nov 01, 2021 1 vs. Carolina Panthers, Oct 24, 2021 1 at New Orleans Saints, Oct 03, 2021 ...1 more at 1.
Solo Tackles	3 vs. San Francisco 49ers, Sep 27, 2020 3 at Tampa Bay Buccaneers, Sep 22, 2019 2 at Philadelphia Eagles, Dec 09, 2019 2 vs. Minnesota Vikings, Oct 06, 2019 1 vs. Los Angeles Rams, Oct 17, 2021 ...8 more at 1.	Tackles For Loss	2 at Philadelphia Eagles, Dec 09, 2019 1 at Chicago Bears, Sep 20, 2020 1 vs. Minnesota Vikings, Oct 06, 2019 1 at Tampa Bay Buccaneers, Sep 22, 2019 ...1 more at 1.
Sacks	2.0 at Philadelphia Eagles, Dec 09, 2019 1.0 at Tampa Bay Buccaneers, Sep 22, 2019 0.5 vs. Miami Dolphins, Dec 15, 2019 0.5 vs. Washington Redskins, Sep 29, 2019 0.5 vs. Buffalo Bills, Sep 15, 2019	Special Teams Tackles	1 vs. Washington Football Team, Jan 09, 2022 1 vs. Dallas Cowboys, Nov 04, 2019

GIANTS




**AUSTIN
ALLEN**
TIGHT END
 HEIGHT: 6-8
 WEIGHT: 253
 COLLEGE: NEBRASKA
 HOW ACQUIRED: FA-'22
 NFL EXP.: R
 GIANTS EXP.: R

ny
 46

Originally signed as a rookie free agent by the Giants on May 12, 2022...Played in 44 games with 24 starts at Nebraska...Caught 65 passes for 975 yards (15.0-yard avg.) and 3 touchdowns...Academic All-Big Ten every year from 2018-21...In 2021, started all 12 games and recorded 38 receptions for 602 yards, both single-season records for a Nebraska tight end...Scored 2 touchdowns...Voted first-team All-Big Ten by the media and second team by the league's coaches...Named Big Ten Tight End of the Year...Had 7 receptions for a school tight end-record 143 yards at Wisconsin...Tallied 5 catches for 121 yards and one touchdown at Minnesota...Scored on a career-long 46-yard reception vs. Michigan...In 2020, played in all 8 games with 7 starts and had 18 receptions for 236 yards...Caught 7 passes as a sophomore in 2019 and 2 as a redshirt freshman in 2018...Earned his bachelor's degree as a mechanized systems management major in May 2021...Multi-sport standout at Aurora (Neb.) High School who was regarded as the consensus top prospect in Nebraska in the 2017 recruiting class...Limited by injuries as a senior...In his junior season, starred on both offense and defense...Registered 41 receptions for 507 yards and 8 touchdowns and made 51 tackles, including 5 stops for loss and had 5 interceptions at linebacker for a team that was 12-1 record and a Class B runner-up.

GIANTS



**RYDER
ANDERSON**
DEFENSIVE END
 HEIGHT: 6-6
 WEIGHT: 276
 COLLEGE: INDIANA
 HOW ACQUIRED: FA-'22
 NFL EXP.: R
 GIANTS EXP.: R

ny
 90


Originally signed as a rookie free agent by the Giants on May 14, 2022...Played 4 seasons at Ole Miss before concluding his collegiate career at Indiana in 2021...In 50 career games, totaled 147 tackles (66 solo), 10.5 sacks, 2 forced fumbles and one fumble recovery...In 2021, named honorable mention All-Big Ten (coaches) and the earned the Hoosiers' Chris Dal Sasso Award as the team's most outstanding lineman...Started all 12 games and led Indiana's defensive linemen with 48 tackles (28 solo), 3.5 sacks and 8.5 tackles for loss...Had season highs of 8 tackles (7 solo) and 2.0 sacks vs. Cincinnati...In 2020 at Ole Miss, recorded 43 tackles (18 solo) and 2.5 sacks...Posted 14 tackles and 2.5 stops for loss for loss in 5 games in 2019 before suffering a season-ending leg injury at Alabama on Sept. 28...Graduated from Ole Miss with a bachelor's in integrated marketing communications in May 2020...Played defensive end, outside linebacker, and tight end at Katy (Texas) High School, where the football team was 55-6 in his career, including 10-3 as a senior and a perfect 16-0 state championship season as a junior...Uncle, Mark, was a 7-year NFL defensive end.



ALEX BACHMAN

WIDE RECEIVER

HEIGHT: 6-0
WEIGHT: 190
COLLEGE: WAKE FOREST
HOW ACQUIRED: FA-'19
NFL EXP.: 1ST YEAR
GIANTS EXP.: 1ST YEAR



81

(BOOK-men)

TRANSACTIONS

- » Originally signed as a rookie free agent by the Los Angeles Rams on April 29, 2019...Waived by Los Angeles on Sept. 5, 2019...Signed to the Giants' practice squad on Nov. 12, 2019...Signed to a reserve/futures contract by the Giants on Dec. 30, 2019...Signed to a reserve/futures contract by the Giants on Jan. 4, 2020...Waived by the Giants on Sept. 5, 2020 and signed to their practice squad the following day...Waived on Sept. 15, 2020 and re-signed to the Giants' practice squad on Oct. 5, 2020...Activated from the practice squad on Oct. 22, 2020 and returned to the practice squad the following day...Signed to a reserve/futures contract by the Giants on Jan. 4, 2021...Released by the Giants on Sept. 2, 2021...Signed to the Giants' practice squad on Nov. 3, 2021...Added to the active roster on Dec. 18, 2021, Jan 1 and 8, 2022...Signed to a reserve/futures contract by the Giants on Jan. 11, 2022.

CAREER HIGHLIGHTS

- » Bachman has played in 4 games, including 3 in 2021, when he had one rushing attempt for minus-3 yards, one punt return for 16 yards, 4 kickoff returns for a 23.5-yard average and one special teams tackle.
- » Made his season debut vs. Dallas (12/19) and had one special teams tackle...Played a season-high 36 snaps (25 offense, 11 special teams) vs. Washington (1/9) and compiled all of his season stats - one rushing attempt for minus-3 yards, one punt return for 16 yards and 4 kickoff returns for a 23.5-yard average, with a long of 27 yards.
- » In 2020, was on the field for one snap in his only regular-season game, at Philadelphia (10/22)...Spent the final 6 weeks of the 2019 season and most of the 2020 season on the Giants' practice squad.

COLLEGE

- » Played in 32 games in 4 seasons at Wake Forest and caught 82 passes for 1,162 yards (14.2-yard avg.) and 10 touchdowns...As a senior in 2018, played in 11 games and posted career-best totals of 37 receptions for 541 yards and 6 touchdowns...In 2017, played in 9 games and totaled 21 receptions for 365 yards (career-high 17.4 yards-per-catch) and 3 touchdowns...As a sophomore in 2016, caught 23 passes for 248 yards and 1 touchdown...As a freshman in 2015, played in one game and had one reception for 8 yards.

OFF-THE-FIELD ACTIVITY

- » Joined forces with Eva's Village throughout the 2020 season to personally mentor Eva's clients experiencing poverty and substance use disorders in Paterson, N.J. through the Team of Teams initiative...Represented the Jessie Rees Foundation, which offers a network of resources to support families in need, during the NFL's Week 13 My Cause My Cleats initiative.

PERSONAL

- » Attended Oaks Christian High School in Westlake Village, Calif...Three-sport athlete in football, track and basketball...Named a captain of the football team as a senior...Member of the 4x100 and 4x400 relay teams as well as a decathlete...Started as a junior at free safety and posted 5 interceptions and 95 tackles...Had 12 catches and one touchdown before an injury cut his senior season short...Relay team tied school record in 300 meter hurdles...Son of David and Leslie Bachman.

ALEX BACHMAN'S NFL REGULAR SEASON RUSHING/RECEIVING STATISTICS

DATE	TEAM	RECEIVING						RUSHING					
		GP	GS	NO.	YDS.	AVG.	LG	TD	NO.	YDS.	AVG.	LG	TD
2019	Rams	0	0	0	0	0.0	0	0	0	0	0.0	0	0
2020	Giants	1	0	0	0	0.0	0	0	0	0	0.0	0	0
2021	Giants	3	0	0	0	0.0	0	0	1	-3	-3.0	-3	0
NFL TOTALS		4	0	0	0	0.0	0	0	1	-3	-3.0	0	0

ALEX BACHMAN'S NFL REGULAR SEASON RETURN STATISTICS

		KICKOFF RETURNS					PUNT RETURNS					
DATE	TEAM	RET.	YDS.	AVG.	LG	TD	NO.	FC	YDS.	AVG.	LG	TD
2019	Rams	0	0	0.0	0	0	0	0	0	0.0	0	0
2020	Giants	0	0	0.0	0	0	0	0	0	0.0	0	0
2021	Giants	4	94	23.5	27	0	1	1	16	16.0	16	0
NFL TOTALS		4	94	23.5	27	0	1	1	16	16.0	16	0

GIANTS



**JASHAUN
CORBIN**
RUNNING BACK
 HEIGHT: 5-11
 WEIGHT: 203
 COLLEGE: FLORIDA STATE
 HOW ACQUIRED: FA-'22
 NFL EXP.: R
 GIANTS EXP.: R

ny
 25

[JAY-shawn]

Originally signed as a rookie free agent by the Giants on May 13, 2022...Played 2 seasons for both Texas A&M and Florida State...In 35 career games, had 320 carries for 1,771 yards (5.5-yard avg.) and 14 touchdowns with a long run of 89 yards and 60 receptions for 360 yards and 2 scores...As a senior in 2021, started all 12 games for FSU and totaled 1,159 all-purpose yards...Rushed 143 times for 887 yards and 7 touchdowns, added 144 yards and one touchdown on a team-high 25 receptions (all career-high totals) and 128 yards on 7 kickoff returns...Led the ACC and ranked 16th nationally with average of 6.2 yards-per-carry...Third-team All-ACC...Had the 2 longest rushes in ACC with an 89-yard touchdown vs. Notre Dame and 75-yard score vs. Louisville...In 2020, played in all 9 games with 8 starts and totaled 548 all-purpose yards...Rushed for 401 yards and 5 touchdowns on 81 carries, 19 passes for 115 yards and added 32 yards on 2 kickoff returns...Selected to All-ACC Academic Team...In his final season at Texas A&M in 2019, started the first 2 games before suffering a season-ending leg injury...In 2018, played in 12 games had 61 carries for 346 yards and one touchdown, 10 catches for 85 yards and a career-high 14 kickoff returns for a 30.1-yard average, including a 100-yard touchdown...Named to the SEC All-Freshman Team...Social science major...Starred at Rockledge (Fla.) High School, where he recorded 2,252 all-purpose yards and 23 touchdowns as a senior in 2017.

GIANTS




**YUSUF
CORKER**
SAFETY
 HEIGHT: 6-0
 WEIGHT: 199
 COLLEGE: KENTUCKY
 HOW ACQUIRED: FA-'22
 NFL EXP.: R
 GIANTS EXP.: R


ny
 21

[YUUF-corker]

Originally signed as a rookie free agent by the Giants on May 12, 2022...Played in 50 games, including 37 consecutive starts... Totaled 240 tackles (133 solo), 6.5 tackles for loss, 14 pass breakups, 3 interceptions, 2 fumble recoveries and one forced fumble...Twice elected captain by his teammates...In 2021, started all 13 games and totaled 81 tackles (2nd on the team, including 44 solo) with 3.5 tackles for loss, 1.0 sack and a team-high 8 pass breakups...Selected to play in the Senior Bowl...In 2020, played in all 11 games, finishing 2nd on the team in tackles with 77 (39 solo)...Also had 2.5 tackles for loss, 2 interceptions and one forced fumble...Named to SEC Fall Academic Honor Roll...In 2019, Started all 13 games and led the Wildcats with 74 tackles (46 solo)...Also had 4 pass breakups, one interception and 2 fumble recoveries...In 2018, played in all 13 games and made 8 tackles (4 solo)...Redshirted in 2017... Graduated in May 2021 with a degree in economics...Married longtime girlfriend, Tarryn Todd-Long, in February 2021...They have one daughter, Amirah...Played defensive back and wide receiver at Woodland High School in Stockbridge, Ga...A 4-year starter who totaled 105 tackles (82 solo) and 15 interceptions...As a senior, made 40 tackles (23 solo), 5 interceptions, 2 fumble recoveries and 2 blocked punts, plus 20 receptions for 447 yards and 4 touchdowns.



**DARREN
EVANS**
CORNERBACK
 HEIGHT: 6-2
 WEIGHT: 179
 COLLEGE: LSU
 HOW ACQUIRED: FA-'22
 NFL EXP.: R
 GIANTS EXP.: R



Originally signed as a rookie free agent by the Giants on May 12, 2022...Spent 2 years at LSU after transferring from Nicholls State prior to the 2020 season...Played in 22 games at LSU at 58 in his career...Concluded LSU career with 33 tackles, 4 pass breakups and 3 quarterback hurries...Earned 2nd-team All-Southland Conference honors as a sophomore at Nicholls in 2018...In 2021, played in 13 games, including starts in the final 5 games...Recorded 27 tackles (20 solo), 4 pass breakups and 3 quarterback hurries...Set LSU career-best with 7 tackles vs. Kansas State in the Texas Bowl...In 2020, played in 9 games with one start and had 6 tackles (5 solo)...As a junior in at Nicholls in 2019, started all 14 games at cornerback...Tied for 5th in the FCS with 15 pass breakups and had one interception and a career-high 47 tackles (33 solo)...In 2018, started all 13 games and posted 33 tackles (22 solo) and 2 interceptions...In 2017, played in 10 games with 5 starts...Finished with 20 tackles (16 solo) and one interception...Redshirted in 2016...Graduated from Nicholls in the spring of 2020 with a degree in interdisciplinary studies...Played offense and defense for Glen Oaks High School in Baton Rouge, La...As a senior, named 2nd-team All-District 3A as a wide receiver and defensive back in his senior year...Played in Red Stick Bowl...As a junior, was 4th in the state in the 400-meter and 3rd in the indoor 400-meter.



**TOMON
FOX**
LINEBACKER
 HEIGHT: 6-2
 WEIGHT: 253
 COLLEGE: NORTH CAROLINA
 HOW ACQUIRED: FA-'22
 NFL EXP.: R
 GIANTS EXP.: R



Originally signed as a rookie free agent by the Giants on May 13, 2022...Played in 60 games with 47 starts in 6 seasons at UNC...Totaled 164 tackles (96 solo)...Ranks 3rd in program history with 29.5 career sacks and 6th with 42 tackles for loss...Also had 4 forced fumbles and 3 fumble recoveries...In 2021, started all 13 games at outside linebacker...Selected 3rd-team All-ACC...Contributed 33 tackles (23 solo), and led the team with 9 tackles for loss and 8.5 sacks, the 5th most in the ACC...In 2020, started all 12 games and tallied 36 tackles (21 solo), 10.5 tackles for loss and 7.0 sacks...All-ACC honorable mention...Earned the team's Bill Koman Award for Outstanding Achievement in Academics, Athletics & Leadership...In 2019, started all 13 games...Collected 41 tackles (21 solo), tied for the team lead with 6.5 sacks and tied for 2nd with 9 tackles for loss...In 2018, started all 8 games in which he played...Posted 27 tackles (17 solo), 2.5 sacks, 8.5 tackles for loss, 2 fumble recoveries and one blocked field goal...In 2017, played in all 12 games and made his first 2 career starts...Had 23 tackles (13 solo) and was 2nd on the team with 4.0 sacks...As a true freshman in 2016, played in the season's first 2 games before suffering a season-ending knee injury vs. Illinois...Earned a bachelor's degree in exercise and sport science...Selected first-team all-state at Collins Hill High School in Suwanee, Ga., where he registered 114 tackles (73 solo), 29 stops for loss, 9.0 sacks, 34 quarterback hurries, 4 forced fumbles and blocked 2 punts as a senior.



**ZYON
GILBERT**
CORNERBACK
 HEIGHT: 6-0
 WEIGHT: 193
 COLLEGE: FLORIDA ATLANTIC
 HOW ACQUIRED: FA-'22
 NFL EXP.: R
 GIANTS EXP.: R


38

[ZYON-in]


Originally signed as a rookie free agent by the Giants on May 12, 2022...Played in 60 games in 5 seasons at FAU...Career totals include 244 tackles (154 solo), 5 interceptions, 26 passes defended, 2 forced fumbles and 1.0 sack...In 2021, named Conference USA honorable mention...Played in 12 games and registered 51 tackles (34 solo), 2 interceptions and 10 passes defended...In 2020, named All-Conference USA honorable mention...Played in 9 games and recorded 46 tackles (29 solo), one interceptions and 5 passes defended...In 2019, played in 13 games and had 44 tackles (31 solo), 2 interceptions and 8 passes defended...In 2018, played in 12 games and finished with 51 tackles (30 solo), and 2 passes defended...As a freshman in 2017, played in 14 games and had a career-high 52 tackles (30 solo)...Communications major...Twice named all-state at Jefferson Davis High School in Montgomery, Ala....Played in the Alabama/Mississippi All-Star Game.



**JEREMIAH
HALL**
FULLBACK
 HEIGHT: 6-2
 WEIGHT: 239
 COLLEGE: OKLAHOMA
 HOW ACQUIRED: FA-'22
 NFL EXP.: R
 GIANTS EXP.: R


27

Originally signed as a rookie free agent by the Giants on May 12, 2022...Played in 52 games with 25 starts at Oklahoma from 2018-21 after redshirting in 2017...Caught 68 passes for 757 yards (11.1-yard avg.) and 12 touchdowns and 13 rushing attempts for 53 yards and one score...In 2021, played in all 13 games with 3 starts...Named to All-Big 12 first team by the league's coaches...First-team Academic All-Big 12...Had 32 receptions for 334 yards (10.4-yard avg.) and tied for 3rd on the team with 4 touchdown catches...Rushed 6 times for 25 yards and one touchdown...In 2020, played in 11 games with 10 starts...First-team All-Big 12 selection by the league's coaches...First-team Academic All-Big 12...Recorded 18 receptions for 218 yards (12.1-yard avg. and 5 touchdowns (2nd on the team)...In 2019, played in all 14 games with 11 starts...All-Big 12 2nd Team selection and an Academic All-Big 12 first team honoree...Caught 16 passes for 169 yards and 3 touchdowns...In 2018, played in all 14 games, including a start in the season finale vs. West Virginia...Registered first career stat with a 2-yard catch vs. Kansas State...Academic All-Big 12 first team...Graduated in July 2020 with a degree in health and exercise science...Pursuing a master's in business administration...Named first-team all-state after tallying 1,005 yards of total offense and 22 touchdowns as a senior at Zebulon B. Vance High School in Charlotte.



**DEVERY
HAMILTON**
OFFENSIVE LINEMAN
 HEIGHT: 6-6
 WEIGHT: 311
 COLLEGE: DUKE
 HOW ACQUIRED: FA-'21
 NFL EXP.: 1ST YEAR
 GIANTS EXP.: 1ST YEAR



Originally signed as a rookie free agent by the Las Vegas Raiders on May 6, 2021...Released on Aug. 6, 2021...Re-signed by Las Vegas on Aug. 23, 2021 and released on Aug. 30, 2021...Signed to Las Vegas' practice squad on Aug. 31, 2021 and released on Sept. 24, 2021...Signed to the Giants' practice squad on Oct. 13, 2021...Signed to a reserve/future contract by the Giants on Jan. 10, 2022...Played one year at Duke after spending 4 seasons at Stanford...Played in 38 games with 21 starts...Three-time academic all-conference selection, twice in the Pac-12 and as a senior in the ACC...Participated in 3 bowl games at Stanford...As a graduate student at Duke in 2020, started all 11 games and blocked for an offense that averaged 379.7 yards of total offense...As a senior at Stanford, played in 4 games before suffering a season-ending ankle injury...As a junior, played in 11 games with 6 starts – 3 at left guard, 2 starts at right guard and one at left tackle, vs. Pittsburgh in the Sun Bowl...As a sophomore, played in 12 games...As a freshman, did not see game action...Born in Stuttgart, Germany and moved to the United States in 2007...Graduated from Stanford in May 2020, with a communications and philosophy degree and from Duke's Fuqua School of Business a year later with a master's degree in management studies...Attended Gilman High School in Baltimore, where he was a 4-year letterman...Led team to 3 conference titles...When he was a senior, team ranked first in Maryland and No. 12 in the nation...Received all-state first team, all-metro first team and all-conference honors...As a junior, earned all-state 2nd team, all-metro 2nd team and all-conference honors...Also lettered in basketball and track.



**JUSTIN
HILLIARD**
LINEBACKER
 HEIGHT: 6-1
 WEIGHT: 231
 COLLEGE: OHIO STATE
 HOW ACQUIRED: W(SF)-'21
 NFL EXP.: 1ST YEAR
 GIANTS EXP.: 1ST YEAR



TRANSACTIONS

- » Originally signed as a rookie free agent by the San Francisco 49ers on May 13, 2021...Waived by San Francisco on Aug. 31, 2021...Awarded off waivers to the Giants on Sept. 1, 2021.

CAREER HIGHLIGHTS

- » In his first NFL season in 2021, Hilliard played in 2 games – 5 special teams snaps at New Orleans (10/3) and 10 at Dallas (10/10) – but had no tackles...Placed on injured reserve with an Achilles tendon injury on Oct. 15.

COLLEGE

- » Played in 50 games with 7 starts in his 6 years at Ohio State (2015-20)...Registered 84 tackles, 9 tackles for loss, 3 fumble recoveries, 2 interceptions and one forced fumble...Overcame numerous injuries, including a torn meniscus in his knee, biceps tears in each arm and torn Achilles...Was granted a 6th season of eligibility...In 2020, he was a team captain and played in 6 games (4 starts)...Tallied 33 tackles, 5 stops for loss, 3 fumble recoveries, one forced fumble and one interception...As a junior, played in 12 games with 3 starts and recorded 13 tackles, 3 tackles for loss and one interception...In 2018, played in 12 games and notched 20 tackles, including one for loss...As a redshirt freshman, played in 14 games and registered 14 tackles...In 2016, played in 3 games and finished with 4 tackles...Redshirted in 2015.

PERSONAL

- » Graduated in May of 2019 with his degree in marketing and is 2020 with a master's degree in consumer sciences...Two-time OSU Scholar-Athlete and Academic All-Big Ten honoree...Ohio State's 2019 Big Ten Sportsmanship Award honoree...Starred at Xavier High School...As a senior in 2015, team to a 10-3 record and a state semifinals appearance after recording 71 tackles and 5 sacks...In 2013, had 76 tackles, 4 sacks and 7 passes defended...Named a U.S. Army All-American but did not play as he was recovering from a knee injury...Son of Diane and Carl Hilliard...Older brother, C.J., was a running back at Ohio University.




CHRISTOPHER HINTON
DEFENSIVE LINEMAN

HEIGHT: 6-4
 WEIGHT: 305
 COLLEGE: MICHIGAN
 HOW ACQUIRED: FA-'22
 NFL EXP.: R
 GIANTS EXP.: R

ny 69

Originally signed as a rookie free agent by the Giants on May 12, 2022...Played in 32 games with 19 starts in 3 seasons at Michigan...Totaled 56 tackles (28 solo), 4.0 tackles for loss, 2.0 sacks, 4 passes defended, one forced fumble and 2 fumble recoveries...Two-time Academic All-Big Ten honoree (2020-21)...As a junior in 2021, started all 14 games and made 33 tackles (18 solo) with 1.5 stops for loss and 1.0 sack; also broke up 2 passes, forced one fumble, and recovered 2 fumbles...Selected All-Big Ten honorable mention...In 2020, played in all games with 4 starts...Tallied 13 tackles (9 solo), with two for loss, 1.0 sack and 2 pass breakups...As a freshman in 2019, played in 12 games with one start and had 9 tackles with a half-tackle for loss...Also contributed on special teams...Played at Greater Atlanta Christian School...As a senior, tallied 49 tackles, 6.5 sacks and 3 tackles for loss...In his junior season, registered 39 tackles, 2.0 sacks, one interception and one fumble recovery...As a sophomore, recorded 70 tackles (46 solo)...Elected captain as a senior, when the team was 12-2 record and advanced to the Georgia Class AAA state semifinals...Standout on the school's Class AAA state championship basketball squad as a junior...Member of the National Honor Society and Beta Club...Made Academic Honor Roll all 4 years...Father, Chris, was a former 8-time NFL All-Pro offensive lineman...Mother, Mya Whitmore Hinton, is a former Northwestern women's basketball standout.



ROY MBAETEKKA
TACKLE

HEIGHT: 6-9
 WEIGHT: 320
 COLLEGE: N/A
 HOW ACQUIRED: FA-'22
 NFL EXP.: R
 GIANTS EXP.: R

ny 61

Originally signed as a rookie free agent by the Giants on April 8, 2022...A native of Nigeria, Mbaeteka was first spotted at a football camp in that country in May 2021 by Osi Umenyiora, the former defensive end who is in the Giants' Ring of Honor. Umenyiora lived in Nigeria from ages 7-14. Since concluding his 12-year career in 2014, he has worked in a variety of roles to help the NFL grow internationally. Mbaeteka was one of 3 players selected to train at the NFL Academy in London in October. Three months later, the NFL announced that he was one of 13 players chosen to compete for a spot in the 2022 International Player Pathway program. Mbaeteka was one of the potential linemen to travel to Arizona to work with former NFL center LeCharles Bentley. The NFL held a showcase for the international players in Arizona that was attended by a Giants scout, who was so impressed with Mbaeteka that the team flew him to New Jersey for a tryout and signed him.



**GARRETT
MCGHIN**
OFFENSIVE LINEMAN
 HEIGHT: 6-6
 WEIGHT: 320
 COLLEGE: EAST CAROLINA
 HOW ACQUIRED: FA-'22
 NFL EXP.: 1ST YEAR
 GIANTS EXP.: 1ST YEAR


63

GARRETT MCGHIN'S NFL REGULAR SEASON STATISTICS

DATE	TEAM	GP	GS
2019	Panthers	2	0
2020	Jaguars	0	0
2021	Jaguars	0	0
NFL TOTALS		2	0


2019 GAME-BY-GAME REGULAR-SEASON STATISTICS (PANTHERS)

DATE	OPPONENT	P/S		W/L	SCORE
09/08	Rams		DID NOT PLAY	L	27-30
12/01	Commanders	P		L	21-29
12/08	at Falcons	P		L	20-40
12/15	Seahawks		INACTIVE	L	24-30
12/22	at Colts		DID NOT PLAY	L	6-38
12/29	Saints		DID NOT PLAY	L	10-42
2019 TOTALS		2-0		0-6	

2020 GAME-BY-GAME REGULAR-SEASON STATISTICS (JAGUARS)

DATE	OPPONENT	P/S		W/L	SCORE
09/13	Colts		UNSIGNIED	W	27-20
09/20	at Titans		UNSIGNIED	L	30-33
09/24	Dolphins		UNSIGNIED	L	13-31
10/04	at Bengals		UNSIGNIED	L	25-33
10/11	at Texans		UNSIGNIED	L	14-30
10/18	Lions		UNSIGNIED	L	16-34
10/25	at Chargers		UNSIGNIED	L	29-39
11/08	Texans		UNSIGNIED	L	25-27
11/15	at Packers		PRACTICE SQUAD	L	20-24
11/22	Steelers		PRACTICE SQUAD	L	3-27
11/29	Browns		PRACTICE SQUAD	L	25-27
12/06	at Vikings		PRACTICE SQUAD	L	24-27+
12/13	Titans		PRACTICE SQUAD	L	10-31
12/20	at Ravens		PRACTICE SQUAD	L	14-40
12/27	Bears		PRACTICE SQUAD	L	17-41
2020 TOTALS		0-0		1-14	


+ - Overtime



ANDRE MILLER


TIGHT END

HEIGHT: 6-3
WEIGHT: 224
COLLEGE: MAINE
HOW ACQUIRED: FA-'22
NFL EXP.: R
GIANTS EXP.: R




43

Originally signed as a rookie free agent by the Giants on May 12, 2022...Played 38 games in 4 seasons at Maine after spending one year at Husson University...Totals at Maine include 104 receptions for 1,848 yards (17.8-yard avg.) and 14 touchdowns with a long catch of 90 yards...In fall 2021, named 2nd-team All-CAA...Played 9 games and tallied 39 receptions for 684 yards and 3 touchdowns...CAA moved its 2020 season to spring 2021, when Miller was selected to the All-CAA first team...Started all 4 games and registered team-high totals of 21 receptions for 348 yards and 6 touchdowns...In 2019, played in 11 games and caught 28 passes for 529 yards and 4 touchdowns...Set UMaine's all-time record with a 90-yard touchdown reception at UAlbany...In 2018, played in all 14 games with one start and totaled 16 receptions for 287 yards and one touchdown...In Maine's NCAA Semifinal game at Eastern Washington, Miller had 9 receptions for 129 yards and his first career touchdown...In 2017, played at Husson University in Bangor and recorded 13 catches for 152 yards and one touchdown...Graduated from Maine in 2021 with a degree in kinesiology and physical education...Played at Old Town (Maine) High School...As a senior, All-Maine selection after leading Old Town to an undefeated regular season and a berth in the Class C North championship...Caught 49 passes for 1,068 yards and 17 touchdowns...Named MVP at the Maine Shrine Lobster Bowl after notching 7 receptions for 207 yards and 4 touchdowns...Also played basketball and competed in outdoor track & field.



DAVID MOA
DEFENSIVE LINEMAN
 HEIGHT: 6-3
 WEIGHT: 296
 COLLEGE: BOISE STATE
 HOW ACQUIRED: FA-'20
 NFL EXP.: 1ST YEAR
 GIANTS EXP.: 1ST YEAR


96

TRANSACTIONS

- » Originally signed as a rookie free agent by the Minnesota Vikings on April 27, 2020...Waived by Minnesota on Sept. 5, 2020...Signed to the Atlanta Falcons' practice squad on Sept. 16, 2020 and released on Sept. 22, 2020...Signed to the Giants' practice squad on Oct. 5, 2020...Signed to a reserve/future contract by the Giants on Jan. 4, 2021...Released by the Giants on Aug. 31, 2021 and signed to their practice squad on Sept. 1, 2021...Added to the active roster on Oct. 23, Dec. 17 and Dec. 25, 2021 and Jan. 1, 2022...Signed to a reserve/future contract by the Giants on Jan. 10, 2022.

CAREER HIGHLIGHTS

- » In 2021, Moa played in his first 4 NFL games with one start...Totaled 3 tackles (one solo)...Played 7 defensive snaps and one on special teams in his NFL debut vs. Carolina (10/24)...Recorded his first 2 tackles (one solo) at Philadelphia (12/26)...Made his first start and assisted on one tackle at Chicago (1/2).

COLLEGE

- » Played in 46 games with 39 starts at Boise State...Totals include 93 tackles (52 solo), 22.5 stops for loss, 12.5 sacks, 6 passes defended and one fumble recovery...As a 6th-year senior in 2019, named to the All-Mountain West 2nd team...Started all 14 games and collected 37 tackles (18 solo), 6.5 stops for loss and 1.0 sack...In 2018, was limited to one game - at Oklahoma State (9/15) because of a calf injury...In 2017, selected All-Mountain West 2nd team...Played in 13 games with 11 starts and recorded 21 tackles (12 solo) with 3.5 tackles for loss and 2.0 sacks...In 2016, started all 13 games and tallied 30 tackles (17 solo) and led team with 8.5 sacks while posting 10.5 tackles for loss, both career-high totals.

OFF-THE-FIELD ACTIVITY


- » Partnered with the NYPD-led Far Rockaway Giants and New York City Police Foundation, during the 2021 season to expand the Far Rockaway Giants into Harlem...Participated in the NYPD's Madden gaming tournament and spoke with children in the OPTIONS program about education, career paths and life as an athlete

PERSONAL


- » Played on the offensive and defensive lines at Kearney High School in San Diego...Named San Diego Section All-Western League on offense as a junior and senior and 2nd-team San Diego Section All-Central League on defense as a sophomore...As a senior in 2013, made 28 tackles (17 solo) and recovered one fumble...In 2012, had 36 tackles (17 solo), 1.0 sack and recovered 2 fumbles.

DAVID MOA'S NFL REGULAR SEASON DEFENSIVE STATISTICS

		TACKLES										INTERCEPTIONS				O. FUMBLE				ST				MISC			
DATE	TEAM	GP	GS	TK	S	A	TH	YDS	SK	YDS	QBH	NO	YDS	LG	TD	PD	FF	FR	TD	YDS	TK	S	A	FF	FR	S	A
2020	Falcons	0	0	0	0	0	0	0	0.0	0.0	0	0	0	0	0	0	0	0	0	0	0	0	0	0	0	0	0
2021	Giants	4	1	3	1	2	0	0	0.0	0.0	0	0	0	0	0	0	0	0	0	0	0	0	0	0	0	0	0
NFL TOTALS		4	1	3	1	2	0	0	0.0	0.0	0	0	0	0	0	0	0	0	0	0	0	0	0	0	0	0	0



**SANDRO
PLATZGUMMER**
RUNNING BACK
 HEIGHT: 6-0
 WEIGHT: 198
 COLLEGE: N/A
 HOW ACQUIRED: NFL IPPP
 NFL EXP.: 1ST YEAR
 GIANTS EXP.: 1ST YEAR


34

Originally signed by the Giants on April 28, 2020 as part of the NFL's International Player Pathway Program...Will spend a 3rd season on the Giants' practice squad as an additional overseas player as part of the program...Platzgummer played 5 seasons for Austria's Swarco Raiders Tirol...Won 2 European championships with Austria's U-19 national team...In the 2021 preseason, had 5 carries for 53 yards, including a 48-yard run vs. the Jets...Plans to return to Austria and complete medical school.



**AUSTIN
PROEHL**
WIDE RECEIVER
 HEIGHT: 5-10
 WEIGHT: 175
 COLLEGE: NORTH CAROLINA
 HOW ACQUIRED: FA-'22
 NFL EXP.: 1ST YEAR
 GIANTS EXP.: 1ST YEAR


87

TRANSACTIONS

- » Originally a 7th-round (255th pick overall) draft choice by the Buffalo Bills in 2018...Waived by Buffalo on Sept. 1, 2018...Signed to the Tennessee Titans' practice squad on Sept. 3, 2018 and released on Sept. 4, 2018...Signed to the Los Angeles Rams' practice squad on Oct. 23, 2019...Signed to a reserve/future contract by the Rams on Feb. 6, 2019...Released by the Rams on Aug. 30, 2019...Signed to a reserve/future contract by the San Francisco 49ers on Jan. 4, 2021...Waived by San Francisco on May 17, 2021...Awarded off waivers to the Los Angeles Chargers on May 18, 2021...Released by the Chargers on Aug. 24, 2021 and signed to their practice squad on Sept. 2, 2021...Released by the Chargers on Oct. 26, 2021...Signed to the Buffalo Bills' practice squad on Nov. 2, 2021...Released by Buffalo on Nov. 15, 2021, released on Dec. 24, 2021 and re-signed on Jan. 4, 2022...Signed as a free agent by the Giants on Feb. 15, 2022.

CAREER HIGHLIGHTS

- » Proehl has not played in an NFL regular-season game...Has 6 preseason receptions for 40 yards.
- » Played in all 5 games for the Seattle Dragons after the team selected him in the 2020 XFL Draft...Totaled 16 receptions for 225 yards (14.1-yard avg.) and 3 touchdowns...Was the first player in the 2nd version of the XFL to score a touchdown.

COLLEGE

- » Played in 43 games at North Carolina (2014-17)...As a senior in 2017, played in 6 games and posted 21 receptions for 337 yards (16.0-yard avg.) and one touchdown...In 2016, played in 13 games with 7 starts...Recorded 43 catches for 597 yards (13.9-yard avg.) and 3 touchdowns...In 2015, played in 12 games and totaled 12 receptions for 225 yards, including a career-long 61-yarder...As a true freshman in 2014, logged at least one catch in each of North Carolina's 12 games, totaling 106 yards on 15 catches...Recognized by the Atlantic Coast Conference as a recipient of the Top-Six for Service Award, which is given to 6 individuals from each of the league's institutions who demonstrate excellence in community outreach ventures...Was also recognized as a candidate for the Wuerffel Trophy, which is granted each year to the college football player who, "best combines exemplary community service with athletic and academic achievement," representing the University of North Carolina and the football program.

PERSONAL

- » Graduated from North Carolina with a bachelor's degree in communications studies...Proehl's father, Ricky, played 16 seasons as a wide receiver for the Arizona Cardinals, Seattle Seahawks, Chicago Bears, St. Louis Rams, Carolina Panthers and Indianapolis Colts following a standout career at Wake Forest...Ricky also coached in the NFL, serving as an offensive assistant for the Panthers from 2011-12, before taking over as Carolina's wide receivers coach in 2013 and serving in that capacity through the 2016 season...Attended Providence (N.C.) High School...Following his senior season in 2013, played in the Blue-Gray All-American Bowl in Tampa, Fla., and was selected to play on North Carolina's Shrine Bowl team against senior collegiate prospects from South Carolina...Earned All-Mecklenburg County recognition by The Charlotte Observer after hauling in 89 receptions for 1,190 yards and eight TDs as a senior, helping lead Providence to the NCHSAA 4-AA state playoffs.



JOSH RIVAS

OFFENSIVE LINEMAN

HEIGHT: 6-5
WEIGHT: 330
COLLEGE: KANSAS STATE
HOW ACQUIRED: FA-'22
NFL EXP.: R
GIANTS EXP.: R



67

Originally signed as a rookie free agent by the Giants on May 12, 2022...Played in 46 games with 23 starts at guard in 4 seasons at Kansas State...In 2021, selected honorable mention All-Big 12...Started all 13 games at left guard as he picked up Honorable Mention All-Big 12 accolades from the league's coaches...Did not allow a sack among his 362 pass blocking reps...In 2020, started each of the first 8 games at left guard...Integral part of an offense that tied for the Big 12 in sacks allowed (14)...In 2019, played in all 13 games and earned 2nd-team All-Big 12 honors from the AP...In 2018, played guard in all 12 games (2 starts)...Redshirted in 2017...Human development and family studies major...Played at Hutchinson (Kan.) High School...Two-time first team all-state honoree by the Topeka Capital-Journal and Wichita Eagle...Also earned all-state honors from the Kansas Football Coaches Association (KFBCA) as a senior...Named the Division I of the Ark Valley-Chisholm Trail League Offensive Player of the Year as a senior, helping the Salthawks earn a 10-2 record and rush for 356 yards per game...Selected to play in the 2017 Kansas Shrine Bowl...Also participated in track and field.



TRENTON THOMPSON


SAFETY

HEIGHT: 6-1
WEIGHT: 196
COLLEGE: SAN DIEGO STATE
HOW ACQUIRED: FA-'22
NFL EXP.: R
GIANTS EXP.: R



39


Originally signed as a rookie free agent by the Giants on May 12, 2022...Played in 57 games with 31 starts in 5 seasons at San Diego State...Totals included 191 tackles (125 solo), 12.0 tackles for loss, 4 interceptions, 23 pass breakups, 2 forced fumbles and 1.0 sack...In 2021, selected All-Mountain West first team...Voted a team captain by his teammates...Started all 14 games and collected 44 tackles (29 solo), 3.5 tackles for loss, 3 interceptions, 15 pass breakups and one forced fumble...In 2020, played in 7 games with 4 starts and had 36 tackles (26 solo 4.5 tackles for loss, 3 pass breakups and one blocked kick...As a junior in 2019, played in 12 games with 5 starts...Made 44 tackles (33 solo), including 2 tackles for loss, 2 pass breakups and one blocked punt...Led the Aztecs with 5 special teams tackles...In 2018, played in all 13 games with 8 starts...Registered 57 tackles (30 solo), 1.0 sack, 2 tackles for loss, one interception, one forced fumble, 2 pass breakups and a blocked punt return for a touchdown vs. Air Force...Made his first career start in the opener at Stanford...In 2017, played in 3 games and had one solo tackle before suffering a season-ending leg injury and redshirting...As a true freshman in 2016, played in 8 games and had 9 tackles (6 solo)...Social science major...Played 3 years at Palm Springs (Calif.) High School, which was 24-3 (.889), including a 11-1 (.917) mark in league play in his last 2 years...Led the 2015 squad to a CIF championship...Logged 219 total tackles (134 solo) and had 7 tackles for loss, 4 interceptions, 7 pass deflections, 6 forced fumbles, 2 fumble recoveries, 4 blocked field goals and 2 blocked punts...Caught 16 passes for 325 yards (20.3-yard avg.) and 3 touchdowns as a senior in 2015.



ANTONIO WILLIAMS

RUNNING BACK

HEIGHT: 5-11
WEIGHT: 215
COLLEGE: NORTH CAROLINA
HOW ACQUIRED: FA-'22
NFL EXP.: 1ST YEAR
GIANTS EXP.: 1ST YEAR



TRANSACTIONS

- » Originally signed as a rookie free agent by the Buffalo Bills on May 7, 2020...Released by Buffalo on Aug. 5, 2020...Re-signed by Buffalo on Sept. 3, 2020, released on Sept. 5, 2020 and signed to Buffalo's practice squad on Sept. 6, 2020...Released by Buffalo on Sept. 9, 2020 and re-signed Sept. 23, 2020...Released by Buffalo on Oct. 3, 2020 and re-signed on Oct. 8, 2020...Added to active roster on Jan. 2 and Jan. 15, 2021...Signed to a reserve/future contract by Buffalo on Jan. 26, 2021...Released by Buffalo on Aug. 31, 2021 and signed to the Bills' practice squad on Sept. 1, 2021...Released by Buffalo on Dec. 30, 2020 and re-signed to the practice squad on Jan. 4, 2022...Signed to a reserve/future contract by the Giants on Jan. 27, 2022.

CAREER HIGHLIGHTS

- » Williams spent virtually the entire 2021 season on Buffalo's practice squad.
- » Played his only NFL game for Buffalo vs. Miami in the 2020 season finale (1/3)...Recorded 12 carries for 63 yards, including touchdowns runs of 18 and 2 yards, and caught one pass for 20 yards.

COLLEGE

- » Played 2 seasons at both Ohio State and North Carolina...In 35 games, finished with 202 carries for 1,144 yards (5.7-yard avg.) and 11 touchdowns, with a long run of 59 yards, and 23 receptions for 160 yards, with a long catch of 43 yards...As a senior for UNC in 2019, played in 12 games and had 48 carries for 322 yards and 3 touchdowns and 2 catches for 4 yards...In 2018, played in 10 games and registered career-high totals of 91 carries, 504 yards, 5 touchdowns, 16 receptions and 131 yards.

PERSONAL

- » Psychology major...Starred at North Stanly High School in New London, N.C., where he rushed for 7,999 yards...Averaged 178.8 rushing yards per game and scored 81 touchdowns for his career...Had 3 consecutive 2,000-yard seasons - 2,150 as a senior, 2,267 as a junior and 2,170 as a sophomore...Son of Renea Gardner and Keith Williams.

A blue-tinted photograph of a football helmet. The helmet features a white facemask and a large, stylized white logo on the side. A red oval is drawn around the text "2021 SEASON" in the center of the image. The background is dark and textured, with a white, torn-edge border on the right side.

2021 SEASON

2021 REGULAR SEASON RECORDS



GIANTS AT METLIFE STADIUM	3-5	IN SEPTEMBER	0-3
GIANTS ON THE ROAD	1-8	IN OCTOBER	2-2
GIANTS ON GRASS	0-6	IN NOVEMBER	2-2
GIANTS ON ARTIFICIAL TURF	4-7	IN DECEMBER	0-4
GIANTS IN DOMES	0-1	IN JANUARY	0-2
GIANTS IN RETRACTABLE ROOF STADIUMS	0-1		
GIANTS OUTDOORS	1-0		
GIANTS INDOORS	0-1	ON THURSDAY NIGHT	0-1
		ON MONDAY NIGHT	0-2
METLIFE STADIUM ROOF CLOSED	0-1		
GIANTS SCORE FIRST	3-5	DAY GAMES	4-10
OPPONENT SCORES FIRST	1-8		
GIANTS SCORE ON FIRST POSSESSION	1-4		
GIANTS SCORE 20 OR MORE POINTS	3-3	NIGHT GAMES	0-3
GIANTS SCORE 19 OR LESS POINTS	1-10		
GIANTS ALLOW 20 OR MORE	1-12	VS. NFC EAST OVERALL	1-5
GIANTS ALLOW 19 OR LESS POINTS	3-1	VS. NFC EAST AT HOME	1-2
		VS. NFC EAST ON THE ROAD	0-3
GIANTS LEAD AFTER 1ST QUARTER	1-3		
GIANTS TRAIL AFTER 1ST QUARTER	1-6	VS. NFC	3-9
SCORE TIED AFTER 1ST QUARTER	2-4	VS. NFC SOUTH	2-2
GIANTS LEAD AT HALFTIME	2-0	VS. NFC NORTH	0-1
GIANTS TRAIL AT HALFTIME	1-12	VS. NFC WEST	0-1
SCORE TIED AT HALFTIME	1-1		
GIANTS LEAD AFTER 3RD QUARTER	3-1	VS. AFC	1-4
GIANTS TRAIL AFTER 3RD QUARTER	1-12	VS. AFC EAST	0-1
GAME GOES TO OVERTIME	1-0		
		VS. AFC WEST	1-3
GIANTS HAVE + TURNOVER RATIO	3-2		
GIANTS HAVE - TURNOVER RATIO	0-8		
TURNOVER RATIO EVEN	1-3		
GIANTS HAVE 30:00+TOP	3-3		
GIANTS HAVE LESS THAN 30:00 TOP	1-10		
GIANTS HAVE 100-YARD RUSHER	0-1		
GIANTS HAVE 300 NET PASSING YARDS	1-0		
GIANTS HAVE 1 100-YARD RECEIVER	1-2		
GIANTS WIN COIN TOSS	1-7		
GIANTS LOSE COIN TOSS	3-6		

2021 NFL FINAL STANDINGS & RESULTS



AMERICAN FOOTBALL CONFERENCE

East

TEAM	W	L	T	PCT	PF	PA	NET PTS	HOME	AWAY	CONF	DIV	STREAK
Buffalo Bills	11	6	0	.647	483	289	194	6-3-0	5-3-0	7-5-0	5-1-0	Won 4
New England Patriots	10	7	0	.588	462	303	159	4-5-0	6-2-0	8-4-0	3-3-0	Lost 1
Miami Dolphins	9	8	0	.529	341	373	-32	6-3-0	3-5-0	6-6-0	4-2-0	Won 1
New York Jets	4	13	0	.235	310	504	-194	3-6-0	1-7-0	4-8-0	0-6-0	Lost 2

North

TEAM	W	L	T	PCT	PF	PA	NET PTS	HOME	AWAY	CONF	DIV	STREAK
Cincinnati Bengals	10	7	0	.588	460	376	84	5-4-0	5-3-0	8-4-0	4-2-0	Lost 1
Pittsburgh Steelers	9	7	1	.559	343	398	-55	6-2-1	3-5-0	7-5-0	4-2-0	Won 2
Cleveland Browns	8	9	0	.471	349	371	-22	6-3-0	2-6-0	5-7-0	3-3-0	Won 1
Baltimore Ravens	8	9	0	.471	387	392	-5	5-4-0	3-5-0	5-7-0	1-5-0	Lost 6

South

TEAM	W	L	T	PCT	PF	PA	NET PTS	HOME	AWAY	CONF	DIV	STREAK
Tennessee Titans	12	5	0	.706	419	354	65	7-2-0	5-3-0	8-4-0	5-1-0	Won 3
Indianapolis Colts	9	8	0	.529	451	365	86	4-5-0	5-3-0	7-5-0	3-3-0	Lost 2
Houston Texans	4	13	0	.235	280	452	-172	2-7-0	2-6-0	4-8-0	3-3-0	Lost 2
Jacksonville Jaguars	3	14	0	.176	253	457	-204	3-6-0	0-8-0	3-9-0	1-5-0	Won 1

West

TEAM	W	L	T	PCT	PF	PA	NET PTS	HOME	AWAY	CONF	DIV	STREAK
Kansas City Chiefs	12	5	0	.706	480	364	116	7-2-0	5-3-0	7-5-0	5-1-0	Won 1
Las Vegas Raiders	10	7	0	.588	374	439	-65	5-4-0	5-3-0	8-4-0	3-3-0	Won 4
Los Angeles Chargers	9	8	0	.529	474	459	15	5-4-0	4-4-0	6-6-0	3-3-0	Lost 1
Denver Broncos	7	10	0	.412	335	322	13	4-5-0	3-5-0	3-9-0	1-5-0	Lost 4

NATIONAL FOOTBALL CONFERENCE

East

TEAM	W	L	T	PCT	PF	PA	NET PTS	HOME	AWAY	CONF	DIV	STREAK
Dallas Cowboys	12	5	0	.706	530	358	172	5-3-0	7-2-0	10-2-0	6-0-0	Won 1
Philadelphia Eagles	9	8	0	.529	444	385	59	3-5-0	6-3-0	7-5-0	3-3-0	Lost 1
Washington Commanders	7	10	0	.412	335	434	-99	3-5-0	4-5-0	6-6-0	2-4-0	Won 1
New York Giants	4	13	0	.235	258	416	-158	3-5-0	1-8-0	3-9-0	1-5-0	Lost 6

North

TEAM	W	L	T	PCT	PF	PA	NET PTS	HOME	AWAY	CONF	DIV	STREAK
Green Bay Packers	13	4	0	.765	450	371	79	8-0-0	5-4-0	9-3-0	4-2-0	Lost 1
Minnesota Vikings	8	9	0	.471	425	426	-1	5-3-0	3-6-0	6-6-0	4-2-0	Won 1
Chicago Bears	6	11	0	.353	311	407	-96	3-5-0	3-6-0	4-8-0	2-4-0	Lost 1
Detroit Lions	3	13	1	.206	325	467	-142	3-5-0	0-8-1	3-9-0	2-4-0	Won 1

South

TEAM	W	L	T	PCT	PF	PA	NET PTS	HOME	AWAY	CONF	DIV	STREAK
Tampa Bay Buccaneers	13	4	0	.765	511	353	158	7-1-0	6-3-0	8-4-0	4-2-0	Won 3
New Orleans Saints	9	8	0	.529	364	335	29	3-5-0	6-3-0	7-5-0	4-2-0	Won 2
Atlanta Falcons	7	10	0	.412	313	459	-146	2-6-0	5-4-0	4-8-0	2-4-0	Lost 2
Carolina Panthers	5	12	0	.294	304	404	-100	2-6-0	3-6-0	3-9-0	2-4-0	Lost 7

West

TEAM	W	L	T	PCT	PF	PA	NET PTS	HOME	AWAY	CONF	DIV	STREAK
Los Angeles Rams	12	5	0	.706	460	372	88	5-3-0	7-2-0	8-4-0	3-3-0	Lost 1
Arizona Cardinals	11	6	0	.647	449	366	83	3-5-0	8-1-0	7-5-0	4-2-0	Lost 1
San Francisco 49ers	10	7	0	.588	427	365	62	4-4-0	6-3-0	7-5-0	2-4-0	Won 2
Seattle Seahawks	7	10	0	.412	395	366	29	3-5-0	4-5-0	4-8-0	3-3-0	Won 2



2021 NFL POSTSEASON



AFC WILD CARD PLAYOFF GAMES

Raiders 19, at Bengals 26
Patriots 17, at Bills 47
Steelers 21, at Chiefs 42

AFC DIVISIONAL PLAYOFF GAMES

Bengals 19, at Titans 16
Bills 36, at Chiefs 42

AFC CHAMPIONSHIP GAME

Bengals 27, at Chiefs 24



SUPER BOWL 56

SoFi Stadium
Inglewood, CA
Rams 23, at Bengals 20



NFC WILD CARD PLAYOFF GAMES

Eagles 15, at Buccaneers 31
49ers 23, at Cowboys 17
Cardinals 11, at Rams 34

NFC DIVISIONAL PLAYOFF GAMES

49ers 13, at Packers 10
Rams 30, at Buccaneers 27

NFC CHAMPIONSHIP GAME

49ers 17, at Rams 20

THE VINCE LOMBARDI TROPHY



The Giants raise the Lombardi Trophy during the postgame ceremonies at Super Bowl XLII

The Vince Lombardi Trophy is the trophy awarded each year to the winning team of the National Football League's annual championship game, the Super Bowl. It is considered to be the NFL's most prestigious award. The trophy was originally called the "World Championship Game Trophy" when the Super Bowl was originally named the AFL-NFL World Championship Game. It was renamed in 1970 in honor of legendary Green Bay Packers head coach Vince Lombardi.

Since Super Bowl XXX, it is presented to the winning team's owner on the field following the game. Previously, the trophy was presented inside the winning team's locker room.

Unlike trophies such as the Stanley Cup and the Grey Cup, a new Vince Lombardi Trophy is made every year and the winning team maintains permanent possession of that trophy.

Each trophy is handcrafted by Tiffany & Co. master artisans at their workshop in Parsippany, New Jersey. The trophy depicts a regulation-size football in kicking position that is made entirely of sterling silver. It stands 22 inches (55 cm) tall, weighs seven pounds (3 kg), and takes approximately four months and 72 man-hours to create. The words "Vince Lombardi Trophy" and the NFL logo are engraved on the base. After the trophy is awarded, it is sent back to Tiffany & Co. to be engraved with the winning team's name, score, logo and roster if the team wishes.

2021 REGULAR SEASON OFF. STATS



WON 4, LOST 13			JOE JUDGE (17 GAMES)		
09/12	L	13-27	Denver	74,119	
09/16	L	29-30	at Washington	50,118	
09/26	L	14-17	Atlanta	75,307	
10/03	W	27-21 (OT)	at New Orleans	69,170	
10/10	L	20-44	at Dallas	93,476	
10/17	L	11-38	L.A. Rams	73,920	
10/24	W	25-3	Carolina	71,899	
11/01	L	17-20	at Kansas City	72,898	
11/07	W	23-16	Los Vegas	74,512	
11/22	L	10-30	at Tampa Bay	65,643	
11/28	W	13-7	Philadelphia	73,969	
12/05	L	9-20	at Miami	65,898	
12/12	L	21-37	at L.A. Chargers	70,243	
12/19	L	6-21	Dallas	77,413	
12/26	L	10-34	at Philadelphia	69,796	
01/02	L	3-29	at Chicago	59,594	
01/09	L	7-22	Washington	69,923	

2021 TEAM STATISTICS			NYG	OPP.
FIRST DOWNS			299	365
Rushing			90	126
Passing			171	216
Penalty			38	23
Third Down-Made/Att			84/230	90/226
Third Down Efficiency			36.5%	39.8%
Fourth Down-Made/Att			13/30	15/23
Fourth Down Efficiency			43.3%	65.2%

TOTAL NET YARDS			4,884	6,032
Avg. Per Game			287.3	354.8
Total Plays			1,050	1,137
Avg. Per Play			4.7	5.3
NET YARDS RUSHING			1,688	2,193
Avg. Per Game			99.3	129.0
Total Rushes			419	492
Avg. Per Rush			4.0	4.5

NET YARDS PASSING			3,196	3,839
Avg. Per Game			188.0	225.8
Sacked/Yards Lost			38/267	34/205
Gross Yards			3,463	4,044
Attempts/Completions			593/351	611/402
Pct. of Completion			59.2%	65.8%
Had Intercepted			20	15

PUNTS/AVERAGE			74/44.4	67/43.5
Net Punting Average			39.0	39.0
PUNT RETURN/AVG.			26/7.6	28/8.5
KICKOFF RETURN/AVG.			33/20.7	37/17.8
INTERCEPTION RETURN/AVG.			15/9.0	20/13.4
PENALTIES/YARDS			88/674	107/814
FUMBLES/BALL LOST			23/10	17/7
TOUCHDOWNS			24	45
Rushing			8	15
Passing			15	27
Returns			1	3

EXTRA POINTS/ATTEMPTS			17/17	42/44
TWO POINT CONVERSION/ATT.			4/5	0/1
FIELD GOALS/ATTEMPTS			29/33	34/38
AVG. TIME OF POSSESSION			28:35	31:25

* SCORE BY PERIODS			Q1	Q2	Q3	Q4	OT	PTS
TEAM			36	64	43	109	6	258
OPPONENTS			57	153	85	121	0	416
* SCORING			TD	FG	PA	FC	EXTRA	PTS
G. Gano	0	0	0	0	17/17	29/33	0	104
S. Barkley	4	2	2	0	0/0	0/0	0	24
D. Booker	3	2	1	0	0/0	0/0	0	18
E. Engram	3	0	3	0	0/0	0/0	0	18
D. Jones	2	0	0	0	0/0	0/0	2	16
E. Penny	2	1	1	0	0/0	0/0	1	14
D. Slayton	2	0	2	0	0/0	0/0	0	12
K. Rudolph	1	0	1	0	0/0	0/0	1	8
M. Glennon	1	1	0	0	0/0	0/0	0	6
X. McKinney	1	0	1	0	0/0	0/0	0	6
C. Myrick	1	0	1	0	0/0	0/0	0	6
D. Pettis	1	0	1	0	0/0	0/0	0	6
J. Ross III	1	0	1	0	0/0	0/0	0	6
S. Shepard	1	0	1	0	0/0	0/0	0	6
A. Thomas	1	0	1	0	0/0	0/0	0	6
TEAM	24	6	13	1	17/17	29/33	4	258
OPPONENTS	45	15	27	3	42/44	34/38	0	416

2-PT Conv: K. Rudolph 1, D. Jones 2, E. Penny 1, TM 4-5, OPP 0-1
SACKS: A. Ojulari 8.0, L. Williams 6.5, L. Carter 5.0, A. Johnson 3.5, D. Lawrence II 2.5, Q. Roche 2.5, J. Smith 1.0, J. Pappas 1.0, R. Johnson III 1.0, K. Crossen 1.0, L. Ryan 1.0, J. Love 0.5, D. Shelton 0.5, TM 34.0, OPP 27.0 FUM/LOST: D. Jones 7/3, M. Glennon 6/3, J. Fromm 2/1, S. Barkley 2/1, E. Engram 1/1, D. Slayton 1/1, T. Crowder 1/0, J. Ross III 1/0, J. Bradberry 1/0, D. Pettis 1/0, TM 23/10, OPP 19/7
FG: Gano (1) (2G, 47G, 52G, 55G, 35G) (25G, 31G) (55W, 23G, 48G, 51WR, 39G) (51G, 51G) (12/13) (49G, 35G, 44G) (23G) (35G, 32G, 38G) (37G) (35G, 51WR, 39G) (39G, 24G, 51G, 50WR) (1) (35G, 42G) (45G) (38G) (1)
OPP (24G, 36G) (49G, 37G, 43G) (40G) (58WR) (31G, 38G, 31G) (32G) (45G) (36G, 34G) (32G, 32G, 35G, 22W) (25G, 40G, 30G) (48G, 32WR, 48G) (27G, 28G, 39G) (26G, 42G, 27G) (41WR, 22G, 37G) (21G, 44G) (23G, 43G, 23G)

* RUSHING	NO.	YDS	AVG	LONG	TD
S. Barkley	162	593	3.7	41	2
D. Booker	145	593	4.1	31	2
D. Jones	62	298	4.8	46	2
E. Penny	24	99	4.1	12	0
J. Fromm	8	65	8.1	27	0
M. Glennon	7	33	4.7	13	1
J. Ross III	1	16	16.0	16	0
K. Toney	3	6	2.0	7	0
C. Board	1	6	6.0	6	0
S. Brighwell	1	4	4.0	4	0
P. Cooper	1	3	3.0	3	0
A. Bachman	1	-3	-3.0	-3	0
E. Engram	1	-3	-3.0	-3	0
S. Shepard	1	-9	-9.0	-9	0
D. Slayton	1	-13	-13.0	-13	0
TEAM	419	1,688	4.0	46	8
OPPONENTS	492	2,193	4.5	70	15

* RECEIVING	TAR	NO.	YDS	AVG	LONG	TD
K. Golladay	76	37	521	14.1	36	0
E. Engram	73	46	408	8.9	30	3
D. Slayton	58	26	339	13.0	42	2
K. Toney	39	39	420	10.8	38	0
S. Barkley	57	41	263	6.4	54	2
S. Shepard	53	36	366	10.2	37	1
D. Booker	45	40	268	6.7	41	1
K. Rudolph	39	26	257	9.9	60	0
C. Johnson	21	11	105	9.5	16	0
J. Ross III	20	11	224	20.4	52	1
D. Pettis	16	10	87	8.7	27	1
E. Penny	13	9	30	3.3	16	1
P. Cooper	11	4	33	8.3	15	0
C. Board	6	4	51	12.8	38	0
C. Myrick	6	3	17	5.7	10	1
D. Sills V	6	2	17	8.5	12	0
K. Smith	3	3	33	11.0	21	0
D. Jones	1	1	16	16.0	16	0
G. Brighwell	1	1	6	6.0	6	0
A. Thomas	1	1	2	2.0	2	1
K. Crossen	1	0	0	0.0	0	0
TEAM	564	351	3,463	9.9	60	15
OPPONENTS	592	402	4,044	10.1	59	27

* INTERCEPTIONS	NO.	YDS	AVG	LONG	TD
X. McKinney	5	64	12.8	18	0
J. Bradberry	4	19	4.8	11	0
T. Crowder	2	26	13.0	17	0
D. Holmes	1	15	15.0	15	0
A. Jackson	1	10	10.0	10	0
L. Carter	1	1	1.0	1	0
J. Love	1	0	0.0	0	0
S. Parker	1	0	0.0	0	0
TEAM	16	135	8.4	41	1
OPPONENTS	20	267	13.4	45	3

* FUMBLES	FUM	LS	FC	REC	TD
D. Jones	7	3	0	2	0
M. Glennon	6	3	0	2	0
E. Engram	1	1	0	0	0
J. Fromm	2	1	0	0	0
D. Slayton	1	1	0	0	0
S. Barkley	2	1	0	0	0
J. Ross III	1	0	0	1	0
K. Crossen	0	0	1	1	0
J. Bradberry	1	0	0	1	0
T. Crowder	1	0	0	1	0
K. Toney	0	0	0	1	0
B. Price	0	0	0	1	0
W. Hernandez	0	0	0	1	0
K. Rudolph	0	0	0	1	0
M. Skura	0	0	0	1	0
D. Pettis	1	0	0	1	0
TEAM	23	10	2	12	0
OPPONENTS	19	7	0	7	0

* PUNTING	NO	YDS	AVG	NET	TD	IN	LG	B
R. Dixon	74	3,283	44.4	39.5	6	24	63	0
TEAM	74	3,283	44.4	39.5	6	24	63	0
OPPONENTS	67	2,912	43.5	39.0	5	28	65	0
* PUNT RETURNS	RET	FC	YDS	AVG	LONG	TD		
P. Cooper	11	10	90	8.2	19	0		
J. Peppers	9	3	58	6.4	19	0		
C. Board	2	5	33	16.5	26	0		
A. Bachman	1	1	16	16.0	16	0		
K. Toney	1	1	0	0.0	0	0		
D. Pettis	2	1	0	0.0	0	0		
TEAM	26	21	197	7.6	26	0		
OPPONENTS	28	15	237	8.5	39	0		

* KICKOFF RETURNS	NO.	YDS	AVG	LONG	TD
C. Board	11	273	24.8	38	0
P. Cooper	12	207	17.3	26	0
D. Holmes	5	97	19.4	23	0
A. Bachman	4	94	23.5	27	0
J. Ross III	4	12	12.0	12	0
TEAM	33	683	20.7	38	0
OPPONENTS	37	659	17.8	32	0
* FIELD GOALS	NO.	YDS	AVG	LONG	TD
G. Gano	0/0	5/5	12/13	5/5	7/10
TEAM	0/0	5/5	12/13	5/5	7/10
OPPONENTS	0/0	5/5	12/13	5/5	7/10

PASSING	ATT	YDS	CMP%	YDS/ATT	TD	INT	INT%	LONG	SACK	LOST	RATING		
D. Jones	361	232	2,428	64.3	6.7	10	2.8	7	1.9	54	22	160	84.8
M. Glennon	167	90	790	53.9	4.7	4	2.4	10	6.0	50	9	68	49.7
J. Fromm	60	27	210	45.0	3.5	1	1.7	3	5.0	36	6	33	38.9
K. Toney	3	1	19	33.3	6.3	0	0.0	0	0.0	19	1	6	56.3
D. Pettis	1	1	16	100.0	16.0	0	0.0	0	0.0	16	0	0	118.8
R. Dixon	0	0	0	0.0	0.0	0	0.0	0	0.0	0	0	0	39.6
TEAM	593	351	3,463	59.2	5.8	15	2.5	20	3.4	60	38	267	70.1
OPPONENTS	611	402	4,044	65.8	6.6	27	4.4	13	2.5	59	34	203	89.0



2021 REGULAR SEASON DEF. STATS



PLAYER	SOLO	ASSISTS	TT	SACKS	YDS	INTS	YDS	PD	TFL	QBH	FF	FRST	FF	ST	FR	SAFETY	DEF TD
Keion Crossen	1	1	2	1.0	8.0	0	0	0	1	1	0	0	1	1	0	0	0
Oshane Ximines	4	8	12	0.0	0.0	0	0	3	0	2	0	0	0	0	0	0	0
Julian Love	32	24	56	0.5	2.5	1	0	7	1	2	0	1	0	0	0	0	0
Danny Shelton	12	19	31	0.5	0.5	0	0	0	1	1	0	0	0	0	0	0	0
Darnay Holmes	20	8	28	0.0	0.0	1	15	2	0	1	0	0	0	0	0	0	0
Leonard Williams	34	47	81	6.5	38.5	0	0	2	5	14	2	1	0	0	0	0	0
Azeez Ojulari	29	20	49	8.0	53.0	0	0	2	8	13	1	0	0	0	0	0	0
Jabril Peppers	19	10	29	1.0	4.0	0	0	1	2	4	0	0	0	0	0	0	0
Xavier McKinney	59	34	93	0.0	0.0	5	64	10	1	0	0	0	0	0	0	0	1
Lorenzo Carter	28	22	50	5.0	16.0	1	1	5	6	8	2	1	0	0	0	0	0
Tae Crowder	64	66	130	0.0	0.0	2	26	6	3	1	1	0	0	0	0	0	0
Austin Johnson	31	41	72	3.5	23.5	0	0	1	6	7	0	1	0	0	0	0	0
Adoree' Jackson	47	15	62	0.0	0.0	1	10	8	1	0	0	0	0	0	0	0	0
Reggie Ragland	38	28	66	0.0	0.0	0	0	2	2	1	0	1	0	0	0	0	0
James Bradberry	37	10	47	0.0	0.0	4	19	17	0	0	0	2	0	0	0	0	0
Blake Martinez	11	12	23	0.0	0.0	0	0	0	1	0	0	0	0	0	0	0	0
Logan Ryan	77	40	117	1.0	4.0	0	0	8	2	3	2	1	0	0	0	0	0
Dexter Lawrence II	27	27	54	2.5	14.0	0	0	2	5	11	1	0	0	0	0	0	0
Carter Coughlin	2	0	2	0.0	0.0	0	0	0	0	0	0	0	0	0	0	0	0
Rodarius Williams	1	0	1	0.0	0.0	0	0	0	0	0	0	0	0	0	0	0	0
Quincy Roche	21	14	35	2.5	22.0	0	0	0	5	5	1	0	0	0	0	0	0
Benardrick McKinney	17	12	29	0.0	0.0	0	0	0	1	0	0	0	0	0	0	0	0
Raymond Johnson III	3	1	4	1.0	10.0	0	0	0	1	1	0	0	0	0	0	0	0
Aaron Robinson	16	10	26	0.0	0.0	0	0	3	0	1	0	0	0	0	0	0	0
Trent Harris	1	1	2	0.0	0.0	0	0	0	0	0	0	0	0	0	0	0	0
J.R. Reed	4	5	9	0.0	0.0	0	0	0	0	0	0	0	0	0	0	0	0
Elerson Smith	1	3	4	0.0	0.0	0	0	0	0	2	0	0	1	0	0	0	0
Steven Parker	3	0	3	0.0	0.0	0	0	2	0	0	0	0	0	0	0	0	0
Jarren Williams	13	3	16	0.0	0.0	0	0	1	0	0	0	0	0	0	0	0	0
Jaylon Smith	12	7	19	1.0	9.0	0	0	1	1	1	0	0	0	0	0	0	0
David Moa	1	2	3	0.0	0.0	0	0	0	0	0	0	0	0	0	0	0	0
Woodrow Hamilton	0	2	2	0.0	0.0	0	0	0	0	0	0	0	0	0	0	0	0
2021 TOTALS	665	492	1,157	31.0	203.0	15	135	83	53	79	10	8	2	1	0	0	1

WEEK 1

MetLife Stadium



27-13



DENVER BRONCOS

PASSING	ATT	CP	YDS	SK/YD	TD	LG	INT	RTG
Teddy Bridgewater	36	28	264	2/9	2	25	0	115.7
TOTAL	36	28	264	2/9	2	25	0	115.7

RUSHING	ATT	YDS	AVG	LG	TD
Melvin Gordon III	11	101	9.2	70†	1
Javonte Williams	14	45	3.2	12	0
Teddy Bridgewater	3	19	6.3	8	0
TOTAL	28	165	5.9	70†	1

RECEIVING	NO	YDS	AVG	LG	TD
Jerry Jeudy	6	72	12.0	20	0
Noah Fant	6	62	10.3	25	0
Tim Patrick	4	39	9.8	16	1
KJ Hamler	3	41	13.7	22	0
Melvin Gordon III	3	17	5.7	13	0
Albert Okwuegbunam	3	16	5.3	6	1
Courtland Sutton	1	14	14.0	14	0
Eric Saubert	1	7	7.0	7	0
Javonte Williams	1	-4	-4.0	-4	0
TOTAL	28	264	9.4	25	2

TOP DEFENSE	TOT	SOLO	AST	SCK	YDS	INT
Ronald Darby	6	6	0	0.0	0.0	0
Kyle Fuller	6	6	0	0.0	0.0	0
Justin Simmons	6	6	0	0.0	0.0	0

FIELD GOALS	FGM/FGA	PERCENT	RESULTS
Brandon McManus	2-2	100.0	23G, 36G
TOTAL	2-2	100.0	

NEW YORK GIANTS

PASSING	ATT	CP	YDS	SK/YD	TD	LG	INT	RTG
Daniel Jones	37	22	267	2/13	1	42	0	90.7
TOTAL	37	22	267	2/13	1	42	0	90.7

RUSHING	ATT	YDS	AVG	LG	TD
Daniel Jones	6	27	4.5	8	1
Saquon Barkley	10	26	2.6	5	0
Devontae Booker	4	7	1.8	6	0
TOTAL	20	60	3.0	8	1

RECEIVING	NO	YDS	AVG	LG	TD
Sterling Shepard	7	113	16.1	37†	1
Kenny Golladay	4	64	16.0	17	0
Darius Slayton	3	65	21.7	42	0
Kyle Rudolph	2	8	4.0	6	0
Kadarious Toney	2	-2	-1.0	4	0
C.J. Board	1	6	6.0	6	0
Devontae Booker	1	6	6.0	6	0
Gary Brightwell	1	6	6.0	6	0
Saquon Barkley	1	1	1.0	1	0
TOTAL	22	267	12.1	42	1

TOP DEFENSE	TOT	SOLO	AST	SCK	YDS	INT
Logan Ryan	10	8	2	0.0	0.0	0
Blake Martinez	9	6	3	0.0	0.0	0
James Bradberry	7	5	2	0.0	0.0	0

FIELD GOALS	FGM/FGA	PERCENT	RESULTS
	No Field Goals		

SCORING DRIVES

TEAM	QTR	TIME	SCORING PLAY	DEN	NYG
Broncos	2	13:18	B.McManus 23 yd. Field Goal (15-62, 8:42) (8-64, 1:49) (8-64, 1:49)	3	0
Giants	2	08:56	S.Shepard 37 yd. pass from D.Jones (G.Gano kick) (7-75, 4:22)	3	7
Broncos	2	00:08	T.Patrick 2 yd. pass from T.Bridgewater (B.McManus kick) (7-57, 2:17)	10	7
Broncos	3	06:48	A.Okwuegbunam 4 yd. pass from T.Bridgewater (B.McManus kick) (16-75, 8:12)	17	7
Broncos	4	12:44	B.McManus 36 yd. Field Goal (10-69, 5:03)	20	7
Broncos	4	04:37	M.Gordon 70 yd. run (B.McManus kick) (4-94, 1:48)	27	7
Giants	4	00:00	D.Jones 4 yd. run	27	13

WEEK 2

FedExField



30-29



WASHINGTON COMMANDERS

PASSING	ATT	CP	YDS	SK/YD	TD	LG	INT	RTG
Taylor Heinicke	46	34	336	1/16	2	56	1	99.5
TOTAL	46	34	336	1/16	2	56	1	99.5

RUSHING	ATT	YDS	AVG	LG	TD
Antonio Gibson	13	69	5.3	14	0
J.D. McKissic	4	10	2.5	4	1
Taylor Heinicke	4	6	1.5	2	0
DeAndre Carter	1	2	2.0	2	0
TOTAL	22	87	4.0	14	1

RECEIVING	NO	YDS	AVG	LG	TD
Terry McLaurin	11	107	9.7	18	1
Adam Humphries	7	44	6.3	12	0
J.D. McKissic	5	83	16.6	56	0
Logan Thomas	5	45	9.0	24	0
Dyami Brown	3	34	11.3	22	0
Antonio Gibson	2	4	2.0	4	0
Ricky Seals-Jones	1	19	19.0	19	1
TOTAL	34	336	9.9	56	2

TOP DEFENSE	TOT	SOLO	AST	SCK	YDS	INT
Kendall Fuller	8	7	1	1.0	6.0	0
Landon Collins	7	6	1	0.0	0.0	0
Jonathan Allen	6	5	1	2.0	9.0	0

FIELD GOALS	FGM/FGA	PERCENT	RESULTS
Dustin Hopkins	3-3	100.0	49G, 37G, 43G
TOTAL	3-3	100.0	

NEW YORK GIANTS

PASSING	ATT	CP	YDS	SK/YD	TD	LG	INT	RTG
Daniel Jones	32	22	249	4/21	1	33	0	102.2
TOTAL	32	22	249	4/21	1	33	0	102.2

RUSHING	ATT	YDS	AVG	LG	TD
Daniel Jones	9	95	10.6	46	1
Saquon Barkley	13	57	4.4	41	0
Devontae Booker	2	9	4.5	7	0
C.J. Board	1	6	6.0	6	0
Eli Penny	2	5	2.5	3	0
Sterling Shepard	1	-9	-9.0	-9	0
TOTAL	28	163	5.8	46	1

RECEIVING	NO	YDS	AVG	LG	TD
Sterling Shepard	9	94	10.4	21	0
Darius Slayton	3	54	18.0	33	1
Kenny Golladay	3	38	12.7	16	0
Kyle Rudolph	2	25	12.5	13	0
Kaden Smith	2	24	12.0	21	0
Saquon Barkley	2	12	6.0	8	0
Devontae Booker	1	2	2.0	2	0
TOTAL	22	249	11.3	33	1

TOP DEFENSE	TOT	SOLO	AST	SCK	YDS	INT
Blake Martinez	12	5	7	0.0	0.0	0
James Bradberry	7	6	1	0.0	0.0	1
Logan Ryan	7	5	2	0.0	0.0	0

FIELD GOALS	FGM/FGA	PERCENT	RESULTS
Graham Gano	5-5	100.0	23G, 47G, 52G, 55G, 35G
TOTAL	5-5	100.0	

SCORING DRIVES

TEAM	QTR	TIME	SCORING PLAY	NYG	WAS
Giants	1	07:35	D.Jones 6 yd. run (G.Gano kick) (11-79, 5:55)	7	0
Commanders	2	11:16	T.McLaurin 11 yd. pass from T.Heinicke (D.Hopkins kick) (13-90, 7:01)	7	7
Giants	2	04:09	G.Gano 23 yd. Field Goal (10-73, 4:09)	10	7
Commanders	2	00:21	J.McKissic 2 yd. run (D.Hopkins kick) (12-84, 3:48)	10	14
Giants	3	09:07	G.Gano 47 yd. Field Goal (9-46, 5:53)	13	14
Giants	3	04:41	D.Slayton 33 yd. pass from D.Jones (G.Gano kick) (7-65, 2:50)	20	14
Commanders	3	01:30	D.Hopkins 49 yd. Field Goal (7-44, 3:11)	20	17
Giants	4	13:35	G.Gano 52 yd. Field Goal (6-41, 2:55)	23	17
Commanders	4	08:46	D.Hopkins 37 yd. Field Goal (11-56, 4:49)	23	20
Giants	4	04:50	G.Gano 55 yd. Field Goal (8-38, 3:56)	26	20
Commanders	4	04:33	R.Seals-Jones 19 yd. pass from T.Heinicke (D.Hopkins kick) (2-75, 0:17)	26	27
Giants	4	02:00	G.Gano 35 yd. Field Goal (4-3, 0:16)	29	27
Commanders	4	00:00	D.Hopkins 43 yd. Field Goal (11-50, 2:00)	29	30

WEEK 3

MetLife Stadium



17-14



ATLANTA FALCONS

PASSING	ATT	CP	YDS	SK/YD	TD	LG	INT	RTG
Matt Ryan	36	27	243	3/16	2	28	0	111.2
TOTAL	36	27	243	3/16	2	28	0	111.2

RUSHING	ATT	YDS	AVG	LG	TD
Mike Davis	12	50	4.2	11	0
Cordarrelle Patterson	7	20	2.9	11	0
Matt Ryan	1	-1	-1.0	-1	0
TOTAL	20	69	3.5	11	0

RECEIVING	NO	YDS	AVG	LG	TD
Calvin Ridley	8	61	7.6	20	0
Cordarrelle Patterson	6	82	13.7	28	0
Mike Davis	4	20	5.0	12	0
Olamide Zaccheaus	3	32	10.7	14	1
Lee Smith	3	7	2.3	3	1
Kyle Pitts	2	35	17.5	25	0
Tajae Sharpe	1	6	6.0	6	0
TOTAL	27	243	9.0	28	2

TOP DEFENSE	TOT	SOLO	AST	SCK	YDS	INT
Foyesade Oluokun	14	9	5	0.0	0.0	0
Deion Jones	12	8	4	0.0	0.0	0
T.J. Green	8	6	2	0.0	0.0	0

FIELD GOALS	FGM/FGA	PERCENT	RESULTS
Youngbwoe Koo	1-1	100.0	40G
TOTAL	1-1	100.0	

NEW YORK GIANTS

PASSING	ATT	CP	YDS	SK/YD	TD	LG	INT	RTG
Daniel Jones	35	24	266	2/20	0	38	0	90.9
TOTAL	35	24	266	2/20	0	38	0	90.9

RUSHING	ATT	YDS	AVG	LG	TD
Saquon Barkley	16	51	3.2	15	1
Daniel Jones	8	39	4.9	12	0
Eli Penny	2	6	3.0	4	0
Gary Brightwell	1	4	4.0	4	0
TOTAL	27	100	3.7	15	1

RECEIVING	NO	YDS	AVG	LG	TD
Saquon Barkley	6	43	7.2	14	0
Collin Johnson	5	51	10.2	16	0
Kenny Golladay	4	64	16.0	19	0
Evan Engram	2	21	10.5	13	0
Sterling Shepard	2	16	8.0	12	0
Kadarius Toney	2	16	8.0	9	0
C.J. Board	1	38	38.0	38	0
Kaden Smith	1	9	9.0	9	0
Darius Slayton	1	8	8.0	8	0
TOTAL	24	266	11.1	38	0

TOP DEFENSE	TOT	SOLO	AST	SCK	YDS	INT
Tae Crowder	11	4	7	0.0	0.0	0
Logan Ryan	9	3	6	0.0	0.0	0
Jabrill Peppers	7	4	3	0.0	0.0	0

FIELD GOALS	FGM/FGA	PERCENT	RESULTS
Graham Gano	2-2	100.0	25G, 31G
TOTAL	2-2	100.0	

SCORING DRIVES

TEAM	QTR	TIME	SCORING PLAY	ATL	NYG
Giants	1	06:58	G.Gano 25 yd. Field Goal (11-73, 5:16)	0	3
Giants	2	08:13	G.Gano 31 yd. Field Goal (15-73, 7:38)	0	6
Falcons	2	01:33	O.Zaccheaus 4 yd. pass from M.Ryan (Y.Koo kick) (6-44, 0:36)	7	6
Giants	4	12:53	S.Barkley 1 yd. run (D.Jones run) (10-71, 5:10)	7	14
Falcons	4	04:13	L.Smith 1 yd. pass from M.Ryan (Y.Koo kick) (15-72, 8:40)	14	14
Falcons	4	00:00	Y.Koo 40 yd. Field Goal (7-58, 1:50)	17	14

WEEK 4

Caesars Superdome



27-21



NEW YORK GIANTS

PASSING	ATT	CP	YDS	SK/YD	TD	LG	INT	RTG
Daniel Jones	40	28	402	0/0	2	54t	1	108.5
TOTAL	40	28	402	0/0	2	54T	1	108.5

RUSHING	ATT	YDS	AVG	LG	TD
Saquon Barkley	13	52	4.0	17	1
Daniel Jones	4	27	6.8	20	0
Devontae Booker	1	6	6.0	6	0
Kadarius Toney	1	1	1.0	1	0
Evan Engram	1	-3	-3.0	-3	0
TOTAL	20	83	4.2	20	1

RECEIVING	NO	YDS	AVG	LG	TD
Kenny Golladay	6	116	19.3	28	0
Kadarius Toney	6	78	13.0	21	0
Saquon Barkley	5	74	14.8	54t	1
Evan Engram	5	27	5.4	8	0
John Ross III	3	77	25.7	52t	1
Kyle Rudolph	2	24	12.0	20	0
Devontae Booker	1	6	6.0	6	0
TOTAL	28	402	14.4	54T	2

TOP DEFENSE	TOT	SOLO	AST	SCK	YDS	INT
Tae Crowder	9	4	5	0.0	0.0	0
Logan Ryan	9	4	5	0.0	0.0	0
Reggie Ragland	8	4	4	0.0	0.0	0

FIELD GOALS	FGM/FGA	PERCENT	RESULTS
Graham	2-3	66.7	35WL, 23G, 48G
Gano			
TOTAL	2-3	66.0	

NEW ORLEANS SAINTS

PASSING	ATT	CP	YDS	SK/YD	TD	LG	INT	RTG
Jameis Winston	23	17	226	0/0	1	58	0	119.1
Taysom Hill	3	2	9	0/0	0	6	1	30.6
TOTAL	26	19	235	0/0	1	58	1	97.4

RUSHING	ATT	YDS	AVG	LG	TD
Alvin Kamara	26	120	4.6	10	0
Taysom Hill	6	28	4.7	8t	2
Tony Jones Jr.	3	8	2.7	3	0
Ty Montgomery II	2	7	3.5	5	0
Dwayne Washington	1	5	5.0	5	0
Alex Armah Jr.	1	2	2.0	2	0
TOTAL	39	170	4.4	10	2

RECEIVING	NO	YDS	AVG	LG	TD
Deonte Harris	5	52	10.4	18	0
Ty Montgomery II	3	42	14.0	21	0
Marquez Callaway	2	74	37.0	58	0
Taysom Hill	2	26	13.0	15	0
Juwan Johnson	2	20	10.0	15t	1
Chris Hogan	2	15	7.5	9	0
Dwayne Washington	1	6	6.0	6	0
Adam Trautman	1	3	3.0	3	0
Tony Jones Jr.	1	-3	-3.0	-3	0
TOTAL	19	235	12.4	58	1

TOP DEFENSE	TOT	SOLO	AST	SCK	YDS	INT
Malcolm Jenkins	12	8	4	0.0	0.0	0
Pete Werner	10	6	4	0.0	0.0	0
Demario Davis	6	5	1	0.0	0.0	0

FIELD GOALS	FGM/FGA	PERCENT	RESULTS
Aldrick Rosas	0-1	0.0	58WR
TOTAL	0-1	0.0	

SCORING DRIVES

TEAM	QTR	TIME	SCORING PLAY	NYG NO
Giants	2	08:51	J.Ross 52 yd. pass from D.Jones (G.Gano kick) (1-52, 0:08) (9-75, 5:06) (9-75, 5:06)	7 0
Saints	2	00:23	J.Johnson 15 yd. pass from J.Winston (A.Rosas kick) (13-75, 8:28)	7 7
Saints	3	13:24	T.Hill 8 yd. run (A.Rosas kick) (3-75, 1:36)	7 14
Giants	3	08:36	G.Gano 23 yd. Field Goal (10-70, 4:48)	10 14
Saints	4	12:09	T.Hill 8 yd. run (A.Rosas kick) (11-63, 6:14)	10 21
Giants	4	06:52	S.Barkley 54 yd. pass from D.Jones (D.Jones run) (1-54, 0:09)	18 21
Giants	4	00:31	G.Gano 48 yd. Field Goal (11-59, 2:30)	21 21
Giants	OT	04:54	S.Barkley 6 yd. run	27 21

WEEK 5

AT&T Stadium



44-20



DALLAS COWBOYS

PASSING	ATT	CP	YDS	SK/YD	TD	LG	INT	RTG
Dak Prescott	32	22	302	2/10	3	49t	1	116.9
Cedrick Wilson	1	1	22	0/0	0	22	0	118.8
TOTAL	33	23	324	2/10	3	49T	1	118.8

RUSHING	ATT	YDS	AVG	LG	TD
Ezekiel Elliott	21	110	5.2	15	1
Tony Pollard	14	75	5.4	17	0
Dak Prescott	2	6	3.0	6	0
Cedrick Wilson	1	6	6.0	6	0
CeeDee Lamb	1	4	4.0	4	0
TOTAL	39	201	5.2	17	1

RECEIVING	NO	YDS	AVG	LG	TD
Dalton Schultz	6	79	13.2	30	0
CeeDee Lamb	4	84	21.0	49t	1
Tony Pollard	4	28	7.0	13	0
Amari Cooper	3	60	20.0	24t	1
Noah Brown	3	36	12.0	22	0
Ezekiel Elliott	2	2	1.0	4t	1
Cedrick Wilson	1	35	35.0	35	0
TOTAL	23	324	14.1	49T	3

TOP DEFENSE	TOT	SOLO	AST	SCK	YDS	INT
Micah Parsons	9	7	2	0.0	0.0	0
Malik Hooker	6	5	1	0.0	0.0	0
Trevon Diggs	6	4	2	0.0	0.0	1

FIELD GOALS	FGM/FGA	PERCENT	RESULTS
Greg Zuerlein	3-3	100.0	31G, 38G, 31G
TOTAL	3-3	100.0	

NEW YORK GIANTS

PASSING	ATT	CP	YDS	SK/YD	TD	LG	INT	RTG
Mike Glennon	25	16	196	0/0	1	35	2	68.1
Daniel Jones	13	5	98	0/0	0	38	0	65.5
Kadarius Toney	1	0	0	0/0	0	0	0	39.6
TOTAL	39	21	294	0/0	1	38	2	65.5

RUSHING	ATT	YDS	AVG	LG	TD
Devontae Booker	16	42	2.6	14	1
Daniel Jones	3	9	3.0	6	0
Saquon Barkley	2	9	4.5	5	0
Kadarius Toney	1	7	7.0	7	0
Eli Penney	1	4	4.0	4	0
Mike Glennon	2	2	1.0	2	0
TOTAL	25	73	2.9	14	1

RECEIVING	NO	YDS	AVG	LG	TD
Kadarius Toney	10	189	18.9	38	0
Evan Engram	4	55	13.8	18	0
Devontae Booker	3	16	5.3	7	1
C.J. Board	2	7	3.5	5	0
Kyle Rudolph	1	14	14.0	14	0
John Ross III	1	13	13.0	13	0
TOTAL	21	294	14.0	38	1

TOP DEFENSE	TOT	SOLO	AST	SCK	YDS	INT
Logan Ryan	8	6	2	0.0	0.0	0
Tae Crowder	8	5	3	0.0	0.0	0
Adoree' Jackson	7	7	0	0.0	0.0	0

FIELD GOALS	FGM/FGA	PERCENT	RESULTS
Graham Gano	2-3	66.7	54WR, 51G, 51G
TOTAL	2-3	66.0	

SCORING DRIVES

TEAM	QTR	TIME	SCORING PLAY	NYG	DAL
Cowboys	1	06:17	G.Zuerlein 31 yd. Field Goal (10-44, 4:30)	0	3
Cowboys	2	11:59	C.Lamb 49 yd. pass from D.Prescott (G.Zuerlein kick) (4-65, 1:59)	0	10
Giants	2	10:10	G.Gano 51 yd. Field Goal (7-42, 1:49)	3	10
Giants	2	02:51	D.Booker 1 yd. run (G.Gano kick) (12-88, 5:51)	10	10
Cowboys	2	00:36	A.Cooper 24 yd. pass from D.Prescott (G.Zuerlein kick) (8-75, 2:15)	10	17
Giants	3	11:14	G.Gano 51 yd. Field Goal (7-42, 3:46)	13	17
Cowboys	3	07:11	E.Elliott 4 yd. pass from D.Prescott (G.Zuerlein kick) (10-75, 4:03)	13	24
Cowboys	3	02:02	G.Zuerlein 38 yd. Field Goal (8-39, 4:55)	13	27
Cowboys	4	07:34	E.Elliott 13 yd. run (G.Zuerlein kick) (9-98, 4:48)	13	34
Giants	4	03:17	D.Booker 3 yd. pass from M.Glennon (G.Gano kick) (11-75, 4:17)	20	34
Cowboys	4	01:53	G.Zuerlein 31 yd. Field Goal (8-33, 1:24)	20	37
Cowboys	4	01:28	A.Brown 45 yd. interception return (G.Zuerlein kick)	20	44

WEEK 6

MetLife Stadium



38-11



LOS ANGELES RAMS

PASSING	ATT	CP	YDS	SK/YD	TD	LG	INT	RTG
Matthew Stafford	28	22	251	2/17	4	30	1	128.7
John Wolford	2	0	0	0/0	0	0	1	0.0
TOTAL	30	22	251	2/17	4	30	2	109.9

RUSHING	ATT	YDS	AVG	LG	TD
Darrell Henderson Jr.	21	78	3.7	10	1
Sony Michel	9	42	4.7	15	0
Matthew Stafford	2	12	6.0	9	0
John Wolford	2	-1	-0.5	0	0
TOTAL	34	131	3.9	15	1

RECEIVING	NO	YDS	AVG	LG	TD
Cooper Kupp	9	130	14.4	30	2
Tyler Higbee	5	36	7.2	10	0
Van Jefferson	3	19	6.3	18	0
Robert Woods	2	31	15.5	16	1
Darrell Henderson Jr.	2	29	14.5	25	1
DeSean Jackson	1	6	6.0	6	0
TOTAL	22	251	11.4	30	4

TOP DEFENSE	TOT	SOLO	AST	SCK	YDS	INT
Jordan Fuller	11	8	3	0.0	0.0	0
Jalen Ramsey	6	5	1	0.0	0.0	0
Robert Rochell	5	4	1	0.0	0.0	1

FIELD GOALS	FGM/FGA	PERCENT	RESULTS
Matt Gay	1-1	100.0	32G
TOTAL	1-1	100.0	

NEW YORK GIANTS

PASSING	ATT	CP	YDS	SK/YD	TD	LG	INT	RTG
Daniel Jones	51	29	242	4/41	0	17	3	44.7
TOTAL	51	29	242	4/41	0	17	3	44.7

RUSHING	ATT	YDS	AVG	LG	TD
Devontae Booker	12	41	3.4	14	0
Eli Penny	3	15	5.0	6	1
Daniel Jones	3	4	1.3	2	0
TOTAL	18	60	3.3	14	1

RECEIVING	NO	YDS	AVG	LG	TD
Sterling Shepard	10	76	7.6	14	0
Dante Pettis	5	48	9.6	15	0
Devontae Booker	4	28	7.0	11	0
Kadarius Toney	3	36	12.0	17	0
Evan Engram	3	24	8.0	11	0
Collin Johnson	2	21	10.5	11	0
Kyle Rudolph	1	8	8.0	8	0
Eli Penny	1	1	1.0	1	0
TOTAL	29	242	8.3	17	0

TOP DEFENSE	TOT	SOLO	AST	SCK	YDS	INT
Tae Crowder	10	7	3	0.0	0.0	0
Jabrill Peppers	9	5	4	0.0	0.0	0
Logan Ryan	7	5	2	0.0	0.0	0

FIELD GOALS	FGM/FGA	PERCENT	RESULTS
Graham Gano	1-1	100.0	27G
TOTAL	1-1	100.0	

SCORING DRIVES

TEAM	QTR	TIME	SCORING PLAY	LAR	NYG
Giants	1	09:21	G.Gano 27 yd. Field Goal (14-73, 5:39)	0	3
Rams	2	10:28	R.Woods 15 yd. pass from M.Stafford (M.Gay kick) (6-66, 3:05)	7	3
Rams	2	08:06	C.Kupp 3 yd. pass from M.Stafford (M.Gay kick) (4-12, 1:17)	14	3
Rams	2	03:36	D.Henderson 2 yd. run (M.Gay kick) (4-14, 1:17)	21	3
Rams	2	00:33	D.Henderson 25 yd. pass from M.Stafford (M.Gay kick) (6-73, 1:41)	28	3
Rams	3	05:45	M.Gay 32 yd. Field Goal (13-68, 9:15)	31	3
Rams	4	11:55	C.Kupp 13 yd. pass from M.Stafford (M.Gay kick) (9-49, 5:03)	38	3
Giants	4	06:21	E.Penny 4 yd. run (D.Jones-K.Rudolph pass) (12-53, 3:27)	38	11

WEEK 7

MetLife Stadium



25-3



NEW YORK GIANTS

PASSING	ATT	CP	YDS	SK/YD	TD	LG	INT	RTG
Daniel Jones	33	23	203	2/20	1	27	0	95.9
Dante Pettis	1	1	16	0/0	0	16	0	118.8
TOTAL	34	24	219	2/20	1	27	0	97.5

RUSHING	ATT	YDS	AVG	LG	TD
Devontae Booker	14	51	3.6	19T	1
Daniel Jones	8	28	3.5	14	0
Eli Penny	9	24	2.7	9	0
TOTAL	31	103	3.3	19T	1

RECEIVING	NO	YDS	AVG	LG	TD
Evan Engram	6	44	7.3	18	0
Darius Slayton	5	63	12.6	16	0
Dante Pettis	5	39	7.8	27	1
John Ross III	2	27	13.5	15	0
Devontae Booker	2	15	7.5	14	0
Kyle Rudolph	2	8	4.0	7	0
Daniel Jones	1	16	16.0	16	0
Collin Johnson	1	7	7.0	7	0
TOTAL	24	219	9.1	27	1

TOP DEFENSE	TOT	SOLO	AST	SCK	YDS	INT
Tae Crowder	6	2	4	0.0	0.0	0
Leonard Williams	6	1	5	1.5	4.0	0
Adoree' Jackson	5	3	2	0.0	0.0	0

FIELD GOALS	FGM/FGA	PERCENT	RESULTS
Graham Gano	3-3	100.0	49G, 53G, 44G
TOTAL	3-3	100.0	

CAROLINA PANTHERS

PASSING	ATT	CP	YDS	SK/YD	TD	LG	INT	RTG
Sam Darnold	25	16	112	3/12	0	21	1	57.4
PJ Walker	14	3	33	3/16	0	19	0	39.6
TOTAL	39	19	145	6/28	0	21	1	47.5

RUSHING	ATT	YDS	AVG	LG	TD
Chuba Hubbard	12	28	2.3	13	0
Royce Freeman	3	18	6.0	7	0
PJ Walker	1	13	13.0	13	0
Shi Smith	1	-3	-3.0	-3	0
TOTAL	17	56	3.3	13	0

RECEIVING	NO	YDS	AVG	LG	TD
DJ Moore	6	73	12.2	21	0
Chuba Hubbard	4	28	7.0	12	0
Keith Kirkwood	3	17	5.7	7	0
Robbie Anderson	3	14	4.7	5	0
Tommy Tremble	2	12	6.0	9	0
Royce Freeman	1	1	1.0	1	0
TOTAL	19	145	7.6	21	0

TOP DEFENSE	TOT	SOLO	AST	SCK	YDS	INT
Jeremy Chinn	8	4	4	0.0	0.0	0
Sean Chandler	7	4	3	0.0	0.0	0
Derrick Brown	6	4	2	1.0	10.0	0

FIELD GOALS	FGM/FGA	PERCENT	RESULTS
Zane Gonzalez	1-1	100.0	45G
TOTAL	1-1	100.0	

SCORING DRIVES

TEAM	QTR	TIME	SCORING PLAY	CAR	NYG
Panthers	1	08:37	Z.Gonzalez 45 yd. Field Goal (13-46, 6:23)	3	0
Giants	2	14:53	Penalty on S.Darnold enforced in end zone for a Safety	3	2
Giants	2	12:53	G.Gano 49 yd. Field Goal (6-32, 2:00)	3	5
Giants	3	00:59	D.Pettis 5 yd. pass from D.Jones (G.Gano kick) (11-75, 6:33)	3	12
Giants	4	12:41	G.Gano 53 yd. Field Goal (6-19, 2:10)	3	15
Giants	4	05:54	G.Gano 44 yd. Field Goal (10-32, 5:32)	3	18
Giants	4	04:46	D.Booker 19 yd. run (G.Gano kick) (1-19, 0:06)	3	25

WEEK 8

Arrowhead Stadium



20-17



KANSAS CITY CHIEFS

PASSING	ATT	CP	YDS	SK/YD	TD	LG	INT	RTG
Patrick Mahomes	48	29	275	2/14	1	24	1	74.6
TOTAL	48	29	275	2/14	1	24	1	74.6

RUSHING	ATT	YDS	AVG	LG	TD
Darrel Williams	13	49	3.8	12	0
Derrick Gore	11	48	4.4	10	1
Patrick Mahomes	3	10	3.3	6	0
TOTAL	27	107	4.0	12	1

RECEIVING	NO	YDS	AVG	LG	TD
Tyreek Hill	12	94	7.8	15	1
Darrel Williams	6	61	10.2	17	0
Mecole Hardman	5	63	12.6	24	0
Travis Kelce	4	27	6.8	14	0
Demarcus Robinson	1	18	18.0	18	0
Byron Pringle	1	12	12.0	12	0
TOTAL	29	275	9.5	24	1

TOP DEFENSE	TOT	SOLO	AST	SCK	YDS	INT
Nick Bolton	11	4	7	0.0	0.0	0
Willie Gay	9	5	4	0.0	0.0	1
L'Jarius Sneed	7	5	2	0.0	0.0	0

FIELD GOALS	FGM/FGA	PERCENT	RESULTS
Harrison Butler	2-2	100.0	36G, 34G
TOTAL	2-2	100.0	

NEW YORK GIANTS

PASSING	ATT	CP	YDS	SK/YD	TD	LG	INT	RTG
Daniel Jones	32	22	222	3/13	2	50	1	96.1
Kadarius Toney	1	1	19	0/0	0	19	0	118.8
TOTAL	33	23	241	3/13	2	50	1	98.2

RUSHING	ATT	YDS	AVG	LG	TD
Devontae Booker	15	60	4.0	14	0
Daniel Jones	5	12	2.4	6	0
TOTAL	20	72	3.6	14	0

RECEIVING	NO	YDS	AVG	LG	TD
Devontae Booker	5	65	13.0	41	0
Kadarius Toney	4	26	6.5	11	0
Sterling Shepard	4	25	6.3	19	0
Evan Engram	3	15	5.0	7	1
John Ross III	2	72	36.0	50	0
Kyle Rudolph	2	12	6.0	11	1
Collin Johnson	2	10	5.0	6	0
Eli Penny	1	16	16.0	16	0
TOTAL	23	241	10.5	50	2

TOP DEFENSE	TOT	SOLO	AST	SCK	YDS	INT
Adoree' Jackson	12	8	4	0.0	0.0	0
Logan Ryan	9	7	2	0.0	0.0	0
Tae Crowder	7	3	4	0.0	0.0	0

FIELD GOALS	FGM/FGA	PERCENT	RESULTS
Graham Gano	1-1	100.0	23G
TOTAL	1-1	100.0	

SCORING DRIVES

TEAM	QTR	TIME	SCORING PLAY	NYG	KC
Chiefs	1	06:12	T.Hill 6 yd. pass from P.Mahomes (H.Butler kick) (4-13, 1:25)	0	7
Giants	2	14:14	K.Rudolph 1 yd. pass from D.Jones (G.Gano kick) (9-85, 4:02)	7	7
Chiefs	2	06:37	D.Gore 3 yd. run (H.Butler kick) (11-68, 5:46)	7	14
Giants	2	02:45	G.Gano 23 yd. Field Goal (8-86, 3:52)	10	14
Giants	4	14:53	E.Engram 5 yd. pass from D.Jones (G.Gano kick) (8-57, 3:34)	17	14
Chiefs	4	08:53	H.Butler 36 yd. Field Goal (14-57, 6:00)	17	17
Chiefs	4	01:07	H.Butler 34 yd. Field Goal (9-55, 3:34)	17	20

WEEK 9

MetLife Stadium



23-16



NEW YORK GIANTS

PASSING	ATT	CP	YDS	SK/YD	TD	LG	INT	RTG
Daniel Jones	20	15	110	2/6	1	30t	0	104.2
Kadarius Toney	0	0	0	1/6	0	0	0	0.0
TOTAL	20	15	110	3/12	1	30T	0	104.2

RUSHING	ATT	YDS	AVG	LG	TD
Devontae Booker	21	99	4.7	20	0
Eli Penny	5	35	7.0	12	0
Daniel Jones	4	17	4.3	8	0
Kadarius Toney	1	-2	-2.0	-2	0
TOTAL	31	149	4.8	20	0

RECEIVING	NO	YDS	AVG	LG	TD
Kyle Rudolph	4	20	5.0	9	0
Evan Engram	3	38	12.7	30t	1
Devontae Booker	3	23	7.7	12	0
Kenny Golladay	2	28	14.0	14	0
Eli Penny	2	-8	-4.0	-1	0
Kadarius Toney	1	9	9.0	9	0
TOTAL	15	110	7.3	30T	1

TOP DEFENSE	TOT	SOLO	AST	SCK	YDS	INT
Logan Ryan	9	6	3	0.0	0.0	0
Tae Crowder	9	5	4	0.0	0.0	0
Xavier McKinney	7	4	3	0.0	0.0	2

FIELD GOALS	FGM/FGA	PERCENT	RESULTS
Graham Gano	3-3	100.0	35G, 32G, 38G
TOTAL	3-3	100.0	

LAS VEGAS RAIDERS

PASSING	ATT	CP	YDS	SK/YD	TD	LG	INT	RTG
Derek Carr	46	30	296	1/10	1	24	2	72.4
TOTAL	46	30	296	1/10	1	24	2	72.4

RUSHING	ATT	YDS	AVG	LG	TD
Josh Jacobs	13	76	5.8	14	0
Kenyan Drake	4	30	7.5	21	0
Marcus Mariota	1	6	6.0	6	0
Derek Carr	2	5	2.5	4	0
TOTAL	20	117	5.9	21	0

RECEIVING	NO	YDS	AVG	LG	TD
Darren Waller	7	92	13.1	24	0
Hunter Renfrow	7	49	7.0	20	1
Kenyan Drake	6	70	11.7	22	0
Josh Jacobs	4	19	4.8	8	0
Alec Ingold	3	28	9.3	15	0
Jalen Richard	2	18	9.0	10	0
Zay Jones	1	20	20.0	20	0
TOTAL	30	296	9.9	24	1

TOP DEFENSE	TOT	SOLO	AST	SCK	YDS	INT
Denzel Perryman	10	7	3	0.0	0.0	0
Johnathan Abram	8	6	2	0.0	0.0	0
Brandon Facyson	7	4	3	0.0	0.0	0

FIELD GOALS	FGM/FGA	PERCENT	RESULTS
Daniel Carlson	3-4	75.0	25G, 32G, 25G, 25WL
TOTAL	3-4	75.0	

SCORING DRIVES

TEAM	QTR	TIME	SCORING PLAY	LV	NYG
Giants	1	10:46	E.Engram 30 yd. pass from D.Jones (G.Gano kick) (7-75, 4:14)	0	7
Raiders	1	05:44	H.Renfrow 2 yd. pass from D.Carr (D.Carson kick) (10-73, 5:02)	7	7
Raiders	2	14:48	D.Carson 25 yd. Field Goal (6-24, 1:35)	10	7
Giants	2	03:24	G.Gano 35 yd. Field Goal (9-43, 5:14)	10	10
Raiders	2	00:06	D.Carson 32 yd. Field Goal (10-56, 3:18)	13	10
Giants	3	13:28	X.McKinney 41 yd. interception return (G.Gano kick)	13	17
Raiders	3	05:20	D.Carson 25 yd. Field Goal (15-85, 8:08)	16	17
Giants	4	14:07	G.Gano 32 yd. Field Goal (13-62, 6:13)	16	20
Giants	4	03:21	G.Gano 38 yd. Field Goal (6-30, 1:51)	16	23

WEEK 11

Raymond James Stadium



30-10



TAMPA BAY BUCCANEERS

PASSING	ATT	CP	YDS	SK/YD	TD	LG	INT	RTG
Tom Brady	46	30	307	0/0	2	35	1	89.7
Blaine Gabbert	2	2	11	1/10	0	8	0	89.6
TOTAL	48	32	318	1/10	2	35	1	90.5

RUSHING	ATT	YDS	AVG	LG	TD
Leonard Fournette	10	35	3.5	7	0
Ronald Jones II	8	33	4.1	9	1
Tom Brady	1	10	10.0	10	0
Mike Evans	1	10	10.0	10	0
Chris Godwin	1	7	7.0	7	0
Ke'Shawn Vaughn	3	4	1.3	3	0
Blaine Gabbert	2	-2	-1.0	-1	0
Breshad Perriman	1	-3	-3.0	-3	0
TOTAL	27	94	3.5	10	1

RECEIVING	NO	YDS	AVG	LG	TD
Mike Evans	6	73	12.2	21	1
Rob Gronkowski	6	71	11.8	35	0
Chris Godwin	6	65	10.8	18	1
Leonard Fournette	6	39	6.5	10	0
Cameron Brate	2	27	13.5	15	0
Breshad Perriman	2	19	9.5	14	0
O.J. Howard	1	10	10.0	10	0
Tyler Johnson	1	8	8.0	8	0
Giovani Bernard	1	3	3.0	3	0
Jaelon Darden	1	3	3.0	3	0
TOTAL	32	318	9.9	35	2

TOP DEFENSE	TOT	SOLO	AST	SCK	YDS	INT
Lavonte David	8	5	3	0.0	0.0	0
Devin White	8	3	5	0.0	0.0	0
Sean Murphy-Bunting	7	7	0	0.0	0.0	0

FIELD GOALS	FGM/FGA	PERCENT	RESULTS
Ryan Succop	3-3	100.0	25G, 40G, 30G
TOTAL	3-3	100.0	

NEW YORK GIANTS

PASSING	ATT	CP	YDS	SK/YD	TD	LG	INT	RTG
Daniel Jones	38	23	167	2/18	1	28	2	57.7
Kadarius Toney	1	0	0	0/0	0	0	0	39.6
TOTAL	39	23	167	2/18	1	28	2	56.3

RUSHING	ATT	YDS	AVG	LG	TD
Saquon Barkley	6	25	4.2	12	0
John Ross III	1	16	16.0	16	0
Devontae Booker	3	15	5.0	9	0
Daniel Jones	3	10	3.3	6	0
TOTAL	13	66	5.1	16	0

RECEIVING	NO	YDS	AVG	LG	TD
Kadarius Toney	7	40	5.7	8	0
Saquon Barkley	6	31	5.2	11	0
Darius Slayton	4	37	9.3	21	0
Evan Engram	2	12	6.0	9	0
Kyle Rudolph	1	28	28.0	28	0
Kenny Golladay	1	12	12.0	12	0
Devontae Booker	1	5	5.0	5	0
Andrew Thomas	1	2	2.0	2	1
TOTAL	23	167	7.3	28	1

TOP DEFENSE	TOT	SOLO	AST	SCK	YDS	INT
Xavier McKinney	7	5	2	0.0	0.0	0
James Bradberry	6	4	2	0.0	0.0	0
Quincy Roche	6	4	2	0.0	0.0	0

FIELD GOALS	FGM/FGA	PERCENT	RESULTS
Graham Gano	1-1	100.0	37G
TOTAL	1-1	100.0	

SCORING DRIVES

TEAM	QTR	TIME	SCORING PLAY	NYG	TB
Buccaneers	1	11:03	C.Godwin 13 yd. pass from T.Brady (R.Succop kick) (8-73, 3:57)	0	7
Giants	1	04:04	G.Gano 37 yd. Field Goal (13-56, 6:59)	3	7
Buccaneers	2	11:16	R.Succop 25 yd. Field Goal (18-79, 7:48)	3	10
Giants	2	09:14	A.Thomas 2 yd. pass from D.Jones (G.Gano kick) (2-5, 0:39)	10	10
Buccaneers	2	05:06	R.Jones 6 yd. run (R.Succop kick) (8-71, 4:08)	10	17
Buccaneers	3	07:31	M.Evans 5 yd. pass from T.Brady (R.Succop kick) (10-74, 4:51)	10	24
Buccaneers	3	03:53	R.Succop 40 yd. Field Goal (6-15, 2:21)	10	27
Buccaneers	4	07:44	R.Succop 30 yd. Field Goal (5-27, 2:18)	10	30

WEEK 12

MetLife Stadium



13-7



NEW YORK GIANTS

PASSING	ATT	CP	YDS	SK/YD	TD	LG	INT	RTG
Daniel Jones	30	19	202	1/8	1	20	0	94.0
TOTAL	30	19	202	1/8	1	20	0	94.0

RUSHING	ATT	YDS	AVG	LG	TD
Saquon Barkley	13	40	3.1	32	0
Daniel Jones	9	30	3.3	14	0
Devontae Booker	3	10	3.3	6	0
Pharaoh Cooper	1	3	3.0	3	0
Darius Slayton	1	-13	-13.0	-13	0
TOTAL	27	70	2.6	32	0

RECEIVING	NO	YDS	AVG	LG	TD
Saquon Barkley	4	13	3.3	8	0
Kenny Galladay	3	50	16.7	18	0
Darius Slayton	3	40	13.3	18	0
Evan Engram	3	37	12.3	20	0
John Ross III	2	28	14.0	19	0
Chris Myarick	2	11	5.5	10	1
Devontae Booker	1	17	17.0	17	0
Pharaoh Cooper	1	6	6.0	6	0
TOTAL	19	202	10.6	20	1

TOP DEFENSE	TOT	SOLO	AST	SCK	YDS	INT
Xavier McKinney	8	4	4	0.0	0.0	1
Tae Crowder	6	4	2	0.0	0.0	1
Aaron Robinson	6	4	2	0.0	0.0	0

FIELD GOALS	FGM/FGA	PERCENT	RESULTS
Graham Gano	2-3	66.7	35G, 51WR, 39G
TOTAL	2-3	66.0	

PHILADELPHIA EAGLES

PASSING	ATT	CP	YDS	SK/YD	TD	LG	INT	RTG
Jalen Hurts	31	14	129	1/5	0	21	3	17.5
TOTAL	31	14	129	1/5	0	21	3	17.5

RUSHING	ATT	YDS	AVG	LG	TD
Jalen Hurts	8	77	9.6	18	0
Boston Scott	15	64	4.3	12	1
Miles Sanders	9	64	7.1	27	0
Quez Watkins	1	3	3.0	3	0
TOTAL	33	208	6.3	27	1

RECEIVING	NO	YDS	AVG	LG	TD
Kenneth Gainwell	3	32	10.7	14	0
Jalen Reagor	2	31	15.5	21	0
Quez Watkins	2	23	11.5	19	0
DeVonta Smith	2	22	11.0	14	0
Boston Scott	2	8	4.0	6	0
J.J. Arcega-Whiteside	1	13	13.0	13	0
Dallas Goedert	1	0	0.0	0	0
Miles Sanders	1	0	0.0	0	0
TOTAL	14	129	9.2	21	0

TOP DEFENSE	TOT	SOLO	AST	SCK	YDS	INT
Alex Singleton	11	7	4	0.0	0.0	0
Avonte Maddox	8	8	0	0.0	0.0	0
Steven Nelson	6	4	2	0.0	0.0	0

FIELD GOALS	FGM/FGA	PERCENT	RESULTS
			No Field Goals

SCORING DRIVES

TEAM	QTR	TIME	SCORING PLAY	PHI	NYG
Giants	1	06:44	G.Gano 35 yd. Field Goal (11-47, 5:23)	0	3
Giants	3	06:50	C.Myarick 1 yd. pass from D.Jones (G.Gano kick) (10-59, 5:58)	0	10
Eagles	4	14:55	B.Scott 1 yd. run (J.Elliott kick) (10-66, 4:38)	7	10
Giants	4	02:54	G.Gano 39 yd. Field Goal (12-70, 7:22)	7	13



WEEK 13

Hard Rock Stadium



20-9



MIAMI DOLPHINS

PASSING	ATT	CP	YDS	SK/YD	TD	LG	INT	RTG
Tua	41	30	244	2/15	2	25	0	104.1
Tagovailoa								
TOTAL	41	30	244	2/15	2	25	0	104.1

RUSHING	ATT	YDS	AVG	LG	TD
Myles Gaskin	15	44	2.9	6	0
Salvon Ahmed	8	23	2.9	11	0
Tua	2	1	0.5	2	0
Tagovailoa					
TOTAL	25	68	2.7	11	0

RECEIVING	NO	YDS	AVG	LG	TD
Jaylen Waddle	9	90	10.0	25	0
Mike Gesicki	7	46	6.6	17	0
DeVante Parker	5	62	12.4	17	0
Albert Wilson	4	26	6.5	13	0
Myles Gaskin	2	5	2.5	3	0
Hunter Long	1	8	8.0	8	0
Mack Hollins	1	5	5.0	5	1
Isaiah Ford	1	2	2.0	2	1
TOTAL	30	244	8.1	25	2

TOP DEFENSE	TOT	SOLO	AST	SCK	YDS	INT
Eric Rowe	7	5	2	0.0	0.0	0
Byron Jones	5	5	0	0.0	0.0	0
Nik Needham	5	4	1	0.0	0.0	0

FIELD GOALS	FGM/FGA	PERCENT	RESULTS
Jason Sanders	2-3	66.7	48G, 52WR, 48G
TOTAL	2-3	66.0	

NEW YORK GIANTS

PASSING	ATT	CP	YDS	SK/YD	TD	LG	INT	RTG
Mike Glennon	44	23	187	3/28	0	20	1	53.9
TOTAL	44	23	187	3/28	0	20	1	53.9

RUSHING	ATT	YDS	AVG	LG	TD
Saquon Barkley	11	55	5.0	23	0
Devontae Booker	6	36	6.0	17	0
TOTAL	17	91	5.4	23	0

RECEIVING	NO	YDS	AVG	LG	TD
Saquon Barkley	6	19	3.2	11	0
Evan Engram	4	61	15.3	18	0
Devontae Booker	4	18	4.5	8	0
Kenny Golladay	3	37	12.3	20	0
Pharaoh Cooper	2	21	10.5	15	0
Kyle Rudolph	2	18	9.0	11	0
Darius Slayton	2	13	6.5	9	0
TOTAL	23	187	8.1	20	0

TOP DEFENSE	TOT	SOLO	AST	SCK	YDS	INT
Tae Crowder	9	6	3	0.0	0.0	0
Logan Ryan	8	3	5	0.0	0.0	0
Aaron Robinson	7	4	3	0.0	0.0	0

FIELD GOALS	FGM/FGA	PERCENT	RESULTS
Graham Gano	3-4	75.0	39G, 34G, 51G, 56WR
TOTAL	3-4	75.0	

SCORING DRIVES

TEAM	QTR	TIME	SCORING PLAY	NYG	MIA
Giants	2	13:12	G.Gano 39 yd. Field Goal (7-16, 2:37)	3	0
Dolphins	2	07:07	J.Sanders 48 yd. Field Goal (11-47, 6:05)	3	3
Dolphins	2	00:26	M.Hollins 5 yd. pass from T.Tagovailoa (J.Sanders kick) (14-89, 3:52)	3	10
Giants	3	10:29	G.Gano 34 yd. Field Goal (10-69, 3:31)	6	10
Dolphins	4	11:06	I.Ford 2 yd. pass from T.Tagovailoa (J.Sanders kick) (7-61, 3:45)	6	17
Giants	4	04:59	G.Gano 51 yd. Field Goal (10-25, 3:43)	9	17
Dolphins	4	01:11	J.Sanders 48 yd. Field Goal (10-45, 3:48)	9	20

WEEK 14

SoFi Stadium



37-21



LOS ANGELES CHARGERS

PASSING	ATT	CP	YDS	SK/YD	TD	LG	INT	RTG
Justin Herbert	31	23	275	2/4	3	59t	0	133.1
TOTAL	31	23	275	2/4	3	59T	0	133.1

RUSHING	ATT	YDS	AVG	LG	TD
Austin Ekeler	12	67	5.6	17	1
Justin Jackson	9	35	3.9	9	0
Joshua Kelley	10	33	3.3	12	0
Justin Herbert	4	19	4.8	10	0
Chase Daniel	2	-2	-1.0	-1	0
TOTAL	37	152	4.1	17	1

RECEIVING	NO	YDS	AVG	LG	TD
Mike Williams	6	61	10.2	25	0
Joshua Palmer	5	66	13.2	36	1
Jalen Guyton	3	87	29.0	59t	1
Austin Ekeler	2	17	8.5	10	0
Donald Parham Jr.	2	13	6.5	15	0
Jared Cook	2	8	4.0	7	1
Stephen Anderson	1	11	11.0	11	0
Justin Jackson	1	7	7.0	7	0
Joshua Kelley	1	5	5.0	5	0
TOTAL	23	275	12.0	59T	3

TOP DEFENSE	TOT	SOLO	AST	SCK	YDS	INT
Kyzir White	10	5	5	0.0	0.0	0
Nasir Adderley	6	3	3	0.0	0.0	0
Justin Jones	5	3	2	1.0	2.0	0

FIELD GOALS	FGM/FGA	PERCENT	RESULTS
Dustin Hopkins	3-3	100.0	27G, 28G, 39G
TOTAL	3-3	100.0	

NEW YORK GIANTS

PASSING	ATT	CP	YDS	SK/YD	TD	LG	INT	RTG
Mike Glennon	36	17	191	2/10	2	60	1	70.5
Riley Dixon	1	0	0	0/0	0	0	0	39.6
TOTAL	37	17	191	2/10	2	60	1	68.6

RUSHING	ATT	YDS	AVG	LG	TD
Saquon Barkley	16	64	4.0	13	0
Devontae Booker	8	56	7.0	9	0
Eli Penny	1	8	8.0	8	0
Mike Glennon	1	7	7.0	7t	1
TOTAL	26	135	5.2	13	1

RECEIVING	NO	YDS	AVG	LG	TD
Devontae Booker	4	28	7.0	17	0
Saquon Barkley	3	31	10.3	18t	1
Kyle Rudolph	2	66	33.0	60	0
Sterling Shepard	2	27	13.5	24	0
Kenny Golladay	2	15	7.5	10	0
Evan Engram	1	8	8.0	8	0
John Ross III	1	7	7.0	7	0
Pharaoh Cooper	1	6	6.0	6	0
Eli Penny	1	3	3.0	3t	1
TOTAL	17	191	11.2	60	2

TOP DEFENSE	TOT	SOLO	AST	SCK	YDS	INT
Aaron Robinson	9	7	2	0.0	0.0	0
Logan Ryan	9	6	3	0.0	0.0	0
Tae Crowder	8	2	6	0.0	0.0	0

FIELD GOALS	FGM/FGA	PERCENT	RESULTS
			No Field Goals

SCORING DRIVES

TEAM	QTR	TIME	SCORING PLAY	NYG	LAC
Chargers	1	04:44	A.Ekeler 1 yd. run (D.Hopkins kick) (9-60, 4:33)	0	7
Giants	1	01:29	E.Penny 3 yd. pass from M.Glennon (G.Gano kick) (7-75, 3:15)	7	7
Chargers	2	12:07	J.Palmer 12 yd. pass from J.Herbert (D.Hopkins kick) (9-60, 4:22)	7	14
Chargers	2	04:15	D.Hopkins 27 yd. Field Goal (12-69, 6:25)	7	17
Chargers	2	00:17	J.Guyton 59 yd. pass from J.Herbert (D.Hopkins kick) (4-75, 0:23)	7	24
Chargers	3	09:36	D.Hopkins 28 yd. Field Goal (10-67, 5:24)	7	27
Chargers	3	05:05	D.Hopkins 39 yd. Field Goal (6-17, 2:56)	7	30
Chargers	4	09:28	J.Cook 1 yd. pass from J.Herbert (D.Hopkins kick) (11-41, 5:55)	7	37
Giants	4	04:33	S.Barkley 18 yd. pass from M.Glennon (pass failed) (10-75, 4:55)	13	37
Giants	4	01:18	M.Glennon 7 yd. run (E.Penny run) (7-63, 2:11)	21	37

WEEK 15

MetLife Stadium



21-6



DALLAS COWBOYS

PASSING	ATT	CP	YDS	SK/YD	TD	LG	INT	RTG
Dak Prescott	37	28	217	3/14	1	19	0	98.6
TOTAL	37	28	217	3/14	1	19	0	98.6

RUSHING	ATT	YDS	AVG	LG	TD
Tony Pollard	12	74	6.2	17	0
Ezekiel Elliott	16	52	3.3	13	1
Dak Prescott	2	-1	-0.5	0	0
TOTAL	30	125	4.2	17	1

RECEIVING	NO	YDS	AVG	LG	TD
Dalton Schultz	8	67	8.4	15	1
CeeDee Lamb	6	50	8.3	16	0
Michael Gallup	3	32	10.7	19	0
Ezekiel Elliott	3	20	6.7	11	0
Tony Pollard	3	13	4.3	7	0
Jeremy Sprinkle	2	21	10.5	11	0
Amari Cooper	2	8	4.0	5	0
Malik Turner	1	6	6.0	6	0
TOTAL	28	217	7.8	19	1

TOP DEFENSE	TOT	SOLO	AST	SCK	YDS	INT
Keanu Neal	7	5	2	0.0	0.0	0
Damontae Kazee	7	4	3	0.0	0.0	0
Malik Hooker	6	5	1	0.0	0.0	1

FIELD GOALS	FGM/FGA	PERCENT	RESULTS
Greg Zuerlein	3-3	100.0	26G, 42G, 27G
TOTAL	3-3	100.0	

NEW YORK GIANTS

PASSING	ATT	CP	YDS	SK/YD	TD	LG	INT	RTG
Mike Glennon	24	13	99	0/0	0	16	3	24.8
Jake Fromm	12	6	82	1/3	0	36	0	72.2
TOTAL	36	19	181	1/3	0	36	3	32.3

RUSHING	ATT	YDS	AVG	LG	TD
Devontae Booker	8	74	9.3	31	0
Saquon Barkley	15	50	3.3	6	0
Mike Glennon	1	0	0.0	0	0
TOTAL	24	124	5.2	31	0

RECEIVING	NO	YDS	AVG	LG	TD
Evan Engram	4	33	8.3	15	0
Saquon Barkley	4	24	6.0	15	0
Kenny Golladay	3	53	17.7	36	0
Darius Slayton	2	23	11.5	14	0
Sterling Shepard	2	15	7.5	8	0
Devontae Booker	2	8	4.0	4	0
Collin Johnson	1	16	16.0	16	0
Kyle Rudolph	1	9	9.0	9	0
TOTAL	19	181	9.5	36	0

TOP DEFENSE	TOT	SOLO	AST	SCK	YDS	INT
Tae Crowder	12	6	6	0.0	0.0	0
Julian Love	10	8	2	0.0	0.0	0
Logan Ryan	10	8	2	0.0	0.0	0

FIELD GOALS	FGM/FGA	PERCENT	RESULTS
Graham Gano	2-2	100.0	35G, 42G
TOTAL	2-2	100.0	

SCORING DRIVES

TEAM	QTR	TIME	SCORING PLAY	DAL	NYG
Cowboys	1	06:31	E.Elliott 13 yd. run (kick failed, wl) (2-13, 0:09)	6	0
Giants	1	00:37	G.Gano 35 yd. Field Goal (11-58, 5:54)	6	3
Cowboys	2	10:30	G.Zuerlein 26 yd. Field Goal (10-58, 5:07)	9	3
Cowboys	2	01:39	G.Zuerlein 42 yd. Field Goal (16-68, 6:37)	12	3
Cowboys	2	00:00	G.Zuerlein 27 yd. Field Goal (6-37, 0:41)	15	3
Giants	3	12:05	G.Gano 42 yd. Field Goal (8-51, 2:55)	15	6
Cowboys	3	01:57	D.Schultz 1 yd. pass from D.Prescott (kick failed, hru) (5-29, 2:28)	21	6

WEEK 16

Lincoln Financial Field



34-10



PHILADELPHIA EAGLES

PASSING	ATT	CP	YDS	SK/YD	TD	LG	INT	RTG
Jalen Hurts	29	17	199	1/5	2	46	0	102.5
TOTAL	29	17	199	1/5	2	46	0	102.5

RUSHING	ATT	YDS	AVG	LG	TD
Miles Sanders	7	45	6.4	15	0
Boston Scott	12	41	3.4	9	1
Jordan Howard	9	37	4.1	6	0
Jalen Hurts	2	7	3.5	6	0
TOTAL	30	130	4.3	15	1

RECEIVING	NO	YDS	AVG	LG	TD
DeVonta Smith	5	80	16.0	46	1
Quez Watkins	3	43	14.3	39	0
Dallas Goedert	2	28	14.0	16	0
Jordan Howard	2	19	9.5	10	0
Jalen Reagor	2	15	7.5	13	0
Kenneth Gainwell	1	6	6.0	6	0
Lane Johnson	1	5	5.0	5	1
Miles Sanders	1	3	3.0	3	0
TOTAL	17	199	11.7	46	2

TOP DEFENSE	TOT	SOLO	AST	SCK	YDS	INT
T.J. Edwards	16	6	10	0.0	0.0	0
Alex Singleton	11	9	2	0.0	0.0	1
Anthony Harris	5	2	3	0.0	0.0	0

FIELD GOALS	FGM/FGA	PERCENT	RESULTS
Jake Elliott	2-3	66.7	41WR, 22G, 37G
TOTAL	2-3	66.0	

NEW YORK GIANTS

PASSING	ATT	CP	YDS	SK/YD	TD	LG	INT	RTG
Mike Glennon	27	17	93	0/0	1	11	1	65.8
Jake Fromm	17	6	25	2/10	0	8	1	19.5
TOTAL	44	23	118	2/10	1	11	2	46.8

RUSHING	ATT	YDS	AVG	LG	TD
Saquon Barkley	15	32	2.1	7	0
Devontae Booker	6	27	4.5	10	0
Jake Fromm	3	12	4.0	6	0
Mike Glennon	2	11	5.5	7	0
Eli Penny	1	2	2.0	2	0
TOTAL	27	84	3.1	10	0

RECEIVING	NO	YDS	AVG	LG	TD
Kadarious Toney	4	28	7.0	8	0
Devontae Booker	4	19	4.8	9	0
Eli Penny	4	18	4.5	8	0
Evan Engram	4	17	4.3	9	1
Kenny Golladay	3	22	7.3	11	0
Darius Slayton	1	7	7.0	7	0
Chris Myarick	1	6	6.0	6	0
David Sills V	1	5	5.0	5	0
Saquon Barkley	1	-4	-4.0	-4	0
TOTAL	23	118	5.1	11	1

TOP DEFENSE	TOT	SOLO	AST	SCK	YDS	INT
Julian Love	6	6	0	0.0	0.0	0
Logan Ryan	6	5	1	0.0	0.0	0
Xavier McKinney	6	4	2	0.0	0.0	0

FIELD GOALS	FGM/FGA	PERCENT	RESULTS
Graham Gano	1-1	100.0	54G
TOTAL	1-1	100.0	

SCORING DRIVES

TEAM	QTR	TIME	SCORING PLAY	NYG	PHI
Giants	2	11:41	G.Gano 54 yd. Field Goal (11-39, 4:43)	3	0
Eagles	2	01:57	J.Elliott 22 yd. Field Goal (7-56, 2:53)	3	3
Eagles	3	12:02	B.Scott 3 yd. run (J.Elliott kick) (5-21, 2:08)	3	10
Eagles	3	07:48	J.Elliott 37 yd. Field Goal (4-2, 1:59)	3	13
Eagles	3	04:07	D.Smith 4 yd. pass from J.Hurts (J.Elliott kick) (5-57, 2:46)	3	20
Eagles	4	11:40	L.Johnson 5 yd. pass from J.Hurts (J.Elliott kick) (10-75, 5:26)	3	27
Eagles	4	10:19	A.Singleton 29 yd. interception return (J.Elliott kick)	3	34
Giants	4	03:50	E.Engram 9 yd. pass from M.Glennon (G.Gano kick) (17-75, 6:29)	10	34

WEEK 17

Soldier Field



29-3



CHICAGO BEARS

PASSING	ATT	CP	YDS	SK/YD	TD	LG	INT	RTG
Andy Dalton	35	18	173	2/11	1	23	1	63.2
David Montgomery	1	0	0	0/0	0	0	1	0.0
TOTAL	36	18	173	2/11	1	23	2	49.9

RUSHING	ATT	YDS	AVG	LG	TD
David Montgomery	22	64	2.9	10	2
Andy Dalton	3	14	4.7	9	0
Khalil Herbert	2	9	4.5	7	0
TOTAL	27	87	3.2	10	2

RECEIVING	NO	YDS	AVG	LG	TD
Darnell Mooney	7	69	9.9	18	1
Allen Robinson II	4	35	8.8	13	0
Cole Kmet	3	25	8.3	11	0
David Montgomery	2	17	8.5	11	0
Damiere Byrd	1	23	23.0	23	0
Jesse James	1	4	4.0	4	0
TOTAL	18	173	9.6	23	1

TOP DEFENSE	TOT	SOLO	AST	SCK	YDS	INT
Roquan Smith	9	6	3	0.0	0.0	0
Alec Ogletree	8	6	2	0.0	0.0	0
Eddie Jackson	8	5	3	0.0	0.0	0

FIELD GOALS	FGM/FGA	PERCENT	RESULTS
Cairo Santos	2-2	100.0	21G, 44G
TOTAL	2-2	100.0	

NEW YORK GIANTS

PASSING	ATT	CP	YDS	SK/YD	TD	LG	INT	RTG
Mike Glennon	11	4	24	4/30	0	12	2	5.3
TOTAL	11	4	24	4/30	0	12	2	5.3

RUSHING	ATT	YDS	AVG	LG	TD
Saquon Barkley	21	102	4.9	10	0
Devontae Booker	18	46	2.6	5	0
Mike Glennon	1	13	13.0	13	0
TOTAL	40	161	4.0	13	0

RECEIVING	NO	YDS	AVG	LG	TD
Devontae Booker	2	0	0.0	4	0
Evan Engram	1	12	12.0	12	0
David Sills V	1	12	12.0	12	0
TOTAL	4	24	6.0	12	0

TOP DEFENSE	TOT	SOLO	AST	SCK	YDS	INT
Leonard Williams	8	2	6	0.0	0.0	0
Jaylon Smith	7	5	2	1.0	9.0	0
Lorenzo Carter	6	5	1	1.0	2.0	0

FIELD GOALS	FGM/FGA	PERCENT	RESULTS
Graham Gano	1-1	100.0	38G
TOTAL	1-1	100.0	

SCORING DRIVES

TEAM	QTR	TIME	SCORING PLAY	NYG	CHI
Bears	1	14:42	D.Montgomery 2 yd. run (C.Santos kick) (1-2, 0:03)	0	7
Bears	1	08:08	D.Mooney 4 yd. pass from A.Dalton (C.Santos kick) (7-24, 3:39)	0	14
Giants	2	07:45	G.Gano 38 yd. Field Goal (10-35, 6:02)	3	14
Bears	2	01:01	C.Santos 21 yd. Field Goal (14-69, 6:44)	3	17
Bears	2	00:52	D.Booker tackled in end zone by A.Blackson for a Safety	3	19
Bears	2	00:00	C.Santos 44 yd. Field Goal (7-39, 0:52)	3	22
Bears	3	09:30	D.Montgomery 2 yd. run (C.Santos kick) (11-75, 5:30)	3	29



WEEK 18

MetLife Stadium



22-7



WASHINGTON COMMANDERS

PASSING	ATT	CP	YDS	SK/YD	TD	LG	INT	RTG
Taylor Heinicke	18	9	120	3/21	0	40	0	71.5
TOTAL	18	9	120	3/21	0	40	0	71.5

RUSHING	ATT	YDS	AVG	LG	TD
Antonio Gibson	21	146	7.0	27	1
Jonathan Williams	7	45	6.4	23	0
Jaret Patterson	6	21	3.5	7	0
DeAndre Carter	1	11	11.0	11	0
Taylor Heinicke	2	3	1.5	3	0
TOTAL	37	226	6.1	27	1

RECEIVING	NO	YDS	AVG	LG	TD
Terry McLaurin	4	93	23.3	40	0
Jaret Patterson	2	14	7.0	8	0
John Bates	1	5	5.0	5	0
Antonio Gibson	1	5	5.0	5	0
Adam Humphries	1	3	3.0	3	0
TOTAL	9	120	13.3	40	0

TOP DEFENSE	TOT	SOLO	AST	SCK	YDS	INT
Cole Holcomb	11	6	5	0.0	0.0	0
Jamin Davis	8	3	5	0.0	0.0	0
Daron Payne	6	4	2	0.0	0.0	0

FIELD GOALS	FGM/FGA	PERCENT	RESULTS
Joey Slye	3-3	100.0	23G, 43G, 23G
TOTAL	3-3	100.0	

NEW YORK GIANTS

PASSING	ATT	CP	YDS	SK/YD	TD	LG	INT	RTG
Jake Fromm	31	15	103	3/20	1	22t	2	40.1
TOTAL	31	15	103	3/20	1	22T	2	40.1

RUSHING	ATT	YDS	AVG	LG	TD
Jake Fromm	5	53	10.6	27	0
Saquon Barkley	11	30	2.7	6	0
Devontae Booker	8	14	1.8	6	0
Alex Bachman	1	-3	-3.0	-3	0
TOTAL	25	94	3.8	27	0

RECEIVING	NO	YDS	AVG	LG	TD
Kyle Rudolph	4	17	4.3	9	0
Kenny Golladay	3	22	7.3	9	0
Saquon Barkley	3	19	6.3	11	0
Darius Slayton	2	29	14.5	22t	1
Devontae Booker	2	12	6.0	6	0
Evan Engram	1	4	4.0	4	0
TOTAL	15	103	6.9	22T	1

TOP DEFENSE	TOT	SOLO	AST	SCK	YDS	INT
Tae Crowder	12	5	7	0.0	0.0	0
Lorenzo Carter	9	6	3	1.0	7.0	0
Xavier McKinney	8	6	2	0.0	0.0	0

FIELD GOALS	FGM/FGA	PERCENT	RESULTS
			No Field Goals

SCORING DRIVES

TEAM	QTR	TIME	SCORING PLAY	WAS	NYG
Commanders	1	09:03	J.Slye 23 yd. Field Goal (11-76, 5:57)	3	0
Commanders	2	00:00	J.Slye 43 yd. Field Goal (5-44, 1:34)	6	0
Commanders	3	03:41	B.McCain 30 yd. interception return (pass failed)	12	0
Giants	4	11:24	D.Slayton 22 yd. pass from J.Fromm (G.Gano kick) (14-69, 7:17)	12	7
Commanders	4	06:28	A.Gibson 18 yd. run (J.Slye kick) (8-72, 4:56)	19	7
Commanders	4	04:40	J.Slye 23 yd. Field Goal (4-7, 1:40)	22	7

GAME SUMMARIES



PLAYERS	DEN	@ WAS	ATL	@ NO	@ DAL	LAR	CAR	@ KC	LV	@ TB	PHI	@ MIA	@ LAC	DAL	@ PHI	CHI	WAS	GP	GS	DNP	IN	
	9/12	9/16	9/26	10/3	10/10	10/17	10/24	11/1	11/7	11/22	11/28	12/5	12/12	12/19	12/26	1/2	1/9					
Bachman, A.	NOT	NOT	NOT	NOT	NOT	NOT	NOT	NOT	A	A	A	A	P	A	P	P	P	3	0	0	0	
Barkley, S.	RB	RB	RB	RB	RB	N	N	N	N	N	RB	RB	RB	RB	RB	RB	RB	RB	13	13	0	4
Booker, D.	P	P	N	P	P	P	RB	RB	RB	P	P	P	P	P	P	P	P	P	16	4	0	1
Bradberry, J.	CB	LCB	LCB	LCB	LCB	LCB	LCB	LCB	CB	LCB	LCB	LCB	LCB	LCB	LCB	P	LCB	17	16	0	0	
Bredeson, B.	P	P	LG	N	N	N	P	X	X	X	X	P	P	N	N	N	P	P	8	1	4	5
Brightwell, G.	P	P	P	P	P	N	P	P	P	R/C19	P	P	P	P	P	N	A	A	13	0	0	1
Brown, C.	P	N	A	A	A	P	P	P	P	P	P	P	P	A	P	P	P	P	12	0	0	1
Brunson, T.	A	A	NOT	NOT	NOT	NOT	NOT	NOT	R/C19	R/C19	R/C19	R/C19	R/C19	R/C19	R/C19	R/C19	R/C19	R/C19	0	0	0	0
Carter, L.	LB	SLB	SLB	SLB	SLB	SLB	SLB	N	N	SLB	SLB	SLB	SLB	SLB	SLB	SLB	SLB	SLB	14	14	0	3
Coughlin, C.	P	P	P	P	P	P	P	A	R/C19	R/C19	R/C19	R/C19	R/C19	R/C19	R/C19	R/C19	R/C19	R/C19	7	0	0	0
Crowder, T.	LB	LB	WILL	LB	MLB	MLB	MLB	MLB	MLB	LB	MLB	MLB	MLB	MLB	MLB	MLB	MLB	MLB	17	17	0	0
Cunningham, K.	A	A	PS	PS	P	P	P	P	P	P	P	P	P	P	P	P	P	P	12	0	0	0
Dixon, R.	P	P	P	P	P	P	P	P	P	P	P	P	P	P	P	P	P	P	17	0	0	0
Ebner, N.	P	P	N	P	P	P	P	N	N	N	A	A	A	A	A	R/C19	R/C19	6	0	0	4	
Engstrom, E.	N	N	TE	P	TE	TE	TE	TE	TE	TE	TE	TE	TE	P	P	TE	TE	TE	15	12	0	2
Gano, G.	P	P	P	P	P	P	P	P	P	P	P	P	P	P	P	P	P	P	17	0	0	0
Gates, N.	G	C	A	A	A	A	NOT	NOT	R/C19	R/C19	R/C19	R/C19	R/C19	R/C19	R/C19	R/C19	R/C19	R/C19	2	2	0	0
Gillespie, C.	P	P	P	P	P	P	P	P	N	N	P	P	P	P	P	P	P	P	15	0	0	2
Glennon, M.	X	X	X	X	X	X	X	X	X	X	QB	QB	QB	QB	P	QB	N	6	4	10	1	
Golladay, K.	WR	WR	WR	WR	WR	N	N	N	WR	WR	WR	WR	WR	WR	WR	WR	WR	WR	14	14	0	3
Harrison, J.	A	A	X	X	A	A	NOT	NOT	A	A	A	A	A	A	A	A	R/C19	R/C19	0	0	0	0
Harris, T.	NOT	NOT	PS	PS	PS	PS	NOT	NOT	P	P	P	A	A	A	A	A	R/C19	R/C19	4	0	0	0
Hernandez, W.	G	RG	RG	RG	RG	RG	RG	RG	RG	G	RG	RG	RG	RG	RG	RG	RG	RG	17	17	0	0
Hilliard, J.	A	N	N	P	P	A	NOT	NOT	R/C19	R/C19	R/C19	R/C19	R/C19	R/C19	R/C19	R/C19	R/C19	R/C19	2	0	0	2
Holmes, D.	P	RCB	P	P	P	P	P	RCB	RCB	P	KOR	A	A	A	A	A	R/C19	R/C19	11	4	0	0
Jackson, A.	PR	RCB	RCB	PR	PR	RCB	RCB	RCB	RCB	CB	RCB	N	N	A	A	P	RCB	13	12	0	2	
John, R.	NOT	NOT	NOT	NOT	NOT	NOT	NOT	NOT	R/C19	R/C19	R/C19	R/C19	R/C19	R/C19	R/C19	R/C19	R/C19	R/C19	0	0	0	0
Johnson, A.	DT	NT	DL	DL	DL	DL	DL	DL	DL	DL	DL	DL	DL	DL	DL	DL	DL	DL	17	17	0	0
Johnson III, R.	P	P	P	N	P	P	P	P	P	P	X	P	P	P	P	P	P	P	15	0	1	1
Jones, D.	QB	QB	QB	QB	QB	QB	QB	QB	QB	QB	QB	N	N	N	A	R/C19	R/C19	11	11	0	3	
Kalu, J.	IR	A	NOT	NOT	NOT	NOT	NOT	NOT	R/C19	R/C19	R/C19	R/C19	R/C19	R/C19	R/C19	R/C19	R/C19	R/C19	0	0	0	0
Kreiter, C.	P	P	P	P	P	P	P	P	P	P	P	P	P	P	P	P	P	P	17	0	0	0
Lalos, N.	A	A	PS	PS	PS	PS	NOT	NOT	A	A	A	A	A	A	A	A	A	A	0	0	0	0
Lawrence II, D.	DL	P	DL	DL	P	P	DL	P	P	DL	P	DL	DL	DL	DL	DL	DL	DL	16	10	0	0
Lemieux, S.	OL	A	NOT	NOT	NOT	NOT	NOT	NOT	R/C19	R/C19	R/C19	R/C19	R/C19	R/C19	R/C19	R/C19	R/C19	R/C19	1	1	0	0
Lewerke, B.	A	A	PS	PS	PS	PS	NOT	NOT	A	A	A	A	A	A	A	X	0	0	1	0	0	0
Love, J.	P	P	P	P	SS	P	P	P	P	S	SS	P	SS	P	SS	P	SS	P	17	5	0	0
Martinez, B.	LB	MLB	MLB	A	A	A	NOT	NOT	R/C19	R/C19	R/C19	R/C19	R/C19	R/C19	R/C19	R/C19	R/C19	R/C19	3	3	0	0
McKinney, X.	S	P	FS	FS	FS	FS	FS	SS	SS	S	SS	SS	SS	SS	SS	SS	SS	SS	17	16	0	0
Moq, D.	NOT	NOT	PS	PS	PS	PS	P	NOT	A	A	A	A	A	P	P	DL	A	4	1	0	0	
Murphy, K.	A	A	NOT	NOT	NOT	NOT	NOT	NOT	R/C19	R/C19	R/C19	R/C19	R/C19	R/C19	R/C19	R/C19	R/C19	R/C19	0	0	0	0
Ojulari, A.	P	OLB	P	P	P	OLB	OLB	OLB	OLB	LB	OLB	OLB	P	OLB	OLB	OLB	OLB	OLB	17	13	0	0
Parker, S.	A	A	A	A	A	A	A	A	P	A	P	P	P	P	P	P	P	P	9	0	0	0
Pearl, M.	P	P	P	P	RT	P	RT	LT	LT	P	P	P	P	P	P	LT	A	A	15	5	0	0
Penny, E.	RB	P	P	P	P	P	P	P	P	P	P	P	P	P	P	P	P	P	17	3	0	0
Peppers, J.	S	SS	SS	PR	N	SS	P	IR	R/C19	R/C19	R/C19	R/C19	R/C19	R/C19	R/C19	R/C19	R/C19	R/C19	6	5	0	1
Pettis, D.	A	A	PS	PS	PS	P	P	P	R/C19	R/C19	R/C19	R/C19	R/C19	R/C19	R/C19	R/C19	R/C19	R/C19	3	0	0	0
Price, B.	P	C	C	C	C	C	C	C	OL	C	C	C	C	C	C	N	C	16	15	0	1	
Ragland, R.	P	P	P	MLB	LB	LB	LB	WILL	LB	P	LB	P	LB	P	P	WILL	P	17	9	0	0	
Robinson, A.	R/PUP	A	NOT	NOT	NOT	NOT	NOT	P	P	P	P	LCB	LCB	A	P	P	P	9	2	0	0	
Roche, Q.	N	N	P	P	P	N	P	SLB	SLB	LB	P	P	P	P	P	P	P	P	14	3	0	3
Ross III, J.	IR	A	A	P	P	P	WR	P	P	P	P	P	P	P	A	N	N	10	1	0	2	
Rudolph, K.	P	TE	TE	P	TE	TE	TE	TE	P	TE	N	TE	TE	TE	TE	TE	TE	TE	16	13	0	1
Ryan, L.	DB	FS	FS	FS	FS	FS	FS	FS	FS	A	DB	FS	FS	FS	FS	FS	FS	FS	15	15	0	0
Shelton, D.	P	P	P	P	P	P	N	N	P	P	P	P	P	P	P	A	R/C19	P	13	0	0	2
Shepard, S.	WR	WR	WR	N	N	WR	N	WR	N	N	N	N	N	P	WR	A	R/C19	R/C19	7	6	0	7
Sills V, D.	A	A	PS	PS	PS	PS	P	A	A	A	A	A	A	A	P	WR	P	4	1	0	0	
Skura, M.	A	X	X	RG	C	C	C	C	C	OL	C	C	C	C	LG	LG	C	C	14	14	2	0
Slayton, D.	P	P	P	N	N	N	WR	WR	P	P	WR	WR	P	P	WR	A	P	13	5	0	3	
Smith, E.	IR	A	NOT	NOT	NOT	NOT	NOT	NOT	P	P	P	P	P	P	P	P	P	A	8	0	0	0
Smith, J.	A	A	A	A	A	A	A	A	A	A	A	A	A	A	P	LB	MLB	P	4	2	0	0
Smith, K.	TE	TE	P	TE	TE	P	P	P	P	N	N	A	A	A	A	R/C19	R/C19	9	4	0	2	
Solder, N.	T	RT	RT	RT	RT	RT	RT	RT	RT	T	RT	RT	RT	RT	A	T	RT	16	16	0	0	
Thomas, A.	OT	LT	LT	LT	X	LT	NOT	NOT	R/C19	T	T	LT	LT	LT	LT	LT	LT	LT	13	13	1	0
Toilolo, L.	A	A	NOT	NOT	NOT	NOT	NOT	NOT	R/C19	R/C19	R/C19	R/C19	R/C19	R/C19	R/C19	R/C19	R/C19	R/C19	0	0	0	0
Toney, K.	P	P	P	PR	P	P	N	WR	WR	WR	N	N	A	A	P	N	N	10	4	0	6	
Williams, J.	A	NOT	NOT	NOT	NOT	NOT	NOT	NOT	A	A	A	P	P	CB	CB	P	P	6	2	0	0	
Williams, L.	DL	DT	DL	DT	DL	DL	DL	DL	DL	DL	DL	DL	DL	DL	DL	DL	DL	DL	17	17	0	0
Williams, R.	P	P	P	P	P	A	NOT	NOT	R/C19	R/C19	R/C19	R/C19	R/C19	R/C19	R/C19	R/C19	R/C19	R/C19	5	0	0	0
Wilson, I.	A	A	A	A	A	A	A	A	A	A	A	A	A	A	A	A	A	A	0	0	0	0
Ximines, O.	P	P	P	P	P	P	P	P	N	N	P	N	N	A	N	N	P	10	0	0	6	
Yelder, D.	A	A	A	A	A	A	A	A	A	A	A	A	A	A	A	A	A	A	0	0	0	0

LEGEND:

CAPS=Starter, N=On Inactive List, P=Player was a substitution, X=Did Not Play (Non-injury), NOT=Not on Roster, R/C19=Reserve/COVID-19, PS=Practice Squad, IR=Injured Reserve, R/PUP=Reserved/PUP, ^=With Other Team



2021 GAME-BY-GAME STARTERS



OFFENSE

OPP	WR	LT	LG	C	RG	RT	TE	TE	WR	QB	RB
DEN	K. Golladay	A. Thomas	S. Lemieux	N. Gates	W. Hernandez	N. Solder	K. Smith	E. Penny (FB)	S. Shepard	D. Jones	S. Barkley
@WAS	K. Golladay	A. Thomas	N. Gates	B. Price	W. Hernandez	N. Solder	K. Smith	K. Rudolph	S. Shepard	D. Jones	S. Barkley
ATL	K. Golladay	A. Thomas	B. Bredeson	B. Price	W. Hernandez	N. Solder	E. Ingram	K. Rudolph	S. Shepard	D. Jones	S. Barkley
@NO	K. Golladay	A. Thomas	M. Skura	B. Price	W. Hernandez	N. Solder	K. Smith	E. Penny (FB)	K. Toney	D. Jones	S. Barkley
@DAL	K. Golladay	N. Solder	M. Skura	B. Price	W. Hernandez	M. Peart	K. Smith	K. Rudolph	E. Ingram (TE)	D. Jones	S. Barkley
LAR	C. Board	A. Thomas	M. Skura	B. Price	W. Hernandez	N. Solder	E. Ingram	K. Rudolph	S. Shepard	D. Jones	D. Booker
CAR	J. Ross III	M. Peart	M. Skura	B. Price	W. Hernandez	N. Solder	E. Ingram	K. Rudolph	D. Slayton	D. Jones	D. Booker
@KC	D. Slayton	M. Peart	M. Skura	B. Price	W. Hernandez	N. Solder	E. Ingram	K. Toney (WR)	S. Shepard	D. Jones	D. Booker
LV	K. Golladay	M. Peart	M. Skura	B. Price	W. Hernandez	N. Solder	E. Ingram	K. Rudolph	K. Toney	D. Jones	D. Booker
@TB	K. Golladay	A. Thomas	M. Skura	B. Price	W. Hernandez	N. Solder	E. Ingram	K. Rudolph	K. Toney	D. Jones	S. Barkley
PHI	K. Golladay	A. Thomas	M. Skura	B. Price	W. Hernandez	N. Solder	E. Ingram	C. Myarick	D. Slayton	D. Jones	S. Barkley
@MIA	K. Golladay	A. Thomas	M. Skura	B. Price	W. Hernandez	N. Solder	E. Ingram	K. Rudolph	D. Slayton	M. Glennon	S. Barkley
@LAC	K. Golladay	A. Thomas	M. Skura	B. Price	W. Hernandez	N. Solder	E. Ingram	K. Rudolph	C. Myarick (TE)	M. Glennon	S. Barkley
DAL	K. Golladay	A. Thomas	M. Skura	B. Price	W. Hernandez	N. Solder	K. Rudolph	C. Johnson (WR)	S. Shepard	M. Glennon	S. Barkley
@PHI	K. Golladay	A. Thomas	M. Skura	B. Price	W. Hernandez	M. Peart	K. Rudolph	C. Myarick	C. Myarick	J. Fromm	S. Barkley
@CHI	K. Golladay	A. Thomas	W. Martin	M. Skura	W. Hernandez	N. Solder	E. Ingram	K. Rudolph	D. Sills V	M. Glennon	S. Barkley
WAS	K. Golladay	A. Thomas	M. Skura	B. Price	W. Hernandez	N. Solder	E. Ingram	K. Rudolph	E. Penny (FB)	J. Fromm	S. Barkley

DEFENSE

OPP	DL	DL	DL	MLB	OLB	SLB	WILL	LCB	RCB	SS	FS
DEN	A. Johnson	L. Williams	D. Lawrence II	B. Martinez	J. Peppers (S)	L. Carter	T. Crowder	J. Bradberry	A. Jackson	L. Ryan	X. McKinney
@WAS	A. Johnson	L. Williams	D. Holmes (CB)	B. Martinez	A. Ojulari	L. Carter	T. Crowder	J. Bradberry	A. Jackson	L. Ryan	J. Peppers
ATL	A. Johnson	L. Williams	D. Lawrence II	B. Martinez	J. Peppers (DB)	L. Carter	T. Crowder	J. Bradberry	A. Jackson	L. Ryan	X. McKinney
@NO	A. Johnson	L. Williams	D. Lawrence II	T. Crowder	J. Peppers (DB)	L. Carter	R. Ragland	J. Bradberry	A. Jackson	L. Ryan	X. McKinney
@DAL	A. Johnson	L. Williams	J. Love (DB)	T. Crowder	A. Ojulari	L. Carter	R. Ragland	J. Bradberry	A. Jackson	L. Ryan	X. McKinney
LAR	A. Johnson	L. Williams	J. Peppers (DB)	T. Crowder	A. Ojulari	L. Carter	R. Ragland	J. Bradberry	A. Jackson	L. Ryan	X. McKinney
CAR	A. Johnson	L. Williams	D. Lawrence II	T. Crowder	A. Ojulari	L. Carter	R. Ragland	J. Bradberry	A. Jackson	L. Ryan	X. McKinney
@KC	A. Johnson	L. Williams	D. Holmes (CB)	T. Crowder	A. Ojulari	Q. Roche	R. Ragland	J. Bradberry	A. Jackson	L. Ryan	X. McKinney
LV	A. Johnson	L. Williams	D. Holmes (CB)	T. Crowder	A. Ojulari	Q. Roche	R. Ragland	J. Bradberry	A. Jackson	L. Ryan	X. McKinney
@TB	A. Johnson	L. Williams	D. Lawrence II	T. Crowder	A. Ojulari	Q. Roche	B. McKinney	J. Bradberry	A. Jackson	J. Love	X. McKinney
PHI	A. Johnson	L. Williams	D. Holmes (CB)	T. Crowder	A. Ojulari	L. Carter	R. Ragland	J. Bradberry	A. Jackson	J. Love	X. McKinney
@MIA	A. Johnson	L. Williams	D. Lawrence II	T. Crowder	A. Ojulari	L. Carter	B. McKinney	J. Bradberry	A. Robinson	L. Ryan	X. McKinney
@LAC	A. Johnson	L. Williams	D. Lawrence II	T. Crowder	J. Love (DB)	L. Carter	R. Ragland	J. Bradberry	A. Robinson	L. Ryan	X. McKinney
DAL	A. Johnson	L. Williams	D. Lawrence II	T. Crowder	A. Ojulari	L. Carter	B. McKinney	J. Bradberry	J. Williams	L. Ryan	X. McKinney
@PHI	A. Johnson	L. Williams	D. Lawrence II	T. Crowder	A. Ojulari	L. Carter	J. Smith	J. Bradberry	J. Williams	L. Ryan	X. McKinney
@CHI	A. Johnson	L. Williams	D. Moa	T. Crowder	A. Ojulari	L. Carter	R. Ragland	W. Hamilton (DL)	J. Love (DB)	L. Ryan	X. McKinney
WAS	A. Johnson	L. Williams	D. Lawrence II	T. Crowder	A. Ojulari	L. Carter	J. Smith	J. Bradberry	A. Jackson	L. Ryan	X. McKinney

INACTIVES

OPP	1	2	3	4	5	6	7
DEN	S. Beal	E. Ingram	J. Hilliard	J. Jackson	C. Johnson	Q. Roche	
@WAS	S. Beal	C. Brown	E. Ingram	J. Hilliard	J. Jackson	C. Johnson	Q. Roche
ATL	S. Beal	D. Booker	N. Ebner	J. Hilliard	J. Jackson		
@NO	S. Beal	B. Bredeson	J. Jackson	R. Johnson III	S. Shepard	D. Slayton	
@DAL	S. Beal	B. Bredeson	J. Jackson	J. Peppers	S. Shepard	D. Slayton	
LAR	S. Barkley	B. Bredeson	K. Golladay	J. Jackson	Q. Roche	D. Slayton	
CAR	S. Barkley	S. Beal	K. Golladay	J. Jackson	D. Shelton	S. Shepard	K. Toney
@KC	S. Barkley	L. Carter	N. Ebner	K. Golladay	J. Reed	D. Shelton	
LV	S. Barkley	L. Carter	N. Ebner	S. Shepard	O. Ximines		
@TB	L. Carter	N. Ebner	C. Gillaspia	W. Martin	S. Shepard	K. Smith	O. Ximines
PHI	C. Gillaspia	W. Martin	K. Rudolph	S. Shepard	K. Smith	K. Toney	
@MIA	A. Jackson	D. Jones	W. Martin	S. Shepard	K. Toney	O. Ximines	
@LAC	A. Jackson	C. Johnson	D. Jones	K. Toney	O. Ximines		
DAL	B. Bredeson	D. Jones					
@PHI	B. Bredeson	G. Brightwell	C. Johnson	O. Ximines			
@CHI	C. Johnson	B. Price	J. Ross III	K. Toney	O. Ximines		
WAS	M. Glennon	J. Ross III	K. Toney				



YEAR	DRAFTTEES (25)	FREE AGENTS (50)	TRADES/WAIVERS (13)
2021	WR Kadarius Toney (1) LB Azeez Ojulari (2) CB Aaron Robinson (3) LB Elerson Smith (4) ^ RB Gary Brightwell (6) ^ CB Rodarius Williams (7) ^	RB Devontae Booker LB Omari Cobb* WR Pharoh Cooper* T Korey Cunningham QB Jake Fromm FB Cullen Gillaspia QB Mike Glennon WR Kenny Golladay OL Devery Hamilton* DL Woodrow Hamilton% OL Jonotthan Harrison + DB Ka'dar Hollman + CB Adoree' Jackson DB Natrell Jamerson* DB Dwayne Johnson% DL Raymond Johnson III OL Derrick Kelly* QB Brian Lewerke* OL Wes Martin LB Benardrick McKinney DB Steven Parker LB Reggie Ragland DB J.R. Reed WR John Ross III TE Kyle Rudolph DL Danny Shelton OL Matt Skura LB Jaylon Smith WR Travis Toivonen* TE Deon Yelder*	G Ben Bredeson (T-BAL) DB Keion Crossen (T-HOU) TE Jake Hausmann (W-DET)* LB Justin Hilliard (W-SF) ^ LB Collin Johnson (W-JAX) OL Billy Price (T-CIN) LB Quincy Roche (W-PIT)
2020	T Andrew Thomas (1) S Xavier McKinney (2) T Matt Peart (3) ^ CB Darnay Holmes (4) ^ G Shane Lemieux (5) ^ LB Cam Brown (6) LB Carter Coughlin (7) ^ LB TJ Brunson (7) ^ LB Tae Crowder (7)	WR Alex Bachman* CB James Bradberry DB Nate Ebner ^ K Graham Gano TE Rysen John ^ DL Austin Johnson LS Casey Kreiter LB Niko Lalos* LB Blake Martinez ^ DL David Moa* OL Kyle Murphy ^ RB Sandra Platzgummer (NFL IPPP)* DB Logan Ryan QB Clayton Thorson* TE Levine Toilolo ^ CB Jarren Williams	WR C.J. Board (W-JAX) ^ WR Dante Pettis (W-SF) ^
2019	QB Daniel Jones (1) ^ DL Dexter Lawrence II (1) LB Oshane Ximines (3) CB Julian Love (4) WR Darius Slayton (5)	WR David Sills V	S Jabrill Peppers (T-CLE) ^ TE Kaden Smith (W-SF) ^ DL Leonard Williams (T-NYJ)
2018	RB Saquon Barkley (1) G Will Hernandez (2) LB Lorenzo Carter (3)	G Nick Gates ^ RB Eli Penny T Nate Solder	P Riley Dixon (T-DEN)
2017	TE Evan Engram (1)		
2016	WR Sterling Shepard (2) ^		

*Practice Squad, %Practice Squad/COVID-19, + Practice Squad/Injured, ^ Reserve/Injured

2021 GIANTS TEAM SCORING



N.Y. GIANTS

DATE	OPPONENT	1ST	2ND	1H	3RD	4TH	2H	OT	TOTAL
9/12	Denver	0	7	7	0	6	6	--	13
9/16	at Washington	7	3	10	10	9	19	--	29
9/26	Atlanta	3	3	6	0	8	8	--	14
10/3	at New Orleans	0	7	7	3	11	14	6	27
10/10	at Dallas	0	10	10	3	7	10	--	20
10/17	L.A. Rams	3	0	3	0	8	8	--	11
10/24	Carolina	0	5	5	7	13	20	--	25
11/1	at Kansas City	0	10	10	0	7	7	--	17
11/7	Las Vegas	7	3	10	7	6	13	--	23
11/22	at Tampa Bay	3	7	10	0	0	0	--	10
11/28	Philadelphia	3	0	3	7	3	10	--	13
12/5	at Miami	0	3	3	3	3	6	--	9
12/12	at L.A. Chargers	7	0	7	0	14	14	--	21
12/19	Dallas	3	0	3	3	0	3	--	6
12/26	at Philadelphia	0	3	3	0	7	7	--	10
1/2	at Chicago	0	3	3	0	0	0	--	3
1/9	Washington	0	0	0	0	7	7	--	7
TOTALS		36	64	100	43	109	152	6	258

OPPONENTS

DATE	OPPONENT	1ST	2ND	1H	3RD	4TH	2H	OT	TOTAL
9/12	Denver	0	10	10	7	10	17	--	27
9/16	at Washington	0	14	14	3	13	16	--	30
9/26	Atlanta	0	7	7	0	10	10	--	17
10/3	at New Orleans	0	7	7	7	7	14	0	21
10/10	at Dallas	3	14	17	10	17	27	--	44
10/17	L.A. Rams	0	28	28	3	7	10	--	38
10/24	Carolina	3	0	3	0	0	0	--	3
11/1	at Kansas City	7	7	14	0	6	6	--	20
11/7	Las Vegas	7	6	13	3	0	3	--	16
11/22	at Tampa Bay	7	10	17	10	3	13	--	30
11/28	Philadelphia	0	0	0	0	7	7	--	7
12/5	at Miami	0	10	10	0	10	10	--	20
12/12	at L.A. Chargers	7	17	24	6	7	13	--	37
12/19	Dallas	6	9	15	6	0	6	--	21
12/26	at Philadelphia	0	3	3	17	14	31	--	34
1/2	at Chicago	14	8	22	7	0	7	--	29
1/9	Washington	3	3	6	6	10	16	--	22
TOTALS		57	153	210	85	121	206	0	416

2021 REGULAR SEASON GIANTS GAME-BY-GAME OFFENSE

	9/12	9/16	9/26	10/3	10/10	10/17	10/24	11/1	11/7	11/22	11/28	12/5	12/12	12/19	12/26	1/2	1/9	
	DEN	WAS	ATL	NO	DAL	LAR	CAR	KC	LV	TB	PHI	MIA	LAC	DAL	PHI	CHI	WAS	Totals
FIRST DOWNS																		
Total	19	21	21	21	20	21	21	18	16	15	17	16	20	15	15	13	10	299
Rushing	3	7	7	4	3	4	7	3	8	4	4	6	10	3	4	9	4	90
Passing	13	10	12	17	15	15	11	10	6	8	12	10	8	10	8	2	4	171
Penalty	3	4	2	0	2	2	3	5	2	3	1	0	2	2	3	2	2	38
THIRD DOWNS																		
Attempts	12	12	14	11	13	15	16	12	12	9	12	16	14	14	20	11	17	230
Converted	6	4	7	4	4	4	7	4	6	1	3	7	7	6	8	1	6	84
Percentage	50.0%	33.3%	50.0%	36.4%	30.8%	26.7%	43.8%	33.3%	50.0%	11.1%	25.0%	37.5%	50.0%	42.9%	40.0%	9.1%	35.3%	36.5%
FOURTH DOWNS																		
Attempts	3	0	0	0	3	4	1	2	0	3	1	1	2	3	2	1	4	30
Converted	1	0	0	0	2	2	0	1	0	1	1	1	0	3	1	0	2	13
Percentage	33.3%	0	0	0	66.7%	50.0%	0.0%	50.0%	0	33.3%	100.0%	100.0%	0.0%	33.3%	50.0%	0.0%	50.0%	43.3%
TOT. OFFENSE																		
Net Yards	314	391	346	485	367	261	302	300	247	215	264	250	316	302	192	155	177	4,884
Plays	59	64	64	60	64	73	67	56	54	54	58	64	65	61	73	55	59	1,050
Avg./Play	5.3	6.1	5.4	8.1	5.7	3.6	4.5	5.4	4.6	4.0	4.6	3.9	4.9	5.0	2.6	2.8	3.0	4.7
RUSHING																		
Net Yards	60	163	100	83	73	60	103	72	149	66	70	91	135	124	84	161	94	1,688
Rush. Att.	20	28	27	20	25	18	31	20	31	13	27	17	26	24	27	40	25	419
Avg./Att.	3.0	5.8	3.7	4.2	2.9	3.3	3.3	3.6	4.8	5.1	2.6	5.4	5.2	5.2	3.1	4.0	3.8	4.0
PASSING																		
Net Yards	254	228	246	402	294	201	199	228	98	149	194	159	181	178	108	-6	83	3,196
Attempts	37	32	35	40	39	51	34	33	20	39	30	44	37	36	44	11	31	593
Completions	22	22	24	28	21	29	24	23	15	23	19	23	17	19	23	4	15	351
Intercepted	0	0	0	1	2	3	0	1	0	2	0	1	1	3	2	2	2	20
Gross Yards	267	249	266	402	294	242	219	241	110	167	202	187	191	181	118	24	103	3,463
Sacked	2.0	4.0	2.0	0.0	0.0	4.0	2.0	3.0	3.0	2.0	1.0	3.0	2.0	1.0	2.0	4.0	3.0	38.0
Yards Lost	13	21	20	0	0	41	20	13	12	18	8	28	10	3	10	30	20	267
ADVANCES																		
Rushes	20	28	27	20	25	18	31	20	31	13	27	17	26	24	27	40	25	419
Completions	22	22	24	28	21	29	24	23	15	23	19	23	17	19	23	4	15	351
Totals	42	50	51	48	46	47	55	43	46	36	46	40	43	43	50	44	40	770
Total Drives	9	11	10	11	12	12	13	11	10	11	10	12	12	10	13	12	11	190
PENALTIES																		
Number	4	11	8	3	5	5	8	10	4	4	2	3	3	6	6	3	3	88
Yards	48	81	53	25	48	27	60	88	35	30	15	23	20	34	40	26	21	674
FUMBLES																		
Number	1	0	3	2	1	2	1	2	1	1	1	0	1	1	1	0	1	23
Lost	1	0	1	0	1	2	1	0	1	1	1	0	0	1	1	0	2	10
PUNTING																		
Yards	162	123	229	157	90	210	229	215	146	193	196	248	228	101	294	156	306	3,283
Punts	3	3	5	4	2	4	5	5	3	4	5	6	5	2	8	4	6	74
Net Avg.	39.3	41.0	37.0	37.0	36.5	43.5	39.0	43.0	47.0	46.0	39.2	36.8	41.6	50.5	28.0	38.8	47.2	39.5
Gross Avg.	54.0	41.0	45.8	39.3	45.0	52.5	45.8	43.0	48.7	48.3	39.2	41.3	45.6	50.5	36.8	39.0	51.0	44.4
SCORING																		
Points	13	29	14	27	20	11	25	17	23	10	13	9	21	6	10	3	7	258
Q1	0	7	3	0	0	3	0	0	7	3	3	0	7	3	0	0	0	36
Q2	7	3	3	7	10	0	5	10	3	7	0	3	0	0	3	3	0	64
Q3	0	10	0	3	3	0	7	0	7	0	7	3	0	3	0	0	0	43
Q4	6	9	8	11	7	8	13	7	6	0	3	3	14	0	7	0	7	109
OT	0	0	0	6	0	0	0	0	0	0	0	0	0	0	0	0	0	6
TD Rushing	1	1	1	1	1	1	1	0	0	0	0	0	1	0	0	0	0	8
TD Passing	1	1	0	2	1	0	1	2	1	1	1	0	2	0	1	0	1	15
TD KO Returns	0	0	0	0	0	0	0	0	0	0	0	0	0	0	0	0	0	0
TD Punt Returns	0	0	0	0	0	0	0	0	0	0	0	0	0	0	0	0	0	0
TD Sp. Teams	0	0	0	0	0	0	0	0	0	0	0	0	0	0	0	0	0	0
TD Def. Returns	0	0	0	0	0	0	0	0	0	0	0	0	0	0	0	0	0	0
FG Attempts	0	5	2	3	3	1	3	1	3	1	3	4	0	2	1	1	0	33
FG Made	0	5	2	2	2	1	3	1	3	1	2	3	0	2	1	1	0	29
Safety	0	0	0	0	0	0	1	0	0	0	0	0	0	0	0	0	0	1
2-Pt Attempts	0	0	1	1	0	1	0	0	0	0	0	0	2	0	0	0	0	5
2-Pt Made	0	0	1	1	0	1	0	0	0	0	0	0	1	0	0	0	0	4
Time of Possession	24:52	31:44	31:51	27:35	27:48	27:38	34:35	25:22	30:11	24:21	32:02	29:20	25:40	26:37	30:52	29:27	43:48	03

2021 REGULAR SEASON GIANTS GAME-BY-GAME DEFENSE

	09/12	09/16	09/26	10/03	10/10	10/17	10/24	11/01	11/07	11/22	11/28	12/05	12/12	12/19	12/26	01/02	01/09	
	DEN	@ WAS	ATL	@ NO	@ DAL	LAR	CAR	@ KC	LV	@ TB	PHI	@ MIA	@ LAC	DAL	@ PHI	@ CHI	WAS	Totals
FIRST DOWNS																		
Total	24	25	18	21	26	22	11	29	24	28	19	19	26	23	17	17	16	365
Rushing	4	8	3	9	10	6	3	10	8	10	11	1	10	9	6	6	12	126
Passing	17	13	12	12	13	15	8	17	15	17	8	17	15	14	9	10	4	216
Penalty	3	4	3	0	3	1	0	2	1	0	1	1	1	0	2	1	0	23
THIRD DOWNS																		
Attempts	15	13	13	13	14	11	15	12	13	13	11	15	13	14	13	16	13	226
Converted	7	4	5	8	8	2	2	5	4	6	4	6	7	8	5	6	3	90
Percentage	46.7%	30.8%	38.5%	61.5%	57.1%	18.2%	13.3%	41.7%	33.3%	46.2%	36.4%	40.0%	53.8%	57.1%	38.5%	37.5%	23.1%	39.8%
FOURTH DOWNS																		
Attempts	3	2	0	1	2	2	4	0	1	1	1	2	0	0	1	3	1	23
Converted	3	2	0	0	2	2	2	0	1	1	1	0	0	0	0	2	1	15
Percentage	100.0%	100.0%	0	0.0%	50.0%	100.0%	50.0%	0	100.0%	100.0%	0.0%	0	0	0	0.0%	66.7%	100.0%	65.2%
TOT. OFFENSE																		
Net Yards	420	407	296	405	515	365	173	368	403	402	332	297	423	328	324	249	325	6,032
Plays	66	69	59	65	74	66	62	77	67	76	65	68	70	70	60	65	58	1,137
Avg. / Play	6.4	5.9	5.0	6.2	7.0	5.5	2.8	4.8	6.0	5.3	5.1	4.4	6.0	4.7	5.4	3.8	5.6	5.3
RUSHING																		
Net Yards	165	87	69	170	201	131	56	107	117	94	208	68	152	125	130	87	226	2,193
Rush. Att.	28	22	20	39	39	34	17	27	20	27	33	25	37	30	30	27	37	492
Avg. / Att.	5.9	4.0	3.5	4.4	5.2	3.9	3.3	4.0	5.9	3.5	6.3	2.7	4.1	4.2	4.3	3.2	6.1	4.5
PASSING																		
Net Yards	255	320	227	235	314	234	117	261	286	308	124	229	271	203	194	162	99	3,839
Attempts	36	46	36	26	33	30	39	48	46	48	31	41	31	37	29	36	18	611
Completions	28	34	27	19	23	22	19	29	30	32	14	30	23	28	17	18	9	402
Intercepted	0	1	0	1	1	2	1	2	1	3	0	0	0	0	0	2	0	15
Gross Yards	264	336	243	235	324	251	145	275	296	318	129	244	275	217	199	173	120	4,044
Sacked	2.0	1.0	3.0	0.0	2.0	2.0	6.0	2.0	1.0	1.0	1.0	2.0	2.0	3.0	1.0	2.0	3.0	34.0
Yards Lost	9	16	16	0	10	17	28	14	10	10	5	15	4	14	5	11	21	205
ADVANCES																		
Rushes	28	22	20	39	39	34	17	27	20	27	33	25	37	30	30	27	37	492
Completions	28	34	27	19	23	22	19	29	30	32	14	30	23	28	17	18	9	402
Totals	56	56	47	58	62	56	36	56	50	59	47	55	60	58	47	45	46	894
Total Drives	8	11	10	10	10	13	12	11	10	11	10	12	11	11	12	12	10	184
PENALTIES																		
Number	5	9	4	5	8	7	7	12	6	6	3	6	6	11	5	3	3	107
Yards	51	80	28	35	58	50	37	103	65	39	26	3	39	6	79	35	29	814
FUMBLES																		
Number	1	0	1	0	2	1	0	2	2	0	1	0	0	3	2	0	2	17
Lost	1	0	1	0	2	1	0	2	2	0	1	0	0	3	1	0	2	7
PUNTING																		
Yards	78	200	284	132	61	160	258	203	100	136	130	290	78	160	170	227	245	2,912
Punts	2	4	6	3	1	4	7	4	2	3	3	6	3	4	4	5	6	67
Net Avg.	38.0	48.0	38.0	35.3	54.0	40.0	35.1	50.8	37.0	45.3	40.3	44.7	26.0	40.0	38.5	38.0	28.2	39.0
Gross Avg.	39.0	50.0	47.3	44.0	61.0	40.0	36.9	50.8	50.0	45.3	43.3	48.3	26.0	40.0	42.5	45.4	40.8	43.5
SCORING																		
Points	27	30	17	21	44	38	3	20	16	30	7	20	37	21	34	29	22	416
Q1	0	0	0	0	3	0	3	7	7	0	0	0	7	6	0	14	3	57
Q2	10	14	7	7	14	28	0	7	6	10	0	17	9	9	3	8	3	153
Q3	7	3	0	7	10	3	0	0	3	10	0	6	6	6	17	7	6	85
Q4	10	13	10	7	17	7	0	6	0	3	7	10	7	0	14	0	10	121
OT	0	0	0	0	0	0	0	0	0	0	0	0	0	0	0	0	0	0
TD Rushing	1	1	0	2	1	1	0	1	1	0	1	0	1	1	1	2	1	15
TD Passing	2	2	2	1	3	4	0	1	1	2	0	2	3	1	2	1	0	27
TD KO Returns	0	0	0	0	0	0	0	0	0	0	0	0	0	0	0	0	0	0
TD Punt Returns	0	0	0	0	0	0	0	0	0	0	0	0	0	0	0	0	0	0
TD Sp. Teams	0	0	0	0	0	0	0	0	0	0	0	0	0	0	0	0	0	0
TD Def. Returns	0	0	0	0	1	0	0	0	0	0	0	0	0	0	1	0	1	3
FG Attempts	2	3	1	1	3	1	1	2	4	3	0	3	3	3	3	2	3	38
FG Made	2	3	1	0	3	1	1	2	3	3	0	2	3	3	2	2	3	34
Safety	0	0	0	0	0	0	0	0	0	0	0	0	0	0	0	1	0	1
2-Ptr Attempts	0	0	0	0	0	0	0	0	0	0	0	0	0	0	0	0	0	0
2-Ptr Made	0	0	0	0	0	0	0	0	0	0	0	0	0	0	0	0	0	0
Time of Possession	35:08	28:16	28:09	37:31	32:12	32:22	25:25	34:38	29:49	35:39	27:58	30:40	34:20	33:23	29:08	30:08	32:17	537:03

2021 DRIVE EFFICIENCY



DATE	TEAMS	DRIVES	3/OUT	TD	FGA	FGM	PNT	DWN	TRN	SAF	CLK	POINTS	SPTS/DRV	EFF
9/12	N.Y. Giants	9	3	2	0	0	3	2	1	0	1	13	1.44	22%
	Denver	8	1	3	2	2	2	0	1	0	0	27	3.38	63%
9/16	N.Y. Giants	11	2	2	5	5	3	0	0	0	1	29	2.64	64%
	at Washington	11	4	3	3	3	4	0	1	0	0	30	2.73	55%
9/26	N.Y. Giants	10	3	1	2	2	5	0	1	0	1	14	1.40	30%
	Atlanta	10	3	2	1	1	6	0	1	0	0	17	1.70	30%
10/3	N.Y. Giants	11	1	3	3	2	4	0	1	0	0	27	2.45	46%
	at New Orleans	10	2	3	1	0	3	1	1	0	1	21	2.10	30%
10/10	N.Y. Giants	12	5	2	3	2	2	1	2	0	2	20	1.67	33%
	at Dallas	10	1	4	3	3	1	0	2	0	0	37	3.70	70%
10/17	N.Y. Giants	12	6	1	1	1	4	2	4	0	0	11	0.92	17%
	L.A. Rams	13	5	5	1	1	4	0	2	0	1	38	2.92	46%
10/24	N.Y. Giants	13	3	2	3	3	5	1	0	1	2	23	1.77	39%
	Carolina	12	7	0	1	1	7	2	1	0	0	3	0.25	17%
11/1	N.Y. Giants	11	5	2	1	1	5	1	1	0	1	17	1.55	27%
	at Kansas City	11	2	2	2	2	4	0	2	0	1	20	1.82	36%
11/7	N.Y. Giants	10	2	1	3	3	3	0	1	0	1	16	1.60	40%
	Las Vegas	10	2	1	4	3	2	0	3	0	0	16	1.60	40%
11/22	N.Y. Giants	11	3	1	1	1	4	2	3	0	0	10	0.91	18%
	at Tampa Bay	11	2	3	3	3	3	0	1	0	1	30	2.73	55%
11/28	N.Y. Giants	10	5	1	3	2	5	0	0	0	1	13	1.30	30%
	Philadelphia	10	3	1	0	0	3	2	4	0	0	7	0.70	10%
12/5	N.Y. Giants	12	4	0	4	3	6	0	1	0	1	9	0.75	25%
	at Miami	12	6	2	3	2	6	0	0	0	1	20	1.67	33%
12/12	N.Y. Giants	12	4	3	0	0	5	1	2	0	1	21	1.75	25%
	at L.A. Chargers	11	3	4	3	3	3	0	0	0	1	37	3.36	64%
12/19	N.Y. Giants	10	1	0	2	2	2	2	4	0	0	6	0.60	20%
	Dallas	11	2	2	3	3	4	0	1	0	1	21	1.91	46%
12/26	N.Y. Giants	13	6	1	1	1	8	0	2	0	1	10	0.77	15%
	at Philadelphia	12	3	3	3	2	4	1	0	0	1	27	2.25	42%
1/2	N.Y. Giants	12	3	0	1	1	4	1	4	0	1	3	0.25	17%
	at Chicago	12	6	3	2	2	5	0	2	1	0	27	2.25	42%
1/9	N.Y. Giants	11	6	1	0	0	6	1	3	0	0	7	0.64	9%
	Washington	10	2	1	3	3	6	0	0	0	0	16	1.60	40%
TOTALS	GIANTS	190	62	23	33	29	74	14	30	1	14	249	1.31	27.9%
	OPPONENTS	184	54	42	38	34	67	6	22	1	8	394	2.14	41.8%

2021 THIRD DOWN EFFICIENCY



GIANTS

Date	Opponent	3rd & 1	3rd & 2	3rd & 3	3rd & 4	3rd & 5	3rd & 6	3rd & 7	3rd & 8	3rd & 9	3rd & 10+	Total	Ttl %
9/12	Denver	0/0	2/3	0/0	0/1	3/3	0/1	0/0	1/1	0/1	0/2	6/12	50.00
9/16	at Washington	2/2	0/0	0/1	0/0	0/0	0/0	1/3	0/1	0/1	1/4	4/12	33.33
9/26	Atlanta	2/2	0/0	0/0	1/2	1/2	0/0	2/2	0/0	1/2	0/4	7/14	50.00
10/3	at New Orleans	0/1	1/2	0/0	0/0	1/2	0/1	1/1	0/0	0/2	1/2	4/11	36.36
10/10	at Dallas	0/1	0/0	0/2	2/3	0/1	0/1	1/1	0/0	0/2	1/2	4/13	30.77
10/17	L.A. Rams	1/2	0/0	0/0	0/0	0/0	0/1	1/3	1/2	0/2	1/5	4/15	26.67
10/24	Carolina	3/4	0/0	1/1	0/0	0/0	1/2	0/0	1/1	0/0	1/8	7/16	43.75
11/1	at Kansas City	2/3	0/0	0/1	1/3	0/0	0/0	0/1	0/1	0/0	1/3	4/12	33.33
11/7	Las Vegas	1/1	1/2	1/2	0/0	0/0	0/1	1/1	2/2	0/1	0/2	6/12	50.00
11/22	at Tampa Bay	0/0	0/1	0/0	1/1	0/3	0/0	0/0	0/0	0/1	0/3	1/9	11.11
11/28	Philadelphia	0/0	0/0	1/2	0/0	0/1	0/0	2/3	0/2	0/1	0/3	3/12	25.00
12/5	at Miami	0/0	0/2	0/0	1/1	0/0	1/1	1/1	0/1	1/2	2/8	6/16	37.50
12/12	at L.A. Chargers	1/1	1/2	2/3	0/1	0/0	0/1	1/2	0/0	1/2	1/2	7/14	50.00
12/19	Dallas	2/2	0/0	1/1	0/1	0/3	1/1	0/0	0/1	1/1	1/4	6/14	42.86
12/26	at Philadelphia	2/2	2/2	1/1	1/3	1/2	0/0	0/1	1/3	0/1	0/5	8/20	40.00
1/2	at Chicago	0/0	0/1	0/0	1/3	0/1	0/0	0/2	0/1	0/1	0/2	1/11	9.09
1/9	Washington	1/2	1/2	0/0	3/3	0/0	0/0	1/3	0/2	0/2	0/3	6/17	35.29
TOTALS		17/23	8/17	7/14	11/22	6/18	3/10	12/24	6/18	4/22	10/62	84/230	36.52
		73.9%	47.1%	50.0%	50.0%	33.3%	30.0%	50.0%	33.3%	18.2%	16.1%	36.5%	--

OPPONENT

Date	Opponent	3rd & 1	3rd & 2	3rd & 3	3rd & 4	3rd & 5	3rd & 6	3rd & 7	3rd & 8	3rd & 9	3rd & 10+	Total	Ttl %
9/12	Denver	0/0	1/1	0/1	1/2	1/1	1/1	1/2	1/4	1/1	0/2	7/15	46.67
9/16	at Washington	3/4	0/1	0/1	0/1	1/1	0/0	0/1	0/1	0/0	0/3	4/13	30.77
9/26	Atlanta	0/1	1/1	0/1	2/3	0/0	0/1	0/1	1/1	1/2	0/2	5/13	38.46
10/3	at New Orleans	2/2	4/5	0/1	0/0	0/1	1/1	0/0	0/0	1/1	0/2	8/13	61.54
10/10	at Dallas	3/3	1/1	0/0	1/1	0/1	2/3	0/2	1/1	0/1	0/1	8/14	57.14
10/17	L.A. Rams	0/3	1/2	0/0	0/2	0/0	0/1	0/0	0/1	0/0	1/2	2/11	18.18
10/24	Carolina	1/1	0/0	0/2	0/0	0/0	1/1	0/1	0/1	0/3	0/4	2/15	13.33
11/1	at Kansas City	0/0	0/2	1/1	0/0	0/1	3/3	0/0	0/3	0/1	1/3	5/12	41.67
11/7	Las Vegas	2/3	1/1	0/2	1/1	0/0	0/2	0/2	0/0	0/0	0/1	4/12	33.33
11/22	at Tampa Bay	0/0	1/1	1/1	2/2	1/1	0/0	0/1	0/1	0/2	1/4	6/13	46.15
11/28	Philadelphia	3/4	0/1	0/0	0/1	1/2	0/0	0/0	0/0	0/0	0/3	4/11	36.36
12/5	at Miami	1/1	2/2	0/0	1/2	0/3	2/5	0/0	0/1	0/0	0/1	6/15	40.00
12/12	at L.A. Chargers	3/3	0/0	0/1	1/2	1/1	0/0	0/0	1/3	0/0	1/3	7/13	53.85
12/19	Dallas	2/2	0/0	1/1	3/4	1/2	1/2	0/1	0/0	0/0	0/2	8/14	57.14
12/26	at Philadelphia	0/1	1/1	2/2	1/2	1/2	0/0	0/1	0/0	0/0	0/4	5/13	38.46
1/2	at Chicago	1/1	3/3	0/2	0/1	0/0	0/2	1/2	0/0	1/2	0/3	6/16	37.50
1/9	Washington	1/2	0/1	1/1	0/1	0/1	0/1	1/1	0/2	0/1	0/2	3/13	23.08
TOTALS		22/31	16/23	6/17	13/25	7/17	11/23	3/15	4/19	4/14	4/42	90/226	39.82
		71.0%	69.6%	35.3%	52.0%	41.2%	47.8%	20.0%	21.1%	28.6%	9.5%	39.8%	--



2021 REGULAR SEASON NYG INDIVIDUAL SINGLE-GAME HIGHS

Touchdowns	2	Booker, D.	at DAL	10/10	2	Montgomery, D.	at CHI	01/02
		Barkley, S.	at NO	10/03		Henderson Jr., D.	vs. LAR	10/17
						Kupp, C.	vs. LAR	10/17
						Elliott, E.	at DAL	10/10
						Hill, T.	at NO	10/03
Passes Attempted	51	Jones, D.	vs. LAR	10/17	48	Mahomes, P.	at KC	11/01
Passes Completed	29	Jones, D.	vs. LAR	10/17	34	Heinicke, T.	at WAS	09/16
Completion Percentage	75.0	Jones, D.	vs. LV	11/07	78.5	Stafford, M.	vs. LAR	10/17
Passing Yards	402	Jones, D.	at NO	10/03	336	Heinicke, T.	at WAS	09/16
Yards Per Attempt	10.1	Jones, D.	at NO	10/03	9.8	Winston, J.	at NO	10/03
Touchdown Passes	2	Glennon, M.	at LAC	12/12	4	Stafford, M.	vs. LAR	10/17
		Jones, D.	at KC	11/01				
		Jones, D.	at NO	10/03				
Pass Receptions	10	Shepard, S.	vs. LAR	10/17	12	Hill, T.	at KC	11/01
		Toney, K.	at DAL	10/10				
Receiving Yards	189	Toney, K.	at DAL	10/10	130	Kupp, C.	vs. LAR	10/17
Touchdown Receptions	1	Slayton, D.	vs. WAS	01/09	2	Kupp, C.	vs. LAR	10/17
		Engram, E.	at PHI	12/26				
		Barkley, S.	at LAC	12/12				
		Penny, E.	at LAC	12/12				
		Myarick, C.	vs. PHI	11/28				
		Thomas, A.	at TB	11/22				
		Engram, E.	vs. LV	11/07				
		Engram, E.	at KC	11/01				
		Rudolph, K.	at KC	11/01				
		Pettis, D.	vs. CAR	10/24				
		...5 more.						
Rushing Yards	102	Barkley, S.	at CHI	01/02	146	Gibson, A.	vs. WAS	01/09
Rushing Attempts	21	Barkley, S.	at CHI	01/02	26	Kamara, A.	at NO	10/03
		Booker, D.	vs. LV	11/07				
Rushing Average	10.6	Jones, D.	at WAS	09/16	9.6	Hurts, J.	vs. PHI	11/28
Rushing Touchdowns	1	Glennon, M.	at LAC	12/12	2	Montgomery, D.	at CHI	01/02
		Booker, D.	vs. CAR	10/24		Hill, T.	at NO	10/03
		Penny, E.	vs. LAR	10/17				
		Booker, D.	at DAL	10/10				
		Barkley, S.	at NO	10/03				
		Barkley, S.	vs. ATL	09/26				
		Jones, D.	at WAS	09/16				
		Jones, D.	vs. DEN	09/12				
Yards From Scrimmage	196	Toney, K.	at DAL	10/10	151	Gibson, A.	vs. WAS	01/09
Combined Net Yards	196	Toney, K.	at DAL	10/10	151	Gibson, A.	vs. WAS	01/09
Interceptions Made	2	McKinney, X.	vs. LV	11/07	2	McCain, B.	vs. WAS	01/09
		McKinney, X.	vs. LAR	10/17		Rapp, T.	vs. LAR	10/17
Interceptions Thrown	3	Glennon, M.	vs. DAL	12/19	3	Hurts, J.	vs. PHI	11/28
		Jones, D.	vs. LAR	10/17				
INT Return Yards	41	McKinney, X.	vs. LV	11/07	45	Brown, A.	at DAL	10/10
Tackles	12	Crowder, T.	vs. WAS	01/09	16	Edwards, T.	at PHI	12/26
		Crowder, T.	vs. DAL	12/19				
		Jackson, A.	at KC	11/01				
		Martinez, B.	at WAS	09/16				
Sacks	2.5	Ojulari, A.	vs. CAR	10/24	2.0	Gipson, T.	at CHI	01/02
						Phillips, J.	at MIA	12/05
						Ngakoue, Y.	vs. LV	11/07
						Allen, J.	at WAS	09/16
						Miller, V.	vs. DEN	09/12
Punts	8	Dixon, R.	at PHI	12/26	7	Winslow, R.	vs. CAR	10/24
Punts Inside the 20	3	Dixon, R.	at PHI	12/26	4	Anger, B.	vs. DAL	12/19
		Dixon, R.	at TB	11/22		Townsend, T.	at KC	11/01
		Dixon, R.	vs. LV	11/07		Hekker, J.	vs. LAR	10/17
Punting Average	54.0	Dixon, R.	vs. DEN	09/12	61.0	Anger, B.	at DAL	10/10

2021 INDIVIDUAL BESTS



Punt Returns	4	Peppers, J.	vs. CAR	10/24	4	Carter, D.	vs. WAS	01/09
						Reagor, J.	at PHI	12/26
						Reagor, J.	vs. PHI	11/28
Punt Return Yards	36	Peppers, J.	vs. ATL	09/26	50	Reagor, J.	at PHI	12/26
Kickoff Returns	4	Bachman, A.	vs. WAS	01/09	5	Richard, J.	vs. LV	11/07
		Board, C.	vs. LAR	10/17				
Kickoff Return Yards	112	Board, C.	vs. LAR	10/17	107	Richard, J.	vs. LV	11/07
Field Goals Attempted	5	Gano, G.	at WAS	09/16	4	Carlson, D.	vs. LV	11/07
Field Goals Made	5	Gano, G.	at WAS	09/16	3	Slye, J.	vs. WAS	01/09
						Zuerlein, G.	vs. DAL	12/19
						Hopkins, D.	at LAC	12/12
						Succop, R.	at TB	11/22
						Carlson, D.	vs. LV	11/07
						Zuerlein, G.	at DAL	10/10
						Hopkins, D.	at WAS	09/16

2021 REGULAR SEASON NYG LONGEST PLAYS

Run From Scrimmage	46	Jones, D.	at WAS	09/16	70	Gordon III, M.	vs. DEN	09/12
Touchdown Run	19	Booker, D.	vs. CAR	10/24	70	Gordon III, M.	vs. DEN	09/12
Passing Long	60	Glennon, M.	at LAC	12/12	59	Herbert, J.	at LAC	12/12
Touchdown Pass Long	54	Jones, D.	at NO	10/03	59	Herbert, J.	at LAC	12/12
Pass Reception	60	Rudolph, K.	at LAC	12/12	59	Guyton, J.	at LAC	12/12
Touchdown Reception	54	Barkley, S.	at NO	10/03	59	Guyton, J.	at LAC	12/12
Interception Return	41	McKinney, X.	vs. LV	11/07	45	Brown, A.	at DAL	10/10
Longest INT Return for TD	41	McKinney, X.	vs. LV	11/07	45	Brown, A.	at DAL	10/10
Longest Opponent's Fumble Return	13	Bradberry, J.	at KC	11/01	12	Nichols, B.	at CHI	01/02
Punt Return	26	Board, C.	at NO	10/03	39	Reagor, J.	at PHI	12/26
Kickoff Return	38	Board, C.	vs. DEN	09/12	32	Richard, J.	vs. LV	11/07
Punt	63	Dixon, R.	at LAC	12/12	65	Palardy, M.	at MIA	12/05
		Dixon, R.	vs. LAR	10/17				
Field Goal	55	Gano, G.	at WAS	09/16	49	Hopkins, D.	at WAS	09/16
Field Goal Attempt	56	Gano, G.	at MIA	12/05	58	Rosas, A.	at NO	10/03

DATE	OPPONENT	GIANTS PLAYERS	YDS.
12/12	at LAC	Glennon -> Rudolph	60
10/3	at NO	Jones -> Barkley	541
10/3	at NO	Jones -> Ross III	521
11/1	at KC	Jones -> Ross III	50
9/12	DEN	Jones -> Slayton	42
11/1	at KC	Jones -> Booker	41
9/26	ATL	Jones -> Board	38
10/10	at DAL	Jones -> Toney	38
9/12	DEN	Jones -> Shepard	371
12/19	DAL	Fromm -> Golladay	36
10/10	at DAL	Glennon -> Toney	35
9/16	at WAS	Jones -> Slayton	337
11/7	LV	Jones -> Ingram	307
10/3	at NO	Jones -> Golladay	28
11/22	at TB	Jones -> Rudolph	28
10/10	at DAL	Jones -> Toney	28
10/3	at NO	Jones -> Golladay	27
10/24	CAR	Jones -> Pettis	27
10/10	at DAL	Glennon -> Toney	26
12/12	at LAC	Glennon -> Shepard	24
10/3	at NO	Jones -> Golladay	23
1/9	WAS	Fromm -> Slayton	227
11/1	at KC	Jones -> Ross III	22
9/16	at WAS	Jones -> Shepard	21
11/22	at TB	Jones -> Slayton	21
9/16	at WAS	Jones -> Smith	21
10/3	at NO	Jones -> Toney	21
12/5	at MIA	Glennon -> Golladay	20
11/28	PHI	Jones -> Ingram	20
10/3	at NO	Jones -> Rudolph	20
9/12	DEN	Jones -> Shepard	20

DATE	OPPONENT	OPPONENT PLAYERS	YDS.
12/12	at LAC	Herbert -> Guyton	597
10/3	at NO	Winston -> Callaway	58
9/16	at WAS	Heinicke -> McKissic	56
10/10	at DAL	Prescott -> Lamb	497
12/26	at PHI	Hurts -> Smith	46
1/9	WAS	Heinicke -> McLaurin	40
12/26	at PHI	Hurts -> Watkins	39
12/12	at LAC	Herbert -> Palmer	36
11/22	at TB	Brady -> Gronkowski	35
10/10	at DAL	Prescott -> Wilson	35
1/9	WAS	Heinicke -> McLaurin	30
10/10	at DAL	Prescott -> Schultz	30
10/17	LAR	Stafford -> Kupp	30
9/26	ATL	Ryan -> Patterson	28
10/17	LAR	Stafford -> Kupp	28
9/26	ATL	Ryan -> Patterson	26
9/12	DEN	Bridgewater -> Fant	25
12/12	at LAC	Herbert -> Williams	25
9/26	ATL	Ryan -> Pitts	25
10/17	LAR	Stafford -> Henderson Jr.	257
10/17	LAR	Stafford -> Kupp	25
12/5	at MIA	Tagovailoa -> Waddle	25
11/7	LV	Carr -> Waller	24
9/16	at WAS	Heinicke -> Thomas	24
11/1	at KC	Mahomes -> Hardman	24
10/10	at DAL	Prescott -> Cooper	247
1/2	at CHI	Dalton -> Byrd	23
12/26	at PHI	Hurts -> Smith	23
9/12	DEN	Bridgewater -> Hamler	22
11/7	LV	Carr -> Drake	22
9/16	at WAS	Heinicke -> Brown	22
10/10	at DAL	Wilson -> Brown	22
11/22	at TB	Brady -> Evans	21
10/24	CAR	Darnold -> Moore	21
11/28	PHI	Hurts -> Reagor	21
10/10	at DAL	Prescott -> Cooper	21
10/3	at NO	Winston -> Montgomery II	21
9/12	DEN	Bridgewater -> Jeudy	20
11/7	LV	Carr -> Jones	20
11/7	LV	Carr -> Renfrow	20
11/7	LV	Carr -> Waller	20
9/26	ATL	Ryan -> Ridley	20

2021 BIG OFFENSIVE PLAYS



2021 REGULAR SEASON - BIG RUN PLAYS (10+ YARDS)

DATE	OPPONENT	GIANTS PLAYER	YDS.
09/16	at Washington	Daniel Jones	46
09/16	at Washington	Saquon Barkley	41
11/28	Philadelphia	Saquon Barkley	32
12/19	Dallas	Devontae Booker	31
12/19	Dallas	Devontae Booker	28
01/09	Washington	Jake Fromm	27
12/05	at Miami	Saquon Barkley	23
10/03	at New Orleans	Daniel Jones	20
11/07	Las Vegas	Devontae Booker	20
10/24	Carolina	Devontae Booker	19T
01/09	Washington	Jake Fromm	18
12/05	at Miami	Devontae Booker	17
10/03	at New Orleans	Saquon Barkley	17
11/07	Las Vegas	Devontae Booker	16
11/22	at Tampa Bay	John Ross III	16
09/16	at Washington	Daniel Jones	15
09/26	Atlanta	Saquon Barkley	15
10/24	Carolina	Daniel Jones	14
11/28	Philadelphia	Daniel Jones	14
10/10	at Dallas	Devontae Booker	14
10/17	L.A. Rams	Devontae Booker	14
11/01	at Kansas City	Devontae Booker	14
12/05	at Miami	Devontae Booker	13
01/02	at Chicago	Mike Glennon	13
12/12	at L.A. Chargers	Saquon Barkley	13
09/26	Atlanta	Daniel Jones	12
11/07	Las Vegas	Eli Penny	12
11/22	at Tampa Bay	Saquon Barkley	12
09/26	Atlanta	Daniel Jones	11
09/16	at Washington	Daniel Jones	11
11/01	at Kansas City	Devontae Booker	11
10/24	Carolina	Devontae Booker	11
11/07	Las Vegas	Eli Penny	11
11/01	at Kansas City	Devontae Booker	10
12/26	at Philadelphia	Devontae Booker	10
01/02	at Chicago	Saquon Barkley	10
12/05	at Miami	Saquon Barkley	10
TOTALS		37 - 641 (17.3), 1 TDS	

DATE	OPPONENT	OPP. PLAYER	YDS.
09/12	Denver	Melvin Gordon III	70T
01/09	Washington	Antonio Gibson	27
11/28	Philadelphia	Miles Sanders	27
01/09	Washington	Jonathan Williams	23
11/07	Las Vegas	Kenyan Drake	21
01/09	Washington	Antonio Gibson	18T
11/28	Philadelphia	Jalen Hurts	18
01/09	Washington	Antonio Gibson	17
12/12	at L.A. Chargers	Austin Ekeler	17
10/10	at Dallas	Tony Pollard	17
12/19	Dallas	Tony Pollard	17
10/10	at Dallas	Ezekiel Elliott	15
12/26	at Philadelphia	Miles Sanders	15
10/17	L.A. Rams	Sony Michel	15
09/16	at Washington	Antonio Gibson	14
12/12	at L.A. Chargers	Austin Ekeler	14
10/10	at Dallas	Ezekiel Elliott	14
11/28	Philadelphia	Jalen Hurts	14
11/07	Las Vegas	Josh Jacobs	14
10/10	at Dallas	Tony Pollard	14
10/24	Carolina	Chuba Hubbard	13
12/19	Dallas	Ezekiel Elliott	13T
10/10	at Dallas	Ezekiel Elliott	13T
11/28	Philadelphia	Jalen Hurts	13
11/28	Philadelphia	Jalen Hurts	13
11/07	Las Vegas	Josh Jacobs	13
11/07	Las Vegas	Josh Jacobs	13
12/26	at Philadelphia	Miles Sanders	13
10/24	Carolina	PJ Walker	13
11/28	Philadelphia	Boston Scott	12
11/01	at Kansas City	Darrel Williams	12
10/10	at Dallas	Ezekiel Elliott	12
11/28	Philadelphia	Jalen Hurts	12
09/12	Denver	Javonte Williams	12
12/12	at L.A. Chargers	Joshua Kelley	12
12/19	Dallas	Tony Pollard	12
12/19	Dallas	Tony Pollard	12
01/09	Washington	Antonio Gibson	11



2021 BIG OFFENSIVE PLAYS



09/16	at Washington	Antonio Gibson	11
09/26	Atlanta	Cordarrelle Patterson	11
01/09	Washington	DeAndre Carter	11
01/09	Washington	Jonathan Williams	11
11/07	Las Vegas	Josh Jacobs	11
09/26	Atlanta	Mike Davis	11
12/26	at Philadelphia	Miles Sanders	11
11/28	Philadelphia	Miles Sanders	11
12/05	at Miami	Salvon Ahmed	11
10/03	at New Orleans	Alvin Kamara	10
09/16	at Washington	Antonio Gibson	10
01/09	Washington	Antonio Gibson	10
10/17	L.A. Rams	Darrell Henderson Jr.	10
01/02	at Chicago	David Montgomery	10
11/01	at Kansas City	Derrick Gore	10
10/10	at Dallas	Ezekiel Elliott	10
12/19	Dallas	Ezekiel Elliott	10
12/12	at L.A. Chargers	Justin Herbert	10
09/26	Atlanta	Mike Davis	10
11/22	at Tampa Bay	Mike Evans	10
11/22	at Tampa Bay	Tom Brady	10
TOTALS		59 - 844 (14.3), 4 TDS	

2021 REGULAR SEASON - BIG PASS PLAYS (20+ YARDS)

DATE	OPPONENT	GIANTS PLAYER	YDS.
12/12	at L.A. Chargers	Mike Glennon -> Kyle Rudolph	60
10/03	at New Orleans	Daniel Jones -> Saquon Barkley	54T
10/03	at New Orleans	Daniel Jones -> John Ross III	52T
11/01	at Kansas City	Daniel Jones -> John Ross III	50
09/12	Denver	Daniel Jones -> Darius Slayton	42
11/01	at Kansas City	Daniel Jones -> Devontae Booker	41
09/26	Atlanta	Daniel Jones -> C.J. Board	38
10/10	at Dallas	Daniel Jones -> Kadarius Toney	38
09/12	Denver	Daniel Jones -> Sterling Shepard	37T
12/19	Dallas	Jake Fromm -> Kenny Golladay	36
10/10	at Dallas	Mike Glennon -> Kadarius Toney	35
09/16	at Washington	Daniel Jones -> Darius Slayton	33T
11/07	Las Vegas	Daniel Jones -> Evan Engram	30T
10/10	at Dallas	Daniel Jones -> Kadarius Toney	28
10/03	at New Orleans	Daniel Jones -> Kenny Golladay	28
11/22	at Tampa Bay	Daniel Jones -> Kyle Rudolph	28
10/24	Carolina	Daniel Jones -> Dante Pettis	27
10/03	at New Orleans	Daniel Jones -> Kenny Golladay	27
10/10	at Dallas	Mike Glennon -> Kadarius Toney	26
12/12	at L.A. Chargers	Mike Glennon -> Sterling Shepard	24
10/03	at New Orleans	Daniel Jones -> Kenny Golladay	23
11/01	at Kansas City	Daniel Jones -> John Ross III	22
01/09	Washington	Jake Fromm -> Darius Slayton	22T
11/22	at Tampa Bay	Daniel Jones -> Darius Slayton	21
10/03	at New Orleans	Daniel Jones -> Kadarius Toney	21
09/16	at Washington	Daniel Jones -> Kaden Smith	21
09/16	at Washington	Daniel Jones -> Sterling Shepard	21
11/28	Philadelphia	Daniel Jones -> Evan Engram	20
10/03	at New Orleans	Daniel Jones -> Kyle Rudolph	20
09/12	Denver	Daniel Jones -> Sterling Shepard	20
12/05	at Miami	Mike Glennon -> Kenny Golladay	20
TOTALS		31 - 965 (31.1), 6 TDS	

DATE	OPPONENT	OPP. PLAYER	YDS.
12/12	at L.A. Chargers	Justin Herbert -> Jalen Guyton	59T
10/03	at New Orleans	Jameis Winston -> Marquez Callaway	58
09/16	at Washington	Taylor Heinicke -> J.D. McKissic	56
10/10	at Dallas	Dak Prescott -> CeeDee Lamb	49T
12/26	at Philadelphia	Jalen Hurts -> DeVonta Smith	46
01/09	Washington	Taylor Heinicke -> Terry McLaurin	40
12/26	at Philadelphia	Jalen Hurts -> Quez Watkins	39
12/12	at L.A. Chargers	Justin Herbert -> Joshua Palmer	36
10/10	at Dallas	Dak Prescott -> Cedrick Wilson	35
11/22	at Tampa Bay	Tom Brady -> Rob Gronkowski	35
10/10	at Dallas	Dak Prescott -> Dalton Schultz	30
10/17	L.A. Rams	Matthew Stafford -> Cooper Kupp	30
01/09	Washington	Taylor Heinicke -> Terry McLaurin	30
09/26	Atlanta	Matt Ryan -> Cordarrelle Patterson	28
10/17	L.A. Rams	Matthew Stafford -> Cooper Kupp	28
09/26	Atlanta	Matt Ryan -> Cordarrelle Patterson	26
12/12	at L.A. Chargers	Justin Herbert -> Mike Williams	25
09/26	Atlanta	Matt Ryan -> Kyle Pitts	25
10/17	L.A. Rams	Matthew Stafford -> Cooper Kupp	25
10/17	L.A. Rams	Matthew Stafford -> Darrell Henderson Jr.	25T
09/12	Denver	Teddy Bridgewater -> Noah Fant	25



2021 BIG OFFENSIVE PLAYS



12/05	at Miami	Tua Tagovailoa -> Jaylen Waddle	25
10/10	at Dallas	Dak Prescott -> Amari Cooper	24T
11/07	Las Vegas	Derek Carr -> Darren Waller	24
11/01	at Kansas City	Patrick Mahomes -> Mecole Hardman	24
09/16	at Washington	Taylor Heinicke -> Logan Thomas	24
01/02	at Chicago	Andy Dalton -> Damiere Byrd	23
12/26	at Philadelphia	Jalen Hurts -> DeVonta Smith	23
10/10	at Dallas	Cedrick Wilson -> Noah Brown	22
11/07	Las Vegas	Derek Carr -> Kenyan Drake	22
09/16	at Washington	Taylor Heinicke -> Dyami Brown	22
09/12	Denver	Teddy Bridgewater -> KJ Hamler	22
10/10	at Dallas	Dak Prescott -> Amari Cooper	21
11/28	Philadelphia	Jalen Hurts -> Jalen Reagor	21
10/03	at New Orleans	Jameis Winston -> Ty Montgomery II	21
10/24	Carolina	Sam Darnold -> DJ Moore	21
11/22	at Tampa Bay	Tom Brady -> Mike Evans	21
11/07	Las Vegas	Derek Carr -> Darren Waller	20
11/07	Las Vegas	Derek Carr -> Hunter Renfrow	20
11/07	Las Vegas	Derek Carr -> Zay Jones	20
09/26	Atlanta	Matt Ryan -> Calvin Ridley	20
09/12	Denver	Teddy Bridgewater -> Jerry Jeudy	20
TOTALS		42 - 1,210 (28.8), 4 TDs	

2021 PLAYER TRANSACTIONS

JANUARY 2 - LB **Kyler Fackrell**, DB **Madre Harper** - Activated, from Reserve; P **Ryan Santoso** - Activated, from Practice Squad (Standard Elevation); FB **Elijah Penny** - Placed on Injured Reserve; QB **Joe Webb** - Waived, No Recall

JANUARY 4 - WR **Alex Bachman**, LB **Trent Harris**, DB **Montre Hartage**, TE **Rysen John**, RB **Taquan Mizzell**, DT **David Moa**, G **Chad Slade**, QB **Alex Tanney**, QB **Clayton Thorson**, LS **Carson Tinker**, G **Kenny Wiggins**, DB **Jarren Williams**, DB **Quincy Wilson** - Reserve/Future Signings; OT **Jackson Barton**, DB **Madre Harper** - Signed, Renegotiated Contract (Exclusive Rights)

JANUARY 5 - RB **Jordan Chunn**, WR **Derrick Dillon** - Reserve/Future Signings

JANUARY 7 - RB **Devonta Freeman** - Waived, from Reserve/Injured; WR **David Sills V** - Activated, from Reserve/COVID, Remains on Reserve/Injured, WR **David Sills V** - Signed, Renegotiated Contract (Exclusive Rights)

JANUARY 8 - QB **Joe Webb** - Reserve/Future Signing

JANUARY 11 - TE **Nakia Griffin-Stewart**, TE **Nate Wieting** - Reserve/Future Signings

JANUARY 12 - LB **Cale Garrett** - Reserve/Future Signing

JANUARY 21 - DE **Breeland Speaks** - Reserve/Future Signing

JANUARY 26 - P **Ryan Santoso** - Reserve/Future Signing

FEBRUARY 12 - WR **Da'Mari Scott**, DB **Shakial Taylor** - Waived, No Recall

FEBRUARY 24 - OL **Jonotthan Harrison** - Free Agent Signing

MARCH 8 - WR **Cody Core** - Terminated, Vested Veteran, Failed Physical

MARCH 9 - DT **Leonard Williams** - Designated Franchise Player

MARCH 10 - G **Kevin Zeitler** - Terminated, Vested Veteran, all contracts

MARCH 16 - FB **Cullen Gillaspia** - Free Agent Signing

MARCH 17 - OT **Nate Solder**, WR **C.J. Board**, DT **Austin Johnson**, LS **Casey Kreiter** - Signed, New Contracts

MARCH 18 - DT **Leonard Williams** - Signed, New Contract

MARCH 19 - RB **Devontae Booker**, QB **Mike Glennon**, DE **Ifeadi Odenigbo**, WR **John Ross** - Free Agent Signings; LB **Reggie Ragland** - Free Agent Signing

MARCH 20 - WR **Kenny Golladay** - Free Agent Signing

MARCH 22 - CB **Adoree' Jackson** - Free Agent Signing

MARCH 24 - TE **Kyle Rudolph** - Free Agent Signing; LB **Devante Downs** - Free Agent Signing

MARCH 25 - OL **Zack Fulton** - Free Agent Signing; OLB **Ryan Anderson** - Free Agent Signing

MARCH 29 - DT **Danny Shelton** - Free Agent Signing

2021 PLAYER TRANSACTIONS

MARCH 30 - TE Cole Hikutini, DB Joshua Kalu, DB Chris Milton - Free Agent Signings

APRIL 14 - CB Ryan Lewis - Waived

APRIL 29 - WR Kadarius Toney - Drafted in first round (20th overall)

APRIL 30 - LB Azeez Ojulari - Drafted in second round (50th overall); CB Aaron Robinson - Drafted in third round (71st overall)

MAY 1 - LB Elerson Smith - Drafted in fourth round (116th overall); RB Gary Brightwell - Drafted in sixth round (196th overall); CB Rodarius Williams - Drafted in sixth round (201st overall)

MAY 13 - LB Azeez Ojulari, RB Gary Brightwell, CB Rodarius Williams - Selection List Signings; G Jake Burton, C Brett Heggie, DE Raymond Johnson - Undrafted Free Agent Signings; DE Breeland Speaks - Waived, No Recall

MAY 16 - WR Kelvin Benjamin, RB Corey Clement - Free Agent Signings; RB Jordan Chunn, TE Nate Wieting - Waived, No Recall

MAY 18 - RB Ryquell Armstead - Claimed (off Waivers from JAX); QB Joe Webb - Terminated, Vested Veteran, all contracts

MAY 25 - LB Elerson Smith - Selection List Signing

MAY 28 - CB Aaron Robinson - Selection List Signing

JUNE 3 - WR Kadarius Toney - Selection List Signing

JUNE 25 - RB Ryquell Armstead - Waived

JULY 21 - DB Jordyn Peters - Free Agent Signing; RB Mike Weber - Free Agent Signing

JULY 22 - WR Kadarius Toney - Placed on Reserve/COVID-19 List; RB Saquon Barkley, OL Jonothan Harrison, T Matt Peart, CB Aaron Robinson, TE Kyle Rudolph, LB Oshane Ximines - Placed on Active/Physically Unable to Perform List;

LB Ryan Anderson, RB Sandro Platzgummer - Placed on Reserve/Non-Football Injury List; RB Taquan Mizzell - Placed on Reserve/Injured List

JULY 27 - DB Joshua Kalu, LB Blake Martinez - Placed on Reserve/COVID-19 List; LB Reggie Ragland - Placed on Reserve/Non-Football Injury List; WR Kadarius Toney - Activated from Reserve/COVID-19 List

JULY 28 - RB Sandro Platzgummer - Activated from Reserve/Non-Football Injury List; TE Rysen John - Placed on Reserve/COVID-19 List; TE Kelvin Benjamin - Terminated, Vested Veteran, all contracts

JULY 29 - RB Taquan Mizzell - Waived

JULY 31 - LB Todd Davis, C Joe Looney, WR Damion Willis - Free Agent Signing; T Matt Peart - Activated from Active/Physically Unable to Perform List

AUGUST 2 - RB Alfred Morris - Free Agent Signing; OL Jonothan Harrison - Activated from Active/Physically Unable to Perform List

2021 PLAYER TRANSACTIONS

AUGUST 3 - **DB Joshua Kalu**, **LB Blake Martinez** - Activated from Reserve/COVID-19 List; **WR Derrick Dillon** - Placed on Reserve/Injured List; **LB Todd Davis** - Placed on Reserve/Retired List

AUGUST 4 - **WR Andy Jones**, **TE Tommy Stevens** - Free Agent Signing; **RB Mike Weber** - Placed on Reserve/Injured List; **C Joe Looney** - Placed on Reserve/Retired List

AUGUST 5 - **LB Reggie Ragland** - Activated from Reserve/Non-Football Injury List

AUGUST 6 - **OL Zach Fulton** - Placed on Reserve/Retired List; **TE Levine Toilolo** - Placed on Reserve/Injured List

AUGUST 7 - **DB Chris Johnson** - Free Agent Signing; **TE Jake Hausmann** - Claimed (off Waivers from DET)

AUGUST 8 - **WR Matt Cole** - Claimed (off Waivers from NYJ); **WR Andy Jones** - Waived

AUGUST 9 - **RB Saquon Barkley**, **LB Oshane Ximines** - Activated from Active/Physically Unable to Perform List; **LB Ryan Anderson** - Waived

AUGUST 10 - **TE Rysen John** - Activated from Reserve/COVID-19 List; **LB Ryan Anderson** - Activated from Reserve/Non-Football Injury List; **TE Tommy Stevens** - Waived

AUGUST 11 - **DT Elijah Qualls**, **DT Willie Henry** - Free Agent Signings; **WR Derrick Dillon**, **DL RJ McIntosh**, **LB Cale Garrett** - Waived

AUGUST 13 - **G Ted Larsen** - Free Agent Signing; **DB Jordyn Peters**, **RB Mike Weber** - Waived

AUGUST 16 - **QB Brian Lewerke** - Free Agent Signing; **QB Clayton Thorson** - Waived/Injured; **LB TJ Brunson**, **DB Joshua Kalu**, **G Kyle Murphy** - Placed on Reserve/Injured List; **DB Keion Crossen** - Acquired from the Houston Texans for a 2023 sixth-round pick

AUGUST 17 - **DB Chris Milton**, **RB Alfred Morris** - Terminated, Vested Veteran, all contracts; **DB Jarren Williams** - Waived/Injured; **CB Josh Jackson** - Acquired from the Green Bay Packers in exchange for **CB Isaac Yiadom**

AUGUST 21 - **DB Jarren Williams** - Waived, Injury Settlement

AUGUST 24 - **DB Montre Hartage**, **TE Cole Hikutini** - Waived/Injured; **TE Rysen John**, **DB Quincy Wilson** - Placed on Reserve/Injured List; **LS Carson Tinker** - Terminated, Vested Veteran, all contracts

AUGUST 25 - **TE Kyle Rudolph** - Activated from Active/Physically Unable to Perform List, **QB Clayton Thorson** - Waived, Injury Settlement

AUGUST 26 - **K Ryan Santoso** - Traded to the Carolina Panthers in exchange for a conditional 2022 seventh-round pick

AUGUST 29 - **DB Jordyn Peters** - Free Agent Signing

AUGUST 30 - **OL Billy Price** - Acquired from the Cincinnati Bengals in exchange for **DL B.J. Hill**

AUGUST 31 - **LB Ryan Anderson**, **RB Corey Clement**, **OL Jonothan Harrison**, **DL Willie Henry**, **LS Casey Kreiter**, **DL Ifeadi Odenigbo**, **OL Chad Slade**, **OL Kenny Wiggins** - Terminated, Vested Veteran, all contracts; **T Jackson Barton**, **OL Jake Burton**, **WR Matt Cole**, **LB Devante Downs**, **TE Nakia Griffin-Stewart**, **DB Madre Harper**, **TE Jake Hausmann**, **OL Brett Heggie**, **DB Chris Johnson**, **LB Niko Lalos**, **QB Brian Lewerke**, **DL**

2021 PLAYER TRANSACTIONS

David Moe, **DB Jordyn Peters**, **RB Sandro Platzgummer**, **DL Elijah Qualls**, **WR David Sills V**, **WR Damion Willis** - Waived, No Recall; **WR Alex Bachman**, **WR Austin Mack** - Waived/Injured; **OL Ted Larsen** - Placed on Reserve/Injured List; **CB Aaron Robinson** - Placed on Reserve/Physically Unable to Perform List; **G Ben Bredeson**, 2022 fifth-round pick (via Chiefs) and 2023 seventh-round pick - Acquired from the Baltimore Ravens in exchange for a 2022 fourth-round pick

SEPTEMBER 1 - **LB Justin Hilliard** - Claimed (off Waivers from SF); **WR Collin Johnson** - Claimed (off Waivers from JAX); **LB Quincy Roche** - Claimed (off Waivers from PIT); **LB Trent Harris**, **WR Dante Pettis** - Waived, No Recall; **WR C.J. Board** - Terminated, Vested Veteran, all contracts; **WR C.J. Board**, **LS Casey Kreiter** - Free Agent Signing; **T Jackson Barton**, **OL Jake Burton**, **WR Matt Cole**, **TE Nakia Griffin-Stewart**, **DL Willie Henry**, **TE Jake Hausmann**, **OL Brett Heggie**, **LB Niko Lalos**, **DL David Moe**, **DB Jordyn Peters**, **RB Sandro Platzgummer**, **WR David Sills V**, **OL Keny Wiggins** - Signed to Practice Squad; **WR John Ross III**, **LB Elerson Smith** - Placed on Reserve/Injured List

SEPTEMBER 2 - **WR Alex Bachman**, **DB Montre Hartage**, **TE Cole Hikutini** - Waived, Injury Settlement; **LB Trent Harris**, **QB Brian Lewerke**, **TE Chris Myarick**, **WR Dante Pettis**, **OL Matt Skura**, **RB Dexter Williams** - Signed to Practice Squad; **OL Jake Burton**, **TE Nakia Griffin-Stewart**, **OL Brett Heggie** - Released from Practice Squad

SEPTEMBER 3 - **TE Ryan Izzo** - Signed to Practice Squad; **WR Damion Willis** - Released from Practice Squad

SEPTEMBER 7 - **WR C.J. Board** - Terminated, Vested Veteran, all contracts; **WR C.J. Board**, **T Korey Cunningham** - Signed to Practice Squad; **LB Todd Davis** - Terminated, Vested Veteran, all contracts from Reserve/Retired List; **WR Austin Mack** - Waived, Injury Settlement; **DB Jordyn Peters**, **OL Kenny Wiggins** - Released from Practice Squad; **DB Nate Ebner** - Free Agent Signing

SEPTEMBER 9 - **OL Ted Larsen** - Waived, Injury Settlement

SEPTEMBER 11 - **WR C.J. Board** - Activated, from Practice Squad (Standard Elevation)

SEPTEMBER 16 - **G Shane Lemieux** - Placed on Reserve/Injured List; **OL Matt Skura** - Signed to Active Roster from Practice Squad; **WR C.J. Board**, **TE Chris Myarick** - Activated, from Practice Squad (Standard Elevation)

SEPTEMBER 20 - **OL Cole Banwart** - Signed to Practice Squad

SEPTEMBER 21 - **DB Steven Parker** - Signed to Practice Squad; **TE Ryan Izzo** - Released from Practice Squad; **C Nick Gates** - Placed on Reserve/Injured List; **T Jackson Barton** - Terminated (by Player) from Practice Squad and Signed to Raiders Active Roster

SEPTEMBER 22 - **OL Jonothan Harrison**, **OL Foster Sarell** - Signed to Practice Squad; **RB Dexter Williams** - Released from Practice Squad

SEPTEMBER 25 - **WR C.J. Board** - Signed to Active Roster from Practice Squad; **OL Jonothan Harrison** - Activated, from Practice Squad (Standard Elevation); **LB Cam Brown** - Placed on Reserve/Injured List

SEPTEMBER 27 - **CB Jarren Williams** - Signed to Practice Squad; **OL Wes Martin** - Signed to Active Roster from Washington Practice Squad

SEPTEMBER 28 - **LB Omari Cobb** - Signed to Practice Squad; **WR Matt Cole**, **DL Willie Henry**, **OL Foster Sarell** - Released from Practice Squad

SEPTEMBER 29 - **WR John Ross III** - Designated for Return off of Reserve/Injured List; **OL Sam Jones** - Signed to

2021 PLAYER TRANSACTIONS

Practice Squad; **LB Blake Martinez** - Placed on Reserve/Injured List

SEPTEMBER 30 - OL Isaiah Wilson - Signed to Practice Squad

OCTOBER 3 - WR John Ross III - Activated off of Reserve/Injured List; **OL Jonotthan Harrison** - Activated, from Practice Squad (Standard Elevation)

OCTOBER 5 - DB Ka'dar Hollman - Signed to Practice Squad; **OL Sam Jones, DB Steven Parker** - Released from Practice Squad

OCTOBER 6 - DB Steven Parker - Signed to Practice Squad

OCTOBER 9 - T Korey Cunningham - Activated, from Practice Squad (Standard Elevation); **OL Jonotthan Harrison** - Placed on Practice Squad/Injured List

OCTOBER 12 - OL Devery Hamilton - Signed to Practice Squad

OCTOBER 14 - CB Rodarius Williams - Placed on Reserve/Injured List

OCTOBER 15 - LB Justin Hilliard - Placed on Reserve/Injured List

OCTOBER 17 - LB Cam Brown - Activated off of Reserve/Injured List; **T Korey Cunningham, WR Dante Pettis** - Activated, from Practice Squad (Standard Elevation)

OCTOBER 19 - LB Cam Brown - OL Cole Banwart, TE Jake Hausmann - Released from Practice Squad; **DL Woodrow Hamilton, OL Derrick Kelly, LB Benardrick McKinney, WR Travis Toivonen** - Signed to Practice Squad; **WR C.J. Board, T Andrew Thomas** - Placed on Reserve/Injured List; **T Korey Cunningham, WR Dante Pettis** - Signed to Active Roster from Practice Squad

OCTOBER 20 - LB Elerson Smith, CB Aaron Robinson - Designated for Return off of Reserve/Injured List

OCTOBER 23 - WR David Sills V - Signed to Active Roster from Practice Squad; **LB Benardrick McKinney, DL David Moa** - Activated, from Practice Squad (Standard Elevation)

OCTOBER 25 - TE Jake Hausmann - Signed to Practice Squad

OCTOBER 26 - DL Woodrow Hamilton - Released from Practice Squad; **DB J.R. Reed** - Signed to Active Roster from L.A. Rams Practice Squad; **CB Josh Jackson, WR David Sills V** - Waived, No Recall; **S Jabrill Peppers** - Placed on Reserve/Injured List

OCTOBER 27 - WR David Sills V - Signed to Practice Squad

NOVEMBER 1 - LB Trent Harris, LB Benardrick McKinney - Activated, from Practice Squad (Standard Elevation); **DB Steven Parker** - Signed to Active Roster from Practice Squad; **CB Aaron Robinson** - Activated off of Reserve/Physically Unable to Perform List; **LB Carter Coughlin** - Placed on Reserve/Injured List

NOVEMBER 2 - DB Steven Parker - Waived, No Recall; **WR Travis Toivonen** - Released from Practice Squad

NOVEMBER 3 - WR Alex Bachman, WR Pharoah Cooper - Signed to Practice Squad

NOVEMBER 4 - RB Saquon Barkley, RB Gary Brightwell, S Xavier McKinney - Placed on Reserve/COVID-19 List; **LB Benardrick McKinney** - Activated, from Practice Squad (COVID-19 Replacement); **DB Steven Parker** - Signed to

2021 PLAYER TRANSACTIONS

Practice Squad

NOVEMBER 5 - **RB Saquon Barkley, S Xavier McKinney** - Activated off of Reserve/COVID-19 List; **TE Jake Hausmann** - Released from Practice Squad; **RB Dexter Williams** - Signed to Practice Squad; **WR Dante Pettis** - Placed on Reserve/Injured List

NOVEMBER 6 - **WR Pharoah Cooper, LB Trent Harris** - Activated, from Practice Squad (Standard Elevation); **LB Elerson Smith** - Activated off of Reserve/Injured List

NOVEMBER 8 - **RB Dexter Williams** - Released from Practice Squad

NOVEMBER 9 - **CB Sam Beal** - Waived, No Recall

NOVEMBER 15 - **RB Gary Brightwell** - Activated off of Reserve/COVID-19 List

NOVEMBER 17 - **T Andrew Thomas** - Designated for Return off of Reserve/Injured List; **LB Benardrick McKinney** - Signed to Active Roster from Practice Squad; **RB Jonathan Williams** - Signed to Practice Squad

NOVEMBER 19 - **DB Logan Ryan** - Placed on Reserve/COVID-19 List

NOVEMBER 22 - **LB Trent Harris** - Signed to Active Roster from Practice Squad; **TE Chris Myarick, DB Steven Parker** - Activated, from Practice Squad (Standard Elevation); **WR Pharoah Cooper** - Activated, from Practice Squad (COVID-19 Replacement); **T Andrew Thomas** - Activated off of Reserve/Injured List

NOVEMBER 24 - **TE Jake Hausmann** - Signed to Practice Squad; **DB Nate Ebner** - Placed on Reserve/Injured List; **TE Chris Myarick** - Signed to Active Roster from Practice Squad

NOVEMBER 25 - **TE Deon Yelder** - Signed to Practice Squad

NOVEMBER 27 - **WR Pharoah Cooper** - Activated, from Practice Squad (COVID-19 Replacement); **DB Steven Parker** - Activated, from Practice Squad (Standard Elevation)

NOVEMBER 30 - **DB Logan Ryan** - Activated off of Reserve/COVID-19 List; **CB Darnay Holmes** - Placed on Reserve/Injured List

DECEMBER 1 - **QB Jake Fromm** - Signed to Active Roster from Buffalo Practice Squad

DECEMBER 3 - **LB Trent Harris, TE Kaden Smith** - Placed on Reserve/Injured List

DECEMBER 4 - **DB Steven Parker** - Signed to Active Roster from Practice Squad; **WR Pharoah Cooper, CB Jarren Williams** - Activated, from Practice Squad (Standard Elevation)

DECEMBER 6 - **OL Wes Martin** - Placed on Reserve/COVID-19 List; **DB Natrell Jamerson** - Signed to Practice Squad

DECEMBER 7 - **QB Clayton Thorson** - Signed to Practice Squad; **DB Ka'dar Hollman** - Placed on Practice Squad/Injured List

DECEMBER 8 - **RB Jonathan Williams** - Terminated (by Player) from Practice Squad and Signed to Washington Active Roster; **WR Travis Toivonen** - Signed to Practice Squad

DECEMBER 11 - **WR Pharoah Cooper** - Activated, from Practice Squad (COVID-19 Replacement); **CB Jarren Wil-**

2021 PLAYER TRANSACTIONS

liams - Activated, from Practice Squad (Standard Elevation)

DECEMBER 13 - WR Kadarius Toney - Placed on Reserve/COVID-19 List; **OL Kyle Murphy** - Activated off of Reserve/COVID-19 List

DECEMBER 14 - DL Woodrow Hamilton - Signed to Practice Squad; **QB Clayton Thorson** - Released from Practice Squad

DECEMBER 15 - LB Cam Brown, S Xavier McKinney, CB Aaron Robinson, WR John Ross III, LB Oshane Ximines - Placed on Reserve/COVID-19 List

DECEMBER 16 - CB Adoree' Jackson - Placed on Reserve/COVID-19 List; **WR Pharoh Cooper** - Activated, from Practice Squad (COVID-19 Replacement); **OL Evan Boehm** - Signed to Practice Squad; **OL Wes Martin** - Activated off of Reserve/COVID-19 List

DECEMBER 17 - LB Jaylon Smith - Signed to Practice Squad; **DB Natrell Jamerson, DB J.R. Reed** - Placed on Reserve/COVID-19 List; **DL David Moa** - Activated, from Practice Squad (COVID-19 Replacement); **DB Quincy Wilson** - Waived, Injury Settlement

DECEMBER 18 - WR Alex Bachman, LB Jaylon Smith, CB Jarren Williams - Activated, from Practice Squad (COVID-19 Replacement); **S Xavier McKinney** - Activated off of Reserve/COVID-19 List; **CB Sam Beal** - Signed to Practice Squad

DECEMBER 20 - QB Daniel Jones, WR Sterling Shepard - Placed on Reserve/Injured List; **LB Jaylon Smith, CB Jarren Williams** - Signed to Active Roster from Practice Squad; **DB Keion Crossen** - Placed on Reserve/COVID-19 List

DECEMBER 21 - TE Jake Hausmann - Released from Practice Squad

DECEMBER 22 - WR Pharoh Cooper - Activated, from Practice Squad (COVID-19 Replacement); **DB Darqueze Dennard, DB Dwayne Johnson** - Signed to Practice Squad

DECEMBER 23 - WR Kadarius Toney - Activated from Reserve/COVID-19 List

DECEMBER 24 - DB J.R. Reed, LB Oshane Ximines - Activated off of Reserve/COVID-19 List; **OL Jonothan Harrison** - Placed on Practice Squad/COVID-19 List

DECEMBER 25 - LB Cam Brown, CB Aaron Robinson - Activated off of Reserve/COVID-19 List; **DB Darqueze Dennard, DL David Moa, WR David Sills V, OL Isaiah Wilson** - Activated, from Practice Squad (COVID-19 Replacement); **LB Omari Cobb** - Release from Practice Squad; **DB Natrell Jamerson** - Activated off of Reserve/COVID-19 List to Practice Squad; **DL Danny Shelton, T Nate Solder** - Placed on Reserve/COVID-19 List

DECEMBER 27 - OL Evan Boehm - Released from Practice Squad; **S Julian Love** - Placed on Reserve/COVID-19 List; **DB Ka'dar Hollman** - Placed on Practice Squad/COVID-19 List

DECEMBER 28 - CB Sam Beal, DB Darqueze Dennard - Released from Practice Squad; **TE Jake Hausmann** - Signed to Practice Squad

DECEMBER 29 - LB Omari Cobb - Signed to Practice Squad; **DB Keion Crossen, CB Adoree' Jackson, WR John Ross III** - Activated off of Reserve/COVID-19 List; **LB Trent Harris** - Designated for Return off of Reserve/Injured List; **DL Dexter Lawrence II** - Placed on Reserve/COVID-19 List

2021 PLAYER TRANSACTIONS

DECEMBER 30 - RB **Gary Brightwell**, T **Matt Peart** - Placed on Reserve/Injured List; OL **Korey Cunningham**, WR **Darius Slayton** - Placed on Reserve/COVID-19 List; LB **Omari Cobb** - Placed on Practice Squad/COVID-19 List; LB **Trent Harris** - Waived, No Recall; T **Nate Solder** - Activated off of Reserve/COVID-19 List

DECEMBER 31 - OL **Jonotthan Harrison** - Activated off of Reserve/COVID-19 and Reverted to Practice Squad/Injured List; WR **Dante Pettis** - Placed on Reserve/COVID-19 List

JANUARY 1 - WR **Alex Bachman**, DL **Woodrow Hamilton** - Activated, from Practice Squad (Standard Elevation); WR **Pharoh Cooper**, OL **Derrick Kelly**, DL **David Moa**, WR **David Sills V** - Activated, from Practice Squad (COVID-19 Replacement); S **Julian Love** - Activated off of Reserve/COVID-19 List

JANUARY 4 - TE **Chris Myarick** - Waived, No Recall; OL **Isaiah Wilson** - Released from Practice Squad

JANUARY 5 - LB **Omari Cobb** - Activated off of Reserve/COVID-19 List to Practice Squad; DB **Ka'dar Hollman** - Activated off of Reserve/COVID-19 and Reverted to Practice Squad/Injured List; OL **Korey Cunningham**, DL **Dexter Lawrence II**, DL **Danny Shelton**, WR **Darius Slayton** - Activated off of Reserve/COVID-19 List; LB **Elerson Smith** - Placed on Reserve/Injured List; DL **Woodrow Hamilton** - Placed on Practice Squad/COVID-19 List

JANUARY 6 - WR **Dante Pettis** - Activated off of Reserve/COVID-19 and Reverted to Reserve/Injured List; DB **Dwayne Johnson** - Placed on Practice Squad/COVID-19 List

JANUARY 8 - WR **David Sills V** - Signed to Active Roster from Practice Squad; WR **Alex Bachman**, QB **Brian Lewerke** - Activated, from Practice Squad (Standard Elevation); QB **Clayton Thorson** - Signed to Practice Squad

BY GIANTS

BY OPPONENT

PASSING

510 yards, Eli Manning vs. Tampa Bay, Sep. 16, 2012	500 YARDS PASSING	505 yards, Drew Brees @ New Orleans, Nov. 1, 2015
44 att., Mike Glennon @ Miami, Dec. 5, 2021	40+ PASS ATTEMPTS	41 att., Tua Tagovailoa @ Miami, Dec. 5, 2021
51 att., Daniel Jones vs. L.A. Rams, Oct. 17, 2021	50+ PASS ATTEMPTS	50 att., Carson Wentz @ Philadelphia, Dec. 9, 2019
402 yards, Daniel Jones @ New Orleans, Oct. 3, 2021	400 YARDS PASSING	405 yards, Dak Prescott @ Dallas, Sep. 8, 2019
301 yards, Daniel Jones vs. Philadelphia, Dec. 29, 2019	300 YARDS PASSING	307 yards, Tom Brady @ Tampa Bay, Nov. 22, 2021
6 tds, Eli Manning: (2, 1, 2, 50, 9, 20) @ New Orleans, Nov. 1, 2015	SIX TOUCHDOWN PASSES	* Never Has Happened *
* Never Has Happened *	SEVEN TOUCHDOWN PASSES	7 tds, Drew Brees: (34, 26, 53, 2, 21, 20, 9) @ New Orleans, Nov. 1, 2015
5 tds, Daniel Jones @ Washington, Dec. 22, 2019	FIVE+ TOUCHDOWN PASSES	5 tds, Cam Newton vs. Carolina, Dec. 20, 2015
5 tds, Daniel Jones: (23, 33, 10, 9, 3) @ Washington, Dec. 22, 2019	FIVE TOUCHDOWN PASSES	5 tds, Cam Newton: (3, 37, 14, 20, 14) vs. Carolina, Dec. 20, 2015
4 tds, Daniel Jones: (5, 39, 61, 15) @ N.Y. Jets, Nov. 10, 2019	FOUR TOUCHDOWN PASSES	4 tds, Matthew Stafford: (15, 3, 25, 13) vs. L.A. Rams, Oct. 17, 2021
3 tds, Eli Manning: (3, 6, 11) @ Washington, Dec. 9, 2018	THREE TOUCHDOWN PASSES	3 tds, Justin Herbert: (12, 59, 1) @ L.A. Chargers, Dec. 12, 2021
2 ints, Xavier McKinney vs. Las Vegas, Nov. 7, 2021	TWO INTERCEPTION GAME	2 ints, Bobby McCain vs. Washington, Jan. 9, 2022

RUSHING

200 yards, Ahmad Bradshaw vs. Cleveland, Oct. 7, 2012	200+ YARDS RUSHING	206 yards, Jonathan Stewart vs. Carolina, Dec. 27, 2009
200 yards, Ahmad Bradshaw vs. Cleveland, Oct. 7, 2012	200 YARDS RUSHING	206 yards, Jonathan Stewart vs. Carolina, Dec. 27, 2009
189 yards, Saquon Barkley @ Washington, Dec. 22, 2019	150-199 YARDS RUSHING	170 yards, Derrick Henry vs. Tennessee, Dec. 16, 2018
102 yards, Saquon Barkley @ Chicago, Jan. 2, 2022	100 YARDS RUSHING	146 yards, Antonio Gibson vs. Washington, Jan. 9, 2022
102 yards, Saquon Barkley @ Chicago, Jan. 2, 2022	100-149 YARDS RUSHING	146 yards, Antonio Gibson vs. Washington, Jan. 9, 2022
116 yards/103 yards, Brandon Jacobs/Ahmad Bradshaw @ Minnesota, Dec. 13, 2010	TWO 100-YARD RUSHERS	140 yards/107 yards, Marshawn Lynch/Russell Wilson @ Seattle, Nov. 9, 2014
Rodney Hampton vs. New Orleans, Sep. 24, 1995	FOUR TOUCHDOWNS RUSHING	4 tds, Marshawn Lynch: (1, 2, 3, 16) @ Seattle, Nov. 9, 2014
3 tds, Ahmad Bradshaw: (1, 1, 1) vs. Buffalo, Oct. 16, 2011	THREE TOUCHDOWNS RUSHING	3 tds, Boston Scott: (7, 2, 2) vs. Philadelphia, Dec. 29, 2019
2 tds, Wayne Gallman Jr.: (2, 1) vs. Philadelphia, Nov. 15, 2020	TWO TOUCHDOWNS RUSHING	2 tds, David Montgomery: (2, 2) @ Chicago, Jan. 2, 2022
Ahmad Bradshaw: (4, 10)/Brandon Jacobs: (8, 28) vs. Washington, Dec. 5, 2010	TWO PLAYERS WITH TWO TD RUSHING	* Never Has Happened *
Kurt Warner: (11)/Michael Cloud: (5)/Tiki Barber: (8) vs. Cleveland, Sep. 26, 2004	THREE PLAYERS WITH ONE TD RUSHING	Jerick McKinnon: (10)/Brandon Aiyuk: (19)/Jeff Wilson Jr.: (2) vs. San Francisco, Sep. 27, 2020
189 yards, Saquon Barkley @ Washington, Dec. 22, 2019	150 YARDS RUSHING	170 yards, Derrick Henry vs. Tennessee, Dec. 16, 2018
34 att., Rashad Jennings vs. Houston, Sep. 21, 2014	30+ RUSHING ATTEMPTS	33 att., Derrick Henry vs. Tennessee, Dec. 16, 2018
301 yards vs. Carolina, Dec. 21, 2008	300 YARDS RUSHING (TEAM)	350 yards @ Seattle, Nov. 9, 2014

206 yards @ Washington, Dec. 22, 2019

200 YARDS RUSHING (TEAM)

226 yards vs. Washington, Jan. 9, 2022

RECEIVING

113 yards/100 yards, Evan Engram/Sterling Shepard @ Tampa Bay, Sep. 22, 2019

TWO 100-YARD RECEIVERS

115 yards/110 yards, Terry McLaurin/Cam Sims @ Washington, Nov. 8, 2020

222 yards, Odell Beckham Jr. vs. Baltimore, Oct. 16, 2016

200 YARDS RECEIVING

241 yards, Gary Clark vs. Washington, Oct. 27, 1986

189 yards, Kadarius Toney @ Dallas, Oct. 10, 2021

100 YARDS RECEIVING

130 yards, Cooper Kupp vs. L.A. Rams, Oct. 17, 2021

Earnest Gray at St. Louis (Cardinals), Sep. 7, 1980

FOUR TOUCHDOWN RECEPTIONS

4 tds, Joe Horn: (50, 13, 7, 18) @ New Orleans, Dec. 14, 2003

* Never Has Happened *

FIVE TOUCHDOWN RECEPTIONS

* Never Has Happened *

3 tds, Odell Beckham Jr.: (2, 1, 50) @ New Orleans, Nov. 1, 2015

THREE TOUCHDOWN RECEPTIONS

3 tds, Mike Evans: (21, 3, 20) @ Tampa Bay, Sep. 22, 2019

2 tds, Darius Slayton: (41, 7) vs. Pittsburgh, Sep. 14, 2020

TWO TOUCHDOWN RECEPTIONS

2 tds, Cooper Kupp: (3, 13) vs. L.A. Rams, Oct. 17, 2021

Golden Tate III: (61, 15)/Darius Slayton: (5, 39) @ N.Y. Jets, Nov. 10, 2019

TWO PLAYERS WITH TWO TD RECEPTIONS

Willie Snead: (34, 2)/Brandin Cooks: (26, 21) @ New Orleans, Nov. 1, 2015

189 yards, Kadarius Toney @ Dallas, Oct. 10, 2021

150 YARDS RECEIVING

190 yards, Mike Evans @ Tampa Bay, Sep. 22, 2019

10 , Sterling Shepard vs. L.A. Rams, Oct. 17, 2021

10 OR MORE RECEPTIONS

12 , Tyreek Hill @ Kansas City, Nov. 1, 2021

116 yards, Kenny Golladay @ New Orleans, Oct. 3, 2021

100-149 YARDS RECEIVING

130 yards, Cooper Kupp vs. L.A. Rams, Oct. 17, 2021

189 yards, Kadarius Toney @ Dallas, Oct. 10, 2021

150-199 YARDS RECEIVING

190 yards, Mike Evans @ Tampa Bay, Sep. 22, 2019

222 yards, Odell Beckham Jr. vs. Baltimore, Oct. 16, 2016

200-299 YARDS RECEIVING

* Never Has Happened *

DEFENSE

41 yards, Xavier McKinney vs. Las Vegas, Nov. 7, 2021

INTERCEPTED PASS RETURNED FOR A TOUCHDOWN

30 yards, Bobby McCain vs. Washington, Jan. 9, 2022

43 yards, Tae Crowder vs. Washington, Oct. 18, 2020

FUMBLE RETURNED FOR A TOUCHDOWN

29 yards, Anthony Brown @ Dallas, Oct. 11, 2020

Sam Darnold intentional grounding in end zone, vs. Carolina, Oct. 24, 2021

SAFETY SCORED

Devontae Booker tackled in end zone by Angelo Blackson, @ Chicago, Jan. 2, 2022

@ Tampa Bay, Sep. 27, 2009

SHUTOUT

vs. Tennessee, Dec. 16, 2018

6.0 sk, Osi Umenyiora vs. Philadelphia, Sep. 30, 2007

FIVE+ SACK GAME

5.0 sk, Haason Reddick vs. Arizona, Dec. 13, 2020

6.0 sk, Osi Umenyiora vs. Philadelphia, Sep. 30, 2007

SIX+ SACK GAME

* Never Has Happened *

* Never Has Happened *

FIVE SACK GAME

5.0 sk, Haason Reddick vs. Arizona, Dec. 13, 2020

4.0 sk, Justin Tuck @ Washington, Dec. 1, 2013

FOUR SACK GAME

4.0 sk, Chandler Jones vs. Arizona, Oct. 20, 2019

3.0 sk, Leonard Williams vs. Dallas, Jan. 3, 2021

THREE SACK GAME

3.0 sk, J.J. Watt @ Houston, Sep. 23, 2018

2.0 sk, Lorenzo Carter vs. Dallas, Dec. 19, 2021

TWO SACK GAME

2.0 sk, Trevis Gipson @ Chicago, Jan. 2, 2022

2 fr, Trevin Wade @ Tampa Bay, Nov. 8, 2015

TWO OPPONENT FUMBLE RECOVERIES

* Never Has Happened *

91 yards, Ryan Mundy @ Dallas, Sep. 8, 2013

70+ YARD INTERCEPTION RETURN

83t yards, Walter Thurmond vs. Philadelphia, Jan. 3, 2016

2 ints, Xavier McKinney vs. Las Vegas, Nov. 7, 2021

TWO INTERCEPTIONS

2 ints, Bobby McCain vs. Washington, Jan. 9, 2022

* Never Has Happened *

THREE INTERCEPTIONS

3 ints, Darren Sharper vs. Minnesota, Nov. 13, 2005

4 to @ Chicago, Jan. 2, 2022	FORCED FOUR TURNOVERS	4 to vs. Philadelphia, Nov. 28, 2021
5 to vs. San Francisco, Nov. 16, 2014	FORCED FIVE+ TURNOVERS	5 to @ Washington, Nov. 8, 2020
3 to vs. Washington, Jan. 9, 2022	AT LEAST ONE TURNOVER	2 to @ Chicago, Jan. 2, 2022
4 to vs. Philadelphia, Nov. 28, 2021	FORCED THREE+ TURNOVERS	3 to vs. Washington, Jan. 9, 2022
SPECIAL TEAMS		
100 yards, Dwayne Harris vs. Dallas, Oct. 25, 2015	KICKOFF RETURNED FOR A TOUCHDOWN	103 yards, Brandon Wilson @ Cincinnati, Nov. 29, 2020
80 yards, Dwayne Harris vs. N.Y. Jets, Dec. 6, 2015	PUNT RETURNED FOR A TOUCHDOWN	88 yards, Jamal Agnew vs. Detroit, Sep. 18, 2017
Janoris Jenkins [Johnathan Hankins blocked] vs. New Orleans, Sep. 18, 2016	BLOCKED FIELD GOAL RETURNED FOR A TOUCHDOWN	Manny Lawson vs. San Francisco, Oct. 19, 2008
in endzone, Eli Penny [blocked by Michael Thomas] vs. Arizona, Oct. 20, 2019	BLOCKED PUNT RETURNED FOR A TOUCHDOWN	6 yards, Chase Winovich @ New England, Oct. 10, 2019
54 yards, Graham Gano @ Philadelphia, Dec. 26, 2021	MADE FIELD GOAL OF 50 YARDS OR LONGER	57 yards, Greg Zuerlein vs. Dallas, Jan. 3, 2021
Kerry Wynn @ Denver, Oct. 15, 2017	BLOCKED FIELD GOAL	Adam Gotsis @ Denver, Oct. 15, 2017
Riley Dixon @ Seattle, Dec. 6, 2020	BLOCKED PUNT	Andy Lee vs. Arizona, Oct. 20, 2019
22-yard TD pass, Jeff Hostetler to Carl Banks, at Philadelphia, Oct. 8, 1989	FAKE FIELD GOAL ATTEMPT	Shaun Suisham, vs. Pittsburgh, Nov. 4, 2012
Graham Gano vs. Dallas, Jan. 3, 2021	MISSED POINT AFTER TOUCHDOWN ATTEMPT	Greg Zuerlein/Greg Zuerlein vs. Dallas, Dec. 19, 2021
Matt Gay [Dexter Lawrence II blocked] @ Tampa Bay, Sep. 22, 2019	POINT AFTER TOUCHDOWN ATTEMPT BLOCKED	Aldrick Rosas [Anthony Lanier blocked] vs. Washington, Dec. 31, 2017
Keion Crossen @ L.A. Chargers, Dec. 12, 2021	SUCCESSFUL ONSIDE KICK	Daniel Brown vs. Chicago, Dec. 2, 2018
5 fg, Graham Gano: (23, 47, 52, 55, 35) @ Washington, Sep. 16, 2021	FIVE FIELD GOALS	5 fg, Dustin Hopkins: (49, 33, 45, 25, 37) vs. Washington, Sep. 25, 2016
* Never Has Happened *	SIX FIELD GOALS	7 fg, Billy Cundiff: (37, 49, 42, 21, 36, 52, 25) vs. Dallas, Sep. 15, 2003
54 yards, Graham Gano @ Philadelphia, Dec. 26, 2021	50-59 YARD FIELD GOAL	57 yards, Greg Zuerlein vs. Dallas, Jan. 3, 2021
TEAM/MISCELLANEOUS		
604 yards vs. Tampa Bay, Sep. 16, 2022	600 TOTAL YARDS OF OFFENSE	608 yards @ New Orleans, Nov. 1, 2015
552 yards @ Washington, Dec. 22, 2019	500 TOTAL YARDS OF OFFENSE	515 yards @ Dallas, Oct. 10, 2021
485 yards @ New Orleans, Oct. 3, 2021	400 TOTAL YARDS OF OFFENSE	423 yards @ L.A. Chargers, Dec. 12, 2021
vs. Dallas, Oct. 25, 2015	TOUCHDOWN ON OFFENSE, DEFENSE AND SPECIAL TEAMS	@ New England, Oct. 10, 2019
Eli Penny @ L.A. Chargers, Dec. 12, 2021	MADE TWO-POINT CONVERSION	Miles Sanders vs. Philadelphia, Nov. 15, 2020
Mike Glennon @ L.A. Chargers, Dec. 12, 2021	FAILED TWO-POINT CONVERSION	Taylor Heinicke vs. Washington, Jan. 9, 2022
52 vs. New Orleans, Dec. 9, 2012	50 POINTS	51 vs. L.A. Rams, Nov. 5, 2017
@ New Orleans, Oct. 3, 2021	OVERTIME WIN	@ Philadelphia, Dec. 9, 2019
@ Washington, Nov. 23, 1997	OVERTIME TIE	@ Washington, Nov. 23, 1997
Giants 0 vs. Washington 6 , Jan. 9, 2022	SCORELESS FIRST HALF	Philadelphia 0 vs. Giants 3 , Nov. 28, 2021
Giants 0 at Chicago 7 , Jan. 2, 2022	SCORELESS SECOND HALF	Giants 20 vs. Carolina 0 , Oct. 24, 2021
@ Tampa Bay, Sep. 27, 2009	SHUTOUT ON THE ROAD	@ Arizona, Dec. 24, 2017
vs. Chicago, Dec. 2, 2018	OVERTIME WIN AT HOME	vs. N.Y. Jets, Dec. 6, 2015
0 to vs. Philadelphia, Nov. 28, 2021	NO TURNOVERS	0 to vs. Washington, Jan. 9, 2022
@ Cincinnati, Nov. 29, 2020	NO SACKS/NO INTERCEPTIONS ALLOWED	@ Baltimore, Dec. 27, 2020
34 (first half) @ Washington, Dec. 9, 2018	30 ONE-HALF POINTS	31 (second half) @ Philadelphia, Dec. 26, 2021

LAST TIME IT HAPPENED

OFFENSE

1,000 YARD RUSHER
300 RUSHING ATTEMPTS
5 100-YARD RUSHING GAMES
10 RUSHING TDS
600 PASS ATTEMPTS
500 PASS ATTEMPTS
300 PASS COMPLETIONS
4,000 YARDS PASSING
5 GAMES WITH 300 YARDS
30 TOUCHDOWN PASSES
MOST CONSECUTIVE GAMES WITH A TD PASS
100 RECEPTIONS
1,000 RECEIVING YARDS
10 RECEIVING TDS

DEFENSE

10 INTERCEPTIONS
2 DEFENSIVE TDS
5 FORCED FUMBLES
10+ SACKS

SPECIAL TEAMS

50 KICKOFF RETURNS
30-YARD AVG. KICKOFF RETURN
1,000 KICKOFF RETURN YARDS
2 KICKOFF RETURN TDS
50 PUNT RETURNS
500 PUNT RETURN YARDS
15-YARD PUNT RETURN AVG
2 PUNT RETURNS FOR TD

Saquon Barkley, 2019, 1,003 yards
Tiki Barber, 2006, 327 attempts
Saquon Barkley, 2018, (7)
Saquon Barkley, 2018, 11 touchdowns
Eli Manning, 2015, 618 attempts
Eli Manning, 2018, 576 attempts
Eli Manning, 2018, 380 completions
Eli Manning, 2018, 4,299 yards
Daniel Jones, 2019, (5)
Eli Manning, 2015, 35 touchdowns
Daniel Jones, 2019, (12)
Odell Beckham Jr., 2016, 101 receptions
Odell Beckham Jr., 2018, 1,052 yards
Odell Beckham Jr., 2016, 10 touchdowns

Willie Williams, 1968, 11 interceptions
Alec Ogletree, 2018, 2 touchdowns
Osi Umenyiora, 2010, 10 forced fumbles & Justin Tuck, 2010, 6 forced fumbles
Leonard Williams, 2020, 11.5 sacks

David Wilson, 2012, 57 returns
John Counts, 1962, 30.2 yard average
David Wilson, 2012, 1,533 yards
Never Happened
Phil McConkey, 1985, 53 returns
Tiki Barber, 1999, 506 yards
Amani Toomer, 1996, 16.6 yard average
Amani Toomer, 1996, 2 touchdowns

GIANTS STADIUM

HISTORY

MEL HEIN—HIS DAY
N. Y. Giants vs. Brooklyn Dodgers



HISTORY OF THE NEW YORK GIANTS

The city of New York was introduced to professional football on the same day that the city was introduced to the New York Giants. It was a clear sunny October afternoon in 1925 when the Giants took the field to play against the Frankford Yellow Jackets. The Giants lost their home debut by the score of 14-0 to lower their record to 0-3 after opening with two losses on the road. But more importantly, the New York Giants and professional football had arrived.

Tim Mara, a bookmaker (legal at the time) and successful businessman and promoter, purchased the team for a reported \$500. In an era when professional football was in the shadows of baseball, boxing and college football, and professional football teams hailed from the towns of Dayton, Rochester and Columbus, league officials believed that a team in a large market such as New York was exactly what was needed to keep pro football alive.

The Giants struggled financially through the first decade but managed to win their first title in only their third season, going 11-1-1 in 1927. With the fall of the stock market and the Depression that followed, the 1930s were not off to a great start. Tim Mara suffered substantial losses during the crash that threatened the existence of the Giants. With that fear in mind, Tim Mara handed control of the franchise over to his two sons, Jack Mara, who was twenty-two, and Wellington, who was fourteen. Wellington Mara became the youngest owner of a football team and began his storied career as a major player in the Giants organization.

In 1934 the Giants beat the Chicago Bears, 30-13, in nine-degree temperatures at the Polo Grounds in a game that has become famous as the "Sneakers Game." With the Giants trailing 10-3 at the half, head coach Steve Owen provided his squad with basketball shoes to increase traction on the icy turf. The team responded with four touchdowns in the second half to turn the game into a Giants rout.

If there ever were a time for the National Football League and the New York Giants to fold, it would have come during the years of World War II. The NFL decided to



TIM MARA

continue during the war despite losing players to military service. Many of the players that stayed behind were older players that were past their prime. Low attendance forced some teams to fold and other teams like the Philadelphia Eagles and the Pittsburgh Steelers to merge into one team. Fortunately, the New York Giants were able to survive the war years and managed to reach three NFL championship games during the 1940s.

The 1950s were filled with Giants players that would become household names and help bring football to a playing field equal to other spectator sports. With the growing inter-

est in professional football, the Giants continued to make strides to attract the most talented players from the college level. By the time the decade was over, Kyle Rote, Eddie Price, Rosie Brown, Frank Gifford, Sam Huff and Tom Landry would send the Giants and professional football into a new era.

The 1960s marked a decade of change for the Giants. Since they were founded in 1925, the Giants had been a talented team filled with success. The 1960s marked a turning point for our country as well as the Giants. After reaching the title games of 1961, 1962, and 1963 the Giants were hit with injuries and a series of retirements to key players that sent the team through a period of mediocrity.

The Giants in the 1970s could best be described as a team in transition. The team called four different stadiums home, played in three different states, and did not play in one postseason game. Teams like the Green Bay Packers, Chicago Bears, and Giants, so strong in the NFL's formative years, gave way to new powers like Dallas, Pittsburgh and Minnesota.

The Giants ended almost two decades of losing with one of their most prosperous decades in the 1980s. After finishing in last place or next-to-last eight times in the 1970s, the Giants appeared in three wild card games and won two NFC East division titles. Through the draft and key trades, the Giants slowly built a winning program. By 1986 the championship pieces fit together

PRO FOOTBALL HALL OF FAME

WHY GIANTS? HOW THE NEW YORK FOOTBALL GIANTS GOT ITS NAME

Owner Tim Mara "borrowed" the Giants' name from the city's Major League Baseball team of the same name. This was not unusual among early day pro football franchises. At one time or another there were NFL franchises named the New York Yankees, Brooklyn Dodgers, Cleveland Indians, Cincinnati Reds, and Detroit Tigers.

HISTORY OF THE NEW YORK GIANTS

and the team was back on top with their first Super Bowl appearance and their first world championship since 1956.

The Giants were back on top of the NFL in 1990, winning their second Super Bowl in a dramatic 20-19 win over the Buffalo Bills. The next two years were filled with coaching changes, quarterback controversies, and a step back into the middle of the pack of the National Football League.

In February, 1991, less than a month after winning their second Super Bowl, it was announced that after 66 years of ownership by the Mara family, a 50% interest in the club had been sold to Preston Robert Tisch by Tim Mara. A native of New York City and a lifelong Giants fan, Tisch is one of the country's most successful businessmen.


Dan Reeves was hired as coach before the start of the 1993 season, and he helped bring the Giants back into Super Bowl contention. The Giants finished their first season under Reeves tied with the Detroit Lions for the best turnaround in football, going from 6-10 to 11-5. Reeves was named the NFL Coach of the Year by the Associated Press and others for his efforts.

On January 15, 1997, a new chapter in Giants history began when Jim Fassel was named the 15th head coach. In the first season under Fassel's leadership, the Giants captured the NFC East Championship with a 10-5-1 record. The Giants finished the 1997 season with a 7-0-1 Division record to become the first team ever to go undefeated in NFC East Division play. The Giants fell short of a playoff berth in 1998 after overcoming a 3-7 start to finish with an 8-8 record. The Giants were 7-9 in 2000.

In 2000, the Giants returned to the upper echelon of the NFL. They won the NFC East title and earned home field advantage throughout the playoffs with a 12-4 regular season record. The Giants then beat Philadelphia in the divisional playoffs and routed Minnesota, 41-0, in the NFC Championship Game to advance to the Super Bowl for the third time. But they failed to win the game for the first time, falling to the Baltimore Ravens.

The Giants slipped to 7-9 in 2001, losing their last two games to fall out of playoff contention. In 2002, the Giants won their final four regular season games, including an overtime thriller in the regular season finale against Philadelphia, to clinch a wild card playoff berth. In the third period of the postseason game in San Francisco, the Giants led the 49ers, 38-14. But San Francisco rallied for a 39-38 victory.

Because of their impressive stretch run, the Giants began the 2003 season with high hopes. At midseason, they were in the thick of the playoff race with a 4-4 record. But a second-half collapse against Atlanta set the



BILL PARCELLS GETS A VICTORY RIDE AFTER SUPER BOWL XXV

Jim Tamm/New York Football Giants

tone for an eight-game, season-ending losing streak. With two games remaining, the Giants announced that Fassel would not return. On Jan. 6, 2004, Tom Coughlin, a highly-successful head coach at Boston College and with the Jacksonville Jaguars, and a former Giants assistant, was hired as the 16th head coach in Giants history.

In the 2004 NFL Draft, the Giants traded for quarterback Eli Manning, who started the final seven games of his rookie season. The Giants were 6-10 in Coughlin's first year at the helm. In 2005, Manning started every game and the Giants were 11-5 and earned their first playoff berth since 2002 and their first NFC East championship since 2000. The first-place finish was an NFL-record 21st in franchise history. Five Giants were elected to the Pro Bowl, the team's largest contingent since the 1990 Super Bowl champions sent seven. The group was led by running back Tiki Barber, who was second in the NFL in rushing with a team-record 1,860 yards. Barber's 2,390 total yards were the second-highest total in league history. The Giants finished 8-8 in 2006, but made the playoffs as a wild card.

The 2007 season began inauspiciously, with losses in the first two games, but ended as one of the greatest seasons in Giants history. The Giants clinched an NFC Wild Card postseason berth with a victory in Buffalo in their 15th game. The following week, they narrowly lost to the undefeated New England Patriots in the regular season finale to finish 10-6. What followed was one of the greatest postseason runs in NFL history, one that culminated with an upset of the Patriots in an exhilarating Super Bowl XLII. Along the way, the Giants set an NFL

HISTORY OF THE NEW YORK GIANTS



MVP ELI MANNING DIRECTED THE GAME-WINNING DRIVE IN SUPER BOWL XLII

Evan Pridoux/New York Football Giants

single-season record with 11 consecutive victories away from their home stadium.

The Giants, seeded fifth in the conference, opened postseason play with a 24-14 Wild Card victory at Tampa Bay. Brandon Jacobs scored two touchdowns for the Giants. The following week, the Giants avenged two regular season defeats with a 21-17 triumph over the Cowboys in Dallas in a divisional playoff. Amani Toomer caught two touchdown passes, Jacobs scored on a short run and the defense limited the high-scoring Cowboys to three second-half points.


The Giants captured the conference title with a thrilling 23-20 overtime triumph over the Green Bay Packers in frigid Lambeau Field. The temperature at game time was minus-one degree with a wind-chill factor of minus-23, making it the coldest game in Giants history. Lawrence Tynes — who missed his previous two attempts, including one on the final play of regulation — kicked a 47-yard field goal 2:35 into overtime for the victory. The field goal was set up by Corey Webster's interception of the last pass of Brett Favre's career. Brandon Jacobs and Ahmad Bradshaw scored touchdowns for the Giants and Tynes added field goals of 29 and 37 yards.

Super Bowl XLII was played in University of Phoenix Stadium in Glendale, Ariz. The Giants were heavy underdogs to a New England team that was 18-0 and was bidding to conclude the

second perfect season in NFL history. But it was the Giants who enjoyed a perfect finish. Trailing, 7-3, entering the fourth quarter, they took their first lead of the game on Manning's five-yard touchdown pass to David Tyree. The score was set up by a 45-yard catch-and-run by rookie tight end Kevin Boss. New England took a 14-10 lead on a six-yard touchdown pass from Tom Brady to Randy Moss with just 2:42 remaining.

The Giants took possession at their own 17 with 2:39 left in the game and Manning proceeded to lead them on one of the great drives in NFL postseason history. The highlight of the 12-play, 83-yard march occurred on third-and-five from the Giants' 44. Manning somehow eluded the grasp of the rushing Patriots line and threw downfield for Tyree, who somehow secured the ball against his helmet for a miracle 32-yard gain. Steve Smith picked up a critical first down before Manning threw the game-winning 13-yard touchdown pass to Plaxico Burress with just 35 seconds remaining. The Giants stopped a desperate last New England possession and won their third Super Bowl in one of the biggest upsets in the game's history.

In 2011, the Giants again won the Super Bowl under very similar circumstances, using a last-minute touchdown to defeat New England, 21-17, in Super Bowl XLVI in Indianapolis. Once again, the Giants shocked the football public by winning the Vince Lombardi trophy. After a home loss to Washington on Dec. 18, their record was 7-7. A loss in either of their final two regular season games would have eliminated them from the playoffs. But they defeated the Jets, 29-14, as the visiting team before routing Dallas on New Year's Night, 31-14, to clinch the



ZAK DeOSSIE CELEBRATES THE SUPER BOWL XLVI VICTORY

Jerry Pridoux/New York Football Giants

HISTORY OF THE NEW YORK GIANTS

NFC East title.

Seeded fourth, the Giants opened the postseason with their third consecutive convincing victory in MetLife Stadium, a 24-2 triumph over the Atlanta Falcons in an NFC Wild Card Game. The following week, Manning threw for 330 yards and three touchdowns, including a Hail Mary to Hakeem Nicks on the final play of the first half, and the Giants crushed the top-seeded and defending champion Green Bay Packers, 37-20, in Lambeau Field. That advanced the Giants to the NFC Championship Game in San Francisco, where they had lost a regular season game two months earlier. This time, Devin Thomas recovered a fumble on a punt return that was forced by Jacquian Williams that led to Tynes' game-winning 31-yard field goal with 7:54 elapsed in overtime and a 20-17 Giants victory.

In the Super Bowl, the Giants jumped ahead, 9-0, before the Patriots scored 17 consecutive points. Two third-quarter field goals by Tynes lifted them to within 17-15. The Giants trailed by that score when they took possession at their own 12-yard line with 3:46 remaining. Manning then reprised the fourth-quarter magic he had used to win the previous Super Bowl and seven games in the 2011 season. He immediately threw a perfect strike down the left sideline to Mario Manningham for a 38-yard gain. He completed five of six passes on the drive and 10 of 14 in the decisive quarter. Ahmad Bradshaw scored the game-winning touchdown by backing into the end zone on a six-yard run with 57 seconds remaining. The defense withstood one last Patriots rally to secure the Giants' second Super Bowl victory in five seasons and fourth overall.

In 2012, the Giants finished with a winning record for the third year in a row, but their 9-7 mark — the same record they had the previous season, when they won the Super Bowl — left them in second place in the NFC East and out of the playoffs. The Giants finished 6-2 at home, their finest home mark since they were 7-1 in 2008. They were 4-4 at home in 2011 championship season. The Giants scored 429 points, the second-highest total in franchise history; the 1963 Giants scored 448. The 2012 season was the fifth in the 88-year history of the franchise in which the Giants scored more than 400 points. The Giants scored a franchise-record 278 points at home, shattering the old mark of 248, set in 2007. They allowed an NFL-low 20 sacks. The Giants' plus-14 turnover differential was their best since they were plus-25 in 1997. The Giants intercepted 21 passes in 2012, their highest total since they had 27 picks, also in 1997.

The 2013 Giants finished 7-9, the team's first losing record since 2004. That broke a streak of eight consecutive seasons in which the Giants finished .500 or better, their longest such stretch since they played 10 seasons in a row without a losing record from 1954-63. The Giants followed an 0-6 start with four consecutive victories. They were the second team in NFL history to lose its first six games and win the next four (joining the 2009 Tennessee Titans). The Giants struggled offensively all season. They ranked 28th in the NFL in both yards per game (307.5) and points per game (18.4). The Giants scored 294 points, their lowest total in Tom Coughlin's 12 seasons as head coach. The Giants committed an NFL-high 44 turnovers. It was their highest turnover total since 1983, when they

had 58 turnovers. The Giants' minus-15 turnover differential was their worst since they were minus-16, also in 1983. The defense, ranked 26th in the NFL entering Week 6, when it was allowing an average of 395.2 yards per game, finished the season ranked eighth, giving up 332.3 yards a game.

In 2014, the Giants were 6-10, their first double-digit loss season since they had the same record in Coughlin's debut season in 2004. They scored 380 points and allowed 400. It was just the fifth time in franchise history they gave up at least 400 points. Under first-year coordinator and future head coach Ben McAdoo, the Giants finished 10th in the NFL in total offense with an average of 367.2 yards a game, a 59.7 yards-per-game improvement over their 2013 average of 307.5. The Giants were ranked 29th in the NFL in total defense, allowing 375.8 yards a game, after finishing eighth (332.3 yards per game) in 2013. The run defense ranked 30th (135.1 yards a game), while the Giants were 18th vs. the pass (240.6).

A disappointing 2015 season led to a significant change in the franchise's coaching hierarchy. The Giants lost six of their last seven games to finish 6-10 for the second consecutive season. It was their first back-to-back double-digit loss seasons since 2003-04 when they were 4-12 in Fassel's final season as head coach and 6-10 in Coughlin's first. Eight of the 10 losses were by six or fewer points. The Giants lost six games in which they held a lead or were tied in the fourth quarter. They finished under .500 for the third consecutive season, the first time that's happened since they had eight straight losing seasons from 1973-80. The Giants missed the playoffs for the fourth consecutive season, their longest drought since they went 17 years about a postseason berth from 1964-80. The day after the season finale, Coughlin stepped down as head coach. Ten days later, McAdoo was hired to replace him after two seasons as the offensive coordinator.

McAdoo's first season was a success. In 2016, the Giants finished 11-5, good for a second-place finish in the NFC East and their first postseason berth in five years. The team's strength that season was its defense. The Giants were second in the NFL with 284 points allowed, one season after they were ranked 30th by giving up 442 points, the second-highest total in franchise history. The Giants allowed 17.8 points per game, the lowest average by their opponents since 2002, when they gave up 17.4 points a game. They gave up an NFL-low 26 touchdowns (including a league-low 25 opposing offensive touchdowns) and just 15 touchdown passes after surrendering 31 the previous year. The Giants allowed less than 20 points eight times, their highest total since 2008, when they also did it eight times. That enabled them to win won an NFL-high six games when scoring no more than 20 points. With a 27-23 victory vs. Baltimore on Oct. 16, the Giants became the third NFL franchise with 700 combined regular-season and postseason victories, joining the Green Bay Packers and Chicago Bears. The 2016 Giants were unable to continue their success in the postseason, losing an NFC Wild Card Game to the Packers in Lambeau Field, 38-13.

YEAR-BY-HISTORY OF THE NEW YORK GIANTS



New York Football Giants

1925

Tim Mara purchased a National Football League franchise for New York for \$500. Bob Folwell was named head coach and all-time great Jim Thorpe was signed. Thorpe was later released by the team after the third game of the season. The Giants played their first game at the Polo Grounds, losing to the Frankford Yellow Jackets, 14-0. Later that season, more than 70,000 jammed the Polo Grounds to see the Giants play Red Grange and the Chicago Bears. The Giants went 8-4 in their first season.

1926

Bob Folwell left and was replaced by Dr. Joseph Alexander as head coach. Despite an 8-4-1 record in 1926, Tim Mara lost \$40,000. After the season concluded, the seventh place Giants faced the American Football League champion Philadelphia Quakers. The Giants won convincingly, 31-0.

1927

Earl Potteiger replaced Dr. Joseph Alexander in 1927 and the Giants won their first title with an 11-1-1 record. (Note: until the NFL's playoff system was established in 1933, the team with the league's best record was awarded the championship title.) In the 13-game season the Giants defense posted ten shutouts and allowed only 20 points all year.

1928

After a dismal 4-7-2 season in 1928, Tim Mara decided it was best to clean house. Head coach Earl Potteiger and eighteen players were not asked to return for the following season. Tackle Steve Owen would be the only returning starter from that season. It still ranks as one of the most massive turnovers in football history.

1929

Before the season began, Tim Mara purchased a struggling Detroit Wolverines franchise in order to obtain the rights to quarterback Benny Friedman and the best of the Detroit players for the Giants. LeRoy Andrews became the new head coach. The 13-1-1 Giants averaged 25,000 fans, turned a small profit and narrowly lost the NFL title to the Green Bay Packers, who finished 12-0-1.

1930

For the second consecutive season the Green Bay Packers edged out the Giants for the title. Ownership of the club was turned over to Jack and Wellington Mara, the two sons of the founder. On December 14, the Giants played a team of former Notre Dame All-Stars coached by the legendary Knute Rockne. Fifty-five thousand fans turned out at the Polo Grounds to see the Giants win the contest, 22-0. The proceeds of \$115,153 went to the New York Unemployment Fund to help those suffering due to the Great Depression.

1931

After an All-American season at Washington State, center Mel Hein wrote to three NFL teams offering his service. The Giants bid the most at \$150 per game and Hein was signed to a contract. Former tackle Steve Owen was named head coach. The Giants finished in 5th place with a 7-6-1 record.

1932

Considered a rebuilding year, the Giants finished the season with a 4-6-2 record. On November 20, the Giants faced the defending champion Green Bay Packers. Expected to be an easy win for the undefeated Packers, 8-0-1 at the time, the Giants displayed promise for the future with a hard-fought, 6-0, victory. End Ray Flaherty became the NFL's first official pass-reception champion with 21 catches.

1933


The Giants won the Eastern Division of the newly-divided NFL with an impressive 11-3 record. 1933 was also the year the NFL established a new playoff system and in the league's first championship game, the Giants lost to the Western Division champion Chicago Bears, 23-21, at Wrigley Field in Chicago.

1934

In what is now known as the "Sneakers Game," the Giants defeated the Chicago Bears 30-13 for the NFL title. Trailing 13-3 in the third quarter, some of the Giants players changed into basketball shoes to increase traction on the icy Polo Grounds turf. The Giants responded with a 27-point fourth quarter to capture the championship.

YEAR-BY-HISTORY OF THE NEW YORK GIANTS

THE "SNEAKERS GAME"



1935

After beginning the season with a 4-3 record, the Giants rolled off five consecutive victories, shutting out their opponents four times, and finished with a 9-3 record and first place in the Eastern Division. The Giants advanced to their third straight NFL championship game, but lost to the Detroit Lions, 26-7, at Detroit.

1936

The initial NFL draft was held in 1936, and the Giants first pick was Art Lewis, a tackle from Ohio University. The Giants finished with a 5-6-1 record, marking only the third time in the team's twelve-year history that it did not have a winning record.

1937

Seventeen rookies helped make up the 25-man roster in 1937, a season that also marked the debut of the now-familiar blue jerseys. The Giants lost to the Washington Redskins on the last day of the season and finished as a runner-up in the Eastern Division with a 6-3-2 record.

1938

A 23-17 victory over the Green Bay Packers produced the Giants third NFL title. A crowd of 48,120 fans attended the title game at the Polo Grounds in New York, a playoff record at the time. With the victory, the Giants earned the distinction of being the first NFL team to win two championship games.

1939

On January 15, the Giants defeated the Pro All-Stars, 13-10, in the first Pro Bowl held at Wrigley Field, Chicago. During the 1939 season, in front of 32,279 fans at Milwaukee State Fair Park, the Green Bay Packers avenged the 1938 loss with a 27-0 drubbing of the Giants in the NFL title game.

1940

The Giants finished third in the East with a 6-4-1 record. Midway through the season, leading rusher Tuffy Leemans was lost for the year with a back injury. Center Mel Hein was the only Giant to win All-Pro honors, accomplishing the feat for the 10th year in a row.

1941

With just 50 seconds to go in the 1941 Eastern Division championship game, the Washington Redskins held a 13-10 lead, but the Giants scored a field goal and a touchdown to win, 20-13, and advance to the NFL title game. In the wake of Pearl Harbor, only 13,341 spectators turned out to see Chicago top the Giants in the title game, 37-9.

1942

After losing many players to the service, the Giants finished with a 5-5-1 record and in third place in the Eastern Division. The Giants recorded a memorable victory in the season opener, defeating the Washington Redskins, 14-7, although they didn't have a first down, gained only one yard rushing and completed just one pass. That pass happened to go for a touchdown. The Giants also scored on an intercepted return and handed the Redskins their only defeat in their championship season.

1943

With the league down to just nine teams due to World War II, the Giants overcame a 2-2-1 start to finish with a 6-3-1 record. The Giants advanced to the Eastern Division championship game where they dropped a 28-0 decision to the Washington Redskins.

1944

Luring quarterback Arnie Herber and back Ken Strong out of retirement, the Giants scored five shutouts en route to the Eastern Division title, but lost the NFL championship game at the Polo Grounds in New York to the Green Bay Packers, 14-7.

1945

The War ended in 1945, but the Giants finished with their worst record to date. The Giants started the year off with a 34-6 win at Pittsburgh, but everything seemed to collapse after the opener. The Giants 3-6-1 record was only one game better than the last place Pittsburgh Steelers.

1946

Quarterback Frankie Filchock, an understudy to Sammy Baugh at Washington, signed with the Giants for a reported \$35,000. Filchock and teammate, back Merle Hapes, were questioned about an attempt by a New York man to fix the championship game with the Chicago Bears. Hapes was suspended indefinitely for the alleged gambling involvement, but Filchock was allowed to continue playing. The Giants went on to lose the title game to Chicago, 24-14.

1947

The Giants went from the title game in 1946 to the cellar, finishing with a 2-8-2 record, including a seven-game losing streak. Halfback Frank Reagan tied for the league lead with ten interceptions for 203 yards. Reagan also tied for the league's punting championship with 61 kicks for a 42.8 average.

YEAR-BY-HISTORY OF THE NEW YORK GIANTS

1948

The Giants renovation was accelerated in 1948 when they acquired quarterback Charlie Conerly from the Washington Redskins. The franchise reached another milestone in its illustrious existence, but it had nothing to do with their 4-8 record. That season, the Giants signed their first black player, defensive back Emlen Tunnell.

1949

Giants head coach Steve Owen switched from the "A" formation to the "T," which helped the Giants improve to a 6-6 record. Allie Sherman was hired to work with quarterback Charlie Conerly. The Giants shared the Polo Grounds with another NFL team, the New York Bulldogs.

1950

The Giants and New York Bulldogs divided the players of the former All-American Football Conference Yankees. The Giants received a young defensive back from Texas, Tom Landry, and a defensive tackle from Washington, Arnie Weinmeister. The Giants finished with a surprising 10-2 record and tied for first place with the Cleveland Browns, their first season above .500 since the Eastern Division championship season of 1946. The Browns defeated the Giants, 8-3, in the American Conference playoff game.

1951

End Kyle Rote of Southern Methodist was the Giants bonus pick in the draft, but he was injured in the preseason and saw little action. The Giants finished in second place with a 9-2-1 record, behind the only team they would lose to all season, the Cleveland Browns. Fullback Eddie Price led the NFL in rushing with 971 yards.

1952

Tailback Frank Gifford of USC was drafted number one. Playing in his fifth year, Emlen Tunnell gained more yardage on kick returns and interceptions (924) than the league's leading rusher, Dan Towler (894), of the Los Angeles Rams.

1953

Tackle Roosevelt "Rosie" Brown Jr. of Morgan State, a future Hall of Famer, was the Giants 27th pick in the 1953 NFL draft. Steve Owen retired at the end of the season after 23 years as the Giants head coach. Owen was asked to keep his affiliation with the Giants as a scout in the personnel department, a position he held for one year.

1954

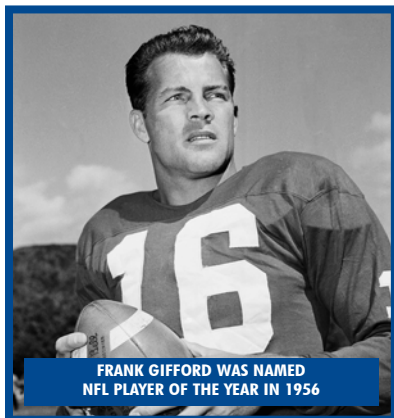
Former Giants end Jim Lee Howell was promoted from end coach to head coach. The Canadian Football League began a series of raids on NFL teams, signing Giants three-time Pro-Bowl defensive tackle Arnie Weinmeister, among others. In an effort to save the Giants and the NFL, Wellington Mara went out and signed the best player in the CFL, Montreal Alouettes halfback Alex Webster.

1955

On August 28, the sudden-death rule was used for the first time in a preseason game between the Giants and the Los Angeles Rams in Portland, Oregon. The Rams won, 23-17, three minutes into overtime. After opening with three straight losses, the Giants got their act together and finished with a 6-5-1 record.

1956

Defensive end Andy Robustelli was obtained from the Los Angeles Rams. The Giants switched their home games from the Polo Grounds to Yankee Stadium. A 47-7 rout of the Chicago Bears produced New York's first NFL championship since 1938. Linebacker Sam Huff, who was originally drafted as an offensive lineman but was switched to MLB when Ray Beck went down with an injury, was voted Rookie of the Year. Frank Gifford was named NFL Player of the Year and tackle Rosie Brown was named the NFL's Lineman of the Year.



AP Photo/John Rooney

1957

The Giants were still in the running for the title in 1957 until they dropped their final three games. For the second straight season Frank Gifford finished in the top ten in both receiving (fourth) and rushing (tenth), with 588 yards receiving and 528 yards rushing. Gifford also completed four of six passes for 143 yards and two touchdowns.

1958

After completing the season at 9-3, the Giants faced a Cleveland Browns team led by running back Jim Brown in the Eastern Conference playoff game. Brown, who had gained an NFL-record 1,527 yards rushing, was held to just eight yards by the stingy New York defense as the Giants prevailed, 10-0. Advancing to the title game, the Giants lost to the Baltimore Colts, 23-17, in the first sudden death overtime in an NFL championship game. That game has been referred to as, "The Greatest Game Ever Played."

YEAR-BY-HISTORY OF THE NEW YORK GIANTS

1959


On February 4, assistant offensive coach Vince Lombardi left to join the Green Bay Packers as their new head coach. On February 17, Giants co-founder Tim Mara died. The Baltimore Colts exploded for 24 points in the fourth quarter to defeat New York in the NFL title game for the second straight year.

1960

In February, defensive coach Tom Landry left the team to become the first ever head coach of the expansion Dallas Cowboys. The Giants finished an injury-plagued 1960 season with a 6-4-2 record. Head coach Jim Lee Howell announced his retirement at the end of the season.

1961

The NY logo was added to the helmets for the 1961 season. Allie Sherman replaced the retired Jim Lee Howell as head coach. The Giants obtained quarterback Y.A. Tittle (San Francisco) and end Del Shofner (Los Angeles) in trades. Back Alex Webster gained 928 yards to help the Giants reach the NFL title game. With the league championship on the line, the Giants were no match for the Green Bay Packers, losing 37-0.



1962

Back Frank Gifford, who returned to the team from retirement, quarterback Y.A. Tittle, end Del Shofner and back Alex Webster led the Giants into the NFL title game against the Green Bay Packers. Held in Yankee Stadium, 64,892 fans watched as Green Bay prevailed, 16-7. Defensive end Andy Robustelli was named the NFL's top player.

1963

Quarterback Y.A. Tittle threw 36 touchdown passes and kicker Don Chandler led the league with 106 points (52-pat, 18-fg) in scoring as the Giants romped to their third straight conference

title. Halfback Dick Lynch tied for the league lead with nine interceptions for 251 return yards and a record-setting three touchdowns. With Tittle injured in the second quarter, New York lost yet another bid for the league championship, dropping a 14-10 decision to the Chicago Bears.

1964

Defensive end Andy Robustelli ended his long playing career with the Giants and became a full-time defensive coach. For the first time in 17 years, the Giants finished in last place in their conference with a 2-10-2 record. Backs Alex Webster and Frank Gifford announced their retirement at the end of the season.

1965

Quarterback Y.A. Tittle announced his retirement on January 22 at Mamma Leone's restaurant in New York City. Offensive lineman Jack Stroud also retired. On June 15, Jack Mara died after serving as team president for thirty-one years. The Giants rebounded with a 7-7 record, good enough for second place in the Eastern Conference.

1966

Before the season began, tackle Rosie Brown retired after 13 years of service to the team. The Giants had their worst season to date, finishing with a 1-12-1 record. They allowed a then NFL-record 501 points. Kicker Pete Gogolak became the first American Football League player to cross to the NFL.

1967

On March 7, the Giants announced the acquisition of quarterback Fran Tarkenton from the Minnesota Vikings. To get Tarkenton, the Giants gave up their first and second-round picks in 1967, number one pick in 1968, and second-round pick in 1969. Tarkenton's 29 touchdown passes led the Giants to a 7-7 record and a second place finish in the newly named Century Division of the Eastern Conference.

1968

Opening the season with four straight wins and concluding it with four consecutive losses, the Giants finished with a 7-7 record in Allie Sherman's last season as head coach. End Homer Jones became only the second Giant, behind end Del Shofner, to record 1,000 receiving yards or more in three successive seasons.

1969

The Giants lost, 37-14, to the New York Jets in the first of the annual preseason meetings. Former back Alex Webster replaced Allie Sherman as head coach. After losing seven games in a row, the Giants finished with three straight victories to capture second place in the Century Division with a 6-8 record.

1970

After losing their first three games, the Giants won six in a row, including an upset win over the first place Dallas Cowboys, 23-20. Heading into the final game of the season, the Giants were still in a position to make the playoffs, but they lost a home game

YEAR-BY-HISTORY OF THE NEW YORK GIANTS

against the Los Angeles Rams, 31-3, and were left out of the postseason with a 9-5 record. Running back Ron Johnson became the Giants first 1,000-yard rusher, totaling 1,027 yards.

1971

After a disappointing 4-10 finish in 1971, quarterback Fran Tarkenton asked for a trade. The Giants obliged and traded him back to the Minnesota Vikings for quarterback Norm Snead, two additional players and draft choices. Bob Tucker became the first tight end in Giants history to lead the league in receptions with 59 catches.



1972

Quarterback Norm Snead, obtained in the Fran Tarkenton trade, led the league in passing and the Giants finished above .500 for only the second time in nine years with an 8-6 record. On November 26, the Giants offense scored eight touchdowns against the Philadelphia Eagles, setting a Giants all time one-game scoring record. Kicker Pete Gogolak added a pair of field goals to bring the final score to 62-10.

1973

Prior to the final game of the season, head coach Alex Webster announced his retirement. New York lost the game 31-7 to the Minnesota Vikings to close out the year at 2-11-1. After two games at Yankee Stadium, the Giants played the rest of their home games at the Yale Bowl in New Haven, Connecticut.

1974

Bill Arnsparger was named the Giants ninth head coach. Quarterback Norm Snead was traded to the San Francisco 49ers. In addition, quarterback Craig Morton was obtained from the Dallas Cowboys. For the second straight season, the Giants won only two games and finished in fifth place in the NFC East with a 2-12 record.

1975

The Giants finished in fourth place in the NFC East with a 5-9 record. The team played all of its home games at Shea Stadium while they waited for Giants Stadium to open. DE George Martin made the team as an 11th round draft choice out of Oregon.

1976

Larry Csonka, the former Miami running back who had played in the World Football League, signed as a free agent. Snead was reacquired from San Francisco. The Giants moved to Giants Stadium in East Rutherford, New Jersey. Arnsparger was fired in midseason and replaced by assistant coach John McVay, who signed a long-term contract following the 3-11 season.

1977

Morton was traded to Denver. The Giants improved to a 5-9 record. McVay went with Joe Pisarcik and Jerry Golsteyn at

quarterback. Csonka rushed for 100 yards on the last day of the season and finished the year with 464 yards.

1978

The Giants had a 5-3 record at the halfway point of the season but lost seven of its final eight games and finished 6-10. Punter Dave Jennings and linebackers Harry Carson and Brad Van Pelt were named to the NFC Pro Bowl team. McVay was fired in late December. Robustelli, who had been the Giants' director of operations since 1974, resigned. George Young was named general manager in January, 1979. He announced the appointment of San Diego Chargers assistant Ray Perkins as head coach.

1979

Before the season began, tragedy struck as defensive tackle Troy Archer was killed in a traffic accident on June 22. Rookie Phil Simms, a first round choice, took over at quarterback. But the Giants had another 6-10 record. Dave Jennings led the NFC with a 42.7-yard punting average.


1980

A porous defense allowed opponents to score 425 points, the second-highest total in the NFL. The Giants fell to 4-12. A highlight was a 38-35 defeat of Dallas that ended an eight-game losing streak. Dave Jennings led NFL punters with a 44.8-yard average.

1981

With the second selection in the draft, New York chose Lawrence Taylor, a linebacker from North Carolina. The Giants started slowly, going 2-3, before obtaining running back Rob Carpenter from Houston. Carpenter sparked a three-game winning streak. The Giants lost three straight to drop to 5-6. Second-year quarterback Scott Brunner replaced an injured Phil Simms and the team responded with four victories in the final five weeks, including a 13-10 overtime defeat of Dallas in the season finale that sent them into the playoffs. On December 27, the Giants defeated the Eagles 27-21 in the NFC wild card game. The season ended for New York on January 3 when it was defeated by the 49ers 38-24 in a divisional playoff game.

YEAR-BY-HISTORY OF THE NEW YORK GIANTS



Jim Turner/New York Football Giants

LAWRENCE TAYLOR

1982

A wild and turbulent year in which the NFL players' strike shortened the season to just nine games. The final game played before the strike pitted the Giants and Packers on a Monday night from Giants Stadium in which a power failure caused a blackout during the game. Rob Carpenter was a holdout until late November, returning to play in just the final five games. On December 15, head coach Ray Perkins resigned to accept the head coaching job at Alabama, with defensive coordinator Bill Parcells being named to replace him in 1983. The Giants then lost two straight after the Perkins' announcement, and missed the playoffs on the final day of the season with a 4-5 record. Despite the adversity, four Giants — Lawrence Taylor, Harry Carson, Mark Haynes and Dave Jennings — were named to the Pro Bowl.

1983

After breaking even in their first four games for a 2-2 record, the Giants were decimated by injuries during the rest of the year, with a total of 25 players appearing on the injured reserve list at one time or another. With players such as Harry Carson, Phil Simms and Rob Carpenter missing most of the season, and with the club leading the entire NFL in turnovers with 58 on 31 interceptions and 27 lost fumbles, the record tumbled to 3-12-1. The year was also marred by the tragic deaths of assistant coach Bob Ledbetter and former star running back Doug Kotar. Four players were nonetheless named to the Pro Bowl again—Lawrence Taylor, Harry Carson, Mark Haynes and rookie place-kicker Ali Haji-Sheikh who set an NFL record with 35 field goals.

1984

With Phil Simms enjoying his first full season at quarterback, the Giants earned the NFC Wild Card playoff berth, finishing with a 9-7 mark and second place in the NFC East. Simms set three single-season club records with 286 completions in 533 attempts for 4,044 yards. The Giants knocked off the Los Angeles

Rams 16-13 in that wild card game, then bowed to the eventual Super Bowl champion San Francisco 49ers 21-10 in the divisional playoff. Taylor, Carson and Haynes were again named to the Pro Bowl, while head coach Bill Parcells was named NFC East Coach of the Year and five rookies—Karl Nelson, Gary Reasons, Carl Banks, Perry Williams and Bobby Johnson—were named to the All-NFL Rookie team.

1985

With a final 10-6 mark, the Giants put back-to-back winning seasons on the board for the first time in 22 years, won another trip to the playoffs and had their first home playoff game since 1962, winning 17-3 over the defending Super Bowl champion 49ers. Again, the club lost in the divisional playoffs to the eventual Super Bowl champion team, the Chicago Bears, 21-0. Five players Lawrence Taylor, Harry Carson, Phil Simms, Joe Morris and Leonard Marshall were named to the Pro Bowl. There were 12 team records set by this club, and 16 individual club records. Morris set team records with 1,336 rushing yards and 21 touchdowns. Simms set club marks with 40 completions and 513 passing yards in a game. Marshall added another club mark with 15 1/2 QB sacks in a season, while rookie TE Mark Bavaro, an All-NFL Rookie team choice set a club mark with 12 receptions in one game.

1986

The club's first Super Bowl championship, an all-time final record of 17-2, as well as a club record 12 straight victories, made this year the greatest in team history. The Giants also set a record for all-time composite margin of victory in the playoffs, outscoring three opponents 105-23, for an 82-point domination, the most ever in NFL playoff history. Phil Simms was the MVP of the 39-20 Super Bowl victory over Denver after completing a playoff record 88% of his passes (22-25). Lawrence Taylor was named the league's MVP, Joe Morris broke his own club rushing record with 1,516 yards, and eight players—Taylor, Morris, Harry Carson, Leonard Marshall, Jim Burt, Brad Benson, Mark Bavaro and Sean Landeta, were named to the Pro Bowl. Coach Bill Parcells was a unanimous NFL Coach of the Year in all the national polls, the Giants were 10-0 at home, including regular season and the two playoff games, and the team set attendance records at home and on the road.

1987


After winning the Super Bowl, the Giants dropped to a 6-9 record, thanks to an 0-5 start in a season that included a players strike and three games with replacement players. In addition, injuries sidelined 11 starters. While the Giants finished with six wins in its final ten games, it was a case of too little, too late. Despite the final record, four players—Lawrence Taylor, Carl Banks, Harry Carson and Mark Bavaro—were selected to the Pro Bowl and all four also were named to various All-NFL teams.

1988

The Giants bounced back and after splitting the first six games, engineered a 7-2 run which had them all alone in first-place in

YEAR-BY-HISTORY OF THE NEW YORK GIANTS

Jim Turner/New York Football Giants



OTTIS ANDERSON WAS SUPER BOWL XXV MVP

the NFC East with a 10-5 record heading into the final weekend of the season. But an upset loss to the Jets not only knocked the Giants out of first-place, but also cost them a playoff berth. The Giants 10-6 record gave them a five-year mark of 54-32 (.628), including postseason play. Those 54 victories were the most in club history for any five-year span. Joe Morris set a club record with his third 1,000-plus rushing season and Lionel Manuel had his first 1,000-yard receiving year. Morris also surpassed Alex Webster as the Giants' career rushing leader, moving past the 5,000-yard plateau. Lawrence Taylor was named to his eighth straight Pro Bowl and All-NFL designation and safety Terry Kinard was selected for his first Pro Bowl appearance.

1989

Despite the loss of several starters due to injuries, the Giants won their second NFC East championship in four years with a 12-4 record. Ottis Anderson rushed for 1,023 yards at the age of 32 as the replacement for the injured Joe Morris and rookie David Meggett set club marks with 582 punt return yards and a 12.7 average, while also accounting for 1,807 all-purpose yards. Linebacker Lawrence Taylor equaled an NFL record by being named to his ninth consecutive Pro Bowl, and also ran his league record sack total to 104. Meggett also went to the Pro Bowl and scored a touchdown.

1990


The Giants started the season by winning their first ten games, and eventually won the division with a 13-3 record despite losing Phil Simms late in the year. With Jeff Hostetler at the helm, the club surged through the playoffs to win their second Super Bowl title with a stirring 20-19 win over the Buffalo Bills. Seven Giant players were named to the Pro Bowl, including Lawrence Taylor for a record-setting 10th straight year. Veteran running back Ottis Anderson won Super Bowl MVP honors after rushing for 102 yards. At season's end, the Mara family's sole ownership ended when Tim Mara sold his 50% share of the club to Preston Robert Tisch, who became Chairman and Co-Chief Executive Officer. In May, 1991, head coach Bill Parcells resigned after a career mark of 85-52-1 and was succeeded by offensive coordinator Ray Handley.

1991

In Ray Handley's first year as head coach, the Giants were in contention for another playoff spot late in the year with a 7-5 record, then dropped three straight to finish at 8-8 and out of the playoffs. Jeff Hostetler became the starting quarterback, but was injured late in the season and Phil Simms finished the campaign. Simms added his 15th club record when he passed Charlie Conerly for career TD passes with 179. Rodney Hampton became the fourth back in club history to rush for 1,000 yards when he finished the year with 1,059. Center Bart Oates was named to his second consecutive Pro Bowl.

1992

Ray Handley's team struggled through a 6-10 season as injuries to key players hurt the team. Phil Simms regained his starting quarterback spot, but was limited to starting the first four games before an elbow injury forced him to miss the rest of the season. Before his injury, Simms became just the 14th player in NFL history to surpass 30,000 passing yards. Jeff Hostetler started the next nine games before being forced to the sidelines with a concussion. In the ninth game of the season against Green Bay, Lawrence Taylor injured his Achilles tendon that placed his career in jeopardy. After announcing plans to retire following the season, Taylor re-considered and decided to re-join the Giants. RB Rodney Hampton turned in another outstanding season, rushing for 1,141 yards and earning his first trip to the Pro Bowl. After dismissing Handley, George Young hired former Denver Broncos head coach Dan Reeves to lead the team in 1993.



PHIL SIMMS WAS SUPER BOWL XXI MVP

Jim Turner/New York Football Giants

1993

Dan Reeves and a rejuvenated Phil Simms led the Giants to an 11-5 regular season record. The Giants finished second to Dallas

YEAR-BY-HISTORY OF THE NEW YORK GIANTS

in the NFC East race, a race that was decided on the final Sunday of the regular season when Dallas defeated the Giants, 16-13, in overtime at Giants Stadium. Reeves became the first Giants head coach to lead his team to the playoffs in his initial campaign since Allie Sherman in 1963. Reeves was selected as NFL Coach of the Year by several organizations, including the Associated Press, which bases its honor on voting by coaches around the league. The Giants earned a wild card berth in the playoffs and defeated the Minnesota Vikings at Giants Stadium, 17-10, in the Wild Card game. San Francisco defeated the Giants, 44-3, at Candlestick Park in an NFC divisional playoff game. Following the San Francisco game, LB Lawrence Taylor announced his retirement, capping a 13-year career that altered the nature of the game. Taylor was elected into the Pro Football Hall of Fame at the conclusion of the 1998 season.

1994

After a 3-7 start, the Giants climbed back into playoff contention with a six-game winning streak that resulted in a 9-7 record. The Giants came into Week 16 needing a victory over the



MICHAEL STRAHAN

From Pictor/New York Football Giants

World Champion Dallas Cowboys, combined with a Tampa Bay Buccaneers victory over the Green Bay Packers, to win a wild card berth. The Giants defeated Dallas, 15-10, but the season ended when the Bucs lost to the Packers, 34-19. Dave Brown won the starting quarterback job in training camp and responded by leading the team to a 9-6 record in games that he started. Rodney Hampton finished the season with 1,075 yards to become the first Giant in history to record four career 1,000-yard seasons. The 1994 season was the first in many years that the Giants roster did not include Lawrence Taylor or Phil Simms. Taylor's jersey number 56 was officially retired at halftime of the Giants-Minnesota Monday Night game on Oct. 10. Simms was released on June 15, prior to the start of training camp.

1995

The Giants concluded the 1995 season with a 5-11 record, their worst mark since 1983 when they were 3-12-1. The Giants lost seven games that were decided on the final drive of the game. In

six of those games, the Giants were either tied or leading at some point in the fourth quarter. A highlight of the 1995 season was the play of Rodney Hampton, who turned in the best season of his six-year career with 1,182 yards rushing on 306 carries. Hampton became the Giants all-time leading rusher (5,989) on 10-29 at Washington on his third carry of the game, a workmanlike two-yard run for a first down. Phil Simms jersey number 11 was officially retired at halftime of the Giants-Dallas Monday Night game on Sept. 4, 1995.

1996

For the first time since 1982-83, the Giants finished with a losing record in consecutive seasons as they dosed out the 1996 campaign with a 6-10 record. Following the 23-22 defeat to New England in the season finale, the Giants dismissed head coach Dan Reeves. On January 15, the Giants hired Jim Fassel as the 15th head coach in the team's history. The Giants stood at 5-7 on December 1 after a 20-6 upset of the defending world champion Dallas Cowboys and headed into a game against the Philadelphia Eagles with a chance at the NFC playoff field. In one of the lowest moments of the year, the Giants were officially eliminated from playoff contention with a 24-0 loss to the Eagles. The Giants improved to 6-8 but dropped two consecutive home contests and secured a last place finish in the NFC East for the first time in a non-strike season since 1983. The Giants defense played solid all season, but the offense struggled, finishing last in the National Football League. The Giants ground game failed to generate a 100-yard rushing performer and averaged just 100.3 yards per game, the lowest non-strike total since the Giants had 100.3 in 1964. The Giants defense held the opposition to 10 points or less in six games and had a streak of 7.5 straight games (30 quarters) without allowing the opponent's offense a touchdown pass.

1997

In his first season as head coach of the Giants, Jim Fassel led his team to a 10-5-1 record and the team's first NFC East Championship since the 1990 Super Bowl season. The Giants started the year with a 1-3 record before rebounding to become the 15th team in NFL history to finish in first place in their division the season after finishing in last place. The Giants finished the 1997 season with a 7-0-1 Division record to become the first team ever to go undefeated in NFC East Division play. Second-year QB Danny Kanell filled in for an injured Dave Brown and led the Giants to a victory over the Dallas Cowboys in Week Six. Kanell was eventually named the new starting quarterback and finished with a 7-2-1 record. His season was highlighted by a three-touchdown performance at Philadelphia in a key NFC East victory on December 7. The Giants defense blossomed into one of the NFL's strongest, finishing first in the league with a franchise-record 44 takeaways. The Giants defense led the league in interceptions with 27 and finished third in the NFL with 54 sacks. The season ended when the Minnesota Vikings overcame a 19-3 second half deficit to pull out a 23-22 victory at Giants Stadium in a Wild Card game. Fassel was named NFL Coach of the Year by numerous publications, including The Sporting News, which

YEAR-BY-HISTORY OF THE NEW YORK GIANTS

is determined by a vote of NFL coaches. Jessie Armstead set a team-record with 134 total tackles and was named a starter on the NFC Pro Bowl squad. DE Michael Strahan set a career-mark in sacks, finishing tied for third in the NFL with 14. Strahan was also named a starter for the NFC Pro Bowl squad. At the end of the season, George Young announced that he was leaving the Giants to become Vice President of Football Operations in the National Football League office. Ernie Accorsi was named the team's new General Manager.

1998

After overcoming a 3-7 start, the Giants remained in the hunt for a playoff berth until the final week and finished with an 8-8 record. The Giants won five out of their last six games, including a 20-16 victory over the previously undefeated (13-0) and eventual Super Bowl Champion Denver Broncos. Entering the final game, the Giants needed a victory over Philadelphia, combined with a Tampa Bay loss and an Arizona loss, to qualify as the third wild card participant in the NFC playoff field. The Giants beat the Eagles at Veterans Stadium, but the Buccaneers and Cardinals were victorious to spoil the Giants playoff hopes. Kent Graham replaced Danny Kanell at quarterback after the team fell to 3-7 and finished with a 5-1 record in the starting role. Gary Brown emerged as the Giants top running back, reaching the 1,000-yard mark with a career-best 1,063 yards that included six 100-yard games. Jessie Armstead and Michael Strahan were selected to represent the NFC in the Pro Bowl for the second straight season. Armstead eclipsed the 100-tackle mark for the third straight year with 101 tackles (75 solos). Strahan set a career-high with 15 sacks as he triggered a Giants defense that led the league with 54 sacks.

1999

For the second straight year, the Giants entered the final week of the regular season with a chance to make the NFL's postseason field. The difference between the two seasons is that in 1998 the Giants won five of their last six games. In 1999, victories over the Jets and at Buffalo raised the Giants' record to 7-6; however, the Giants dropped their last three games to finish 7-9. It was the team's first losing season in three years under head coach Jim Fassel. The final blow was a 26-18 loss at Dallas, a game that followed the Giants' elimination from the playoff race with Green Bay's victory over Arizona earlier in the day. In spite of the obvious disappointment, a few bright spots emerged for the Giants in 1999. The Giants set records on offense, led by Amani Toomer, who established a team single-season record with 79 receptions (breaking Earnest Gray's record of 78 receptions set in 1983). Toomer fell 26 yards shy of the team record of 1,209 receiving yards, set by Homer Jones in 1967. Also, for the first time in the 75-year history of the team, the Giants had four receivers record over 50 receptions in a season: Toomer (79), Ike Hilliard (72), Tiki Barber (66), and Pete Mitchell (58). Jessie Armstead and Michael Strahan were selected to represent the NFC in the Pro Bowl for the third consecutive season. Armstead surpassed the 100-tackle mark for the fourth straight year with 124 tackles (97 solos) and recorded a career-high 9.0 sacks. Strahan recorded 56

tackles (41 solos) and posted 5.5 sacks. QB Kerry Collins started the final six games of the season after replacing Kent Graham in the lineup following the 10th game.

2000

The Giants enjoyed their finest season in a decade, winning the NFC East and home-field advantage in the playoffs with a 12-4 record before defeating Philadelphia and Minnesota to advance to Super Bowl XXXV. The highlight of the season was a 41-0 victory over Minnesota in the NFC Championship game at Giants Stadium. In their first Super Bowl appearance in 10 years, the Giants lost to Baltimore, 34-7. The Giants took a seven-game winning streak into the Super Bowl, a surge that began after Jim Fassel issued his now-famous playoff guarantee on November 22. The Giants finished 7-1 in the division and 7-1 away from Giants Stadium. The seven road victories tied a franchise record set in 1930 (when three of the road games were in Newark, Staten Island and Brooklyn) and marked the first time since 1963 that the Giants lost just one game as visitors. The Giants averaged 125.6 rushing yards a game, a robust 37.5-yard gain over the 1999 average. Quarterback Kerry Collins was sacked 28 times; in 1999 Giants quarterbacks were sacked 42 times. Collins had the best season of his career, setting career highs in passes (529), completions (311), completion percentage (58.8) and touchdown passes (22). Halfback Tiki Barber set a Giants record of 2,085 all-purpose yards (1,006 rushing, 719 receiving, 332 punt returns and 28 on kickoff returns). Amani Toomer caught 78 passes (one less than the franchise record he set in 1999. Ike Hilliard led the team with a 14.3-yard average and eight touchdown catches. The defense was second in the NFL against the run (72.3 yards a game) and fifth in points allowed (15.4 per game). In 359 rushing attempts, opponents had an NFL-best two runs of longer than 20 yards. Jessie Armstead led the team with 102 tackles — his fifth consecutive season with more than a hundred tackles — and was selected to his fourth straight Pro Bowl. Defensive tackle Keith Hamilton had the best season of his nine-year career. He was a dominating run-stopper and he led the Giants with 10 sacks, an impressive feat for a tackle. Defensive end Michael Strahan had perhaps his finest all-around season and raised his sack total from 5.5 in 1999 to 9.5 in 2000.

2001

After a strong 3-1 start, the Giants lost eight of their last 12 games and finished 7-9 and in third place in the NFC East, the third time in as many tries they failed to make the playoffs a season after reaching the Super Bowl. The terrorist attacks in New York and Washington on Sept. 11 — the day after the Giants lost their Monday night opener in Denver — made the rest of season a minor footnote by comparison. After the attacks, many players reached out to victims' families, firefighters, police officers and other rescue workers and their children. Despite the disappointing record, the season included many highlights, notably Michael Strahan setting a new NFL single-season record with 22.5 sacks. Kerry Collins became the first quarterback in league history to throw every one of his team's passes in two consecutive seasons. Collins set team marks for passes (568) and completions (327).

YEAR-BY-HISTORY OF THE NEW YORK GIANTS



AP Photo/Beth A. Kiser

JASON SEHORN IN THE DIVISIONAL PLAYOFF GAME

Tiki Barber accounted for 1,782 total yards, Mike Barrow set a team record with 135 tackles, Morten Andersen became the second-leading scorer in NFL history, Howard Cross set a new franchise record for games played (207), Amani Toomer caught more than 70 passes for the third season in a row, rookie Rodney Williams established a team record with a 90-yard punt against the Broncos and Jessie Armstead played in his fifth consecutive Pro Bowl (and was joined in Hawaii by Strahan and Ron Stone). Although they struggled with two three-game losing streaks, the Giants thrilled their fans with scintillating last-second victories over Dallas (in overtime), Arizona and Seattle. After the defeat in Denver — and a week off after the NFL's decision not to play the Sunday after the attacks — the Giants won three straight, against Kansas City, New Orleans and Washington. The winning streak was followed by consecutive heartbreaking 1-point losses to St. Louis and Philadelphia, and a defeat at Washington. The Giants then rebounded with victories over Dallas and Arizona before again dropping three straight to Minnesota, Oakland and Dallas. They played their way back into playoff contention with dramatic triumphs over Arizona and Seattle, but closed the season with losses to Philadelphia and Green Bay.

2002

An exciting and rewarding season concluded with the Giants winning their final four regular season games to finish 10-6 and in second place in the NFC East. More importantly, they earned a Wild Card berth in the NFC playoffs, where they lost a heartbreaking 39-38 game to the San Francisco 49ers. But the game did not diminish the season's many team and individual achievements. The Giants made their 26th appearance in the playoffs, tying them with the Dallas Cowboys for the most postseason appearances in NFL history. They finished the regular season ranked sixth in the NFL in total offense, with 364.1 yards a game. It was their highest ranking and most yards per game since the 1985 Giants finished fifth in total offense with 367.8 yards a game. The Giants improved to 19-5 in regular season December games under Jim Fassel. Many individuals enjoyed outstanding seasons. Kerry Collins completed 335 passes, a Giants record, and was 1st in the NFC and 4th in the NFL with 4,073 passing yards,

breaking the previous team record of 4,044, set by Phil Simms in 1984. Collins completed 61.5 percent of his passes, a career-high and the third-best percentage in team history. Tiki Barber was 4th in the NFL and 1st in the NFC with 1,984 yards from scrimmage (1,387 rushing and 597 receiving). He rushed for 1,387 rushing yards, the second-highest total in team history after Joe Morris' 1,516 yards in 1986. Amani Toomer set team records with 82 receptions for 1,343 yards and established a career-high with eight touchdown catches. Pro Bowler Jeremy Shockey caught 74 passes, the fifth-highest total in Giants history, and a team record for both rookies (shattering the mark of 48 set by Bobby Johnson in 1984) and tight ends (eclipsing the 66 passes Mark Bavaro caught in 1986). Michael Strahan was selected to his 4th Pro Bowl in 5 years and from Sept. 22 through Dec. 1, he had at least a half-sack in 10 consecutive games, tying the NFL record set by Denver's Simon Fletcher in 1991 and tied by Tennessee's Jevon Kearse in 1999.

2003

The Giants endured one of their most unpleasant seasons in recent memory, losing their last eight games to finish 4-12. The Giants were 4-4 at midseason. In Game 9, they were tied at halftime with Atlanta, 7-7. But the Falcons scored 20 unanswered second-half points to send the Giants to a defeat from which they would never recover. The Giants finished the season 1-7 at home, the first time since 1983 they won a single home game. Despite their poor record, the Giants had several individual highlights. Michael Strahan led the NFL with 18.5 sacks, the second-highest total of his career, and became the first Giant to twice lead the league in sacks. For the second consecutive year, Strahan and tight end Jeremy Shockey were the only Giants selected to the Pro Bowl. Shockey became the first Giant to be selected to the Pro Bowl in each of his first two seasons since Taylor in 1981-82. Running back Tiki Barber had team-high totals of 1,216 rushing yards (the second-highest total of his career) and 69 receptions. He became the first Giant to lead the team in both rushing and receptions since Joe Dawkins in 1974. Barber finished the season as the franchise's all-time leader in total yards (10,746) and receptions (422) and is second in rushing (5,409 yards). Amani Toomer extended his own team record with his fifth consecutive 1,000-yard season. Quarterbacks Kerry Collins and Jesse Palmer combined to throw a franchise-record 616 passes in 2003. Right guard David Diehl became the first Giants rookie to start all 16 games since Mark Bavaro in 1985. He was one of 14 NFL rookies to start all 16 games in 2003. The team announced with two games remaining that Jim Fassel would not return as head coach. Fassel was replaced by Tom Coughlin on January 6, 2004.

2004

A new era dawned in Giants Stadium in 2004 with the arrival of Tom Coughlin as the 16th head coach in franchise history.

YEAR-BY-HISTORY OF THE NEW YORK GIANTS

With Coughlin at the helm, the Giants revamped their roster and started the season 5-2. But the Giants couldn't sustain the momentum and lost eight consecutive games before winning the season finale against the Dallas Cowboys. The Giants finished in second place in the NFC East with a 6-10 record, a two-game improvement over their 2003 mark. Running back Tiki Barber set four significant team records and was selected to his first Pro Bowl. He finished first in the NFL with a Giants-record 2,096 yards from scrimmage. Barber was fifth in the league and second in the conference with a team-record 1,518 rushing yards, two more than Joe Morris' total in 1986. He set the record on a game-winning three-yard run with 11 seconds remaining in the finale against Dallas. Barber tied a career high by averaging 4.7 yards a carry. Barber rushed for at least 100 yards in nine games, breaking the team's previous single-season record of eight, set by Morris in 1986. Barber finished the season with 6,927 career rushing yards, eclipsing Hampton's former team record of 6,897. The Giants had other standout performers. Willie Ponder averaged an NFL-best 26.9 yards on kickoff returns, the highest average by a Giant since Leon McQuay averaged 27.6 yards in 1974. The Giants finished first in the NFL with a 25.1-yard kickoff return average, the first time since 1953 they led the NFL in that statistical category. Ponder was the first Giant to lead the NFL in average kickoff return yardage since Clarence Childs in 1964. Jeremy Shockey led the Giants with 61 receptions to become the first tight end to top the team since Mark Bavaro had 55 catches in 1987. Bavaro had 55 catches that season. Shockey's team-leading six touchdown receptions were two more than he had in his first two seasons combined. Amani Toomer led the team's wide receivers with 51 catches for 747 yards. It was the sixth consecutive season Toomer had more than 50 receptions and 700 yards. Eli Manning, selected with the top pick in the 2004 draft and then acquired by the Giants in a trade, started the last seven games and finished the season with 95 completions in 197 attempts for 1,043 yards, six touchdowns and nine interceptions. Osi Umenyiora, a second-year defensive end, led the Giants with 7.0 sacks, six more than he had as a rookie. Linebacker Carlos Emmons led the team with 97 tackles (62 solo) and David Tyree had a team-high 23 special teams tackles.

2005

The 2005 season was marked by soaring success and searing tragedy. The Giants finished 11-5 and earned their first playoff berth since 2002 and their first NFC East championship since 2000 before losing an NFC Wild Card Game to Carolina, 23-0. But the Giants' beloved owners, Wellington Mara and Bob Tisch, passed away within three weeks of each other, both from cancer. Mara, an NFL patriarch who was one of the most respected and influential figures in league history, and who had been with the Giants for their entire 81-year history, died on Oct. 25. Tisch, who purchased 50 percent of the franchise in 1991, was a business titan, renowned philanthropist and nonpareil New York City mover and shaker, died on Nov. 15. The Giants were only the fifth

team in NFL history to have five different players score at least seven touchdowns. Tiki Barber scored 11, and Jeremy Shockey, Plaxico Burress, Amani Toomer and Brandon Jacobs scored seven apiece. The Giants had five players selected to the Pro Bowl, their largest contingent since the 1990 Super Bowl champions sent seven players to Hawaii. The Pro Bowlers were Barber, Shockey, Osi Umenyiora, Michael Strahan and David Tyree.

Barber had the greatest season by a running back in Giants history and was selected NFL Player of the Year by Sports Illustrated and a first-team All-Pro by the Associated Press and Pro Football Weekly. He was second in the NFL with a team-record 1,860 rushing yards, shattering the franchise mark of 1,518 he set in 2004. Barber also had 530 receiving yards to become the only player in NFL history with at least 1,800 rushing yards and 500 receiving yards in the same season. His 2,390 total yards were second-most in NFL history. St. Louis' Marshall Faulk had 2,429 yards in 1999 (1,381 rushing, 1,048 receiving). Barber led the NFL in runs of 20 or more yards (16), 40 or more yards



ELI MANNING MEETS GM ERNIE ACCORSI AND HEAD COACH TOM COUGHLIN ON DRAFT DAY 2004

Eric Finkel/New York Football Giants

(seven) and 50 or more yards (five). His 263 scrimmage yards at Oakland, 220 rushing yards against Kansas City and 95-yard run against the Raiders were all NFL single-game highs in 2005. Barber's 95-yard run at Oakland was the longest in Giants history and broke a record that stood for 75 years — Hap Moran's 91-yard run vs. Green Bay on Nov. 23, 1930.

Eli Manning threw 557 passes this season, the second-highest total in team history. His 294 completions place him fourth on the Giants' career list and his 24 touchdown passes were the most by a Giant since Fran Tarkenton had 29 in 1967.

Jacobs was the first Giants rookie to score seven touchdowns since Bobby Johnson in 1984 and the first to rush for seven touchdowns since Bill Paschal ran for 10 scores in 1943.

Umenyiora was selected to his first Pro Bowl and was named first-team All-Pro by both the Associated Press and Pro Football Weekly. He was first in the NFC and second in the NFL with 14.5 sacks, the highest total by a Giants player other than Strahan since Hall of Famer Lawrence Taylor had 15 in 1989.

Strahan was third in the NFC with 11.5 sacks. He and Umenyiora combined for 26 sacks, the most by any pair of NFL teammates.

YEAR-BY-HISTORY OF THE NEW YORK GIANTS

Jay Feely led all NFL kickers with a team-record and career-high 148 points, the first Giants kicker to hold the top spot since Dan Chandler in 1963 (106 points). Jeff Feagles played in all 16 games for the 18th consecutive season (third with the Giants). On Nov. 27 in Seattle, Feagles played in his 283rd consecutive game, a new NFL record. Former Minnesota defensive end Jim Marshall had held the old mark of 282 since retiring in 1979.

Tyree was selected to his first Pro Bowl despite missing three games with an elbow injury, the Giants' first special teams player chosen since Reyna Thompson in 1990.

2006

The Giants finished 8-8 and earned their second consecutive postseason berth, the first time they accomplished that feat since 1989-90. The record was incongruously fashioned with a 3-5 home record and a 5-3 mark away from Giants Stadium.

Tiki Barber ended his record-setting career by rushing for 1,662 yards and catching 58 passes. Eli Manning was tied for fourth in the NFL with 24 touchdown passes. Tight end Jeremy Shockey led the team with 66 receptions and was voted to the Pro Bowl for the fourth time in his five-year career. Plaxico Burress caught 10 touchdown passes, the most by a Giant in 26 years, and was right behind Shockey with 63 catches. Linemen Chris Snee, David Diehl, Shaun O'Hara and Kareem McKenzie played solidly while missing just two games among them.

Defensively, middle linebacker Antonio Pierce led the Giants with 159 tackles (38 more than anyone else on the team), including 93 solo. He was selected to play in his first Pro Bowl as an injury replacement for Brian Urlacher. Safeties Gibril Wilson and Will Demps had 121 and 116 tackles, respectively, Osi Umenyiora led the team in sacks for the third consecutive year (despite missing five games) and tackle Fred Robbins had a solid all-around season.


On the debit side, the Giants were never at full strength in the second half of the season because several key players suffered injuries that forced them to go on injured reserve. The group included wide receiver Amani Toomer (knee), seven-time Pro Bowl defensive end Michael Strahan (Lisfranc foot sprain), left tackle Luke Petitgout, three-time Pro Bowl linebacker LaVar Arrington, reserve defensive end Justin Tuck and, late in the year, return specialist Chad Morton.

2007

The 2007 season was one of the most successful, rewarding and memorable in franchise history.

The Giants stumbled to a 0-2 start — then fell behind by two touchdowns at halftime of their third game — before beginning a remarkable turnaround. They rallied to win that game, 14 of their next 18 and concluded the season with an exhilarating and unforgettable 17-14 victory over the New England Patriots in Super Bowl XLII. It was one of the greatest upsets and most exciting championship games in the long history of the National Football League.

Eli Manning threw the game-winning 13-yard touchdown pass to Plaxico Burress with just 35 seconds remaining, giving the Giants a victory over a New England team that entered the



AP Photo/Mel Evans

game with an 18-0 record, including a three-point win over the Giants in the regular season finale. After New England had taken a 14-10 lead with just 2:42 remaining in the fourth quarter, Manning completed five passes on an 83-yard drive — including a 32-yarder on the greatest play in Super Bowl history, when he slipped the duties of the Patriots' pass rusher and threw down field to David Tyree, who somehow secured the ball against his helmet and away from safety Rodney Harrison.

Two days after bringing the Vince Lombardi Trophy back to the metropolitan area, the Giants were lauded by more than a million fans at a ticker tape parade up Manhattan's famed Canyon of Heroes, and later at a rally in Giants Stadium.

The Giants triumphed for the third time in four Super Bowl appearances, won their sixth title game and seventh overall championship. They won Super Bowls following the 1986, 1990 and 2007 seasons, NFL Championship Games in 1934, 1938 and 1956 and the league title in 1927, before the advent of championship games.

But this title was the most improbable of all. The Giants were just the fourth team to start a season 0-2 and reach the Super Bowl (and the third to win it). They finished the regular season at 10-6 and became the first six-loss team to win the Super Bowl since the 1988 San Francisco 49ers. The Giants won just three home games — none after October 21 — to become the first team with a losing home record to ever make the Super Bowl. The Giants were the fifth wild card team — and first from the NFC — to win the Super Bowl. They were the third team to reach the Super Bowl by winning three road playoff games, the second such team to win the Super Bowl and the first from the NFC. The Giants sent an NFL single-season record with 11 consecutive victories away from home (seven regular season, four postseason, including the Super Bowl). Many individuals enjoyed outstanding seasons, games or moments. Eli Manning started every game and threw for 3,336 yards and 23 touchdowns to become the first Giants quarterback since Phil Simms (1984-86) to top 3,000 yards and 20 touchdown passes in each of three consecutive seasons. Brandon Jacobs rushed for 1,009 yards despite missing five games and most of a sixth with injuries. Burress was

YEAR-BY-HISTORY OF THE NEW YORK GIANTS

unable to practice virtually the entire season because of an ankle injury, but led the team with 70 receptions for 1,025 yards and 12 touchdowns, the highest total by a Giants receiver since Homer Jones had 13 in 1967. Amani Toomer caught 59 passes and became the franchise's all-time leader in receptions with 620. The offensive line — and fullback Madison Hedgecock, acquired off waivers after he was cut by St. Louis — played well throughout the year, a big reason the Giants finished fourth in the NFL in rushing yards, averaging 134.3 a game.

Under new coordinator Steve Spagnuolo, the defense ranked seventh in the NFL, allowing 305.0 yards a game. The Giants led the NFL with 53.0 sacks and set a franchise record with 12 in a victory over Philadelphia on Sept. 30. Osi Umenyiora was third in the NFC and fifth in the NFL with 13.0 sacks and was the lone Giant voted to the Pro Bowl. Justin Tuck became a force on the defensive line and had 10.0 sacks. Michael Strahan, in the final season of his great career, added 9.0 sacks and moved to fifth on the NFL's career list with 141.5. Middle linebacker Antonio Pierce led the Giants with 116 tackles (63 solo). Corey Webster stepped up to play superbly in the playoffs. R.W. McQuarters has intercepted a pass in each of the first three postseason games.

The special teams also played well. Punter Jeff Feagles was one of the NFL's most effective punters in the 20th season of his remarkable career. Kicker Lawrence Tynes, acquired in an offseason trade with Kansas City, succeeded on 23 of 27 field goal attempts and booted the game-winning 47-yarder in overtime in the NFC Championship Game. Domenik Hixon, acquired off waivers in October, became the primary kickoff returner late in the season and brought one back 74 yards for a touchdown in the regular season game against the Patriots.

2008

When the 2008 NFL season began, the Giants had the Vince Lombardi Trophy on display in their lobby and legions of skeptics and doubters who were convinced they had won it more through luck and timing than skill. A popular refrain was that the Giants had simply become a hot team at the right time in the 2007 playoffs. For evidence, the disbelievers cited the Giants' stirring Super Bowl XLII victory over the previously-undefeated New England Patriots. When it was time to make predictions for the 2008 season, most prognosticators placed the Giants second or third in the NFC East.

But the Giants proved them all wrong. No, they didn't win another Super Bowl. But they did capture the division title and the No. 1 seed in the NFC playoffs. They started the season 11-1 and winning 12 regular season games, they became only the fifth defending Super Bowl champion to win more games the season following a championship than they did on their way to winning the title (not counting the strike-shortened 1982 season).

The Giants achieved their success despite losing several key



**OSI UMENYIORA AND JUSTIN TUCK
FORCE A TURNOVER IN SUPER BOWL XLII.**

AP Photo/Ben Liebenberg

players from the 2007 championship team, including seven-time Pro Bowl defensive end Michael Strahan (retirement), two-time Pro Bowl defensive end Osi Umenyiora (knee injury suffered in the preseason), four-time Pro Bowl tight end Jeremy Shockey (traded to New Orleans) and wide receiver Plaxico Burress, (who did not play in the season's final month after he was wounded in an accidental shooting).

The day after the season ended with a loss to the Philadelphia Eagles in an NFC Divisional Playoff Game, Coach Tom Coughlin addressed many of the issues that had been raised in training camp.

"What I thought I would start with this morning is to think back to last spring and last summer when all of your questions concerned how this team would respond to winning the Super Bowl," Coughlin said. "Would they be, for lack of a better word, satisfied? Would they be as hungry coming into training camp and beyond training camp as they were in working our way to a Super Bowl championship? I think that our team responded and answered that question. I think we came out, we transitioned, we bridged from the Super Bowl year to the next season very well. Our competitiveness was there, our fire, our attempt to take the success of the Super Bowl season on into the next season was very successful. We were 11-1 and we did come out of camp and play very, very well for a very long time. We, of course, played well and the record stood for that. We didn't finish the season as well as we would have liked to, but I think we answered the questions of what this team was about."

"Twelve and five is not a bad season," general manager Jerry Reese said. "When you set the bar high like that and then all of sudden you get eliminated in the second round it stings. Overall, we had a real good season. It's not where we want it to be, but we said we wanted to be the organization that put our team in position to win the Super Bowl every year. For the last couple of years we have been able to put our team in position to do that. We fell short this time."

The loss to Philadelphia did not mitigate the achievements of a successful regular season. The Giants were one of only two teams to finish in the top nine in both the NFL's offensive and defensive rankings. They rushed for an NFL-leading and

YEAR-BY-HISTORY OF THE NEW YORK GIANTS



MICHAEL STRAHAN LED THE CHEERS AT GIANTS STADIUM DURING THE CHAMPIONSHIP CELEBRATION ON OPENING NIGHT IN 2008.

AP Photo/Seth Wenig

franchise record 2,518 yards and also topped the league with a Giants-best 5.0 yards per carry. The Giants were the first team since 1985 to have two running backs rush for 1,000 yards each (Brandon Jacobs and Derrick Ward).

Seven Giants were selected to the NFC Pro Bowl team: quarterback Eli Manning, center Shaun O'Hara, guard Chris Snee, defensive end Justin Tuck, punter Jeff Feagles and kicker John Carney. Two weeks before the game, long-snapper Zak DeOssie was added as the NFC's need player.

Snee and Tuck were named first-team All-Pro by the Associated Press and fullback Madison Hedgecock, O'Hara and Carney finished second in the voting at their positions. O'Hara, Hedgecock and defensive tackle Fred Robbins were named first-team All-Pro by Sports Illustrated and O'Hara and Snee were selected to The Sporting News' All-Pro first team.

The Giants opened their season at home against NFC East rival Washington in the traditional Thursday night opener showcasing the previous season's Super Bowl champions.

Before the game, the Giants' three Super Bowl championship teams were honored during an inspiring and exciting pre-game ceremony that featured a surprise appearance by Michael Strahan.

A huge inflatable replica of the Lombardi Trophy was wheeled out to midfield as the stadium video boards showed highlights from Super Bowls XXI and XXV. Bob Papa, the voice of the Giants, then introduced the players from those teams that were in attendance: Hall of Famer Harry Carson, Stacy Robinson, Karl Nelson, Brad Benson, Bill Ard, Howard Cross, Rodney Hampton, Ottis Anderson, Carl Banks and Mark Bavaro.

"Giants Stadium, you thought I was never coming back," said Strahan, who had announced his retirement three months previously after 15 stellar seasons with the team. "But I had to come back to celebrate the championship with the greatest fans in all of sports. And for one final time, salute my teammates for an incredible championship run. So what I want you to do is, I want you to get on your feet, I want you to make some noise and I want you to be ready to stomp somebody out and welcome the New York Giants Super Bowl champions."

With that, the 79,742 fans in attendance screamed in delight as the 2008 Giants took the field for the first time. At the other end of the stadium, a championship banner was raised.

2009

When the Giants embarked on their 2009 season, the popular belief was that they could succeed because of the strength of a retooled defense, particularly the reinforced front, and a running game that had been the NFL's best in 2008. If a weakness, or at least a unit with multiple questions, existed, it was the untested group of wide receivers.

But someone shredded that script when the games began. The defense did not play as well as anticipated and the rushing attack wasn't as productive as it had been in previous seasons. But the passing game, with Eli

Manning having the finest year of his career and record-setting Steve Smith leading a group of receivers that exceeded expectations, was the strongest facet of the team.

The Giants' fortunes unfolded in a similarly unexpected fashion. Playing their 34th and final season in Giants Stadium, they hoped to win their second consecutive NFC East title and extend their franchise record with a fifth consecutive postseason berth. The journey began smoothly, as the Giants won their first five games. But they soon took a wrong turn, veered completely off course and ultimately hit a dead end. The Giants won just three times after that burst from the gate and finished with an 8-8 record and in third place in the division. They finished out of the playoffs for the first time since Tom Coughlin's inaugural season as head coach in 2004.

The Giants were hit by a debilitating series of injuries. Safety Kenny Phillips, their first round draft choice in 2008, played superbly in the first two games but missed the rest of the season because of an arthritic condition in his knee that required surgery. Middle linebacker Antonio Pierce, a team leader, captain and the top tackler, sat out the final seven games with a bulging disk in his neck. Two of the free agents acquired to strengthen the defense, Chris Canty and Michael Boley, missed significant chunks of the season with injuries. Defensive tackle Jay Alford missed the entire year with a knee injury. Gerris Wilkinson led the team in special teams tackles when he was placed on injured reserve with a wrist injury. Running backs Brandon Jacobs and Ahmad Bradshaw and defensive end Justin Tuck played hurt most of the year and offensive linemen Rich Seubert and Kareem McKenzie were sidelined at the end of the season with injuries.

YEAR-BY-HISTORY OF THE NEW YORK GIANTS



AP Photo/Dall Korkman

Manning finished the season with 317 completions in 509 attempts (62.3 percent) for 4,021 yards, 27 touchdowns, 14 interceptions and a passer rating of 93.1. The completions, percentage, yards, touchdowns and rating were all career highs. Manning is the third quarterback in Giants history to throw for more than 4,000 yards in a season, joining Kerry Collins (4,073 in 2002) and Phil Simms (4,044 in 1984).

Smith was first in the NFC and second in the NFL with 107 receptions, 25 more than the franchise's previous single-season record-holder (Amani Toomer had 82 in 2002) and 50 more than this season's runner-up, Mario Manningham. Smith's 1,220 receiving yards were the second-highest total in franchise history. Toomer had 1,343 in 2002. Smith joined Toomer, Plaxico Burress (1,214 yards in 2005) and Homer Jones (1,209 yards in 1967) as the only Giants with 1,200-yard receiving seasons. Smith led the NFL with 38 receptions on third down.

Manningham had a break through season with 57 catches (in 14 games) and Hakeem Nicks had 47 receptions for 790 yards, both the third-highest total in history among Giants rookies. Nicks' six touchdown receptions were the most by a Giants rookie since Johnson had seven.

Center Shaun O'Hara and guard Chris Snee were selected to

their second consecutive Pro Bowls and tackle David Diehl to his first. Tight end Kevin Boss had a solid season with 42 catches and five touchdowns. Cornerback Terrell Thomas started every game and led the team with 101 tackles (67 solo). Defensive end Osi Umenyiora returned from the knee surgery that cost him the 2008 season to record a team-high 7.0 sacks, the fifth time in six seasons he has led the team. Kicker Lawrence Tynes scored a career-high 126 points and Chase Blackburn and Bryan Kehl tied for the team lead with 16 special teams tackles.


The Giants finished with a record of 155-117 in regular season games in Giants Stadium, including 4-4 in 2009. They were 7-4 in postseason games for a total record of 162-121.

Giants Stadium hosted 477 NFL regular season game played in Giants Stadium, easily the most in league history. Chicago's Wrigley Field is second with 365.

2010

The 2010 season will always elicit mixed reactions from the New York Giants.

Playing their 86th season, the Giants moved into a beautiful new home, New Meadowlands Stadium, which is located just a few yards away from where Giants Stadium, their home from



Jerry Pincus/New York Football Giants

YEAR-BY-HISTORY OF THE NEW YORK GIANTS



HAKEEM NICKS CATCHES THE FIRST-EVER TOUCHDOWN IN METLIFE STADIUM

AP Photo/Paul Spinelli

1976-2009, once stood. The Giants were 10-6, one of a record-tying 13 teams to finish with double-digit victories. They finished the season with the same record as the NFC East champion Philadelphia Eagles, the same record as the eventual Super Bowl XLV champion Green Bay Packers and the same record as the 2007 Giants team that won Super Bowl XLII.

But ultimately, the season did not meet their expectations because the Giants did not make the playoffs. Two losses to the Eagles and another to the Packers in the final seven weeks of the season first cost the Giants the NFC East title and then an opportunity to participate in the postseason. The Giants lost the NFC's last postseason berth on a tiebreaker.

The Giants ended their season with an unusual blend of emotions. They accepted their fate and took responsibility for coming up short, but they were equally defiant in their belief that they are better than a playoff non-qualifier.

"I'm really disappointed to be here talking to you guys about 10-6," general manager Jerry Reese said at his season-ending news conference. "I really felt like we had an opportunity to get into the playoffs and really do some damage when we got there, but it didn't work out that way. I'm really disappointed, even more so than last year because we put ourselves in position and that's what our goal is every year, to put ourselves in a position and we put ourselves in position and we just did not finish the job and that's very disappointing."

Although disappointed at missing the playoffs for the second season in a row, Coach Tom Coughlin had high praise for his players.

"I love this team, I love these guys, I think they're strong character people, we work together on everything, we're all in it together, we're all for one, one for all and that's the way that it has to be," Coughlin said. "It's a group of guys that don't make excuses for anything, they accept responsibility, they accept whatever takes place. They've done an outstanding job this year of adjusting to some very unusual circumstances that surround the game. They've done a good job of that. We've had a couple of huge disappointments, emotionally we weren't to where we should have been. We did come back to a certain level (in the season finale vs. Washington), but it's an outstanding group of guys who by and large are on the same page, they're focused, they come to work, they prepare themselves, they play hard, there are all kinds of personalities just like there always is, but as I said, I'm very, very appreciative of the kind of effort, the attitude, the enthusiasm, and the fact that this year's team was a very responsive team."

The Giants had many impressive statistical achievements in 2010. The offense (fifth) and defense (seventh) each finished in the top 10 of the NFL rankings. Eli Manning set franchise records for completions and completion percentage and became the first Giants quarterback

with two 4,000-yard seasons and the second with more than 30 touchdown passes. Ahmad Bradshaw (1,235) and Brandon Jacobs (823) rushed for a combined 2,058 yards. Despite missing three games with injuries, Hakeem Nicks had one of the finest seasons by a wide receiver in Giants history with 79 catches for 1,052 yards and 11 touchdowns. Mario Manningham caught 60 passes, including 85- and 92-yard touchdowns. Osi Umenyiora (10 forced fumbles) and Justin Tuck (five fumble recoveries) tied for the team lead with 11.5 sacks.

But those players and the rest of the team and coaches ultimately exited the season with an empty feeling.

"Overall, I'm disappointed in the outcome of the season," said quarterback Eli Manning, who threw for 4,002 yards and 31 touchdowns, but also tossed 25 interceptions. "We thought we had potential. We thought we had players to make it in the playoffs and make a run, and we didn't accomplish that. We didn't play well enough at times of the season to make it into the playoffs."

"We had a good year," Tuck said. "Ten and six is nothing to hold your head down about. Obviously, it wasn't good enough, and we always have a goal of reaching the playoffs and going deep in the playoffs and hopefully winning the Super Bowl. It didn't happen this year, but we're not going to hold our heads about it. We had opportunities, and you try your best to learn from them. Hopefully, that's being carried over to next year and it gets us to work a little harder in running and work a little harder in lifting and propel us to where we want to be next year."

YEAR-BY-HISTORY OF THE NEW YORK GIANTS



MARIO MANNINGHAM MAKES A SIDELINE CATCH IN THE 4TH QUARTER OF SUPER BOWL XLVI.

Evan Peters/New York Football Giants

2011

Late in the afternoon on Dec. 18, 2011, the Giants trudged off the field in MetLife Stadium after a lackluster 23-10 loss to the Washington Redskins. The Giants had not scored a touchdown until 33 seconds remained in the defeat, their fifth in a six-game stretch that included a four-game losing streak. More importantly, the Giants fell to 7-7 and were one defeat from missing the playoffs for a third consecutive season.

But instead of continuing their freefall, the Giants rose up and concluded the season with one of the most inspiring and memorable runs in the 87-year history of the franchise, one that ended with a victory over New England in Super Bowl XLVI — their second championship in five seasons.

The surge began with a Dec. 24 victory over the Jets in which the Giants were the visiting team. Eight days later, the Giants routed Dallas in a winner-take-all showdown for the NFC East title. The Giants finished 9-7 and became the first team to win the division with fewer than 10 wins since the 1970 merger.

The Giants opened their playoff run with a 24-2 rout of Atlanta in MetLife Stadium. They followed that up with road victories that avenged regular season losses to Green Bay and San Francisco, the latter a 20-17 overtime thriller in the NFC Championship Game.

That advanced the Giants to the Super Bowl, where they found a familiar foe in the Patriots, the same team they defeated

four years earlier in Super Bowl XLII. This time, Ahmad Bradshaw scored the game-winning touchdown on a six-yard run with 57 seconds remaining and the defense knocked down Tom Brady's last-play pass into the end zone to clinch the 21-17 victory.

Eli Manning completed 30 of 40 passes for 296 yards to win his second Super Bowl MVP award as the Giants became the first seven-loss team to win a Super Bowl.

During the regular season, the Giants set franchise records with 6,161 total yards and 4,734 net passing yards. Manning set Giants marks with 589 passes and 359 completions. Wide receiver Victor Cruz established a team record with 1,536 receiving yards while catching 82 passes. Hakeem Nicks had 1,192 yards to give the Giants two 1,000-yard receivers for the first time in franchise history.

Ahmad Bradshaw missed four games with a foot injury, but led the team with 659 rushing yards and nine touchdowns.

Second-year pro Jason Pierre-Paul had 16.5 sacks, the fourth-highest total in team history.

2012

The 2012 Giants finished 9-7 and in second place in the NFC East. It was the eighth consecutive season in which the Giants finished 500 or better, their longest such streak since they played

10 seasons in a row without a losing record from 1954-63. The Giants finished with a winning record for the third consecutive season, the first time they had done that since 1988-90 (when they were 10-6, 12-4, 13-3).

Despite extending those streaks, they did not earn a post-season berth. The Giants lost control of their playoff destiny with back-to-back late-season defeats in Atlanta and Baltimore. They routed Philadelphia in their finale, but soon learned they were eliminated when Chicago beat Detroit.

The Giants compiled numerous impressive statistics in 2012. They scored 429 points, the second-highest total in franchise history; the 1963 Giants scored 448. The 2012 season was the fifth in the 88-year history of the franchise in which the Giants scored more than 400 points. The Giants scored a franchise-record 278 points at home, shattering the old mark of 248, set in 2007. In their last three home games — victories over Green Bay, New Orleans and Philadelphia — the Giants scored 38, 52 and 42 points.

The 2012 team allowed an NFL-low 20 sacks. The Giants were fourth in the NFL in both takeaways (35, four more than they had in 2011) and turnover differential (plus-14, a significant improvement over 2011's plus-7). The plus-14 was the Giants' best turnover differential since they were plus-25 in 1997. The Giants intercepted 21 passes in 2012, their highest total since they had 27 picks, also in 1997.

YEAR-BY-HISTORY OF THE NEW YORK GIANTS

The Giants finished the 2012 season with 72 penalties for 578 yards, both franchise-low totals for a 16-game schedule.

Eli Manning passed Phil Simms and became the Giants' career leader in completions (2,612) and touchdown passes (211).

Four Giants were selected to the Pro Bowl: Manning, guard Chris Snee, wide receiver Victor Cruz and defensive end Jason Pierre-Paul.

2013

In 2013, a strong finish was not enough for the Giants to overcome a poor start and they finished 7-9, their first losing record since they were 6-10 in 2004. They were third in the NFC East for the second season in a row.

The Giants put themselves in a deep hole by losing their first six games for the first time since 1976, when they lost their first nine games. They did, however, follow their 0-6 start with four consecutive victories to become just the second team in NFL history to lose its first six games and win the next four (the other team was the 2009 Tennessee Titans). Overall, the Giants won seven of their last 10 games.

All nine of the Giants' losses were to teams that finished .500 or better, the first time that happened since their 5-11 season in 1995. The Giants lost home games to both of the teams that played in Super Bowl XLVIII, Seattle and Denver.

The offense struggled much of the season. The Giants' offense ranked 28th in the NFL in both yards per game (307.5) and points per game (18.4). The Giants scored 294 points, their lowest total in Tom Coughlin's 10 seasons as head coach. They were shutout at Carolina and vs. Seattle, the first time since 1996 they did not score twice in the same season. The Giants scored more than 27 points just once, in their 36-31 opening night loss in Dallas.

The Giants committed an NFL-high 44 turnovers. It was their highest turnover total since 1983, when they had 58 turnovers. The Giants' minus-15 turnover differential was their worst since they were minus-16, also in 1983.

Defensively, the Giants improved throughout the season. The defense ranked 26th in the NFL entering Week 6, when it was allowing an average of 395.2 yards per game, finished the season ranked eighth, giving up 332.3 yards a game. That was a significant improvement over the 2012 season, when the defense was ranked 31st, allowing 383.4 yards per game. The unit was 14th in the league against the run (108.9 yards a game) and 10th vs. the pass (223.3). The Giants were 18th in scoring defense, allowing 23.9 points a game. Entering Week 6, they were 32nd and last in scoring defense, giving up 36.4 points a game.

The defense was not responsible for nine of the 42 touchdowns allowed by the Giants, who surrendered an NFL-high nine return touchdowns (three apiece on interceptions, fumble returns and punt returns).

2014

The 2014 Giants finished 6-10, their first double-digit loss season since 2004 and their first back-to-back losing seasons

since 2003-04. They were a streaky team, with a seven-game losing streak surrounded on both sides by three-game winning streaks.

The Giants were the third-place team in the NFC East for the second year in a row. They were 2-4 in NFC East games. The Giants swept Washington and were swept by Dallas and Philadelphia.

The Giants scored 380 points and allowed 400. It was just the fifth time in franchise history they gave up at least 400 points.

The offense finished 10th in the NFL with an average of 367.2 yards a game, a 59.7 yards-per-game improvement over their 2013 average of 307.5. It was the team's largest one-year jump since 2005, when the Giants were ranked fourth in the league with an average of 361.7 yards game. That was a 66.6 yards-per-game increase over their 2004 average of 295.1.

The Giants set franchise records for completed passes with 383 (shattering the former mark of 359, set in 2011) and completion percentage with 63.1 (the former record of 62.9 was set in 2010). They finished with their second-highest totals in franchise history in passes attempted (607) and net passing yards (4,272).

The Giants' defense allowed 6,012 net yards, the third-highest total by their opponents in franchise history. They yielded 6,134 yards in 2012 and 6,022 in the 2011 championship season.

The Giants were ranked 29th in the NFL in total defense, allowing 375.8 yards a game, after finishing eighth (332.3 yards per game) in 2013. The run defense ranked 30th (135.1 yards a game), while the Giants were 18th vs. the pass (240.6). The Giants finished the season with 47 sacks, their highest total since they had 48 in 2011.

2015

The Giants were 6-10 for the second season in a row in 2015, their first back-to-back double-digit loss seasons since 2003-04 when they were 4-12 in Jim Fassel's final season as head coach and 6-10 in Tom Coughlin's first. Eight of the 10 losses were by six or fewer points. The Giants lost six games in which they held a lead or were tied in the fourth quarter.

The Giants finished under .500 for the third consecutive season, the first time that's happened since they had eight straight losing seasons from 1973-80. They missed the playoffs for the fourth consecutive season, their longest drought since they went 17 years about a postseason berth from 1964-80.

The 2015 Giants scored 420 points, the fifth-highest total in franchise history. Their 331 first downs were tied for the fourth-highest total in team history, and were just five fewer than their 2014 total. The Giants' 5,956 net yards were the third-highest total in their history.

With an average of 372.3 yards per game, the Giants finished eighth in the NFL in total offense, one season after finishing 10th in yardage. It is their first back-to-back top 10 finishes since they had a streak of four consecutive seasons from 2008-11.

In 2015, the Giants set franchise records for pass attempts (623, the old record was 616 in 2003), and completions (392, the old record was 383 in 2014). The Giants totaled 4,347 net passing yards, the second-highest total in franchise history. The record of 4,734 was set in 2011. The Giants threw 36 touchdown passes in

YEAR-BY-HISTORY OF THE NEW YORK GIANTS



ESPN Photos via AP

GIANTS' DEFENSE LINES UP AGAINST THE GREEN BAY PACKERS IN THE NFC WILD CARD GAME

2015 (35 by Eli Manning), the second-highest total in franchise history; the 1963 Giants threw 39 touchdown passes.

The Giants allowed 442 points the second-highest total in franchise history (501 in 1966).

2016

The Giants sharply improved their fortunes in Ben McAdoo's first season as head coach in 2016, when they finished the regular season with an 11-5 record and in second-place in the NFC East, after finishing 6-10 each of the previous two years. The five-game improvement in victories is their biggest since 2005, when they were also 11-5 one year after finishing 6-10. The Giants qualified for their first playoff berth since 2011, when they won Super Bowl XLVI. It was their 32nd postseason appearance, tying them with Dallas and Green Bay for the most in NFL history. The Giants' season ended with a 38-13 loss to the Packers in an NFC Wild Card Game. The Giants finished 7-1 at home, their best record in the seven-year history of MetLife Stadium (previous best: 6-2 in 2012) and their best home record since they were 7-1 in Giants Stadium in 2008. They won their last six home games, their longest such streak since they won their first six games at home in 2008. The Giants finished 4-2 in NFC East games, their best record within the division since they were 4-2 in 2013. Their 2-1 record in division road games was their best since they were 2-1 in 2013. With their 27-23 victory against Baltimore on Oct. 16, the Giants became the third NFL franchise with 700 combined regular-season and postseason victories. At the conclusion of their 92nd season, the Giants were 708-597-33. The Packers were 764-575-37, and the Chicago Bears were 761-586-42. The Giants had a vastly-improved defense in 2016. They were second in the NFL with 284 points allowed, one season after they were ranked 30th after giving up 442 points. The Giants allowed 17.8 points per game, the lowest average by their opponents since 2002, when they gave up 17.4 points a game.

2017

The 2017 season began with optimism but ended in disappoint-

ment for the Giants, who lost their first five games on their way to a 3-13 record. The 13 losses were a franchise record, and the three victories were the team's fewest since 1983, when the Giants finished 3-12-1. The Giants finished 2-6 in MetLife Stadium, their fewest home victories since they were 1-7 in 2003. They scored 246 points, their lowest total since they scored 243 in 2003. On Dec. 4, the Giants were 2-10 when general manager Jerry Reese and head coach Ben McAdoo were dismissed from their duties. Assistant general manager Kevin Abrams was named interim G.M. and defensive coordinator Steve Spagnuolo became the interim head coach. The Giants were 1-3 under Spagnuolo, defeating the Washington Redskins in their season finale. When Eli Manning did not play at Oakland on Dec. 3, it ended his streak of 210 consecutive regular-season starts (plus 12 in the postseason) dating back to his rookie season in 2004. Tight Evan Engram, the Giants' 2017 first-round draft choice, finished the season with team-high totals of 64 catches and six touchdowns. Safety Landon Collins was the Giants' only Pro Bowl representative, but was unable to play in the game after fracturing his arm in Week 16. On Jan. 22, the Giants named Pat Shurmur their new head coach.

2018

The Giants finished the season 5-11 and in fourth place in the NFC East in Pat Shurmur's first season as head coach. Twelve of the Giants' 16 games were decided by seven or fewer points, tying them with Philadelphia and Pittsburgh for the most in the NFL. The Giants were 4-8 in those games. The Giants scored 369 points after scoring 246 in 2017. The 123-point increase was the Giants' largest from one season to the next in 85 years, and their largest ever when the seasons had the same number of games. In 1933, the Giants scored 244 points in a 14-game regular season, one year after scoring 93 points in 12 games, an increase of 151 points. The team's per-game averages in points, and total, rushing, and passing yards all improved in 2018. When Eli Manning took his first snap of the season he played in his franchise-record 217th regular-season

YEAR-BY-HISTORY OF THE NEW YORK GIANTS

game. Saquon Barkley had the greatest rookie season in Giants history and was named the NFL Offensive Rookie of the Year. Barkley set numerous franchise rookie records, including rushing yards (1,307), Touchdowns (15), rushing touchdowns (11) and receptions (91, tied with Odell Beckham, Jr.). Aldrick Rosas was named second-year All-Pro after making 32 of his 33 field goal attempts, a Giants-record a .970 percentage. Rosas was one of five Giants selected to the Pro Bowl, including Barkley, safety Landon Collins, linebacker Olivier Vernon and safety Michael Thomas (as a special teamer) were later named to the NFC team. Left tackle Nate Solder and rookie left guard Will Hernandez participated in all 1,027 offensive snaps. Linebacker Alec Ogletree led the Giants and all NFL linebackers with five interceptions. He tied the single-season record for interceptions by a Giants linebacker, set by Jerry Hillebrand in 1963. Ogletree returned two of the interceptions for touchdowns; he was the only NFL player with two interception return touchdowns in 2018, and the first linebacker in Giants history to score twice on interception returns in a season.

2019

The Giants were 4-12 and third-place finishers in the NFC East in Pat Shurmur's second and final season as coach. Eli Manning played the final four games of his career and won his last start, on Dec. 15 vs. Miami, to finish with a regular-season record of 117-117. Manning is the only player in Giants history to play 16 seasons with the team. He played in a franchise-record 236 regular-season games (234 starts). Quarterback Daniel Jones started 12 games and set franchise rookie records with 459 passes, 284 completions, 3,027 yards and 24 touchdown passes. The former records had all stood since Charlie Conerly set them in 1948. Jones' 24 touchdown passes led all rookie quarterbacks in 2019 and were the fourth-most by a rookie in a single season in NFL history. Only Baker Mayfield (27 in 2018), Peyton Manning (26 in 1998) and Russell Wilson (26 in 2012) had more. Despite missing three games with an ankle injury, Saquon Barkley led the team with 217 carries for 1,003 yards and six touchdowns. Coupled with his 1,307 yards in his debut season, Barkley is the first player in Giants history to rush for at least 1,000 yards in each of his first two seasons. Barkley set a franchise record with 279 yards from scrimmage at Washington on Dec. 22. Jones threw a team rookie-record five touchdown passes in that game as the Giants became the first team in NFL history to have a player with 275+ scrimmage yards and a player with five touchdown passes in the same game. Sterling Shepard missed six games with a concussion but led the Giants with 57 catches. Rookie receiver Darius Slayton had a team-high 740 receiving yards and eight touchdowns and was fourth with 48 catches. Safety Antoine Bethea led the Giants with 110 tackles (81 solo) and Markus Golden 10.0 sacks more than doubled the total of anyone else on the team.

2020

Joe Judge was hired as the Giants' 19th head coach in January and in his first season, the team finished in second place in the NFC East at 6-10, their best record since they were 11-5 in 2016. The Giants were 4-2 in NFC East games, also their best since 2016, when they were 4-2. They swept division foes Dallas, Philadelphia and Washington at home for the first time since 2005.

The Giants held a double-digit lead in six consecutive games from Oct. 11-Nov. 15, their longest such streak in a single season since 1989, when they had a lead of 10 or more points in nine straight games. From Oct. 11 through Nov. 8, the Giants' five games were decided by a total of 10 points, the first time in their history they played five consecutive games with such a small cumulative margin. The Giants also played five straight games decided by three or fewer points in a single season for the first time in their history.

Cornerback James Bradberry and tight end Evan Engram earned their first Pro Bowl selections although the game was not actually played because of the COVID-19 pandemic.

Daniel Jones started all 14 games in which he played and completed 280 of 448 passes (62.5%) for 2,943 yards, 11 touchdowns and 10 interceptions for a passer rating of 80.4. His two-year totals are 907 attempts, 564 completions (62.2%) for 5,970 yards, 35 touchdowns and 22 interceptions for a passer rating of 84.1. Jones rushed for 423 yards on 65 carries, the record for a Giants quarterback in the Super Bowl era. Pro Football Hall of Famer Fran Tarkenton previously held the record with 306 yards in 1967. Jones' 6.5-yard average was the NFL's highest among the 91 players with at least 50 rushing attempts in 2020.

In his first season with the Giants, inside linebacker Blake Martinez started all 16 games for the fourth consecutive season. He was one of the team's captains and led the Giants and was third in the NFL with 151 tackles (86 solo). Martinez tallied at least 147 tackles for the fourth consecutive season.

In his first Giants season, Graham Gano had one of the finest seasons of his 12-year career and one of the best seasons by a kicker in franchise history. He made 31 of 32 attempts this season, a .9687 percentage that is the second highest in Giants history. In 2018, Aldrick Rosas made 32 of 33 attempts, a success rate of .9696.

2021

The Giants won three of the final five games that quarterback Daniel Jones started in 2021, losing only Monday night road encounters with the previous season's Super Bowl teams, Kansas City and Tampa Bay. But after Jones suffered a season-ending neck injury against Philadelphia on Nov. 28, the Giants lost their final six games and finished 4-13 and in fourth place in the NFC East.

With Jones in the lineup, the Giants averaged 18.4 points a game. Without him, that number was almost halved (9.3).

In his third season, Jones completed 232 of 361 passes (64.3%) for 2,428 yards, 10 touchdowns and seven interceptions.

Saquon Barkley and Devontae Booker each rushed for a team-high 593 yards. They were the first pair of teammates to

YEAR-BY-HISTORY OF THE NEW YORK GIANTS

share a rushing title since Ray Noling and Sam Francis each ran for 297 yards for the 1938 Chicago Bears.

Tight end Evan Engram led the Giants with 46 receptions, followed by Barkley (41) and Booker (40). The leading wide receiver was rookie Kadarius Toney, who caught 39 passes while playing in just 10 games. Toney set a franchise rookie record with 189 receiving yards at Dallas on Oct. 10.

Two second-year pros led the defense. Linebacker Tae Crowder started all 17 games and tallied a team-high 130 tackles. Safety Xavier McKinney led the Giants with five interceptions, including one he returned for a touchdown.

Graham Gano made 29 of 33 field goal attempts and all 17 of his PATs for a team-high 104 points. Gano extended his team-record streak to 37 consecutive successes before missing a 35-yard try at New Orleans on Oct. 3.

STADIUMS OF THE NEW YORK GIANTS

The Giants shared the Polo Grounds with the New York Baseball Giants from the time they entered the league in 1925 until they moved to the larger Yankee Stadium for the start of the 1956 season.

In 1973, the Giants announced plans to move to a new stadium in New Jersey for the 1976 season, and the city of New York announced that Yankee Stadium was planning a two-year renovation after the 1973 baseball season. The Giants were allowed to play their first two games of the 1973 season at Yankee Stadium before moving to a new location.


The Giants spent the offseason searching for a place to play their games. The Giants' first choice was the Yale Bowl, but the Yale Bowl representatives turned down the team's first request because it would have meant a blackout for the local schedule due to the blackout rule. The Giants' next choice was to play at Princeton University, but they also turned down the Giants. Things were so bad that when the league announced the 1973 schedule, it didn't even say where the games would be played. In light of the Giants' problems, Commissioner Pete Rozelle, with the help from national politicians, modified the blackout rule so that the rule was only in effect if the game was not sold out in advance. With the rule change came a change of heart by the Yale Bowl representatives. It was official. The Giants would play their first two games of the 1973 season at Yankee Stadium and would play the rest of the schedule and the 1974 season at the Yale Bowl in New Haven, Connecticut.

After the 1974 season, it was announced that the Giants were going back to New York City to play at Shea Stadium until the opening of Giants Stadium in 1976. The Giants


played the first four games of the 1976 season on the road just in case there were any delays with the opening of the new stadium. The Giants made their debut at Giants Stadium on October 10, 1976 against the Dallas Cowboys before a sellout crowd.

In 2010, the Giants moved into beautiful, new, state-of-the-art MetLife Stadium built just a few yards from where Giants Stadium sat for more than three decades. The nation's finest football stadium, it seats 82,500 fans. It is one of the NFL's most technologically advanced stadiums and took more than four million man-hours and \$1.6 billion to build. The stadium features 10,000 club seats, 222 suites and 130,000 square feet of state-of-the-art club lounges. The first row of seats is just 46 feet from the sidelines and the sightlines are superb. MetLife Stadium is 2.1 million square feet, compared to Giants Stadium's 900,000 square feet. It has four 30' by 118' high definition video screens, a 350,000 square foot outdoor plaza filled with interactive activities for fans of all ages.


The 2022 season will be the Giants' 13th in MetLife Stadium. They are 45-53 in regular-season games and 1-0 in the postseason, defeating Atlanta in a 2011 NFC Wild Card game on their way to winning Super Bowl XLVI. MetLife Stadium has hosted numerous prestigious events, including NFL, college football and soccer games, and concerts. In 2014, the stadium was the site of Super Bowl XLVIII, the first outdoor Super Bowl played in a "cold weather" city. Seattle defeated Denver, 43-8.




THE POLO GROUNDS (1925-1955)




YANKEE STADIUM (1956-1973)




THE YALE BOWL (1973-1974)



SHEA STADIUM (1975)



GIANTS STADIUM (1976-2009)



METLIFE STADIUM (2010-present)

GIANTS UNIFORM HISTORY



1933



1934



1940's



1954



1960's



1969-1974



1975



1976-1979



1980-1999

GIANTS UNIFORM HISTORY



COMMEMORATIVE PATCHES

The Giants have celebrated two major anniversaries by wearing uniform patches on its jerseys. The first was in 1999 for its 75th season, the second coming in 2004 commemorating 80 years.

Over the years, the team has honored deceased players and administrators by wearing memorial



patches. In 1986, the team wore a patch in remembrance of Carl "Spider" Lockhart. In 2001, a "GBY" patch honored longtime general manager George Bernard Young. Most recently, Wellington T. Mara was remembered during the 2005 season with a "WTM" patch after his passing, and a few weeks later, Preston Robert Tisch was added to a patch with Wellington Mara separated by the NY logo.



The Giants honored Hall of Famer, player and coach, Rosie Brown with a "79" decal on the back of their helmets in after his passing in 2004.

In addition, the team has also worn patches in Super Bowls XXV, XLII and XLVI. Those patches were representations of the NFL's Super Bowl logos for those years.

In 2014, the team wore a patch commemorating its 90th season in the league.



For the 2015 season, the team wore a "ATM" patch on its jerseys honoring the passing of Ann Mara, wife of Wellington Mara.



GIANTS LOGO HISTORY



1950'S



1958-66



1961-1974



1961-1974



1975




1976-PRESENT


1980-1999



2000-PRESENT



1994-1999



2000-2010




2000-PRESENT



2005-2010

GIANTS IN THE HALL OF FAME



WELLINGTON MARA
CO-OWNER
FORDHAM
ENSHRINED IN 1997

Wellington Mara, along with CB Mike Haynes, Coach Don Shula and C Mike Webster, was a member of the four-man 1997 class of the Pro Football Hall of Fame. Mara and his father Tim, who was the founder of the Giants and a charter member of the Hall of Fame, were the first father and son to be accorded pro football's highest honor. Mara was one of the most influential and beloved figures in American sports history. His entire working lifetime was dedicated to the Giants and the NFL and he helped the Giants produce 21 NFL/NFC first place finishes, 27 postseason appearances and six NFL championships during a 68-season tenure that began with his graduation from Fordham in 1937. Mara passed away on Oct. 25, 2005.



TIM MARA
FOUNDER
NO COLLEGE
CHARTER ENSHRINEE IN 1963

Tim Mara introduced the city of New York to pro football when he purchased the franchise for a reported \$500 in 1925, thus giving the National Football League a vital showcase in the nation's largest city. Mara withstood heavy financial losses his first year until the Giants were saved in the last home game of the season. Mara needed a good showing at the gate to keep the team alive. The Chicago Bears arrived at the Polo Grounds with the most heralded college player of the era, Red Grange, who helped draw a crowd of more than 70,000 people. After seeing so many people attend a Giants game, Mara decided that professional football could be a big success under the right circumstances. Mara bore the brunt of the fight against the rival American Football League in 1926 and the All-American Football Conference from 1946-49. He helped build the Giants into a perennial powerhouse and was honored in 1963 as one of 17 charter members of the Pro Football Hall of Fame.



MORRIS (RED) BADGRO
END
USC
ENSHRINED IN 1981

Badgro joined the Giants in 1930 and played six seasons at end. He made a name for himself as a superior defender, excellent blocker and big-play receiver. Badgro helped lead the Giants to the NFL's inaugural championship game in 1933 and he scored the first touchdown in the league's championship game history on a 29-yard pass from Harry Newman in the second quarter. Badgro tied for the NFL receiving title in 1934 with 16 receptions for 206 yards, including one touchdown. He was named to the All-NFL team three times: 1931, 1933 and 1934. Before joining the Giants, Badgro played with the Red Grange-led New York Yankees in the American Football League (12 games in 1927 and one game in 1928). He played pro baseball for three seasons, the first with the Tulsa in the minor leagues and then with the St. Louis Browns for two seasons. Badgro has the distinction of being the oldest player ever to be elected into the Hall of Fame. He was 77 when he was enshrined in 1981.


GIANTS IN THE HALL OF FAME



ROOSEVELT BROWN

TACKLE
MORGAN ST.
ENSHRINED IN 1975

Brown played for the Giants from 1953 through 1965 after joining the team as a 27th round draft choice, regarded as one of the greatest “sleeper” picks of all time. Brown held the starting tackle spot for 13 straight seasons. During that period, he was named to the Pro Bowl nine times and was selected All-NFL eight consecutive seasons. In 1956, when the Giants won the league title, Brown was named Lineman of the Year by the Associated Press. Brown was a big, strong blocker who had the speed to make a block downfield. He was also used along the defensive front on goal-line stands. Brown helped the Giants advance to the NFL Championship game in 1956, 1958, 1959, 1961, 1962 and 1963. After his playing career, Brown continued his Giants affiliation as a coach before being appointed as a scout, where he has served since the 1971 season. He was immediately named assistant line coach by the Giants after a phlebitis condition forced him to retire in 1966.



ROSIE BROWN IN 1953



HARRY CARSON

LINEBACKER
SOUTH CAROLINA STATE
ENSHRINED IN 2006

Carson played his entire 13-year NFL career with the Giants. An inside linebacker, he was selected to play in nine Pro Bowls, including seven in a row from 1982-88. Carson led the Giants in tackles six times, was a two-time All-NFL first team selection and was a leader throughout his career and the sole captain of the 1986 Super Bowl champions. Carson joined the Giants as a fourth-round draft choice in 1976 from South Carolina State, where he never missed a game in four seasons, was a two-year captain and a Little All-America selection by the Associated Press. A defensive end in college, Carson successfully moved to linebacker with the Giants so quickly and so successfully that he was voted to NFL All-Rookie team. Carson played 173 games in a Giants uniform — tying him with Keith Hamilton for seventh all-time — and he was a punishing run defender who also intercepted 11 passes. Carson had 17 sacks, 14 fumble recoveries and seven forced fumbles. He had 25 tackles (20 solo) in a Monday night game against Green Bay in 1982 and seven tackles in the Giants’ 39-20 victory over Denver in Super Bowl XXI. During his prime, Carson was the best run-stopping linebacker in the NFL. In the seven seasons from 1981 to 1987, Giants’ opponents averaged only 3.59 yards per rushing attempt, a remarkable achievement for so long a period. During that period, Carson was credited with 856 tackles, including 627 unassisted tackles.




GIANTS IN THE HALL OF FAME



FRANK GIFFORD
HALFBACK, FLANKER
SOUTHERN CALIFORNIA
ENSHRINED IN 1977

Gifford played for the Giants from 1952-64, although he voluntarily retired in 1961 due to a serious injury suffered the previous season. He was known as one of the most versatile backs in NFL history. Gifford was the first choice in the draft by the Giants in 1952 after an All-America career at Southern California. He totaled 9,862 combined yards during his career. He rushed for 3,609 yards rushing, caught 367 passes and scored 484 points. Gifford was named to the Pro Bowl as a defensive back in 1953 and as an offensive back the following year - a first in NFL history. He played in seven Pro Bowls and was named All-NFL four times and NFL Player of the Year in 1956. Gifford holds the Giants record with 78 touchdowns. A true triple-threat back, Gifford threw 14 touchdown passes in 60 attempts on the halfback option. He retired after the 1960 season and returned in 1962 at a new position, flanker. The Giants reached the NFL Championship game five times during his career, including their victory in 1956.




FRANK GIFFORD IN 1959



MEL HEIN
CENTER
WASHINGTON ST.
ENSHRINED IN 1963

Hein joined the Giants in 1931 and played 15 seasons, tying him with Phil Simms and Michael

Strahan for the second-longest tenure in franchise history, behind only Eli Manning (16 seasons). A member of the Hall of Fame's inaugural class in 1963, Hein was named All-NFL eight consecutive years from 1933-40. Following a successful college



MEL HEIN IN 1940

career at Washington State, Hein wrote to three NFL clubs offering his services. He joined the Giants after the team submitted the highest salary bid at \$150 per game. Hein was a 60-minute regular for 15 years, playing in 172 games. He never missed a game in high school or college and sat out just one with the Giants, on Nov. 30, 1933 at Brooklyn. He was named the league's Most Valuable Player in 1938 after anchoring a line that helped guide the Giants to the NFL Championship with a 23-17 victory over the Green Bay Packers in the Polo Grounds.

GIANTS IN THE HALL OF FAME




CAL HUBBARD

TACKLE
GENEVA
ENSHRINED IN 1963

Hubbard played for the Giants from 1927-28 and again in 1936. He was one of the 17 charter members

of the Pro Football Hall of Fame in 1963. Hubbard was named All-NFL six years in a row from 1928-33. He played for the Green Bay Packers from 1929-35 and the Pittsburgh Pirates in 1936 before returning to the Giants. He was acquired before the start of the 1927 season in order to help beef up the Giants defense. That season, the defense surrendered only 20 points as the Giants captured their first NFL championship. He went to Green Bay in 1929 in a move that would haunt the Giants, as Hubbard led the Packers to a 12-0-1 record to edge out the 13-1-1 Giants for the league title. The Packers handed the Giants their only loss of the season by a 20-6 score.



TOM LANDRY

COACH
TEXAS
ENSHRINED IN 1990

Landry was with the Giants as a defensive back from 1950-55 and an assistant coach from 1954-59. The

Giants' 1956 championship team not only consisted of players that would eventually be elected to the Pro Football Hall of Fame, but it also had one of history's greatest coaching staffs. Head coach Jim Lee Howell had Vince Lombardi coaching the offense and Landry coaching the defense. When the Dallas Cowboys entered the league in 1960, Wellington Mara recommended the Cowboys hire Landry as head coach. Landry coached the Cowboys from 1960 through 1988 and led Dallas to two Super Bowl victories and five NFC titles. Landry coached the Cowboys to 20 consecutive winning seasons.



SAM HUFF

LINEBACKER
WEST VIRGINIA
ENSHRINED IN 1982

Huff became an immediate star at middle linebacker after he was drafted by the Giants in the third round

in 1956 following an All-America career at West Virginia. He played in five Pro Bowls and was named All-NFL four years. Huff won recognition for his great individual efforts against the premier running backs of his era, including Jim Brown of Cleveland, Rick Casares of Chicago and Alan Ameche of Baltimore. He was named the NFL's Outstanding Lineman in 1959. Huff anchored a defense that helped the Giants reach the championship game in 1956, 1958, 1959, 1961, 1962 and 1963. He was traded to the Washington Redskins prior to the 1964 season and has been a color analyst on the Redskins radio broadcasts for many years.



ALPHONSE (TUFFY) LEEMANS

HALFBACK, FULLBACK
G. WASHINGTON/
OREGON
ENSHRINED IN 1978

Leemans played for the Giants from 1936-43. He was personally scouted

by Wellington Mara and was a second-round draft choice in the inaugural NFL draft in 1936 out of George Washington. Mara sent a telegram setting up a meeting with Leemans to convince him to accept a career in the NFL with the Giants. Leemans was the 1936 College Football All-Star game MVP. He led NFL rushers as a rookie in 1936 with 830 yards on 206 attempts. Leemans was named All-NFL in 1936 and 1939. An aggressive, dedicated do-everything team leader, he totaled 3,142 yards rushing, 2,324 yards passing, 442 yards receiving and threw 16 touchdown passes during his career.

GIANTS IN THE HALL OF FAME



VINCE LOMBARDI

COACH
FORDHAM
ENSHRINED IN 1971

Lombardi was an offensive assistant coach with the Giants from 1954-58 and the head coach of the Green

Bay Packers (1959-67) and Washington Redskins (1969). With Lombardi running the offense, the Giants captured the NFL championship in 1956. In 10 years as head coach, Lombardi had a 105-36-6 record. He directed the Packers to five NFL championships in seven years (1961-62 and 65-66-67) and victories in Super Bowls I and II, a feat without equal in pro football history. A guard, Lombardi played his collegiate football at Fordham, where he was one of the legendary "Seven Blocks of Granite."



BILL PARCELLS

COACH
WICHITA STATE
ENSHRINED 2013

Parcells was head coach of the Giants for eight years (1983-90) and later held the same position with the

New England Patriots, New York Jets and Dallas Cowboys. He led the Giants to victories in Super Bowls XXI and XXV and is one of 13 head coaches with more than one Super Bowl victory. With the Giants, Parcells was 77-49-1 (.610) in the regular season and 8-3 (.727) in the postseason for an overall mark of 85-52-1 (.620). In 19 seasons as a head coach, Parcells was 172-139-1 (.569) in the regular season and 11-8 (.579) in the postseason. His overall record was 183-138-1 (.570). The 172 regular-season victories are the 10th-highest total in NFL history, as are the 183 total victories.



STEVE OWEN

COACH
PHILLIPS UNIVERSITY
ENSHRINED IN 1966

Owen was a four-time All-NFL tackle who played for the Giants from 1926-31, plus a one-game return in

1933. He captained the 1927 team that won the NFL title and held its foes to a record-low total of 20 points. But Owen made his greatest imprint on the sideline, where he coached the Giants for 23 years. He was a co-coach with Benny Friedman in 1930, then assumed the full head coaching responsibility in 1931, a position he kept until 1953. Owens had a coaching record of 153-100-17 and won eight division and two NFL titles. The 153 victories are a Giants record. Some of his coaching innovations include the A-formation offense, the umbrella defense and the two-platoon system.



ANDY ROBUSTELLI

DEFENSIVE END
ARNOLD COLLEGE
ENSHRINED IN 1971

Robustelli was drafted by the Los Angeles Rams in

1951 and played on two Rams championship teams. In 1956, Wellington traded for Robustelli, who provided a tremendous lift in the Giants' title drive that season. Robustelli, who stayed with the Giants through the 1964 season, played on a winning team in 13 of his 14 pro seasons. He played in eight NFL championship title games and seven Pro Bowls. Robustelli was named All-NFL seven times, two with the Rams and five with the Giants. Robustelli was a durable player who missed only one game in his 14-year career.


GIANTS IN THE HALL OF FAME



KEN STRONG
HALFBACK
NEW YORK UNIVERSITY
ENSHRINED IN 1967

Strong played for the Giants from 1933-35, in 1939 and from 1944-47.

He excelled in every phase of the game - blocking, running, passing, punting, placekicking and defense. At the time of his retirement, Strong was the Giants' career scoring leader with 324 points on 13 touchdowns, 35 field goals and 141 extra points. He scored 17 points to pace the Giants to the 1934 championship game over the Chicago Bears in the famous "Sneakers Game." Strong scored a league-high 64 points in 1933 and was All-NFL in 1934. He began his career with the Staten Island Stapletons in 1932. After four seasons, he joined the Giants. In 1936, he began a two-year stint in the rival AFL. Strong served as a placekicking specialist only when he returned to the Giants from 1944 until 1947. He scored 479 points in his career.



MICHAEL STRAHAN
DEFENSIVE END
TEXAS SOUTHERN
ENSHRINED IN 2014

Strahan played his entire career with the Giants from 1993-2007. A standout as

both a run stopper and pass rusher, Strahan joins Hall of Famer Mel Hein and Phil Simms as the only players in Giants history to play 15 years with the team. Strahan played in a franchise-record 216 regular-season games. He was a four-time first-team All-Pro (1997, 1998, 2001 and 2003), a seven-time Pro Bowler and the 2001 NFL AP Defensive Player of the Year. Strahan had 141.5 career regular season sacks, which is the Giants' franchise record and the fifth-highest total in NFL history. Strahan holds the NFL single-season record with 22.5 sacks in 2001. He also led the NFL in 2003 with 18.5 sacks and is the only Giants player to twice lead the league in sacks. Strahan was a captain of the 2007 Giants team that won Super Bowl XLII.




LAWRENCE TAYLOR
LINEBACKER
NORTH CAROLINA
ENSHRINED IN 1999

Taylor joined the Giants as the second overall selection of the 1981

NFL Draft and played his

entire 13-year career for the team. When Taylor retired, he was the NFL's No. 2 all-time sack leader in the NFL with 132.5. That total does not include the 9.5 he accumulated as a rookie in 1981 before the sack was an official NFL statistic. Taylor established an NFL record by appearing in 10 consecutive Pro Bowls from 1981-1990. He was named the NFL Rookie of the Year in 1981 and the NFC's Defensive Player of the Week nine times (the award was established in 1984), as well as the conference's Defensive Player of the Month twice, in October 1986 and September 1989. Taylor was a unanimous choice to the NFL's All-1980s team. He was a unanimous selection as the NFL's Most Valuable Player in 1986, when he had a career-high 20.5 sacks, 105 tackles, five passes defended and two forced fumbles.

GIANTS IN THE HALL OF FAME



Y.A. TITTLE
QUARTERBACK
LOUISIANA ST.
ENSHRINED IN 1971

The Giants engineered one of the best trades in their long history prior to the 1961 season when they sent guard Lou Cordileone to the San Francisco 49ers for Tittle. The then 35-year old Tittle promptly led the Giants to their 12th Eastern Division championship. Tittle played two seasons in the All-American Conference and 11 in the NFL before joining the Giants. In 1962, Tittle set an NFL record by throwing 33 touchdown passes and tied another mark with seven scoring throws in one game. Tittle had his greatest year as a pro in 1963, when he led the league in passing with 221 completions in 367 attempts for 3,145 yards. His 36 touchdown passes broke his own league mark and set a Giants record that still stands. Tittle's career totals include 2,427 completions, 33,070 yards, 242 touchdowns and 13 games with more than 300 yards passing. He was the NFL Player of the Year in 1957, when he led the 49ers to a tie for the Western Division title, and won the honor again in 1961 and 1963, as he took the Giants to Eastern championships. Tittle was named All-NFL in 1957, 1962 and 1963, and also played in six Pro Bowls.



EMLLEN TUNNELL
DEFENSIVE BACK
TOLEDO/IOWA
ENSHRINED IN 1967

Tunnell was signed by the Giants as a free agent out of Iowa in 1948 and played 11 seasons for the teams. Ignored in the NFL draft, Tunnell walked into the Giants office and asked Tim Mara for a tryout. Tunnell was the first African-American player signed by the Giants. He holds Giants records with 74 interceptions and 261 punt returns. In 1952, Tunnell gained more yards (923) on interceptions and kickoff returns than the NFL rushing leader did running the ball. He earned the nickname "offense on defense." Tunnell was named All-NFL four times and played in nine Pro Bowls.



GEORGE YOUNG
GENERAL MANAGER
BUCKNELL
ENSHRINED IN 2020

Young was the Giants general manager from 1979-97 and a five-time NFL Executive of the Year.

When he was hired, Young took charge of a team that had not reached the playoffs in 15 consecutive years. The Giants were postseason participants in his third season and eight times in his 19 seasons as head of the franchise's football operations (three times — in 1982, 88 and 94 — they were eliminated on the final day of the season). They won three NFC East titles and Super Bowls XXI and XXV. Young was a charter inductee into the franchise's Ring of Honor in 2010. Following the 1997 season, Young left the Giants to take a position as an advisor to commissioner Paul Tagliabue in the NFL office.



ARNOLD WEINMEISTER
DEFENSIVE TACKLE
WASHINGTON
ENSHRINED IN 1984

Weinmeister played for the Giants from 1950-53.

He was one of the first defensive players to captivate the masses in the same manner a star running back or quarterback could. A big and extremely fast player with great ability to diagnose plays, Weinmeister began his pro career with the New York Yankees in the All-American Football Conference in 1950. He moved to the NFL during the 1950 merger. Weinmeister played two ways in the AFC, but was used exclusively on defense in the NFL.

OTHER HALL OF FAMERS WITH GIANTS EXPERIENCE



LARRY CSONKA
FULLBACK
SYRACUSE
ENSHRINED IN 1987

Csonka played for the Giants from 1976-78. He was originally drafted by the Miami Dolphins in the first round in 1968. Csonka left the Dolphins following the 1974 season and played for the Memphis Southmen of the World Football League in 1975. He returned to the Dolphins to finish his career in 1979. A five-time Pro Bowl selection, Csonka put together three consecutive 1,000-yard seasons (1971-73) as Miami advanced to the Super Bowl each year. He excelled in those Super Bowls, averaging 6.3 yards a carry and rushing for more than 100 yards in two of them. Csonka finished his career with 8,081 yards, a 4.3-yard average and 64 touchdowns.



RAY FLAHERTY
END, COACH
GONZAGA
ENSHRINED IN 1976

Flaherty played for the Giants from 1928-29 and 1931-35 and helped the Giants advance to the NFL Championship Game in 1933, 1934 and 1935. He spent the 1930 season coaching at Gonzaga. Flaherty finished with an 80-37-5 record as a coach with the Boston Redskins, Washington Redskins, New York Yankees and Chicago Hornets. Flaherty introduced the screen pass in the 1937 title game when the Washington Redskins scored a 28-21 victory over the Chicago Bears. He suggested to Coach Steve Owen that the Giants wear sneakers in the icy conditions at the Polo Grounds in the 1934 championship game, known as the "Sneakers Game."



BENNY FRIEDMAN
QUARTERBACK
MICHIGAN
ENSHRINED IN 2005

Friedman, a two-time All-America quarterback at Michigan, played with the Cleveland Bulldogs (1927), Detroit Wolverines (1928), Giants (1929-1931) and Brooklyn Dodgers (1932-1934). Following the 1928 season New York Giants owner Tim Mara purchased the Detroit franchise just to secure the services of Friedman. A versatile player, Friedman could run, kick and pass the ball better than any player who preceded him. From 1927-30, Friedman threw 11, 9, 20, and 13 touchdown passes, leading the league each year. In 1928, he topped the league in both rushing touchdowns and touchdown passes; no other player has ever accomplished that feat. His 20 touchdown passes in 1929, including four in one game, were both NFL records for years. Although very durable, a knee injury coupled with the rigors of serving as an assistant coach at Yale, Friedman's productivity dropped in 1931. Still the player-coach managed to earn third-team All-NFL honors that year and second-team All-NFL honors in 1933.



JOE GUYON
HALFBACK
CARLISLE
ENSHRINED IN 1966

Guyon played for the Giants during the championship season in 1927. His career highlight was catching a touchdown pass that gave the Giants a win over the Bears for the 1927 NFL championship. He also played for the Canton Bulldogs in 1920, the Cleveland Indians in 1921, Oorang Indians from 1922-23, the Rock Island Independents in 1924 and the Kansas City Cowboys from 1924-25.

OTHER HALL OF FAMERS WITH GIANTS EXPERIENCE



**WILBER (PETE)
HENRY**
TACKLE
WASHINGTON &
JEFFERSON
ENSHRINED IN 1963

Henry played for the Giants during the championship season in 1927. He was the largest player of his time at 250 pounds. Henry was the bulwark of the Canton Bulldogs' championship lines in the 1920s. He played for the Canton Bulldogs and the Pottsville Maroons in addition to the Giants.



ARNIE HERBER
QUARTERBACK
REGIS COLLEGE
ENSHRINED IN 1966

Herber played for the Giants in 1944 and 1945. Pro football's first great long passer, Herber was the NFL passing leader in 1932, 1934 and 1936. Herber came out of retirement in 1944 to lead the Giants to the NFL Eastern Division crown. He also played for the Green Bay Packers from 1930-40, and ranks fifth in Packers annals with 64 career touchdowns.




DON MAYNARD
WIDE RECEIVER
TEXAS WESTERN
ENSHRINED IN 1987

Maynard played for the Giants in 1958. He went on to play for the New York Titans from 1960-62, the New York Jets from 1963-72 and the St. Louis Cardinals in 1973. He caught 633 passes for 11,834 yards (18.7-yard average) and 88 touchdowns. He had at least 50 catches and 1,000 yards in five different seasons. Maynard caught eight passes for 118 yards, including the winning touchdown, against Oakland in the AFL Championship game to help the Jets advance to Super Bowl III.



HUGH McELHENNY
HALFBACK
WASHINGTON
ENSHRINED IN 1970

McElhenny played for the Giants in 1963, when he helped them advance to the championship game. His career totals include 5,281 yards rushing and 360 points. On his first play as a professional, McElhenny scored on a 40-yard touchdown run. He also played with the San Francisco 49ers from 1952-60, the Minnesota Vikings from 1961-62 and the Detroit Lions in 1964.



FRAN TARKENTON
QUARTERBACK
GEORGIA
ENSHRINED IN 1986

Tarkenton played for the Giants from 1967-71. He began his career with the Minnesota Vikings in 1961 before moving to the Giants in 1967 and back to the Vikings in 1972 in blockbuster trades. He retired as the NFL's record holder for career passing yards with 47,003. An elusive scrambler, Tarkenton rushed for 3,674 yards and 32 touchdowns. A four-time All-NFL and nine-time Pro Bowl selection, he led the Vikings to Super Bowl appearances in 1973, 1974 and 1976.



JIM THORPE
HALFBACK
CARLISLE
ENSHRINED IN 1963

Thorpe played for the Giants during their first season in 1925. He was a charter inductee into the Pro Football Hall of Fame in 1963. Thorpe was the biggest name in football at the time the Giants signed him at the age of 37. He also played for the Canton Bulldogs, Cleveland Indians, Oorang Indians, Toledo Maroons, Rock Island Independents and the Chicago Cardinals. He was the first president of the American Professional Football Association in 1920.

1956 WORLD CHAMPIONS REUNION



Jerry Pinsky/New York Football Giants

The Giants held a reunion of the 1956 Championship team in 1996. Pictured are Pro Football Hall of Famers Andy Robustelli, Sam Huff, Wellington Mara, Frank Gifford, Rosie Brown and Tom Landry. Below, the busts of the first father-son Hall of Fame induction - Tim Mara and son Wellington Mara.

GIANTS ARTIFACTS IN THE HALL OF FAME



TIM MARA BUST



Y.A. TITTLE'S SHOULDER PADS



Y.A. TITTLE'S HELMET
CRACKED IN A GAME VS.
THE PITTSBURGH STEELERS




1934 CHAMPIONSHIP TROPHY



1920'S GIANTS BALL, HELMET AND JERSEY



MICHAEL STRAHAN'S HELMET WORN THE DAY HE
SET THE NFL SINGLE SEASON SACK RECORD



WELLINGTON MARA BUST

ALL PHOTOS: THE PRO FOOTBALL HALL OF FAME

GIANTS RETIRED NUMBERS

NO.	PLAYER	GIANTS SERVICE	YEAR RETIRED
1	Ray Flaherty	End-Assistant Coach (1928-29, 1931-35)	1935
4	Tuffy Leemans	Back (1936-1943)	1940
7	Mel Hein	Center-Linebacker (1931-45)	1963
10	Eli Manning	Quarterback (2004-19)	2021
11	Phil Simms	Quarterback (1979-1993)	1995
14	Ward Cuff	WB, HB, DB and Kicker (1937-45)	1946
14*	Y.A. Tittle	Quarterback (1961-64)	1965
16	Frank Gifford	Halfback (1952-64)	2000
32	Al Blozis	Tackle (1942-44)	1945
40	Joe Morrison	End-Halfback (1959-72)	1972
42	Charlie Conerly	Quarterback (1948-61)	1962
50	Ken Strong	Fullback-Kicker (1933-35, 1939, 1944-47)	1947
56	Lawrence Taylor	Linebacker (1981-93)	1994
92	Michael Strahan	Defensive End (1993-07)	2021

*Wellington Mara said no Giants would again wear No. 14 after Cuff retired. When Tittle was traded to the Giants in 1961, he requested and was given No. 14. The number is now retired in honor of both players.

1 RAY FLAHERTY

Flaherty was an end and an assistant coach for the Giants from 1928-29 and 1931-35 and helped the Giants advance to three NFL Championships... Introduced the screen pass in the 1937 title game... Suggested the Giants wear sneakers in the 1934 championship game, known as the "Sneakers Game."

4 TUFFY LEEMANS

Leemans played for the Giants from 1936 through 1943... Was personally scouted by Giants co-owner Wellington Mara... Totaled 3,142 yards rushing, 2,324 yards passing, 442 receiving yards and threw 16 touchdowns.

7 MEL HEIN

Joined the Giants in 1931 and enjoyed a 15-year career... Was named All-NFL eight straight years from 1933-40... Member of the Pro Football Hall of Fame's inaugural class in 1963... Never missed a game in high school or college and sat out just in the NFL, on Nov. 30, 1933 vs. Brooklyn... Named League MVP in 1938.

10 ELI MANNING

Manning played in a Giants-record 236 regular-season games (plus 12 in the postseason)... MVP in Super Bowls XLII and XLVI, when the Giants defeated New England... Holds most of the franchise's passing

records, including 4,895 completions, 57,023 yards and 366 touchdowns in the regular season and 242 completions, 2,815 yards and 18 touchdowns in the playoffs.

11 PHIL SIMMS

Owned 19 team records for the Giants, including all-time records with 2,576 completions in 4,647 attempts for 33,462 yards... Owns a .597 winning percentage (95-64, including 6-4 in postseason play) as a starter over his 15-year career... Named MVP of the Super Bowl after leading the Giants to a 39-20 victory over Denver in Super Bowl XXI.

14 WARD CUFF

Cuff joined the Giants as a fourth-round draft choice from Marquette in 1937 and excelled at several positions in a stint that ended in 1945. A wingback, fullback, halfback, defensive back and kicker, he rushed for 1,766 yards on 330 carries (a 5.3-yard average) and caught 101 passes for 1,477 yards. Cuff scored 18 touchdowns (six rushing, 12 receiving) and made 31 of 70 field goal attempts and 98 of 102 extra point tries. He also had a 12.1-yard punt return average and 13 interceptions.

*14 Y.A. TITTLE

Tittle played for the Giants from 1961-64 season... In 1962, Tittle completed 200 passes in 375 attempts for 3,224 yards... His 33 touchdowns that season

GIANTS RETIRED NUMBERS

set an NFL record and his seven touchdown passes against Washington tied another mark...Had his greatest year as a pro in 1963, leading the league in passing with 221 completions in 367 attempts for 3,145 yards and 36 touchdowns.

16 FRANK GIFFORD

Played for the Giants from 1952-64, though he voluntarily retired in 1961 season because of an injury...Made the Pro Bowl as both an offensive back and defensive back...Seven-time Pro Bowler and 1956 NFL player of the year...Holds three Giants records: Touchdowns (78), highest average gain (500 attempts) rushing (4.3 yards) and most receiving yards (5,434)...Is fifth on team's all-time rushing list with 3,609 yards and second with 367 receptions...Totalled 9,753 yards in his career.

32 AL BLOZIS

Made an immediate impression on the Giants after arriving in 1942 and quickly earned a starting assignment at tackle...Played in the 1944 championship game with the Giants, he then was sent almost immediately overseas where as a lieutenant in the army he was killed in action in France a brief six weeks later.

40 JOE MORRISON

Was a back and an end for the Giants from 1959 through 1972...Was a dominant figure during his 14-year career with the Giants, accumulating 2,472 yards rushing with 18 touchdowns...A versatile player, Morrison played six different positions: fullback, halfback, flanker, tight end, split end and defensive back.

42 CHARLIE CONERLY

Played for the Giants from 1948 through 1961...Represented the Giants in three Pro Bowls (1951, 1952 and 1957) and was named the NFL's Most Valuable

Player in 1959...Ended his career with 1,418 completions and 19,488 yards, both Giants records at the time of his retirement.

50 KEN STRONG

Played for the Giants from 1933-35, 1939 and 1944-47...At the time of his retirement, Strong was the Giants all-time leading scorer with 324 points on 13 touchdowns, 35 field goals and 141 extra points...He scored 17 points to lead the Giants to victory in the 1934 Championship game against Chicago.

56 LAWRENCE TAYLOR

Finished his 13-year career (1981-93) as the No. 2 all-time quarterback sack leader in the NFL with 132.5...Established an NFL record by appearing in 10 consecutive Pro Bowls from 1981-90...Finest statistical season was in 1986 with a career-high 20.5 sacks, 105 total tackles, five passes defended and two forced fumbles...Earned unanimous selection as the NFL's Most Valuable Player in 1986.

92 MICHAEL STRAHAN

Strahan played in 216 regular season and 10 post-season games in a 15-year career spent entirely with the Giants...Finished his career with a Giants-record 141.5 sacks, the sixth-highest total in NFL history...Set an NFL single-season record with 22.5 sacks in 2001, a mark that was tied by Pittsburgh's T.J. Watt in 2021...Captain on the Giants team that won Super Bowl XLII in 2007.

GIANTS IN THE RING OF HONOR



In 2010, the Giants unveiled their Ring of Honor, which commemorates some of the most prominent and influential figures in the 87-year history of the franchise. The original class of 30 players, coaches, executives and owners was joined by five more honorees in 2011. These men have helped the Giants win eight NFL championships and more than 650 games and contributed to them becoming one of the most respected and admired organizations in professional sports.

The names of the men in the Ring of Honor are prominently displayed at each Giants home game in MetLife Stadium above the club level on each sideline.

CLASS OF 2010

TIM MARA

Tim Mara introduced the city of New York to pro football when he purchased the franchise for a reported \$500 in 1925, thus giving the National Football League a vital showcase in the nation's largest city. Mara withstood heavy financial losses his first year until the Giants were saved in the last home game of the season. Mara needed a good showing at the gate to keep the team alive. The Chicago Bears arrived at the Polo Grounds with the most heralded college player of the era, Red Grange, who helped draw a crowd of more than 70,000 people. After seeing so many people attend a Giants game, Mara decided that professional football could be a big success under the right circumstances. He bore the brunt of the fight against the rival American Football League in 1926 and the All-American Football Conference from 1946-49. Mara helped build the Giants into a perennial powerhouse and was honored in 1963 as one of 17 charter members of the Pro Football Hall of Fame.

WELLINGTON MARA

It is impossible to overstate the influence Wellington Mara had on the Giants and in the NFL. He was one of the most important and influential figures in the history of professional football, a man credited with many of the ideas and innovations that have made the NFL the nation's most popular professional sports league. Mara is the most beloved and influential Giant in history and one of the most significant figures not just in the NFL, but in American sports. He was a vital member of the franchise for each of its first 81 years until his death in 2005. Mara was instrumental in helping the Giants make 26 postseason appearances, including 18 divisional championships and six NFL championships, among them the Super Bowl XXI and Super Bowl XXV titles. Despite his ties to the team, Mara was recognized for always putting the league's interests ahead of what was best for the Giants. He was an invaluable contributor to the NFL as a member of many ownership committees. In 1997, Mara was elected to the Pro Football Hall of Fame, joining his father, Tim Mara, as the first father-son duo elected to the Hall.

JACK MARA

During the very first game the Giants ever played in 1925, Jack Mara followed each play along the sidelines as he held the first down marker. It wasn't long before he held far more important jobs in the organization. Mara was only 22 years old in 1930 when his father, Tim, turned over the ownership of the Giants to him and his younger brother Wellington, who was all of 14. He served as the team's president for 31 years and was in charge of the Giants' business operations. Jack Mara was the driving force behind one of the most significant decisions in franchise history, to move the Giants' home games to Yankee Stadium from the crumbling Polo Grounds prior to the 1956 season. Tim Mara detested Yankees owner

GIANTS IN THE RING OF HONOR

Dan Topping, so it was Jack who negotiated the deal that saved the financial future of the franchise. Jack Mara also lobbied the owners to share television revenue, which helped create the parity that has made pro football America's favorite spectator sport.

BOB TISCH

Preston Robert Tisch — "Bob" to everyone who knew him - realized a longtime dream in 1991, when he became co-owner of the Giants. Soon after the Giants won Super Bowl XXV, Tisch completed negotiations with Tim Mara (son of Jack Mara) and his family for a 50 percent interest in the team. That commenced Tisch's career as an owner of a professional sports franchise, one of many he simultaneously pursued. Tisch led an extraordinarily accomplished life. He was an enormously successful businessman, an extremely generous philanthropist, a postmaster general, a friend of presidents, governors and mayors and a nonpareil New York City mover and shaker. But nothing gave Tisch more pleasure and pride than being the co-owner of the Giants and working on several influential NFL ownership committees. As a member of the National Football League's Finance and Super Bowl Policy Committees, he attained a prominence in the sports arena equal to his position in the world of business.

GEORGE YOUNG

George Young was hired as the Giants general manager on Feb. 14, 1979 and stayed in that position through the 1997 season. He led the franchise out of the bleak 1970s and brought in great players such as Taylor, Simms, Joe Morris, Mark Bavaro and Carl Banks. Young hired Parcells, the head coach of two Super Bowl champions. During his tenure, the Giants earned eight playoff berths, highlighted by victories in Super Bowls XXI and XXV, and compiled an overall record of 155-139-2. He was named NFL Executive of the Year an unprecedented five times — 1984, 1986, 1990, 1993, and 1997. Young also served as chairman of the NFL's Competition Committee.

STEVE OWEN

Owen was a four-time All-NFL tackle who played for the Giants from 1926-31, plus a one-game return in 1933. He captained the 1927 team that won the NFL title and held its foes to a record-low total of 20 points. But Owen made his greatest imprint on the sideline, where he coached the Giants for 23 years. He was a co-coach with Benny Friedman in 1930, then assumed the full head coaching responsibility in 1931, a position he kept until 1953. Owen had a coaching record of 153-100-17 and won eight division and two NFL titles. The 153 victories are still the Giants record. Some of his coaching

innovations included the A-formation offense, the umbrella defense and the two-platoon system. Owen was inducted into the Pro Football Hall of Fame in 1966.

JIM LEE HOWELL

Jim Lee Howell was the Giants' head coach from 1954-60. He quickly added two future Hall of Fame coaches to his staff, Vince Lombardi to lead the offense and Tom Landry, whom he converted from a player, to coach the defense. In Howell's seven seasons as head coach, the Giants played in three NFL Championship Games and defeated George Halas's Chicago Bears, 47-7, in 1956. Howell's regular season record was 53-27-4 record, a .630 winning percentage. He coached six future Pro Football Hall of Fame players in Huff, Robustelli, Brown, Tunnell, Gifford and Don Maynard. Howell stayed with the Giants as Director of Player Personnel until his retirement in 1981.

BILL PARCELLS

When Parcells began coaching the Giants in 1983, the team had finished with a winning record just once in the previous 10 seasons. Parcells led the Giants to the playoffs in his second and third seasons. In 1986, he coached one of the greatest teams in Giants history. That year, the Giants won their last 12 games and finished 17-2, including a 39-20 rout of the Denver Broncos in Super Bowl XXI. Four years later, Parcells led the Giants to a 20-19 victory over the favored Buffalo Bills in Super Bowl XXV. He left the team after that season with a 77-49-1 regular season record. The 77 victories are the second-most in team history, behind Owen's 153. Parcells holds the Giants' record with eight postseason wins.

MEL HEIN

Hein joined the Giants in 1931 and played 15 seasons, which ties him with Phil Simms and Michael Strahan for the second-longest tenure in franchise history, behind only Eli Manning's 16-year career. He was named All-NFL eight consecutive years from 1933-40. Following a successful college career at Washington State, Hein wrote to three NFL clubs offering his services. He joined the Giants after the team submitted the highest salary bid at \$150 per game. Hein was a 60-minute regular for 15 years, playing in 172 games. He never missed a game in high school or college and sat out just one in his NFL career — Nov. 30, 1933 vs. the Brooklyn Dodgers. Hein was named the league's Most Valuable Player in 1938 after anchoring a line that helped guide the Giants to the NFL Championship with a 23-17 victory over the Green Bay Packers in the Polo Grounds. Hein was a member of the Pro Football Hall of Fame's inaugural class in 1963.

GIANTS IN THE RING OF HONOR

KEN STRONG

Strong played for the Giants from 1933-35, in 1939 and from 1944-47. He excelled in every phase of the game - blocking, running, passing, punting, placekicking and defense. At the time of his retirement, Strong was the Giants' career scoring leader with 324 points on 13 touchdowns, 35 field goals and 141 extra points. He scored 17 points to pace the Giants to the 1934 championship game over the Chicago Bears in the famous "Sneakers Game." Strong scored a league-high 64 points in 1933 and was All-NFL in 1934. He began his career with the Staten Island Stapletons in 1932. After four seasons, he joined the Giants. In 1936, he began a two-year stint in the rival AFL. Strong served as a placekicking specialist only when he returned to the Giants from 1944 until 1947. He scored 479 points in his career. Strong was enshrined in the Pro Football Hall of Fame in 1967.

TUFFY LEEMANS

Leemans played for the Giants from 1936-43. He was personally scouted by Wellington Mara and was a second-round draft choice in the inaugural NFL draft in 1936 out of George Washington. Mara sent a telegram setting up a meeting with Leemans to convince him to accept a career in the NFL with the Giants. Leemans was the 1936 College Football All-Star game MVP. He led NFL rushers as a rookie in 1936 with 830 yards on 206 attempts. Leemans was named All-NFL in 1936 and 1939. An aggressive, dedicated do-everything team leader, he totaled 3,142 yards rushing, 2,324 yards passing, 442 yards receiving and threw 16 touchdown passes during his career. He was enshrined in the Pro Football Hall of Fame in 1978.

EMLEN TUNNELL

Tunnell was signed by the Giants as a free agent out of Iowa in 1948 and played 11 seasons for the team. Ignored in the NFL draft, Tunnell walked into the Giants office and asked Tim Mara for a tryout. Tunnell was the first African-American player signed by the Giants. Fifty-two years after playing his last game for the team, he still holds Giants records with 74 interceptions and 261 punt returns. In 1952, Tunnell gained more yards (923) on interceptions and kickoff returns than the NFL rushing leader did running the ball. He earned the nickname "offense on defense." Tunnell was named All-NFL four times and played in nine Pro Bowls. Tunnell was enshrined in the Pro Football Hall of Fame in 1967.

FRANK GIFFORD

A Pro Football Hall of Fame inductee in 1977, Gifford played for the Giants from 1952-64, although he voluntarily retired in 1961 due to a serious injury suffered the previous season. He was known as one of the most versatile backs in NFL history.

Gifford was the first choice in the draft by the Giants in 1952 after an All-America career at Southern California. He totaled 9,862 combined yards during his career. He rushed for 3,609 yards, caught 367 passes and scored 484 points. Gifford was named to the Pro Bowl as a defensive back in 1953 and as an offensive back the following year - a first in NFL history. He played in seven Pro Bowls and was named All-NFL four times and NFL Player of the Year in 1956. Gifford holds the Giants record with 78 touchdowns. A true triple-threat back, Gifford threw 14 touchdown passes in 60 attempts on the half-back option. He retired after the 1960 season and returned in 1962 at a new position, flanker. The Giants reached the NFL Championship game five times during his career, including their victory in 1956.

ROSIE BROWN

Roosevelt Brown played for the Giants from 1953 through 1965 after joining the team as a 27th round draft choice, regarded as one of the greatest "sleeper" picks of all time. Brown held the starting tackle spot for 13 straight seasons. During that period, he was named to the Pro Bowl nine times and was selected All-NFL eight consecutive seasons. In 1956, when the Giants won the league title, Brown was named Lineman of the Year by the Associated Press. Brown was a big, strong blocker who had the speed to make a block downfield. He was also used along the defensive front on goal-line stands. Brown helped the Giants advance to the NFL Championship game in 1956, 1958, 1959, 1961, 1962 and 1963. After his playing career, Brown continued his Giants affiliation as a coach before being appointed as a scout, a position he held from 1971 until his death in 2004. He was immediately named assistant line coach by the Giants after a phlebitis condition forced him to retire in 1966. Brown was inducted into the Pro Football Hall of Fame in 1975.

SAM HUFF

Huff became an immediate star at middle linebacker after he was drafted by the Giants in the third round in 1956 following an All-America career at West Virginia. He played in five Pro Bowls and was named All-NFL four times. Huff won recognition for his great individual efforts against the premier running backs of his era, including Jim Brown of Cleveland, Rick Casares of Chicago and Alan Ameche of Baltimore. He was named the NFL's Outstanding Lineman in 1959. Huff anchored a defense that helped the Giants reach the championship game in 1956, 1958, 1959, 1961, 1962 and 1963. He was traded to the Washington Redskins prior to the 1964 season and has been a color analyst on the Redskins radio broadcasts for many years. Huff was enshrined in the Pro Football Hall of Fame in 1982.

GIANTS IN THE RING OF HONOR

ANDY ROBUSTELLI

Robustelli was drafted by the Los Angeles Rams in 1951 and played on two Rams championship teams. In 1956, Wellington Mara traded for Robustelli, who provided a tremendous lift in the Giants' title drive that season. Robustelli, who stayed with the Giants through the 1964 season, played on a winning team in 13 of his 14 pro seasons. He played in eight NFL championship title games and seven Pro Bowls. Robustelli was named All-NFL seven times, two with the Rams and five with the Giants. Robustelli was a durable player who missed only one game in his 14-year career. He was the Giants' general manager prior to George Young. He was a 1971 Pro Football Hall of Fame inductee.

YA. TITTLE

The Giants engineered one of the best trades in their long history prior to the 1961 season when they sent guard Lou Cordileone to the San Francisco 49ers for Tittle. The then 35-year old Tittle promptly led the Giants to their 12th Eastern Division championship. Tittle played two seasons in the All-American Conference and 11 in the NFL before joining the Giants. In 1962, Tittle set an NFL record by throwing 33 touchdown passes and tied another mark with seven scoring throws in one game. Tittle had his greatest year as a pro in 1963, when he led the league in passing with 221 completions in 367 attempts for 3,145 yards. His 36 touchdown passes broke his own league mark and set a Giants record that still stands. Tittle's career totals include 2,427 completions, 33,070 yards, 242 touchdowns and 13 games with more than 300 yards passing. He was the NFL Player of the Year in 1957, when he led the 49ers to a tie for the Western Division title, and won the honor again in 1961 and 1963, as he took the Giants to Eastern championships. Tittle was named All-NFL in 1957, 1962 and 1963, and also played in six Pro Bowls. He was inducted into the Pro Football Hall of Fame in 1971.

HARRY CARSON

Carson played his entire career with the Giants from 1976-88. An inside linebacker, he was selected to play in nine Pro Bowls, including seven in a row from 1982-88. Carson led the Giants in tackles six times, was a two-time All-NFL first team selection and was the sole captain of the 1986 Super Bowl champions. Carson joined the Giants as a fourth-round draft choice from South Carolina State, where he never missed a game in four seasons, was a two-year captain and a Little All-America selection by the Associated Press. A defensive end in college, Carson successfully moved to linebacker with the Giants so quickly and so successfully that he was voted to the NFL All-Rookie team. Carson played 173 games in a Giants uniform — tying him with Keith Hamilton for seventh all-time — and he was a punishing

run defender who also intercepted 11 passes. Carson had 17 sacks, 14 fumble recoveries and seven forced fumbles. He had 25 tackles (20 solo) in a Monday night game against Green Bay in 1982 and seven tackles in the Giants' 39-20 victory over Denver in Super Bowl XXI. During his prime, Carson was the best run-stopping linebacker in the NFL. In the seven seasons from 1981 to 1987, Giants' opponents averaged only 3.59 yards per rushing attempt, a remarkable achievement for so long a period. During that period, Carson was credited with 856 tackles, including 627 unassisted tackles. He was enshrined in the Pro Football Hall of Fame in 2006.

LAWRENCE TAYLOR

Taylor joined the Giants as the second overall selection of the 1981 NFL Draft and played his entire 13-year career for the team. When Taylor retired, he was the NFL's No. 2 all-time sack leader in the NFL with 132.5. That total does not include the 9.5 he accumulated as a rookie in 1981 before the sack was an official NFL statistic. Taylor established an NFL record by appearing in 10 consecutive Pro Bowls from 1981-1990. He was named the NFL Rookie of the Year in 1981 and the NFC's Defensive Player of the Week nine times (the award was established in 1984), as well as the conference's Defensive Player of the Month twice, in October 1986 and September 1989. Taylor was a unanimous choice to the NFL's All-1980s team. He was a unanimous selection as the NFL's Most Valuable Player in 1986, when he had a career-high 20.5 sacks, 105 tackles, five passes defended and two forced fumbles. He was inducted into the Pro Football Hall of Fame in 1999.

AL BLOZIS

Al Blozis played just three seasons for the Giants, 1942-44. He immediately made a favorable impression on the team after arriving in 1942 and quickly earned a starting assignment at tackle. Blozis played in the 1944 championship game against Green Bay. Immediately after the Giants' loss to the Packers, Blozis was sent overseas to fight in World War II. An Army lieutenant, he was killed in action in France just six weeks later. The Giants retired Blozis' No. 32 jersey.

CHARLIE CONERLY

Conerly is often called the best Giants player not in the Pro Football Hall of Fame. He played his entire career with the Giants from 1948-61 and was a vital member of the 1956 NFL Championship team. Conerly was the NFL Rookie of the Year in 1948, the league's Most Valuable Player in 1959 and a Pro Bowler in 1950 and '56. Conerly ranks third in franchise history in pass attempts (2,833), fourth in completions (1,418), third in yards (19,488) and third in touchdown passes (173).

GIANTS IN THE RING OF HONOR

DICK LYNCH

Lynch was traded to the Giants by the Washington Redskins following the 1958 season for a 1960 fourth-round draft choice. He played for the Giants from 1959-66, a period in which the team played in four NFL Championship Games. Lynch played in 97 regular season games for the Giants (109 in his career) and intercepted 35 passes. In both 1961 and 1963, he led the NFL with nine interceptions. In '63, he also led the league with 251 return yards and three touchdowns. Lynch scored seven career touchdowns, four on interception returns and three on fumble returns.

Although he had a great playing career, Lynch is best known to legions of Giants fans for his 40 years as the analyst on the team's radio broadcast. His last game in the booth was the Giants' epic Super Bowl XLII victory over New England. Lynch died nine months later. "Dick was such an important part of our organization for so many years that we really considered him part of the family," John Mara said.

JOE MORRISON

Morrison was a back and an end for the Giants from 1959 through 1972. A dominant figure during his 14-year career, he totaled 2,472 rushing yards and 18 touchdowns. He also caught 395 passes — the third-highest total in franchise history — for 4,993 yards and 47 scores. A versatile player, Morrison played six different positions: fullback, halfback, flanker, tight end, split end and defensive back. Morrison's No. 40 jersey has been retired by the franchise.

PETE GOGOLAK

Gogolak played for the Giants from 1966-74 and is the highest-scoring player in the history of the franchise with 646 points — 120 more than runner-up Brad Daluiso. He also owns the franchise records for field goals (126) and extra points (268). Beyond his prowess as a kicker, Gogolak is a significant figure in the history of pro football. When he moved from the Buffalo Bills to the Giants, Gogolak became the first prominent player to leave the upstart American Football League for the NFL. Wellington Mara signed him after watching rookie Bob Timberlake miss 13 consecutive field goal attempts. Gogolak was also pro football's first soccer style kicker. Prior to Gogolak, placekickers approached the ball straight on, with the toe making first contact with the ball. Gogolak, who was born and played soccer in Hungary, approached the ball at an angle and kicked it with his instep — the style all kickers use today.

GEORGE MARTIN

Martin joined the Giants as an 11th-round draft choice in 1975, the 262nd overall pick. A long shot to survive his first

training camp, Martin stayed with the Giants for his entire 14-year career. He played in 201 regular season games to become one of just three players in team history to cross the 200-games barrier (Strahan played in 216 games and Howard Cross played in 207). Martin was a leader and catalyst on the 1986 Super Bowl champions (he sacked John Elway for a safety in Super Bowl XXI). He had a knack for making the big play, scoring six touchdowns, a record for NFL defensive linemen since broken by Miami's Jason Taylor. Martin also caught a touchdown pass when he lined up as a tight end in 1980. He is perhaps happiest that he is joining his close friend Carson in the Ring of Honor.

PHIL SIMMS

Simms was George Young's first draft choice in 1979 and he played his entire 15-year with the Giants. He overcame a series of injuries early in his career to become the most productive quarterback in team history. Simms holds the Giants career records for pass attempts (4,647), completions (2,576), yards (33,462) and touchdowns (199). He was 95-64 (.597) as a regular season starter and 6-4 in the playoffs. But Simms is best remembered for his almost flawless performance in leading the Giants to victory in Super Bowl XXI. He completed 22 of 25 passes — including all 10 of his throws in the second half — for 268 yards, three touchdowns and no interceptions in a 39-20 rout of the Denver Broncos. In one of the easiest votes in history, he was selected the game's Most Valuable Player.

MICHAEL STRAHAN

Few players in Giants history were as dependable and productive as Strahan. He seldom missed a practice and played in a franchise-record 216 regular season games. Beginning in 1996, he played in 136 consecutive games before tearing his pectoral muscle midway through the 2004 season. Strahan was selected to seven Pro Bowls, was named the 2001 NFL Defensive Player of the Year and was the Giants' Most Valuable Player that year and in 1998. He was a captain on the 2007 Super Bowl championship team. His 141.5 sacks are the highest official total in team history (Taylor had 142.0 but 9.5 as a rookie in 1981, the year before sacks became an official statistic) and the fifth-highest total in NFL history. He set the league's single-season sack record with 22.5 in 2001 and his NFL-best 18.5 sacks in 2003 made him the Giants' only two-time league leader in that category. Strahan's 868 tackles indicates he was also an excellent defender against the run.

JESSIE ARMSTEAD

Armstead, a five-time Pro Bowler, was the 207th player chosen in the 1993 draft, and the last of the Giants' seven selections (the first-round pick had been used on quarterback

GIANTS IN THE RING OF HONOR

Dave Brown in the previous year's supplemental draft). Three of the seven players taken were linebackers: Marcus Buckley (No. 66) and Tommy Thigpen (No. 123), who never did much, and Armstead, who did it all. Armstead's draft was the last that had an eighth round. He was a special teams dynamo and top-flight reserve his first three seasons before becoming the starting weakside linebacker in 1996. Armstead had a team-high 114 tackles, the first of five consecutive seasons with more than 100. The next year, he had a career-best 134 stops, was selected to his first Pro Bowl and was a catalyst as the Giants won the NFC East title. In 2000 he had one of his best seasons and the Giants routed Minnesota, 41-0, in the NFC Championship Game.

AMANI TOOMER

Toomer joined the Giants in 1996 as a second-round draft choice from Michigan and played his entire 13-year career with the team. He played in 190 regular season games, the fourth-highest total in Giants history. He also played in 11 postseason games, scoring two touchdowns in the Giants' victory over the Cowboys in a 2007 NFC Divisional Playoff Game and finishing with a team-high six receptions in the Super Bowl XLII triumph over New England. Toomer holds franchise records for catches (668), receiving yards (9,497), touchdown catches (54) and 100-yard receiving games (22). He finished his career with 82 more receptions than runner-up Barber (586) and 4,063 more yards than former record-holder Gifford (5,434). Toomer caught at least one pass in a Giants-record 98 consecutive games before the streak ended in the 2005 season opener vs. Arizona. He holds the Giants' single-season record with 1,343 receiving yards in 2002. Toomer had the three highest single-season receptions totals in team history until Steve Smith shattered his former mark of 82 with 107 catches last year. Toomer also holds the Giants' postseason records for receptions (44), yards (608) and touchdowns (seven). No one else in Giants' playoff history has more than three postseason touchdown catches. In addition, Toomer is second in Giants history with 10,924 total yards (Barber is first with 17,359). His total includes 1,060 yards on punt returns, 257 yards on kickoff returns and 110 yards rushing.

TIKI BARBER

Barber joined the Giants as a second-round draft choice in 1997. When he retired following his 10th season in 2006, his name was all over the franchise's record book. Barber owns the Giants marks for rushing attempts in a career (2,217) and in a season (357 in 2005) and rushing yards in a career (10,440), a season (1,860 in 2005) and a game (234 at Washington on Dec. 20, 2006 in his final regular season game). Barber has the top three and four of the top five single-season rushing totals in Giants history and the two highest game totals. His 38

100-yard games are twice as many as No. 2 Joe Morris and his nine 100-yard games in 2004 is another record. Barber has the longest run from scrimmage in Giants history (95 yards at Oakland on Dec. 31, 2005) and his 55 rushing touchdowns are another one of his records. Barber's 17,359 all-purpose yards give him another record. He owns the Giants' top five single-season total yardage figures. Another one of his records is 13 catches at Dallas on Jan. 2, 2000. Barber is also second in franchise history with 586 career receptions. He was selected to three Pro Bowls (2004-06).

CLASS OF 2011

ALEX WEBSTER

Webster played his entire 10-year career (1955-64) for the Giants. He played in 109 games and 47 years after his retirement, he is fourth on the Giants' career lists with 4,638 rushing yards and 1,196 carries. He also caught 240 passes for 2,679 yards and scored 56 touchdowns (39 rushing, 17 receiving). Webster was the second-leading rusher and scorer and the third-leading receiver for the 1956 NFL champion Giants. He was selected to the Pro Bowl in 1958 and 1961, when he ran for a career-high 928 yards. Webster was the Giants' head coach from 1969-73. Webster passed away on March 3, 2012, just three months after being inducted into the Ring of Honor.

BRAD VAN PELT

Van Pelt played for the Giants from 1973-83, when the team had only one winning record, but he was one of the team's very best players. Van Pelt joined Carson, Brian Kelley and later Lawrence Taylor to form the famed group of linebackers known as the "Crunch Bunch." He was selected to play in the Pro Bowl every season from 1976-80. Van Pelt played in 143 games for the Giants in four home stadiums - Yankee Stadium, Yale Bowl, Shea Stadium and Giants Stadium - and for five head coaches - Bill Arnsparger, John McVay, Ray Perkins and Bill Parcells. He had 16 interceptions for the Giants. Van Pelt died on Feb. 17, 2009.

CARL BANKS

Banks was the third overall selection of the 1984 NFL Draft and played for the Giants through the 1992 season. He was one of the premier run-stoppers of his era, a standout on the teams that won Super Bowls XXI and XXV, a Pro Bowler in 1987 and a member of the NFL 1980's All-Decade Team. Banks played in 126 regular season games and had 36.0 sacks, three interceptions and approximately 500 tackles. Banks is still closely affiliated with the Giants; since 2007, he has been an analyst on the Giants' radio broadcasts.

GIANTS IN THE RING OF HONOR

MARK BAVARO

Bavaro is one of the finest all-around tight ends in Giants history. An outstanding blocker, he is also 10th on the franchise's career list with 266 receptions and 15th with 3,722 yards. Bavaro was a starter on the Giants' 1986 and 1990 Super Bowl championship teams and a Pro Bowler in 1986 and '87. In the Giants' first Super Bowl season, Bavaro led the team with 66 catches — twice as many as any teammate — for 1,001 yards to become the only tight end in Giants history with 1,000 receiving yards in a season.

DAVE JENNINGS

Jennings is the most prolific punter in Giants history. A member of the team from 1974-84, Jennings holds the franchise records for punts (931) and yards (38,792). He was selected to play in the Pro Bowl in 1978, '79, '80 and '82. He punted a career-high 104 times in 1979, twice punted for more than 4,000 yards in a season and had a career-best 44.8-yard average in 1980.

CLASS OF 2015

CHRIS SNEE

Snee joined the Giants as a second-round draft choice in 2004 from Boston College. That preseason, he became the starter at right guard and stayed in that position for 10 years. Snee was a two-time Super Bowl champion, a four-time Pro Bowler and an All-Pro in 2010. He started all 141 regular-season games and 11 postseason games in which he played. From 2005-11, he started 101 consecutive regular-season games (plus seven postseason games) before missing a game with a concussion. Snee missed only 19 games in his 10 seasons, including 13 in 2013, his final year.

OSI UMENYIORA

Umenyiora was a member of the Giants Super Bowl XLII and XLVI championship teams. A second-round draft choice in 2003, he played 10 seasons for the Giants. Umenyiora was selected to two Pro Bowls and is fourth on the franchise's career list with 75.0 regular-season sacks. XLVI. He was the only member of the 2007 world champions to play in the Pro Bowl. That season, the Giants had an NFL-high 53 sacks, thanks largely to their three outstanding defensive ends. Umenyiora led the way with 13.0. Tuck, another two-time Pro Bowler, had 10.0, and Strahan had 9.0 in his final season. On Sept. 23, 2007, Umenyiora set the Giants' single-game franchise record with 6.0 sacks of Philadelphia's Donovan McNabb in Giants Stadium. In 10 postseason games, Umenyiora had 5.5 sacks, tying him with Tuck for fourth on that franchise list.

JOHN JOHNSON

Johnson joined the team as an athletic trainer in 1948. He retired at age 90 following the 2007 season, ending a remarkable 60-year career with the franchise. Johnson was on the Giants' sideline for 874 regular-season and 34 postseason games, and he attended thousands of practices. Johnson worked with 12 head coaches, from Steve Owen to Tom Coughlin, and helped keep the Giants running through those 908 games. Generations of players revered Johnson for his wisdom, his friendship and his unique ability to perfectly tape an ankle. Johnson passed away on Feb. 28, 2016, a month shy of his 99th birthday.

JACK LUMMUS

Lummus' entire Giants career consisted of nine games in 1941. He was a 6-3, 200-pound two-way end who that season caught one five-yard pass for a Giants team that finished 8-3 before losing to the Bears in the NFL Championship Game on Dec. 21, two weeks after the attack on Pearl Harbor. On Jan. 30, 1942, with the United States fully engaged in World War II, Lummus gave up his football career to enlist in the Marine Corps Reserves. He was killed in the Battle of Iwo Jima in 1945. He becomes the second member of the Ring of Honor who was killed in a World War II battle. Al Blozis, an Army lieutenant, lost his life in combat in France just six weeks after he played in the 1944 NFL Championship Game vs. Green Bay.

CLASS OF 2016

TOM COUGHLIN

Coughlin was the Giants' head coach from 2004-15. His signature achievements were the Giants' victories against the New England Patriots in Super Bowls XLII and XLVI. Coughlin was just the second man to coach the Giants for at least 12 seasons. Only Hall of Famer Steve Owen, who reigned for 23 full seasons from 1931-53, led the team for a longer time period. With the Giants, Coughlin was 102-90 in the regular season, and 8-3 in the postseason. The 102 victories are second in franchise history to Owen's 151. Coughlin led the Giants to three NFC East titles and five playoff berths. His eight postseason triumphs tie him with Bill Parcells for the most ever by a Giants coach. Coughlin was the team's wide receivers coach from 1988-90, a tenure that ended with the team's victory in Super Bowl XXV.

ERNIE ACCORSI

Accorsi was the Giants' general manager from 1998-2006 after serving as an assistant under George Young for four

seasons. In Accorsi's nine years as G.M., the Giants won two NFC East titles, earned four postseason berths, and advanced to Super Bowl XXXV. He was instrumental in hiring two-time Super Bowl-winning coach Tom Coughlin. Accorsi made the most significant trade in Giants history when he acquired Eli Manning in a draft day deal in 2004. Manning led the Giants to a pair of Super Bowl victories and is without peer among quarterbacks in Giants history. Accorsi also brought in several other key players to the team that won Super Bowl XLII, including Antonio Pierce, Osi Umenyiora, and Plaxico Burress.

JUSTIN TUCK

A third-round draft choice from Notre Dame in 2005, Tuck played in 127 regular-season games with 90 starts in nine Giants seasons. He was a defensive catalyst on the teams that won Super Bowl XLII and Super Bowl XLVI, a two-time Pro Bowler, and four-time team captain. Tuck was credited with more than 500 tackles. His 60.5 sacks are officially the sixth-highest total in franchise history. Tuck also played in 10 postseason games. He had 5.5 sacks, including two sacks of Tom Brady in each of the Super Bowl victories, when a dominant defensive line was one of the vital components of the Giants' success.

CLASS OF 2021

ELI MANNING

Manning played his entire career for the Giants after the San Diego Chargers selected him first overall in the 2004 NFL Draft and then traded him to the Giants. He played 16 seasons and in 248 regular season and postseason games, both franchise records. From his first start vs. Atlanta on Nov. 21, 2004 through Nov. 23, 2017, Manning started 210 consecutive regular-season games, then the second-longest streak by a quarterback in NFL history. After sitting out one game, he started the next 22 in a row, giving him 232 starts in 233 games — plus 12 postseason games. Manning never missed a game because of injury. He was the most valuable player in the Giants' victories against New England in Super Bowls XLII and XLVI. Manning was a four-time Pro Bowler. His Giants records include 8,199 passes, 4,895 completions, 57,013 passing yards, and 366 touchdowns in the regular season and 400 throws, 242 completions, 2,815 yards and 18 scores in the postseason.

GIANTS NUMBER ONE SELECTIONS

1936	Art Lewis, T	Ohio University	1981	Lawrence Taylor, LB	North Carolina
1937	Ed Wisetsh, T	Minnesota	1982	Butch Woolfolk, RB	Michigan
1938	George Karamatic, HB	Gonzaga	1983	Terry Kinard, DB	Clemson
1939	Walt Nielson, FB	Arizona	1984	Carl Banks, LB	Michigan State
1940	Grenny Lansdell, HB	Southern California	1985	George Adams, HB	Kentucky
1941	George Franck, HB	Minnesota	1986	Eric Dorsey, DE	Notre Dame
1942	Merle Hapes, HB	Mississippi	1987	Mark Ingram, WR	Michigan State
1943	Steve Filipowicz, FB	Fordham	1988	Eric Moore, T	Indiana
1944	Billy Hillenbrand, HB	Indiana	1989	Brian Williams, C	Minnesota
1945	Wesley Barbour, HB	Wake Forest	1990	Rodney Hampton, HB	Georgia
1946	George Connor, T	Notre Dame	1991	Jarrod Bunch, RB	Michigan
1947	Vic Schwall, HB	Northwestern	1992	Derek Brown, TE	Notre Dame
1948	Tony Minisi, HB	Pennsylvania	1993	Michael Strahan (2nd Rd), DE	Texas Southern
1949	Paul Page, HB	SMU	1994	Thomas Lewis, WR	Indiana
1950	Travis Tidwell, QB	Auburn	1995	Tyrone Wheatley, RB	Michigan
1951	Kyle Rote, HB	SMU	1996	Cedric Jones, DE	Oklahoma
1952	Frank Gifford, HB	Southern California	1997	Ike Hilliard, WR	Florida
1953	Bobby Marlow, HB	Alabama	1998	Shaun Williams, S	UCLA
1954	Ken Buck (2nd Round), E	Pacific	1999	Luke Petitgout, G	Notre Dame
1955	Joe Heap, HB	Notre Dame	2000	Ron Dayne, RB	Wisconsin
1956	Henry Moore, FB	Arkansas	2001	Will Allen, CB	Syracuse
1957	Sam DeLuca (2nd Round), T	South Carolina	2002	Jeremy Shockey, TE	Miami
1958	Phil King, FB	Vanderbilt	2003	William Joseph, DT	Miami
1959	Lee Grosscup, QB	Utah	2004	Philip Rivers, QB, NC State	
1960	Lou Cordileone, G	Clemson	(traded to San Diego on draft day for ELI MANNING, QB, Mississippi - in a deal that also involved draft picks.		
1961	Bruce Tarbox (2nd Round), G	Syracuse	2005	Corey Webster (2nd Rd), CB	LSU
1962	Jerry Hillebrand, LB	Colorado	2006	Mathias Kiwanuka, DE	Boston College
1963	Frank Lasky, T (2nd Round, future)	Florida	2007	Aaron Ross, CB	Texas
1964	Joe Don Looney, RB	Oklahoma	2008	Kenny Phillips, S	Miami
1965	Tucker Frederickson, RB	Auburn	2009	Hakeem Nicks, WR	North Carolina
1966	Francis Peay, T	Missouri	2010	Jason Pierre-Paul, DE	South Florida
1967	Louis Thompson (4th Round), T	Alabama	2011	Prince Amukamara, CB	Nebraska
1968	Dick Buzin (2nd Round), DT	Penn State	2012	David Wilson, RB	Virginia Tech
1969	Fred Dryer, DE	San Diego State	2013	Justin Pugh, T	Syracuse
1970	Jim Files, LB	Oklahoma	2014	Odell Beckham Jr, WR	LSU
1971	Rocky Thompson, RB	West Texas State	2015	Ereck Flowers, T	Miami (FL)
1972	Eldridge Small, DB	Texas A & I	2016	Eli Apple, CB	Ohio State
1973	Brad Van Pelt (2nd Rd), LB	Michigan State	2017	Evan Engram, TE	Mississippi
1974	John Hicks, G	Ohio State	2018	Saquon Barkley, RB	Penn State
1975	Al Simpson (2nd Rd), T	Colorado State	2019	Daniel Jones, QB	Duke
1976	Troy Archer, DT	Colorado	2020	Andrew Thomas, T	Georgia
1977	Gary Jeter, DT	Southern California	2021	Kadarius Toney, WR	Florida
1978	Gordon King, T	Stanford	2022	Kayvon Thibodeaux, OLB	Oregon
1979	Phil Simms, QB	Morehead State			
1980	Mark Haynes, DB	Colorado			

HISTORY OF GIANTS TRAINING CAMP

Quest Diagnostics Training Center	2013-Present	St. Michael's College (Winooski, VT)	1956-1957
University at Albany	2012	Willamette University (Salem, OR)	1954-1955
TIMEX Performance Center	2011	Gustavus-Adolphus	1952-1953
University at Albany	1996-2010	Saranac, New York	1950-1951
Fairleigh Dickinson University	1988-1995	Pearl River, New York	1947-1949
Pace University	1975-1987	Superior, Wisconsin	1946
Fairfield University	1974	Bear Mountain	1943-1945
Monmouth College	1972-1973	Superior, Wisconsin	1941-1942
C.W. Post	1970-1971	Blue Hills Country Club (Pearl River, NY)	1940
Fairfield University	1961-1969	Superior, Wisconsin	1939
St. Michael's College (Winooski, VT)	1959-1960	Pearl River, New York	1934-1938
Willamette University (Salem, OR)	1958	Pompton Lakes, NJ	1933

GIANTS DRAFTS SINCE 1936

(f) = Future Choice (BC) = Bonus Choice
() = Team didn't have a selection during that round

1936

1. ART LEWIS, T, Ohio 2. TUFFY LEEMANS, B, Geo. Washington 3. BUTCH LOEBS, E, Purdue 4. ROY ROSE, E, Tennessee 5. ED JONTOS, G, Syracuse 6. GUS DURNER, T, Duke 7. BOB PEEPLES, T, Marquette 8. DICK HEELIN, B, Ohio St. 9. PHIL FLANAGAN, G, Holy Cross

1937

1. ED WIDSETH, T, Minnesota 2. TARZAN WHITE, G, Alabama 3. JERRY DENNERLEIN, T, St. Mary's (Calif.) 4. WARD CUFF, B, Marquette 5. MICKEY KOBROSKY, B, Trinity (Conn.) 6. JIM FARLEY, G, VMI 7. JIM POOLE, E, Mississippi 8. GENE MEYERS, G, Kentucky 9. DWIGHT SCHEYER, T, Washington St. 10. CHUCK GELATKA, E, Mississippi St.

1938

1. GEORGE KARAMATIC, B, Gonzaga 2. FRED VANZO, B, Northwestern 3. DUTCH KONEMANN, B, Georgia Tech 4. FRANK SOUCHAK, E, Pittsburgh 5. KELLY MOAN, B, W. Virginia 6. TED DOYLE, T, Nebraska 7. JOHN MELLUS, T, Villanova 8. BOB GRIMSTEAD, T, Washington St. 9. DOUG OLDERSHAW, G, Cal.-Santa Barbara 10. ELMORE HACKNEY, B, Duke

1939

1. WALT NIELSEN, B, Arizona 2. JOHN CHICKERNEO, B, Pittsburgh 3. DON WILLIS, B, Clemson 4. JERRY GINNEY, G, Santa Clara 5. LLOYD WOODALL, C, Arkansas 6. PETE ZAGAR, T, Stanford 7. BOB MILLS, T, Nebraska 8. TOM ROBERTS, T, DePaul 9. MERL MILLER, B, Washington 10. BRUNO SCHROEDER, E, Texas A&M 11. SAM ALLIS, B, Centenary 12. GEORGE WATSON, B, N. Carolina 13. GIL DUGGAN, T, Oklahoma 14. TED PANISH, B, Bradley 15. JACK SANDERS, T, SMU 16. WILL DOLMAN, E, California 17. BILL PAULMAN, B, Stanford 18. LYLE SMITH, G, Tulane 19. MARIO TONELLI, B, Notre Dame 20. JACK RHODES, G, Texas

1940

1. GRANVILLE LANSDELL, B, USC 2. JOHN McLAUGHRAY, B, Brown 3. CARL TOMASELLI, E, Scranton 4. LOU SMITH, B, California 5. REX WILLIAMS, C, Texas Tech 6. WIN PEDERSON, T, Minnesota 7. DOM PRINCIPE, B, Fordham 8. EARL CLARK, B, TCU 9. JOHN MCKIBBEN, E, Tulsa 10. ED McGEE, G, Temple 11. JOE PAYNE, G, Clemson 12. BOB SMITH, B, Oregon 13. OTHEL TURNER, T, Tulsa 14. NED SWAN, C, Drake 15. JOHN ROGALIA, B, Scranton 16. BENNETT EDWARDS, T, Baylor 17. CECIL WALDEN, G, Oregon 18. JOHN SULLIVAN, E, San Francisco 19. WEENIE BARNUM, B, Centenary 20. MYRON CLAXTON, T, Whittier

1941

1. GEORGE FRANCK, B, Minnesota 2. FRANKIE REAGAN, B, Pennsylvania 3. LEN ESHMONT, B, Fordham 4. LOU DEFILIPPPO, C, Fordham 5. DON VOSBERG, E, Marquette 6. LEN YOUNCE, G, Oregon St. 7. BEN SOHN, G, USC 8. WALT MATUSZCZAK, B, Cornell 9. BOBBY PEOPLES, B, USC 10. ANDY MAREFOS, B, St. Mary's (Calif.) 11. CASS BROVARNEY, G, Detroit 12. ARNIE MOORE, E, Mississippi St. 13. JOHNNY BLACK, B, Arizona 14. WILSON LUCAS, E, Baylor 15. JACK ANDERSON, T, Baylor 16. DAVE

ALLERDICE, B, Princeton 17. CHUCK PETERS, B, Penn St. 18. EARL STONE, C, Washington 19. JACK DUNGAN, T, Arizona 20. TED FISHER, E, Carnegie-Mellon

1942

1. MERLE HAPES, B, Mississippi 2. BOB SWEIGER, B, Minnesota 3. AL BLOZIS, T, Georgetown 4. BOB GLASS, B, Tulane 5. TOMMY PROTHRO, B, Duke 6. TOM KEARNS, T, Miami 7. BOB MERKER, E, Millikin 8. MIKE KOPCIC, E, Georgetown 9. JOHN SOLIC, C, St. Francis (N.Y.) 10. LEN KROUSE, B, Penn St. 11. BOB BARNETT, C, Duke 12. PETE LAYDEN, B, Texas 13. BUDDY JUNGMICHEL, G, Texas 14. KEITH DOGGERT, T, Wichita St. 15. VERNE MILLER, T, Harvard 16. JOHN HOVIOUS, B, Mississippi 17. OWEN PRICE, B, Texas-El Paso 18. ADAM KRETOWICZ, E, Holy Cross 19. JIM BLUMENSTOCK, B, Fordham 20. MILT HULL, T, Florida

1943

1. STEVE FILIPOWICZ, B, Fordham 2. DEWEY PROCTOR, B, Furman 3. VAL CULWELL, G, Orgeon 4. JIM REYNOLDS, B, Auburn 5. LOU PALAZZI, C, Penn St. 6. LARRY VISNIC, G, Benedictine 7. DOYLE CARAWAY, G, Texas Tech 8. BILL PICCOLO, C, Canisius 9. GLENN KNOX, E, William & Mary 10. WALT DOMINA, B, Norwich 11. DON McCAFFERTY, T, Ohio St. 12. JAY STOVES, B, Washington St. 13. HOWARD CURRIE, T, Geneva 14. N.A. KEITHLEY, B, Tulsa 15. JACK LISTER, E, Missouri 16. DWIGHT HOLSHAUSER, B, Catawba 17. JIM LUSHINE, T, Minnesota 18. VETO BERLLUS, E, Idaho 19. FRED MARSHALL, G, N. Carolina 20. JOHN KORCZOWSKI, B, William & Mary 21. GENE HOEMAN, E, Oklahoma St. 22. KEITH BEEBE, B, Occidental 23. DAVE BROWN, B, Alabama 24. MAURICE HAIL, G, Tulsa 25. ED McNAMARA, T, Holy Cross 26. DICK DRAKE, T, Ohio Wesleyan 27. STAN RITINSKI, E, Fordham 28. CLARK MOLLENHOFF, T, Drake 29. VERLIN ADAMS, G, Morris Harvey 30. BOB BRUNDAGE, B, Penn

1944

1. BILLY HILLENBRAND, B, Indiana 2. LAMAR BLOUNT, B, Mississippi St. 3. CLYDE FLOWERS, T, TCU 4. HERB KANE, T, E. Central (Okla.) 5. VIC MAITLAND, T, Hobart 6. JACK OKLAND, T, Utah St. 7. HERM FRICKEY, B, Minnesota 8. ROY CLAY, B, Colorado St. 9. JOHNNY SANCHEZ, T, San Francisco 10. ERNIE BEAMER, E, Duke 11. CARL GRATE, G, Georgia 12. TOMMY MONT, B, Maryland 13. RAY POOLE, E, Mississippi 14. ELBERT CORLEY, C, Mississippi St. 15. OLLIE POOLE, E, Mississippi 16. RALPH ELLSWORTH, B, Texas 17. ED SCHNEIDER, T, Washburn 18. MARCEL GRES, T, Texas 19. NEIL BROOKS, B, Washington 20. PETE KANE, B, Geneva 21. KIT KITTRELL, B, Baylor 22. ROY RENFRO, G, Fresno St. 23. JOHN DUBZINSKI, G, Boston Col. 24. HOWARD BEYER, C, Michigan St. 25. BEN BABULA, B, Fordham 26. TED FITANIDES, B, New Hampshire 27. ANDY BIRES, E, Alabama 28. TOM ROCK, E, Columbia 29. WALT CYHEL, T, Creighton 30. FRANCIS NELSON, B, Baylor

1945

1. ELMER BARBOUR, B, Wake Forest 2. GORDON APPLEBY, C, Ohio St. 3. ED CASTLEBERRY, B, W. Texas St. 4. BARNEY POOLE, E, Mississippi/Army 5. JACK MEAD, E, Wisconsin 6. NICK VODICK, B, Northwestern 7. JOHN RUDAN, B, Marquette 8. VIC SMITH, B, UCLA 9.

GIANTS DRAFTS SINCE 1936

JIM YOUNG, T, Arkansas 10. BILLY BEVIS, B, Tennessee 11. BOB BOOZER, T, Arkansas 12. STAN RHOADES, B, Mississippi St. 13. JACK WINK, B, Wisconsin 14. JIM LITTLE, T, Kentucky 15. BOB JABBUSCH, G, Ohio St. 16. BILL BYRD, C, Maryland 17. GLENN MORRIS, T, Texas 18. PETE DAVIS, B, Santa Clara 19. SAM VACANTI, B, Iowa 20. VERN OLIVER, C, Washington St. 21. JIM CHADWELL, T, Tennessee 22. VINCE MROZ, E, Michigan St. 23. GEORGE KITA, B, Drake 24. DOUG GRAHAM, T, Stanford 25. JACK DILLON, E, Texas Tech 26. CHARLEY J'ANTHONY, B, Brown 27. RAY PIPKIN, B, Arkansas 28. JOE WOLF, C, USC 29. TOM BRODERICK, T, Utah 30. JOHN STAPLES, G, Alabama

1946

1. GEORGE CONNOR, T, Notre Dame 2. ELMER JONES, G, Wake Forest 3. HOSEA RODGERS, B, N. Carolina 4. PAUL DUKE, C, Georgia Tech 5. PETE STOUT, B, TCU 6. JIM LALIKOS, T, Brown 7. JIM PLYLER, T, Texas 8. GENE ROBERTS, B, Tenn.-Chattanooga 9. MIKE HARRIS, G, Mississippi St. 10. WALT CLAY, B, Colorado 11. WARREN AMLING, G, Ohio St. 12. AL BUSH, T, Duke 13. BOB REIMAN, B, Oregon St. 14. BOB HAZELHURST, B, Denver 15. STAN STAPLEY, T, Utah 16. NICK TERLIZZI, T, Alabama 17. RAY JUSTAK, G, Northwestern 18. BOB MORRIS, B, USC 19. TOM LOFLIN, E, LSU 20. DICK KELLY, B, Minnesota 21. MEL PATTON, B, Santa Clara 22. BILL STIERS, B, UCLA 23. VERNON HARE, B, Santa Clara 24. NEIL SCULLY, B, Dayton 25. GEORGE MILLER, T, Denver 26. BARNEY WHITE, E, Tulsa 27. BUTCH KALENS, G, Illinois 28. CHARLIE ELLIS, B, Virginia 29. STEVE LUCAS, E, Duke 30. BILL VORIS, B, N. Carolina

1947

1. VIC SCHWALL, B, Northwestern 2. JOHN CANNADY, C, Indiana 3. NELSON GREENE, T, Tulsa 4. BOB DAVIS, T, Georgia Tech 5. DUKE IVERSON, B, Oregon 6. FRANK MUELHEUSER, B, Colgate 7. JOHN NOTIVSKY, T, Oklahoma City 8. FRED MULLIS, B, Tenn.-Chattanooga 9. HUNCHY HOERNSCHEMEYER, B, Indiana 10. HARDY BROWN, B, Tulsa 11. BILL HACHTEN, G, Stanford 12. HERSCHEL FUSON, G, Army 13. JOHN FALLON, T, Notre Dame 14. BOB ORLANDO, G, Colgate 15. FRANK PULLATIE, B, SMU 16. DICK BRINKLEY, B, Wake Forest 17. FRANK GUESS, B, Texas 18. TOM LANDRY (f), B, Texas 19. JOE PONSETTO, B, Michigan 20. ART DONOVAN, T, Boston Col. 21. HAL SCHOENER, E, Iowa 22. BILL MOLL, B, Connecticut 23. DICK THOMAS, G, S. Mississippi 24. RALPH STEWART, C, Notre Dame 25. GEORGE BIBIGHAUS, E, Muhlenberg

1948

1. SKIPPY MINISI, B, Penn/Navy 2. JOE SCOTT, B, San Francisco 3. Choice to Boston 4. BRUCE GEHRKE, E, Columbia 5. JOHNNY WOLOSKY, C, Penn St. 6. BILL ERICKSON, T, Mississippi 7A. BOB PFOHL, B, Purdue 7B. KEN WILTGEN, E, Northwestern (choice from Green Bay) 7C. ED ROYSTON, G, Wake Forest (choice from Chicago Cards) 8A. RALPH HUTCHINSON, T, Tenn.-Chattanooga 8B. RAY COATES, B, LSU (choice from Detroit) 9. DICK OTTELLE, B, Washington 10. STAN MAGDZIAK, B, William & Mary 11. PETE LANZI, E, Youngstown St. 12A. LEN MODZELESKI, E, Fordham 12B. JIM BRIESKE, C, Michigan (choice from Detroit) 13. BOB HATCH, B, Boston U. 14. JOHN HANSEL, G, Guilford 15. DAN GARZA, E, Oregon

16. DAN YOVETICH, E, Montana St. 17. JOE GROTHUS, G, Iowa 18. GEORGE MATHEWS, B, Georgia Tech 19. DON ETTINGER, G, Kansas 20. FRANK WILLIAMS, B, Utah St. 21. DICK WOODARD, C, Iowa 22. GEORGE KISIDAY, T, Columbia 23. THERON ROBERTS, G, Arkansas 24. WALT McCORMICK, C, USC 25. DICK WILKINS, E, Oregon 26. VINCE MAROTTA, B, Mount Union 27. TOM SALISBURY, T, Clemson 28. ROY LILJA, C, Colorado Col. 29. BOBBY GREENHALGH, B, San Francisco 30. ED KELLEY, T, Texas

1949

1. PAUL PAGE, B, SMU 2. AL DeROGATIS, T, Duke 3. BILL OLSON, B, Columbia 4. BILL KAY, T, Iowa 5. J.J. CHEEK, G, Oklahoma St. 6. ABE GIBRON, G, Purdue 7. FRANK LoVUOLO, E, St. Bonaventure 8. JOHN SALSCHNEIDER, B, St. Thomas 9. JOE SOBOLESKI, G, Michigan 10. GENE ROSSIDES, B, Columbia 11. DICK HENSLEY, E, Kentucky 12. GEORGE SUNDHEIM, B, Northwestern 13. BILL AUSTIN, T, Oregon St. 14. NORB ADAMS, B, Purdue 15. RALPH PICKELSIMER, C, Otterbein 16. JERRY MORRICAL, T, Indiana 17. WALLY TENIGA, B, Michigan 18. DICK NUTT, B, N. Texas St. 19. KEN McCALL, B, Georgia 20. PAT O'SULLIVAN, C, Alabama 21. A.D. CATE, G, N. Texas St. 22. TOM FETZER, B, Wake Forest 23. CLETE FISCHER, B, Nebraska 24. DON McAULIFFE, B, Notre Dame 25A. GENE DEGYANSKI, E, Baldwin-Wallace 25B. RALPH DORAN, B, (choice from Chicago Cards)

1950

1. TRAVIS TIDWELL, QB, Auburn 2. EDDIE PRICE, B, Tulane 3. RANDY CLAY, B, Texas 4. PORTER PAYNE, G, Georgia 5. FORREST GRIFFITH, B, Kansas 6. Choice to Chicago Cards 7. Choice to Chicago Cards 8. EBERT VAN BUREN, B, LSU 9. VINCE CISTERNA, E, N. Arizona 10. BOB WILKINSON, (f), E, UCLA 11. Choice to Los Angeles 12. RAY WIETECH, C, Northwestern 13. JOE KELLY, C, Wisconsin 14. GENE FRITZ, T, Minnesota 15. BILL ROBERSON, T, Stephen F. Austin 16. BOB JACKSON, B, N. Carolina A&T 17. STEVE HATFIELD, B, Shippensburg 18. GEORGE ROMAN, T, Case Western Res. 19. FRITZ BARZILAUSSKAS, G, Yale 20. JOE TANGARO, T, Utah 21. BILL STRIBLING, (f), E, Mississippi 22. BOB DeMOSS, B, Purdue 23. WARREN DAVIS, C, Colgate 24. TOM FINNIN, T, Detroit 25. KEN BEIERSDORF, B, Minnesota 26. CARL COPP, T, Vanderbilt 27. ART SWEET, B, Baylor 28. DON McAULIFFE, (f), B, Michigan 29. MIKE BOYDA, B, Washington & Lee 30. HAMPTON TANNER, T, Georgia

1951

BC KYLE ROTE, B, SMU 1. JIM SPAVITAL, B, Oklahoma St. 2. RAY KROUSE, T, Maryland 3. SONNY GRANDELIUS, B, Michigan St. 4. Choice to Chicago Bears 5. JACK STROUD, T, Tennessee 6. HERB HANNAH, T, Alabama 7. JOEL WILLIAMS, C, Texas 8. FRED BENNERS, (f), B, SMU 9. HOLLAND DONAN, T, Princeton 10. EARL MURRAY, G, Purdue 11. REDS BAGNELL, B, Penn 12. BOB HUDSON, E, Clemson 13. PAUL DOUGLASS, B, Illinois 14. PAT FLANAGAN, T, Marquette 15. GENE YVUKAL, T, Texas 16. ALAN PFEIFER, E, Fordham 17. BUD SHERRD, E, Tennessee 18. CARL SMITH, B, Miami 19. BILLY CONN, B, Auburn 20. BILL ALBRIGHT, T, Wisconsin 21. BERNIE LEMONICK, G, Penn 22. WALDO BINKLEY, T, Austin Peay 23. DICK YELVINGTON, T, Georgia 24. DICK KUH,

GIANTS DRAFTS SINCE 1936

G, Michigan St. 25. CHET LAGOD, T, Tenn.-Chattanooga 26. QUINCY ARMSTRONG, C, N. Texas St. 27. CHARLEY HUBBARD, E, Morris Harvey 28. HAL QUINN, G, SMU 29. JOHN CONSIDINE, T, Purdue

1952

1. FRANK GIFFORD, B, USC 2. RAY BECK, G, Georgia Tech 3. DON HEINRICH, (f), QB, Washington 4A. MERWIN HODEL, B, Colorado (choice from Texas) 4B. DON MENASCO, E, Texas 5. BOB PATTON, T, Clemson 6. JIM MacKENZIE, T, Kentucky 7. VAL JOE WALKER, (f), B, SMU 8. BILLY SHIPP, (f), T, Alabama 9. JOHN KASTAN, B, Boston U. 10. PAT KNIGHT, E, SMU 11. CHARLIE HARRIS, C, California 12. DICK OCHOA, B, Texas 13. PAT BRADY, B, Nev.-Reno 14. HAL MITCHELL, T, UCLA 15. PAUL BISCHOFF, E, W. Virginia 16. PAUL BURNS, G, Notre Dame 17. BOB KARPE, T, California 18. GENE LITTLE, G, Rice 19. FRANK CAHILL, E, N. Illinois 20. REX BOGGAN, (f), T, Mississippi 21. JIM CREAMER, C, Michigan St. 22. BOB RALEY, B, Texas 23. BOB BICKEL, B, Duke 24. WES MITCHELL, E, Pacific 25. BILL KELLEY, C, Pacific 26. TOM LAVERY, E, Boston U. 27. DUANE MORRISON, B, Arizona St. 28. ALTON PATTERSON, T, McMurry 29. JIM DILLON, B, California 30. JOE ARNOLD, G, Texas

1953

1. BOBBY MARLOW, B, Alabama 2. EDDIE CROWDER, QB, Oklahoma 3. CAL ROBERTS, T, Gustavus Adolphus 4. EVERETT DOUGLAS, T, Florida 5. BUFORD LONG, B, Florida. 6. BOB PEVIANI, G, USC 7. DON BRANBY, E, Colorado 8. DON BECK, B, Notre Dame/Army 9. JIM GRAY, B, Panola J.C. 10A. DARROW COOPER, E, Texas A&M (choice from Washington) 10B. CHARLIE MALOY, QB, Holy Cross 11. JIM RUEHL, C, Ohio St. 12. JOE MATESIC, T, Arizona St. 13. JACK McSHULSKI, E, Kansas St./Army 14. J.J. HALL, B, Florida 15. DICK BOWMAN, G, Oklahoma 16. BILL SKYINSKUS, G, Syracuse 17. DON RHODEN, C, Rice 18. PHIL SUWALL, B, W. Maryland 19. HAL LEHMAN, T, S. Mississippi 20. DICK CHRISTIANSEN, E, Arizona 21. GENE BULLARD, T, Louisiana Col. 22. MIKE KELLEY, E, Florida 23. TED KUKOWSKI, C, Syracuse/Navv 24. CHARLEY KUBES, G, Minnesota 25. DAN DRAKE, B, Rice 26. BILL WETZEL, B, Syracuse 27. ROSIE BROWN, T, Morgan St. 28. JOE RAMONA, G, Santa Clara 29. BOB GRIFFIS, G, Furman 30. STAVROS CANAKES, G, Minnesota

1954

1. Choice to Green Bay 2. KEN BUCK, E, Pacific 3. CLYDE BENNETT, E, S. Carolina 4. DICK NOLAN, B, Maryland 5. EARL PUTNAM, T, Arizona St. 6. GEORGE JACOBY, T, Ohio St. 7. WAYNE BERRY, B, Washington St. 8. RALPH STARKEY, T, W. Virginia 9. PETE O'GARRA, E, UCLA 10. JOHN STEINBERG, E, Stanford 11. TOM FITZPATRICK, G, Villanova 12. WENDELL GULSETH, T, Wisconsin 13. BOB TOPP, E, Michigan 14. BOBBY EPPS, B, Pittsburgh 15. JIM SWAN, G, Denver 16. GEORGE RICE, B, Iowa 17. JACKIE PARKER, B, Mississippi St. 18. CRAWFORD MIMS, G, Mississippi 19. BOB KING, G, S. Carolina 20. GENE SNIPES, E, Austin 21. REX CORLESS, B, Michigan St. 22. JOE COLLIER, E, Northwestern 23. PETE MANGUM, B, Mississippi 24. BILL HARRIS, T, LSU 25. BILL BAKER, B, Washburn 26. GEORGE VANZANDT, B, Long Beach C.C. 27. BOB CLATTERBUCK, B, Houston 28. JIM PARTRIDGE, B, Tulane 29. BILL MOTE, T, Florida St. 30. JIM GIBSON, T, USC

1955

1. JOE HEAP, B, Notre Dame 2. Choice to Los Angeles 3A. ROSEY GRIER, T, Penn St. (Choice from Los Angeles) 3B Choice to Chicago Cards 4. Choice to Baltimore 5. MEL TRIPLETT, B, Toledo 6. RON LOCKLIN, E, Wisconsin 7. Choice to Washington 8. JIMMY PATTON, B, Mississippi 9. Choice to Baltimore 10. LEA PASLAY, B, Mississippi 11. BILL HILLEN, E, W. Virginia 12. HANK BURNINE, (f), E, Missouri 13. JOHN DAMORE, C, Northwestern 14. ELWOOD KETTLER, B, Texas A&M 15. ED STOWERS, E, Wake Forest 16. DAVE KRAGTHROPE, G, Utah St. 17. BOB BILLS, B, BYU 18. JOE STOUT, B, Temple 19. JOHN JACOBS, E, Colby 20. Choice to Green Bay 21. GARY DILBY, C, LSU 22. AL DOGGETT, B, LSU 23. JERRY CALLAHAN, B, Colorado St. 24. MATT VUJEVICH, B, San Jose St. 25. KEN DEMENT, T, SE Missouri St. 26. ABE COHEN, G, Tenn.-Chattanooga 27. PAUL BLANDA, B, Pittsburgh 28. AL CROW, T, William & Mary 29. HAROLD JACKSON, B, Southern 30. BILL POOLE, B, Oregon

1956

1. Choice to Los Angeles 2. HENRY MOORE, B, Arkansas 3. SAM HUFF, T, W. Virginia 4. JIM KATCAVAGE, E, Dayton 5. DON CHANDLER, B, Florida 6. FRED CASON, B, Florida 7. RON NERY, T, Kansas St. 8. DON HOLLEDER, E, Army 9. KEN BRADEN, C, E. Texas St. 10. JOHNNY HERMANN, B, UCLA 11. DICK MOLONEY, B, Kentucky 12. Choice to Washington 13. EDDIE CRAWFORD, (f), B, Mississippi 14. JOHN McMULLAN, G, Notre Dame 15. RON MELNIK, T, Army 16. AL PORTNEY, T, Missouri 17. TOM MOONEY, T, Miami (Ohio) 18. MATT BOONE, B, N. Carolina Cen. 19. RAY DETRING, B, Missouri 20. MIKE FALLS, G, Minnesota 21. DON McCOMB, E, Villanova 22. JERRY HARKRADER, B, Ohio St. 23. BOB McCOOL, B, Mississippi 24. GERRY HUTH, G, Wake Forest 25. HARRY SPEERS, B, Florida 26. BEV BULLER, B, Kansas 27. GERRY NESBITT, B, Arkansas 28. BILL FULLER, T, Arkansas 29. JIM NELSON, G, Duke 30. WAYNE WILLIAMS, E, E. Illinois

1957

1. Choice to Los Angeles 2. SAM DeLUCA, T, S. Carolina 3. DENNIS MENDYK, B, Michigan St. 4. Choice to Los Angeles 5. LARRY WESLEY, T, Florida 6. BOB HOBERT, T, Minnesota 7. CHUCK CURTIS, QB, TCU 8. JOHN BOOKMAN, B, Florida 9. DON MAYNARD, B, Texas-El Paso 10. GORDON MASSA, C, Holy Cross 11. PAT BURKE, G, Michigan St. 12. Choice to Green Bay 13. RON BENNETT, E, Mississippi St. 14. DEAN HESSE, T, E. Texas St. 15. JULIUS DERRICK, E, S. Carolina 16. LOU DEUTSCHMANN, B, LSU 17. JERRY STONE, C, Mississippi 18. JIM EATON, E, Florida 19. RONNIE MORRIS, B, Tulsa 20. LANEAIR ROBERTS, E, Georgia 21. JOE SMALTZ, B, John Carroll 22. JIM NEIMANN, B, Cincinnati 23. JACK HEALEY, B, Maryland 24. DON HICKS, T, Florida 25. JERRY GOEBEL, C, Michigan 26. EMMETT ZALENKA, G, Tulane 27. CARL BRAWLEY, T, Sul Ross 28. CORKY GAINES, G, S. Carolina 29. MIKE BOWMAN, G, Princeton 30. DON GEST, E, Washington St.

1958

1. PHIL KING, B, Vanderbilt 2. FRANK YOUSO, T, Minnesota 3. Choice to Green Bay 4. DONNIE CARAWAY, B, Houston 5A. DICK DAY, T, Washington 5B. BOBBY JOE CONRAD, B, Texas A&M (choice from Baltimore) 6.

GIANTS DRAFTS SINCE 1936

BILLY LOTT, B, Mississippi 7. VERNON VAUGHN, E, Md.-E. Shore 8. DON SUTHERIN, B, Ohio St. 9. RON KISSALL, T, Pittsburgh 10. HERB DRUMMOND, B, Central St. (Ohio) 11. SID WILLIAMS, B, Wisconsin 12. GERRY HERSHEY, T, Syracuse 13A. GEORGE KURKER, T, Tufts (choice from Chicago Bears) 13B. DON HERNDON, B, Tampa 14. C.R. ROBERTS, B, USC 15. NORM SIXTA, T, Minnesota 16. JOHN WEST, T, Mississippi 17. JACK HARRISON, C, Duke 18. DICK FUSCO, T, Middlebury 19. ERNIE JACKSON, B, Syracuse 20. JOE CLEMENTS, B, Texas 21. CHARLIE HANSEN, C, Tulane 22. CLEVE WESTER, T, Auburn 23. BILLY HURST, B, Mississippi 24. MAX BROD, B, Texas Tech 25. WAYNE HAENSEL, T, S. Dakota 26. DAVE BURKHOLDER, G, Minnesota 27. DICK BRONSON, T, USC 28. BOB WATTERS, E, Lincoln (Mo.) 29. LOU PITNEY, C, New Haven 30. BILLY LUMPKIN, E, No. Alabama

1959

1. LEE GROSSCUP, QB, Utah 2. BUDDY DIAL, E, Rice 3. JOE MORRISON, B, Cincinnati 4. Choice to Detroit 5. ELLISON KELLY, G, Michigan St. 6. Choice to Cleveland 7. Choice to Green Bay 8. Choice to Chicago Bears 9. JACK DELVEAUX, B, Illinois 10. BOB PEPE, E, N. Carolina St. 11. BOB SAWYER, B, Wyoming 12. CHARLIE FLOWERS, B, Mississippi 13. JOHN KOMPARA, T, S. Carolina 14. ROGER ELLIS, C, Maine 15. BOB BERICCH, B, Michigan St. 16. BOB SOLTIS, B, Minnesota 17. GOOSE GONSOLIN, E, Baylor 18. AL ECUYER, G, Notre Dame 19. GEORGE SCOTT, B, Miami (Ohio) 20. JERRY SHETLER, G, Minnesota 21. FRED SWEARINGEN, G, N. Carolina 22. GALE GIBSON, E, Iowa St. 23. FRANK KREMBLAS, QB, Ohio St. 24. CHARLEY JAMES, B, Missouri 25. LOU REALE, C, Buffalo 26. FRANK DORETTI, C, California 27. JOE BISCAHA, E, Richmond 28. DOLPHIUS WILLIAMS, T, Morgan St. 29. HENRY CHRISTOPHER, E, SMU 30. DAVE SINGTON, T, Alabama

1960 (Drafted 11th)

1. LOU CORDILEONE, T, Clemson 2. Choice to Baltimore 3. JIM LEO, DE, Cincinnati 4. Choice to Washington 5. Choice to St. Louis 6. GEORGE BLAIR, B, Mississippi 7. BOB YATES, T, Syracuse 8. FRED HAGEMAN, C, Kansas 9. BOB ANDERSON, HB, Army 10. BOB SIMMS, E, Rutgers 11. DALE REMS, T, Purdue 12. PETE HALL, QB, Marquette 13. JAMES VARNADO, FB, Southern 14. DOUG CLINE, FB, Clemson 15. WALTER BEACH, HB, Cen. Michigan 16. BILL BECK, T, Gustavus Adolphus 17. DAVID BAKER, E, Syracuse 18. TONY POLYCHRONIS, T, Utah 19. JIM WEBSTER, HB, Marquette 20. BILL GORMAN, T, McMurry

1961 (Drafted 11th)

1. Choice to Baltimore 2. (A) BOBBY GAITERS, HB, New Mexico St. (Choice from Washington) 3. (B) BRUCE TARBOX, G, Syracuse 3. Choice to Washington 4. (A) BEN DAVIDSON, DT, Washington (Choice from Los Angeles) 4. (B) Choice to Philadelphia 5. JERRY DANIELS, E, Mississippi 6. GREG LARSON, T-C, Minnesota 7. JIMMY COLLIER (f), E, Arkansas 8. ALLEN GREEN, C, Mississippi 9. MOSES GRAY, T, Indiana 10. GLEN KNIGHT, E, Shaw 11. ROBERT BENTON, T, Mississippi 12. JACK MOYNIHAN, QB, Holy Cross 15. JERRY FIELDS, HB, Ohio St. 14. EUGENE WHITE, B, Florida A&M 15. CODY BINKLEY (f), C, Vanderbilt 16. BERNIE VISHNESKI, DT, VPI 17. SYLVESTER

COOPER, DT, Bakersfield JC 18. KEN DesMARAI, C, Holy Cross 19. BOB REUBLIN, FB, Bowling Green 20. DON MCKETA, B, Washington

1962 (Drafted 13th)

1. JERRY HILLEBRAND, LB, Colorado 2. BOB BILL, T, Notre Dame 3. Choice to Green Bay 4. GYNN GRIFFING (f), QB, Mississippi 5. (A) BOOKIE BOLIN (f), G, Mississippi (Choice from Minnesota) 5. (B) CURTIS MIRANDA, LB, Florida A&M, (Choice from Los Angeles) 5. (C) Choice to St. Louis 6. (A) BILL TRIPLETT, RB, Miami (Ohio) (Choice from Los Angeles) 6. (B) Choice to Dallas 7. KEN BYERS, DT, Cincinnati 8. Choice to Chicago 9. REED BOHOVICH, T, Lehigh 10. J.R. WILLIAMS (f), C, Fresno St. 11. DAVE BISHOP, LB, Connecticut 12. AL GURSKY (f), HB, Penn St. 13. BILLY JOE BOOTH, T, LSU 14. GREG MATHER, E-K, Navy 15. JOE TAYLOR, HB, N. Carolina A&T 16. ROGER JOHNSON, HB, Oregon St. 17. KEN SCHAFER, T, Marquette 18. BILL WINTER, LB, St. Olaf 19. ROBERT STEM, C, Syracuse 20. JIM MOSS, T, S. Carolina

1963 (Drafted 13th)

1. Choice to St. Louis 2. FRANK LASKY (f), T, Florida 3. DICK SKELLY, RB, Florida 4. Choice to Green Bay 5. (A) DAVID HILL, T, Auburn (Choice from Dallas) 5. (B) LOU SLABY, LB, Pittsburgh 6. ROBERT PETRICH, T, W. Texas St. 7. (A) DAVID HOPPMAN, RB, Iowa St. (Choice from Minnesota) 7. BURT PETKUS, G, Northwestern 8. DAVE HERMAN (f), G, Michigan St. 9. BOB TAYLOR, DE, Maryland St. 10. MIKE TALIAFERRO (f), QB, Illinois 11. DON MCKINNON, C, Dartmouth 12. ED ADAMCHIK (f), G, Pittsburgh 13. JIM MOSS, RB, W. Virginia 14. JOE WILLIAMS, RB, Iowa 15. LANE HOWELL, T, Grambling 16. CHARLIE KILLET (f), RB, Memphis St. 17. ROBERT McADAMS, T, N. Carolina Col. 18. WILLIAM PASHE, RB, Geo. Washington 19. BUCK BUCHANAN, DE, Grambling 20. HOMER JONES, E, Texas Southern

1964 (Drafted 13th)

1. JOE DON LOONEY, RB, Oklahoma 2. STEVE THURLOW, HB, Stanford 3. Choice to Green Bay 4. (A) Choice to Minnesota 4. (B) MATT SNELL, FB, Ohio St. (Choice from Los Angeles) 4. (C) GEORGE SEALS, DE, Missouri (Choice from St. Louis) 5. TONY DIMIDIO, DT, W. Chester St. 6. HENRY SCHICHTLE, QB, Wichita 7. ROGER ANDERSON, DT, Virginia Union 8. (A) GARY WOOD, QB, Cornell 8. (B) RAY POPP (f), G, Pittsburgh (Choice from Philadelphia) 9. MICKEY BITSKO, LB, Dayton 10. JAMES MORAN, DT, Idaho 11. GLEN CONDREN (f), DE, Oklahoma 12. JIM McNAUGHTON, E, Utah St. 13. JOHN DEIBERT (f), T, Penn St. 14. WILLIAM HARRIS, HB, Colorado 15. CHUCK HINTON (f), C, Mississippi 16. WYNN LEMBRIGHT, T, Toledo 17. DAVE HUMENIK (f), T, Notre Dame 18. JAMES D. GARRETT, HB, Grambling 19. FRANK KINARD (f), HB, Mississippi 20. TONY GIBBONS, T, John Carroll

1965 (Drafted 1st)

1. TUCKER FREDERICKSON, FB, Auburn 2. Choice to Minnesota 3. (A) Choice to San Francisco 3. (B) CHUCK MERCEIN, FB, Yale (Choice from Pittsburgh) 3. (C) BOB TIMBERLAKE, QB, Michigan (Choice from Dallas through Green Bay) 4. HENRY CARR, DB, Arizona St. 5. (A) Choice to Detroit 5. (B) FRANK LAMBERT, P, Mississippi (Choice from

GIANTS DRAFTS SINCE 1936

Washington) 6. Choice to Baltimore 7. Choice to Green Bay 8. WILLIE WILLIAMS, DB, Grambling 9. JONN FRICK, DE, Ohio 10. BEN CRENSHAW, DB, Jackson St. 11. ERNIE KOY, RB, Texas 12. JIM CARROLL, LB, Notre Dame 13. CARL LOCKHART, DB, N. Texas St. 14. OLEN UNDERWOOD, LB, Texas 15. MIKE GIER, G, USC 16. THOMAS GOOD (f), B, Marshall 17. DAVE POWLESS, T, Illinois 18. MIKE CICCOLELLO (f), LB, Dayton 19. SMITH REED, HB, Alcorn A&M 20. JOHN TOROK, QB, Arizona St.

1966 (Drafted alternately 8-7-9)

1. FRANCIS PEAY, T, Missouri 2. DON DAVIS, DT, Los Angeles St. 3. TOM FISHER (f), LB, Tennessee 4. Choice to Detroit 5. BILL BRIGGS, DE, Iowa 6. Choice to Cleveland 7. PHIL HARRIS, HB, Texas 8. (A) CHARLIE HARPER, G, Oklahoma St. (Choice from Pittsburgh) 8. (A) BILL MATAN, DE, Kansas St. 9. FREEMAN WHITE, LB-TE, Nebraska 10. JEFF SMITH, LB, USC 11. CLIFF WILDER, E, Iowa 12. KEN AVERY (f), LB, So. Mississippi 13. JIM FULGHAM, T, Minnesota 14. HOWARD MCCARD, G, Syracuse 15. STEVE BOWMAN, HB, Alabama 16. SAM PRICE, RB, Illinois 17. GARY EICKMAN, T, Illinois 18. KAI ANDERSON (f), C, Illinois 19. BOBBY CROCKETT, E, Arkansas 20. RANDY MINNIEAR, RB, Purdue

1967 (Drafted 1st)

1. Choice to Minnesota 2. Choice to Minnesota 3. Choice to Cleveland 4. LOUIS THOMPSON, DT, Alabama 5. DAVE LEWIS, HB, Stanford 6. Choice to Minnesota 7. Choice to Green Bay 8. SCOTT EATON, DB, Oregon St. 9. FRED FREEMAN, DT, Mississippi Valley 10. RICHARD STEBBINS, E, Grambling 11. PETE PIFER, FB, Oregon St. 12. BOB SHORTAL, LB, Dayton 13. TOM STIDHAM, K, Oklahoma 14. BILL BATES, K, Missouri 15. TOM REALE, T, So. Connecticut 16. BILL SEMAN, G, NE. Missouri 17. GARY ROWE, HB, N. Carolina St.

1968 (Drafted alternately 15-14)

1. Choice to Minnesota 2. RICH BUZIN, T, Penn St. 3. BOBBY DUHON, RB, Tulane 4. Choice to Dallas 5. Choice to Baltimore 6. Choice to Cleveland 7. DOUG CHATMAN, DE, Jackson St. 8. Choice to San Francisco 9. JOE KOONTZ, E, San Francisco St. 10. Choice to Green Bay 11. HENRY DAVIS, DE, Grambling 12. JAMES HOLIFIELD, DB, Jackson St. 13. JOHN GALLAGHER, DE, Boston U. 14. BILL MOREMAN, RB, Florida St. 15. MCKINLEY BOSTON, G, Minnesota 16. KEN PARKER, DB, Fordham 17. LARRY KOHN, TE, Georgia

1969 (Drafted alternately 13-15-14)

1. FRED DRYER, DE, San Diego St. 2. Choice to Minnesota 3. (A) VERNON VANOY, DE, Kansas (Choice from Detroit) 3. (B) Choice to Los Angeles 4. RICH HOUSTON, FL, E. Texas St. 5. Choice to New Orleans 6. Choice to Cleveland 7. AL BRENNER, DB, Michigan St. 8. GEORGE IRBY, RB, Tuskegee 9. RAY HICKL, LB, Texas A&I 10. LOU GALIARDI, DT, Dayton 11. JONN FUQUA, RB, Morgan St. 12. HARRY BLACKNEY, RB, Maryland 13. RICHARD PERRIN, DB, Bowling Green 14. STEVE SMITH, K, Weber St. 15. DON HERRMANN, FL, Waynesburg 16. BYRON JONES, LB, W. Texas St. 17. KEN RILEY, LB, Arlington St.

1970 (Drafted alternately 15-12)

1. JIM FILES, LB, Oklahoma 2. Choice to St. Louis 3. Choice to Atlanta 4. (A) Choice to Pittsburgh 4. (B) WESLEY GRANT, DE, UCLA (Choice from Detroit) 5. CLAUDE BRUMFIELD, G, Tennessee St. 6. DUANE MILLER, WR, Drake 7. Choice to Atlanta 8. Choice to Atlanta 9. PAT HUGHES, C, Boston U. 10. MATT FORTIER, DE, Fairmont St. 11. ALAN PITCAITHLEY, RB, Oregon 12. LARRY NELS, LB, Wyoming 13. GARY INSKEEP, T, Stout 14. RODNEY BRAND, C, Arkansas 15. WARREN MUIR, RB, S. Carolina 16. VICTOR NOLTING, DB, Xavier 17. WALTER BREAUX, DT, Grambling

1971 (Drafted 18th)

1. ROCKY THOMPSON, WR, W. Texas St. 2. WAYNE WALTON, T-C, Abilene Christian 3. RON HORNSBY, LB, SE Louisiana 4. DAVID TIPTON, DT, Stanford 5. Choice to San Francisco 6. Choice to Atlanta 7. Choice to Houston 8. TED GREGORY, DE-LB, Delaware 9. ED THOMAS, LB, Lebanon Valley 10. HENRY REED, LB, Weber St. 11. MARK ELLISON, G, Dayton 12. TOM BLANCHARD, QB-P, Oregon 13. DAVE ROLLER, DT, Kentucky 14. CHARLIE EVANS, RB, USC 15. JIM WRIGHT, LB, Notre Dame 16. DICK GIBBS, TE, UTEP 17. COLEMAN ZENO, WR, Grambling

1972 (Drafted alternately 3-2)

1. (A) Choice to Chicago 1. (B) ELDRIDGE SMALL, DB, Texas A&I (Choice from Los Angeles through New England 1.(C) LARRY JACOBSON, DE, Nebraska (Choice from Minnesota) 2. Choice to San Francisco 3. (A) JOHN MENDENHALL, T, Grambling 3. (B) TOM MOZISEK, RB, Houston (Choice from Los Angeles) 4. Choice to Pittsburgh 5. TOM GATEWOOD, WR, Notre Dame (Choice from Los Angeles through Washington) 5 (B) LARRY EDWARDS, LB, Texas A&I 6. JOHN HILL, C, Lehigh 7. (A) Choice to Pittsburgh 7. (B) MIKE ZIKAS, DT, Notre Dame (Choice from Washington) 8. TOM MABRY, T, Arkansas 9. ED RICHARDSON, RB, Southern U. 10. JOHN ODOM, DB, Texas Tech 11. JOHN ROBERTSON, DB, Kansas St. 12. JAY ANDERSON, DT, Mayville St. 13. CHUCK HEARD, DE, Georgia 14. JAMES EVANS, LB, S. Carolina St. 15. KEN KAVANAUGH JR., TE, LSU 16. NEOVIA GREYER, DB, Wisconsin 17. JOHN SEYFERTH, RB, Michigan

1973 (Drafted alternately 16-15-17)

1. Choice to Cleveland 2. (A) BRAD VAN PELT, LB, Michigan St. (Choice from Minnesota) 2. (B) Choice to San Francisco 3. RICH GLOVER, DT, Nebraska 4. Choice to Atlanta 5. LEON McQUAY, RB, Tampa 6. WADE BRANTLEY, DT, Troy St. 7. RON FREEMAN, TE, VANDERBILT 8. GEORGE HASENHORHL, DT, Ohio St. 9. T.Y. PAINE, QB, Washington St. 10. WALTER LOVE, DB, Westminster (Utah) 11. WILLIAM WIDEMAN, DT, N. Carolina A&T 12. RON LUMPKIN, DB, Arizona St. 13. CLIFTON DAVIS, RB, Alcorn A&M 14. BRIAN KELLEY, LB, Cal Lutheran 15. CARL SCHAUOKOWITZ, G, Penn St. 16. BEN NITKA, K, Colorado Col. 17. JOHN BILLIZON, DE, Grambling

1974 (Drafted alternately 3-2)

1. JOHN HICKS, G, Ohio St. 2. TOM MULLEN, G, SW Missouri St. 3. RICK DVORAK, DE-LB, Wichita St. 4.

GIANTS DRAFTS SINCE 1936

CARL SUMMERELL, QB, E. Carolina 5. (A) DON CLUNE, WR, Penn 5. (B) CLYDE POWERS, DB, Oklahoma (Choice from Kansas City) 6. JIM PIETRZAK, T, E. Michigan 7. MARTY WOOLBRIGHT, TE, S. Carolina 8. EZIL BIBBS, DE, Grambling 9. JIM RATHJE, RB, N. Michigan 10. RAY RHODES, WR, Tulsa 11. BOBBY BROOKS, DB, Bishop 12. JAMES SIMS, DB, USC 13. DENNIS COLVIN, T, SW Texas St. 14. MIKE HAYNES, T, Virginia St. 15. LARRY JONES, WR, NE Missouri St. 16. BUDDY BROWN, G, Alabama 17. STEVE CROSBY, RB, Fort Hays St.

1975 (Drafted alternately 2-1)

1. Choice to Dallas 2. AL SIMPSON, T, Colorado St. 3. (A) Choice to Denver 3 (B) DANNY BUGGS, WR, W Virginia (Choice from San Francisco) 4. ROBERT GIBLIN, DB, Houston 5. Choice to Miami 6. Choice to Baltimore 7. JIM OBRADOVICH, TE, USC 8. JOHN TATE, LB, Jackson St. 9. MIKE MAHONEY, WR, Richmond 10. TERRY MCLOWRY, LB, Michigan St. 11. GEORGE MARTIN, DE, Oregon 12. MARSH WHITE, RB, Arkansas 13. RICKY TOWNSEND, PK, Tennessee 14. Choice to Miami 15. JIM O'CONNOR, RB, Drake 16. JIM MICLOS, TE, Ball St. 17. RONDY COLBERT, DB, Lamar

1976 (Drafted alternately 13-12-14)

1. TROY ARCHER, DE, Colorado 2. Choice to Dallas 3. Choice to Green Bay 4. (A) GORDON BELL, RB, Michigan (Choice from San Francisco) 4 (B) HARRY CARSON, LB, S. Carolina St. 5. MELVIN WILSON, DB, Cal. St.-Northridge 6. (A) DAN LLOYD, LB, Washington (from New England) 6. (B) Choice forfeited 7. Choice to Buffalo 8. JOHN JORDAN, DT, Indiana 9. Choice to San Diego 10. JOHN THOMAS, RB, Valley City St. 11. CRAIG BRANTLEY, WR, Clemson 12. JERRY GOLSTEYN, QB, Illinois 13. RICK CASWELL, KR, Kentucky 14. JERRY MULLANE, LB, Lehigh 15. EDDIE MORGAN, DT, Arkansas St. 16. DAVID LAWSON, K, Air Force 17. STEVE CURNUTTE, DB, Vanderbilt

1977 (Drafted alternately 5-4)

1. GARY JETER, DT, USC 2. JOHNNY PERKINS, WR, Abilene Christian 3. Choice to Chicago 4. MIKE VAUGHAN, T, Oklahoma 5. RANDY DEAN, QB, Northwestern 6. (A) BOB JORDAN, T, Memphis St. 6. (B) EMERY MOOREHEAD, WR-RB, Colorado (Choice from Miami) 7. (A) Choice to Green Bay 7. (B) AL DIXON, TE, Iowa St. (Choice from Houston) 8. (A) BILL RICE, DT, BYU 8. (B) OTIS RODGERS, LB, Iowa St. (Choice from San Francisco) 9. KEN MULLINS, DE, Florida A&M 10. MIKE JONES, WR, Minnesota 11. BILL HELMS, TE, San Diego St. 12. ELMO SIMMONS, RB, Texas-Arlington

1978 (Drafted alternately 10-9-8-7)

1. GORDON KING, T, Stanford 2. ODIS MCKINNEY, DB, Colorado 3. Choice to Miami 4. BILLY TAYLOR, RB, Texas Tech 5. (A) TERRY JACKSON, DB, San Diego St. 5. (B) JIM KRAHL, DT, Texas Tech (Choice from Minnesota) 5. (C) BRIAN DeROO, WR, Redlands (Choice from Denver) 6. RANDY PASS, G-C, Georgia Tech 7. DAN DOORNINK, RB, Washington St. 8. JEFF GRADY, LB, Florida A&M 9. BILL SWIACKI, TE, Amherst 10. (A) GREG JORGENSEN, G, Nebraska (Choice from New Orleans) 10. (B) Choice to Green Bay 11. DENNIS HELM, DT, SW Missouri St. 12. GREG LAWSON, RB, W. Illinois

1979 (Drafted alternately 7-8)

1. PHIL SIMMS, QB, Morehead St. 2. EARNEST GRAY, WR, Memphis St. 3. Choice to Miami 4. PHIL TABOR, DE, Oklahoma 5. CLEVELAND JACKSON, TE, UNLV 6. (A) BOB TORREY, RB, Penn St. 6. (B) EDDIE HICKS, RB, E. Carolina (Choice from Philadelphia) 7. STEVE ALVERS, TE, Miami (Fla.) 8. (A) D.K. PERRY, DB, SMU 8. (B) ROY SIMMONS, G, Georgia Tech (Choice from Detroit) 9. TOM RUSK, LB, Iowa 10. JOHN FOWLER, G, Kentucky 11. (A) MIKE MINCE, DB, Fresno St. 11. (B) KEN JOHNSON, RB, Miami (Fla.) (Choice from Detroit) 12. TIM GILLESPIE, G, N. Carolina St.

1980 (Drafted alternately 8-7)

1. MARK HAYNES, CB, Colorado 2. Choice to Pittsburgh 3. MYRON LAPKA, DT, USC 4. DANNY PITTMAN, WR, Wyoming 5. TONY BLOUNT, DB, Virginia 6. SCOTT BRUNNER, QB, Delaware 7. (A) Choice to Oakland 7. (B) DARRYL HEBERT, DB, Oklahoma (Choice from Seattle) 7. (C) CHRIS LINNIN, DE, Washington (Choice from Cleveland) 8. KEN HARRIS, RB, Alabama 9. OTIS WONSLEY, RB, Alcorn St. 10. JOE SANFORD, T, Washington 11. STEVE BERNISH, DE, S. Carolina 12. MIKE LANSFORD, K, Washington

1981 (Drafted alternately 2-4-3)

1. LAWRENCE TAYLOR, LB, N. Carolina 2. DAVE YOUNG, TE, Purdue 3. JOHN MISTLER, WR, Arizona St. 4. CLIFF CHATMAN, RB, Central St. (Okla.) 5. BILL NEILL, DT, Pittsburgh 6. (A) Choice to San Diego 6. (B) MEL HOOVER, WR, Arizona St. 6. (C) EDWARD O'NEAL, RB, Tuskegee 7. LOUIS JACKSON, RB, Cal Poly-SLO 8. (A) JOHN POWERS, G, Michigan 8. (B) MARK REED, QB, Morehead St. (Choice from Denver) 8. (C) BILLY ARD, G, Wake Forest (Choice from Oakland) 9. BYRON HUNT, LB, SMU 10. MIKE BARKER, DT, Grambling 11. Choice to San Diego 12. MIKE MAHER, TE, W. Illinois

1982 (Drafted alternately 18-17-6)

1. BUTCH WOOLFOLK, RB, Michigan 2. JOE MORRIS, RB, Syracuse 3. Choice to Houston 4. GERRY RAYMOND, G, Boston Col. 5. RICH UMPHREY, C, Colorado 6. DARRELL NICHOLSON, LB, N. Carolina 7. JEFF WISKA, G, Michigan St. 8. ROBERT HUBBLE, TE, Rice 9. JOHN HIGGINS, DB, UNLV 10. RICH BALDINGER, T, Wake Forest 11. Choice to New England 12. MARK SEALE, DT, Richmond

1983 (Drafted alternately 10-9-14-15-12-11)

1. TERRY KINARD, S, Clemson 2. LEONARD MARSHALL, DT, LSU 3. (A) JAMIE WILLIAMS, TE, Nebraska (Choice from San Francisco through L.A. Rams) 3. (B) KARL NELSON, T, Iowa St. 4. Choice to L.A. Rams) 5. MALCOLM SCOTT, TE, LSU 6. (A) DARRELL PATTERSON, LB, TCU 6. (B) KEVIN BELCHER, G, UTEP (Choice from Buffalo through L.A. Rams) 7. PERRY WILLIAMS, CB, N. Carolina St. 8. ANDY HEADEN, LB, Clemson 9. ALI HAJI-SHIEK, K, Michigan 10. Choice to New England 11. (A) LEE JENKINS, DB, Tennessee (Choice from Houston) 11. (B) CLENZIE PIERSON, DT, Rice 12. (A) ROBBIE JONES, LB, Alabama (Choice from Houston) 12. (B) FRANK MAGWOOD, WR, Clemson 12. (C) JOHN TUGGLE, RB, California (Choice from Washington)

GIANTS DRAFTS SINCE 1936

1984 (Drafted 3rd)

1. CARL BANKS, LB, Michigan St. 1. (B) WILLIAM ROBERTS, T, Ohio St. (Choice from Washington) 2. Choice to Washington 3. JEFF HOSTETLER, QB, W. Virginia 4. (A) CONRAD GOODE, T, Missouri 4. (B) GARY REASONS, LB, Northwestern St. (La.) (Choice from Denver) 5. CLINT HARRIS, DB, E. Carolina 6. JIM SCOTT, DE, Clemson 7. LIONEL MANUEL, WR, Pacific 8. Choice to San Diego 9. Choice to Houston 10. (A) DAVE JORDAN, G, Auburn 10. (B) HEYWARD GOLDEN, DB, S. Carolina St. (Choice from San Diego) 11. FRANK CEPHOUS, RB, UCLA 12. LAWRENCE GREEN, LB, Tenn -Chattanooga

1984 SUPPLEMENTAL (Drafted 3rd)

1. GARY ZIMMERMAN, T, Oregon 2. JAMES ROBINSON, DT, Clemson 3. KIRBY WARREN, RB, Pacific

1985 (Drafted alternately 19-18-17-16-20)

1. GEORGE ADAMS, RB, Kentucky 2. STACY ROBINSON, WR, N. Dakota St. 3. (A) TY DAVIS, DB, Clemson (Choice from Houston) 3. (B) BRIAN JOHNSTON, C, N. Carolina 4. MARK BAVARO, TE, Notre Dame 5. TRACY HENDERSON, WR, Iowa St. 6. (A) JACK OLIVER, G, Memphis St. 6. (B) MARK PEMBROOK, DB, Cal. St.-Fullerton (Choice from Seattle) 7. Choice to L.A. Raiders 8. LEE ROUSON, RB, Colorado 9. FRANK WRIGHT, DT, S. Carolina 10. GREGG DUBROC, LB, LSU 11. AL YOUNG, DB-KR, Virginia Tech 12. HERB WELCH, DB, UCLA

1986 (Drafted alternately 19-18-21-20)

1. ERIC DORSEY, DE, Notre Dame 2. (A) MARK COLLINS, CB, Fullerton St. (Choice from San Diego through Minnesota) 2. (B) ERIK HOWARD, DT, Washington St. 2. (C) Thomas "PEPPER" JOHNSON, LB, Ohio St. (Choice from Denver) 2. (D) GREG LASKER, S, Arkansas (Choice from LA Raiders through Minnesota) 3. JOHN WASHINGTON, DE, Oklahoma St. 4. Choice to L.A. Raiders 5. VINCE WARREN, WR, San Diego St. 6. (A) RON BROWN, WR, Colorado (Choice from Tampa Bay through Denver) 6. (B) DOUG RIESENBERG, WR, Utah St. 7. JON FRANCIS, RB, Boise St. 8. STEVE CISOWSKI, T, Santa Clara 9. JIM LUEBBERS, DE, Iowa St. 10. JERRY KIMMEL, LB, Syracuse 11. LEN LYNCH, G, Maryland 12. Choice to Philadelphia

1987 (Drafted 28th)

1. MARK INGRAM, WR, Michigan State 2. (A) ADRIAN WHITE, DB, Florida (Choice from Denver) 2. (B) (Choice to Miami through St. Louis) 3. STEPHEN BAKER, WR, Fresno State 4. ODESSA TURNER, WR, N.W. Louisiana 5. PAUL O'CONNOR, G, Miami 6. (A) TIM RICHARDSON, RB, Pacific (Choice from LA Rams) 6. (B) DOUG RIESENBERG, T, California 7. Choice to St. Louis 8. ROD JONES, TE, Washington 9. (A) STAN PARKER, G, Nebraska (Choice from Indianapolis) 9. (B) DANA WRIGHT, RB, Findlay 10. CHUCK FAUCETTE, LB, Maryland 11. DAVE WALTER, QB, Michigan Tech 12. (A) BILL BERTHUSEN, DT, Iowa State (Choice from L.A. Raiders) 12. (B) CHAD STARK, RB, N. Dakota State (Choice from San Francisco through L.A. Raiders) 12. (C) Choice to Green Bay

1988 (Drafted alternately 10-9-8)

1. ERIC MOORE, T, Indiana 2. JOHN ELLIOTT, T, Michigan 3. SHELDON WHITE, CB, Miami (Ohio) 4. RICKY SHAW, LB,

Oklahoma St. 5. JON CARTER, DE, Pittsburgh 6. DAVID HOULE, G, Michigan State 7. MIKE PEREZ, QB, San Jose State 7. (A) DANTA WHITAKER, TE, Mississippi Valley (Choice from Indianapolis) 8. SAMMY LILLY, DB, Georgia Tech 9. Choice to L.A. Raiders 10. ERIC HICKERSON, DB, Indiana 10. (A) STEVE WILKES, TE, Appalachian State (Choice from San Diego) 11. GREG HARRIS, WR, Troy State 12. DAVID FUTRELL, DT, Brigham Young 12. (A) BRENDAN MCCORMACK, DE, South Carolina (Choice from Tampa Bay)

1989 (Drafted alternately 18-19-20-21-22-23)

1. BRIAN WILLIAMS, C, Minnesota 2. Choice to San Diego 3. BOB KRATCH, G, Iowa 3. (A) GREG JACKSON, S, LSU (Choice from San Diego) 4. LEWIS TILLMAN, RB, Jackson State (Choice from San Diego) 4. (A) BRAD HENKE, DT, Arizona 5. DAVID MEGGETT, RB, Towson State 6. HOWARD CROSS, TE, Alabama 7. DAVE POPP, T, Eastern Illinois (Choice from San Diego) 7. Choice to Indianapolis 8. MYRON GUYTON, DB, Eastern Kentucky 9. A.J. GREENE, DB, Wake Forest 10. RODNEY LOWE, DE, Mississippi 11. JEROME RINEHART, DE, Tennessee-Martin 12. ERIC SMITH, LB, UCLA

1990 (Drafted 24th)

1. RODNEY HAMPTON, RB, Georgia 2. MIKE FOX, DE, West Virginia 3. GREG MARK, DE, Miami 4. DAVID WHITMORE, S, Stephen F. Austin 5. CRAIG KUPP, QB, Pacific Lutheran 6. Choice to Dallas 7. AARON EMANUEL, RB, USC 8. BARRY VOORHEES, G, Cal State-Northridge 9. CLINT JAMES, DE, LSU 10. OTIS MOORE, DT, Clemson 11. TIM DOWNING, DE, Washington State 12. MATT STOVER, PK, Louisiana Tech

1991 (Drafted 28th)

1. JARROD BUNCH, RB, Michigan 2. KANAVIS MCGHEE, LB, Colorado 3. ED MCCAFFREY, WR, Stanford 4. CLARENCE JONES, OT, Maryland 5. ANTHONY MOSS, LB, Florida State 6. COREY MILLER, LB, South Carolina 7. SIMMIE CARTER, DB, Southern Mississippi 8. LAMAR MCGRIGGS, S, Western Illinois 9. JERRY BOULDIN, WR, Mississippi State 10. LUIS CRISTOBAL, G, Miami 11. TED POPSON, TE, Portland State 12. LARRY WANKE, QB, John Carroll

1992 (Drafted alternately 12-13-14-15)

1. DEREK BROWN, TE, Notre Dame 2. PHILLIPPI SPARKS, CB, Arizona St. 3. AARON PIERCE, TE, Washington 4. KEITH HAMILTON, DE, Pittsburgh 5. MICHAEL WRIGHT, DB, Washington St. 6. STACEY DILLARD, DE, Oklahoma 7. COREY WIDMER, DT, Montana St. 8. KENT GRAHAM, QB, Ohio State 9. ANTHONY PRIOR, DB, Washington St. 10. GEORGE ROOKS, DT, Syracuse 11. NATE SINGLETON, WR, Grambling 12. CHARLES SWANN, WR, Indiana State

1992 SUPPLEMENTAL

DAVE BROWN, QB, Duke

1993 (Drafted alternately 11-10-9)

2. MICHAEL STRAHAN, DE, Texas Southern 3. MARCUS BUCKLEY, LB, Texas A&M 4. GREG BISHOP, T, Pacific 5. TOMMY THIGPEN, LB, North Carolina 6. SCOTT DAVIS, G, Iowa 7. TODD PETERSON, PK, Georgia 8. JESSIE ARMSTEAD, LB, Miami (Fla.)

GIANTS DRAFTS SINCE 1936

1994 (Drafted 24-18-30-30-25-24-25-24)

1. THOMAS LEWIS, WR, Indiana 2a. THOMAS RANDOLPH, CB, Kansas State 2b. JASON SEHORN, S, Southern California 3. GARY DOWNS, RB, N.C. State 4. CHRIS MAUMALANGA, DT, Kansas 5. CHAD BRATZKE, DE, Eastern Kentucky 6. JASON WINROW, G, Ohio State 7. Traded to Denver for WR Arthur Marshall

1994 SUPPLEMENTAL TITO WOOTEN, S, Northeast Louisiana

1995 (Drafted 17-22-21-20-30-35-19-33-35-17)

1. TYRONE WHEATLEY, RB, Michigan 2. SCOTT GRAGG, T, Montana 3. RODNEY YOUNG, S, LSU 4a. ROB ZATECHKA, G, Nebraska 4b. BEN TALLEY, LB, Tennessee 5. RODERICK MULLEN, S, Grambling 6. Traded to Minnesota for S Vencie Glenn 6a. JAMAL DUFF, DE, San Diego State 6b. CHARLES WAY, FB, Virginia 7. BRYNE DIEHL, P, Alabama

1996 (Drafted 5-4-5-35-4-15-5)

1. CEDRIC JONES, DE, Oklahoma 2. AMANI TOOMER, WR, Michigan 3. ROMAN OBEN, T, Louisville 4. DANNY KANELL, QB, Florida State 6a. DOUG COLMAN, LB, Nebraska 6b. SCOTT GALYON, LB, Tennessee 7. CONRAD HAMILTON, CB, Eastern New Mexico

1997 (Drafted 7-6-8-35-7-6-8-7)

1. IKE HILLIARD, WR, Florida 2. TIKI BARBER, RB, Virginia 3a. RYAN PHILLIPS, LB, Idaho 3b. BRAD MAYNARD, P, Ball State 4. PETE MONTY, LB, Wisconsin 5. SAM GARNES, S, Cincinnati 6. MIKE CHERRY, QB, Murray State 7. MATT KENELEY, DT, Southern California

1998 (Drafted 24-25-9-24-24-24)

1. SHAUN WILLIAMS, S, UCLA 2. JOE JUREVICIUS, WR, Penn State 3. BRIAN ALFORD, WR, Purdue 4. Traded third-round selection (85th pick overall) and the Giants fourth-round selection to Philadelphia for the Eagles' third-round pick (70th pick overall). 5. TOBY MYLES, T, Jackson State 6. TODD POLLACK, TE, Boston College 7. BEN FRICKE, C, Houston

1999 (Drafted 19-18-18-17-16-20-36-19-25)

1. LUKE PETITGOUT, T, Notre Dame 2. JOE MONTGOMERY, RB, Ohio State 3. DAN CAMPBELL, TE, Texas A&M 4. SEAN BENNETT, RB, Northwestern 5. MIKE ROSENTHAL, T, Notre Dame 6a. LYLE WEST, S, San Jose State 6b. ANDRE WEATHERS, CB, Michigan 7a. RYAN HALE, DT, Arkansas 7b. O.J. CHILDRESS, LB, Clemson

2000 (Drafted 11th)

1. RON DAYNE, RB, Wisconsin 2. CORNELIUS GRIFFIN, DT, Alabama 3. RON DIXON, WR, Lambuth 4. BRANDON SHORT, LB, Penn State 5. RALPH BROWN, CB, Nebraska 6. DHANI JONES, LB, Michigan 7. JEREMIAH PARKER, DE, California

2001 (Drafted 22, 16-19-30-29-31-30)

1. WILL ALLEN, CB, Syracuse 3. WILL PETERSON, CB, Western Illinois 4a. CEDRIC SCOTT, DE, Southern Mississippi 4b. JESSE PALMER, QB, Florida 5a. JOHN MARKHAM, K, Vanderbilt 5b. JONATHAN CARTER, WR, Troy State 7. ROSS KOLODZIEJ, DL, Wisconsin

2002 (Drafted 14-14-13-17-16-15-34)

1. JEREMY SHOCKEY, TE, Miami 2. TIM CARTER, WR, Auburn 3. JEFF HATCH, T, Penn 4. (Giants traded their first-round pick, No. 15, and their fourth-round pick, No. 110 to Tennessee for the Titans' first-round pick, No. 14) 5. NICK GREISEN, LB, Wisconsin 6. WESLEY MALLARD, LB, Oregon 7a. DARYL JONES, WR, Miami 7b. QUINCY MONK, LB, North Carolina.

2003 (Drafted 25-24-27-26-25-[26-34-38]-[26-35-41])

1. WILLAM JOSEPH, DT, Miami 2. OSI UMENYIORA, DE, Troy State 3. VISANTHE SHIANCOE, TE, Morgan St. 4. ROD BABERS, DB, Texas 5. DAVID DIEHL, G, Illinois 6a. WILLIE PONDER, DB, S.E. Missouri St. 6b. FRANK WALKER, DB, Tuskegee 6c. DAVID TYREE, ST/WR Syracuse 7a. CHARLES DRAKE, DB, Michigan 7b. WAYNE LUCIER, C, Colorado 7c. KEVIN WALTER, WR, E. Michigan

2004 (Drafted 4-34-97-136-168-203-253)

1. PHILIP RIVERS (traded to San Diego on draft day for ELI MANNING, QB, Mississippi in a deal that also involved draft picks). 2. CHRIS SNEE, G, Boston College 3. REGGIE TORBOR, LB, Auburn 4. GIBRIL WILSON, S, Tennessee 5. JAMAAR TAYLOR, WR, Texas A&M 6. DREW STROJNY, T, Duke 7. ISSAC HILTON, DE, Hampton.

2005 (Drafted 12, 11, 10, 9, 8, 12, 11 {43, 74, 110, 186})

1. Choice to San Diego. 2. COREY WEBSTER, CB, LSU 3. JUSTIN TUCK, DE, Notre Dame 4. BRANDON JACOBS, RB, Southern Illinois 5. Choice to San Diego. 6. ERIC MOORE, DE, Florida State 7. Choice to Tampa Bay.

2006 (Drafted 32, 12, 32,[27,32], 26, 24 {32, 44, 96, 124, 129, 158, 232})

1. MATHIAS KIWANUKA, DE, Boston College 2. SINORICE MOSS, WR, Miami 3. GERRIS WILKINSON, LB, Georgia Tech 4a. BARRY COFIELD, DT, Northwestern 4b. GUY WHIMPER, T, East Carolina 5. CHARLES PEPRAH, S, Alabama 6. GERRICK McPHEARSON, CB, Maryland.

2007 (Drafted 20, 19, 18, 17, 16, 15 [14,40], {20, 51, 81, 116, 153, 189, 224, 250})

1. AARON ROSS, CB, Texas 2. STEVE SMITH, WR, Southern California 3. JAY ALFORD, DT, Penn State 4. ZACKARY DEOSSIE, LB, Brown 5. KEVIN BOSS, TE, Western Oregon 6. ADAM KOETS, OT, Oregon State 7a. MICHAEL JOHNSON, S, Arizona 7b (compensatory selection) AHMAD BRADSHAW, RB, Marshall.

2008 (Drafted 31, 32, 32, 24, 30 [32, 33] {31, 63, 95, 123, 165, 198, 199})

1. KENNY PHILLIPS, S, Miami 2. TERRELL THOMAS, CB, USC 3. MARIO MANNINGHAM, WR, Michigan 4. BRYAN KEHL, LB, BYU 5. JONATHAN T. GOFF, LB, Vanderbilt 6. ANDRE WOODSON, QB, Kentucky 6. ROBERT HENDERSON, DE, Southern Mississippi.

2009 (Drafted 29, [13, 28], [21,36], 29,15, 27,29) {29, 45, 60, 85, 100, 129, 151, 200, 238}

1. HAKEEM NICKS, WR, North Carolina 2. CLINT SINTIM,

GIANTS DRAFTS SINCE 1936

LB, Virginia 2. WILLIAM BEATTY, OT, Connecticut 3. RAMSES BARDEN, WR, Cal Poly 3. TRAVIS BECKUM, TE, Wisconsin 4. ANDRE BROWN, RB, North Carolina State 5. RHEIT BOMAR, QB, Sam Houston State 6. DEANDRE WRIGHT, CB, New Mexico 7. STONEY WOODSON, CB, South Carolina.

2010 (Drafted 15, 14, 12, 17, 16, 15, 14)
{15, 46, 76, 115, 147, 184, 221}

1. JASON PIERRE-PAUL, DE, South Florida 2. LINVAL JOSEPH, DT, East Carolina 3. CHAD JONES, S, LSU 4. PHILLIP DILLARD, LB, Nebraska 5. MITCH PETRUS, G, Arkansas 6. ADRIAN TRACY, LB, William & Mary 7. MATT DODGE, P, East Carolina.

2011 (Drafted 19, 20, 19, 20, no 5th-rd. pick,
{20, 33, 37}, 19 {19, 52, 83, 117, 185,
198, 202, 221})

1. PRINCE AMUKAMARA, CB, Nebraska 2. MARVIN AUSTIN, DT, North Carolina 3. JERREL JERNIGAN, WR, Troy 4. JAMES BREWER, JR. OT, Indiana 6. GREG JONES, LB, Michigan State 6. TYLER SASH, S, Iowa 6. JACQUIAN WILLIAMS, LB, South Florida 7. DA'REL SCOTT, RB, Maryland

2012 (Drafted 32, 31, 31, (32,36) ()), 31, 32)
1. DAVID WILSON, RB, Virginia Tech 2. RUEBEN RANDLE, WR, LSU 3. JAYRON HOSLEY, CB, Virginia Tech 4. ADRIEN ROBINSON, TE, Cincinnati 4. BRANDON MOSLEY, T, Auburn 6. MATT MCCANTS, T, UAB 7. MARKUS KUHN, DT, N.C. State.

2013 (Drafted 19, 49, 81, 110, 152, ()), (225, 253)
1. JUSTIN PUGH, T, Syracuse 2. JOHNATHAN HANKINS, DT, Ohio State 3. DAMONTRE MOORE, DE, Texas A&M 4. RYAN NASSIB, QB, Syracuse 5. COOPER TAYLOR, S, Richmond 7. ERIC HERMAN, G, Ohio 7. MICHAEL COX, RB, Massachusetts.

2014 (Drafted 12, 43, 74, 113, 152, 174, 187, ())
1. ODELL BECKHAM JR., WR, LSU 2. WESTON RICHBURG, C, Colorado State 3. JAYSON BROMLEY, DT, Syracuse 4. ANDRE WILLIAMS, RB, Boston College 5a. NAT BERHE, S, San Diego State 5b. DEVON KENNARD, LB, USC 7. BENNETT JACKSON, CB, Notre Dame.

2015 (Drafted 9, 33, 74, ()), 144, 186, 226)
1. ERECK FLOWERS, T, Miami (FL) 2. LONDON COLLINS, S, Alabama 4. OWA ODIGHIZUWA, DE, UCLA 5. MYKKELE THOMPSON, S, Texas 6. GEREYMI DAVIS, WR, Connecticut 7 BOBBY HART, G, Florida State.

2016 (Drafted 10, 40, 71, 109, 149, 184 ())
1. ELI APPLE, CB, Ohio State 2. STERLING SHEPARD, WR, Oklahoma 3. DARIAN THOMPSON, S, Boise State 4. B.J. GOODSON, LB, Clemson 5. PAUL PERKINS, RB, UCLA 6. JERELL ADAMS, TE, South Carolina

2017 (Drafted 23, 55, 87, 140, 167, 200 ())
1. EVAN ENGRAM, TE, Mississippi 2. DALVIN TOMLINSON, DT, Alabama 3. DAVIS WEBB, QB, CALIFORNIA 4. WAYNE GALLMAN, RB, Clemson 5. AVERY MOSS, DE, Youngstown State 6. ADAM BISNOWATY, OL, Pittsburgh

2018 (Drafted 2, 34, 66, 69, 108, 139 ())
1. SAQUON BARKLEY, RB, Penn State 2. WILL HERNANDEZ, G, Utah 3. LORENZO CARTER, LB, Georgia 3. B.J. HILL, DT, N.C. State 4. KYLE LAULETTA, QB, Richmond 5. RJ MCINTOSH, DT, Miami (FL).

2018 SUPPLEMENTAL
SAM BEAL, CB, Western Michigan

2019 (Drafted 6, 17, 30 ()), 31, 108, 143, 171, 180,
232, 245)

1. DANIEL JONES, QB, Duke 1. DEXTER LAWRENCE II, DL, Clemson 1. DeANDRE BAKER, CB, Georgia 3. OSHANE XIMINES, LB, Old Dominion 4. JULIAN LOVE, CB, Notre Dame 5. RYAN CONNELLY, LB, Wisconsin 5. DARIUS SLAYTON, WR, Auburn 6. COREY BALLENTINE, CB, Washburn 7. GEORGE ASAFIO-ADJEI, T, Kentucky 7. CHRIS SLAYTON, DL, Syracuse

2020 (Drafted 4, 36, 35 110, 150, 183, 218, 238,
247, 255)

1. ANDREW THOMAS, T, Georgia 2. XAVIER MCKINNEY, S, Alabama 3. MATT PEART, T, Uconn 4. DARNAY HOLMES, CB, UCLA 5. SHANE LEMIEUX, OL, Oregon 6. CAM BROWN, LB, Penn State 7. CARTER COUGHLIN, LB, Minnesota 7. TJ BRUNSON, LB, Georgia 7. CHRIS WILLIAMSON, DB, Minnesota 7. TAE CROWDER, LB, Georgia

2021 (Drafted 20, 50, 76, 116, ()), 196 201, ())
1. KADARIUS TONEY, WR, Florida 2. LB AZEEZ OJULARI, LB, Georgia 3. AARON ROBINSON, CB, Central Florida, 4. ELLERSON SMITH, LB, Northern Iowa, 6. GARY BRIGHTWELL, RB, Arizona, 6. RODARIUS WILLIAMS, CB, Oklahoma State.

2022 (Drafted (5,7), 43, (67,81), (112,114),
(146,147,173), 182)

1. KAYVON THIBODEAUX, OLB, Oregon, 2. EVAN NEAL, OT, Alabama, 3. WAN'DALE ROBINSON, WR, Kentucky, 4. JOSHUA EZEUDU, OL, North Carolina, 5. COR'DALE FLOTT, CB, LSU, 6. DANIEL BELLINGER, TE, San Diego State, 7. DANE BELTON, S, Iowa, 8. MICAH MCFADDEN, LB, Indiana, 9. D.J. DAVIDSON, DT, Arizona State, 10. MARCUS MCKETHAN, OL, North Carolina, 11. DARRIAN BEAVERS, LB, Cincinnati.

GIANTS ALL-TIME ROSTER

This list is comprised of players who have been on the Giants' game-day active roster for at least one game. It does not mean they actually played in a game, but only that they were on the active roster on the day of the game, even if they were inactive for that particular game. It also includes players who were on injured reserve and the physically unable to perform list and did not appear in a game. This list was compiled with the assistance of John Berti.

Total Players: 1,974

Name.....Pos.....College.....Tenure

A

Abrams, Bobby	LB	Michigan	1990-1992
Adamchik, Ed	C	Pittsburgh	1965
Adams, Andrew	S	Connecticut	2016-2017
Adams, George	RB	Kentucky	1985-1989
Adams, Howard O'Neal (Neal)	E	Arkansas	1942-1945
Adams, Jerrell	TE	South Carolina	2016-2017
Adams, Kris	WR	Texas-El Paso	2013
Adams, Titus	DT	Nebraska	2006
Adams, Verlin	T	Morris Harvey	1943-1945
Agajanian, Ben	K	New Mexico	1949, 1954-1957
Agnew, Ray	DT	N.C. State	1995-1997
Aiken, Danny	LS	Virginia	2015
Albright, Bill	T	Wisconsin	1951-1954
Alexakos, Steve	G	San Jose State	1971
Alexander, Brent	S	Tennessee State	2004-2005
Alexander, John	T	Rutgers	1926
Alexander, Joseph A (Doc)	C	Syracuse	1925-1927
Alexander, Kevin	WR	Utah State	1996-1997
Alford, Brian	WR	Purdue	1998-1999
Alford, Jay	DT	Penn State	2007-2009
Allegre, Raul	K	Texas	1986-1991
Allen, Derek	C/G	Illinois	1995
Allen, Ian	T	Purdue	2002-2003
Allen, Javorius	RB	USC	2019
Allen, Kenderick	DT	LSU	2004-2005
Allen, Matt	P	Troy State	2002
Allen, Will	CB	Syracuse	2001-2005
Allison, James Nealy (Neely)	E	Texas A&M	1928
Almodobar, Beau	WR	Norwich	1987
Amberg, John	HB	Kansas	1951-1952
Armbrister, Thurston	LB	Miami	2018
Amukamara, Prince	CB	Nebraska	2011-2015
Andersen, Morten	K	Michigan State	2001
Anderson, Bob	HB	Army	1963
Anderson, Bruce	DT	Williamette	1967-1969
Anderson, Cliff	E	Indiana	1953
Anderson, Jonathan	LB	Texas Christian	2019
Anderson, Justin	LB	Louisiana-Lafayette	2014
Anderson, Otis	RB	Miami	1986-1992
Anderson, Roger	DT	Virginia Union	1964-65, 1967-68
Anderson, Winston (Winnie)	E	Colgate	1936
Andrews, Shawn	T	Arkansas	2010
Andrews, Stacey	T	Mississippi	2011
Apple, Eli	CB	Ohio State	2016-2018
Apuna, Ben	LB	Arizona State	1980
Archer, Troy	DE	Colorado	1976-1978

Ard, Billy	G	Wake Forest	1981-1988
Armstead, Jessie	LB	Miami	1993-2001
Armstrong, Ray-Ray	LB	Miami	2016-2018
Arrington, LaVar	LB	Penn State	2006
Artman, Corwan (Corrie)	T	Stanford	1931
Asala-Adjei, George	T	Kentucky	2019
Ashburn, Cliff	G	Nebraska	1929
Athas, Pete	DB	Tennessee	1971-1974
Atkinson, Jess	K	Maryland	1985
Atwood, John	WB/DB	Wisconsin	1948
Austin, Marvin	DT	North Carolina	2011-2012
Austin, William (Bill)	T	Oregon St.	1949-50, 1953-57
Avedisian, Charles (Chuck)	G	Providence	1942-1944
Avery, Ken	LB	So. Mississippi	1967-1968
Avinger, Clarence (Butch)	FB	Alabama	1953
Awason, Adrian	DE	North Texas	2005-2007
Ayers, Akeem	LB	UCLA	2017
Ayers Jr., Robert	DE	Tennessee	2014-2015
Ayi, Kole	LB	Massachusetts	2001

B

Boas, David	C	Michigan	2011-2013
Bachman, Alex	WR	Wake Forest	2020-2021
Badgro, Morris (Red)	E	USC	1930-1935
Bahr, Matt	K	Penn State	1990-1992
Bailey, Carlton	LB	North Carolina	1993-1994
Bain, Bill	T	USC	1978
Bake, Donald (Dek)	DL	Texas Tech	2007
Baker, DeAndre	CB	Georgia	2019
Baker, Ed	QB	Lafayette	1970-1971
Baker, John	DE	Norfolk State	1970
Baker, Jon	G	California	1949-1952
Baker, Stephen	WR	Fresno State	1987-1992
Baldinger, Rich	T	Wake Forest	1982-1983
Ballard, Jake	TE	Ohio State	2010-2011
Ballentine, Corey	CB	Washburn	2019
Ballman, Gary	TE	Michigan State	1973
Banks, Carl	LB	Michigan State	1984-1992
Banks, Josh	DT	Wake Forest	2017
Banks, Willie	G	Alcorn A&M	1970
Barber, Tiki	RB	Virginia	1997-2006
Barbour, Wesley Elmer	BB	Wake Forest	1945
Barden, Ramses	WR	Cal Poly	2009-2013
Barisich, Carl	NT	Princeton	1981
Barker, Hubert	BB	Arkansas	1942-1945
Barkley, Saquon	RB	Penn State	2018-2021
Barksdale, Rashad	CB	Albany	2008
Barnard, Charles (Hap)	E	Edmond St.	1938
Barnes, Erich	DB	Purdue	1961-1964

GIANTS ALL-TIME ROSTER

Barnum, Len (Feets).....	QB ... W. Va. Wesleyan	1938-1940	Blandhard, Tom.....	K/QB ... Oregon.....	1971-1973
Barrett, Emmett.....	C ... Portland.....	1942, 1944	Blazine, Anthony (Tony).....	T ... Illinois Wesleyan.....	1941
Barrow, Mike.....	LB ... Miami.....	2000-2003	Bloodgood, Elbert (Al).....	BB ... Nebraska.....	1928
Barry, Al.....	G ... USC.....	1958-1959	Blount, Tony.....	DB ... Virginia.....	1980
Bars, Brad.....	DE ... Penn State.....	2015	Blazis, Al.....	T ... Georgetown.....	1942-1944
Barton, Jackson.....	OL ... Utah.....	2020	Blumenstock, Jim.....	FB ... Fordham.....	1947
Barzilauskas, Fritz.....	G ... Yale.....	1951	Bly, Ron (Ronnie).....	HB ... Notre Dame.....	1968
Barwin, Connor.....	LB ... Cincinnati.....	2018	Board, C.J.....	WR ... Chattanooga.....	2020-2021
Bauer, John.....	G ... Illinois.....	1954	Bober, Chris.....	T ... Nebraska-Omaha.....	2000-2003
Bavaro, Mark.....	TE ... Notre Dame.....	1985-1990	Boggan, Rex.....	DT ... Mississippi.....	1955
Beal, Sam.....	CB ... Western Michigan.....	2018-2021	Bohovich, Reed.....	G ... Lehigh.....	1962-1963
Beamon, Willie.....	DB ... Northern Iowa.....	1993-1996	Boley, Michael.....	LB ... Southern Miss.....	2009-2012
Beason, Jon.....	LB ... Miami.....	2013-2015	Bolin, Bookie.....	G ... Mississippi.....	1962-1967
Beatty, Will.....	T ... Connecticut.....	2009-2016	Boll, Don.....	T ... Nebraska.....	1960
Beck, Ray.....	G ... Georgia Tech.....	1952, 1955-1957	Bomar, Lynn.....	E ... Vanderbilt.....	1925-1926
Beckham Jr., Odell.....	WR ... LSU.....	2014-2018	Bomar, Rhett.....	QB ... Sam Houston State.....	2009
Beckman, Brad.....	TE ... Neb. Omaha.....	1988	Bonness, Rik.....	LB ... Nebraska.....	1980
Beckum, Travis.....	TE ... Wisconsin.....	2009-2012	Booker, Devontae.....	RB ... Utah.....	2021
Becton, Nick.....	OT ... Virginia Tech.....	2017	Bookman, John.....	DB ... Miami.....	1957
Bedner, Al.....	T ... Lafayette.....	1925-1926	Boothe, Kevin.....	OL ... Cornell.....	2007-2013
Beebe, Keith.....	BB ... Occidental.....	1944	Booty, John.....	DB ... TCU.....	1994
Beecham, Earl.....	RB ... Bucknell.....	1987	Borky, Dennis.....	NT ... Memphis State.....	1987
Beil, Lawrence (Larry).....	T ... Portland.....	1948	Borden, Les.....	E ... Fordham.....	1935
Belcher, Kevin.....	G ... Texas El-Paso.....	1983-1985	Boss, Kevin.....	TE ... Western Oregon.....	2007-2010
Bell, Gordon.....	HB ... Michigan.....	1976-1977	Boston, McKinley.....	DE ... Minnesota.....	1968-1969
Bell, Jason.....	S ... UCLA.....	2006-2007	Bowdoin, Jim.....	G ... Alabama.....	1932
Bell, Kay.....	T ... Wash. State.....	1942	Bowman, Steve.....	HB ... Alabama.....	1966
Bell, Marcus.....	DT ... Memphis.....	2007	Bowman, Zack.....	CB ... Nebraska.....	2014
Bellinger, Bob.....	G ... Gonzaga.....	1934-1935	Boyle, Bill (Knuckles).....	T ... No College.....	1934
Benkert, Harry (Heinie).....	FB ... Rutgers.....	1925	Brackett, M.L.....	DE ... Auburn.....	1958
Benners, Fred.....	QB ... SMU.....	1952	Bradberry, James.....	CB ... Samford.....	2020-2021
Bennett, Lewis.....	WR ... Florida A&M.....	1987	Bradford, Allen.....	LB ... USC.....	2013
Bennett, Martellus.....	TE ... Texas A & M.....	2012	Bradshaw, Ahmad.....	RB ... Marshall.....	2007-2012
Bennett, Sean.....	RB ... Northwestern.....	1999-2000, 2002	Brahm, Larry.....	G ... Temple.....	1943
Benson, Brad.....	G ... Penn State.....	1977-1987	Brandes, John.....	TE ... Cameron.....	1992
Benyola, George.....	K ... Louisiana Tech.....	1987	Brannon, Steve.....	DE ... Hampton.....	1993
Berhe, Nat.....	S ... San Diego State.....	2014-2017	Bratzke, Chad.....	DE ... E. Kentucky.....	1994-1998
Bernard, Rocky.....	DT ... Texas A&M.....	2009-2012	Bredeson, Ben.....	G ... Michigan.....	2021
Berry, Wayne.....	HB ... Wash. State.....	1954	Brennan, Matt.....	BB ... Lafayette.....	1925
Berthussen, Bil.....	NT ... Iowa State.....	1987	Brenner, Al.....	DB ... Michigan St.....	1969-1970
Berton, Sean.....	TE ... North Carolina State.....	2005	Brewer, Jack.....	S ... Minnesota.....	2004
Besana, Fred.....	QB ... California.....	1978	Brewer, James.....	T ... Indiana.....	2011-2014
Best, Art.....	HB ... Kent State.....	1980	Bright, Leon.....	HB ... Florida State.....	1981-1983
Bethea, Antoine.....	S ... Howard.....	2019	Brightwell, Gary.....	RB ... Arizona.....	2021
Biddle, Taye.....	WR ... Mississippi.....	2008	Brinkley, Jasper.....	LB ... South Carolina.....	2015
Biggs, Riley.....	C ... Baylor.....	1926-1927	Broadstone, Marion.....	T ... Nebraska.....	1931
Bischoff, Joe.....	E ... Richmond.....	1959	Bromell, Lorenzo.....	DE ... Clemson.....	2004
Bishop, Greg.....	T ... Pacific.....	1993-1998	Bromley, Jay.....	DT ... Syracuse.....	2014-2017
Bisnowaty, Adam.....	T ... Pittsburgh.....	2017	Brooks, Barrett.....	T ... Kansas State.....	2002
Black, Mike.....	T ... Cal State-Sac.....	1987	Brooks, Bobby.....	DB ... Bishop College.....	1974-1976
Blackburn, Chase.....	LB ... Akron.....	2005-2012	Brooks, Michael.....	LB ... LSU.....	1993-1995
Blackmon, Will.....	CB ... Boston College.....	2010-2011	Brossard, Fred.....	C ... N.W. Louisiana.....	1955
Blackwell, Kory.....	CB ... Massachusetts.....	1998	Brovarney, Casimir.....	T ... Detroit.....	1941
Blandhard, Cary.....	K ... Oklahoma State.....	1999	Brown, Andre.....	RB ... NC State.....	2009, 2012-2013

GIANTS ALL-TIME ROSTER

Brown, Boyd	TE ... Alcorn State	1977
Brown, C.C.	S ... Lou.-Lafayette	2009
Brown, Cam	LB ... Penn State	2020-2021
Brown, Charles	T ... USC	2014
Brown, Chykie	CB ... Texas	2014
Brown, Dove	QB ... Duke	1992-1997
Brown, Dave A.	WB ... Alabama	1943, 1946-1947
Brown, Derek	TE ... Notre Dame	1992-1994
Brown, Donald	DB ... Maryland	1987
Brown, Evan	C ... SMU	2018-2019
Brown, Gary	RB ... Penn State	1998-1999
Brown, Jamon	G ... Louisville	2018
Brown, Joseph Barry	LB ... Florida	1968
Brown, Josh	PK ... Nebraska	2013-2016
Brown, Lomas	T ... Florida	2000-2001
Brown, Otto	DB ... Prairie View	1970-1973
Brown, Ralph	DB ... Nebraska	2000-2003
Brown, Roger	DB ... Virginia Tech	1990-1991
Brown, Rosie	T ... Morgan State	1953-1965
Brown, Stevie	DB ... Michigan	2012-2014
Browning, Gregg	E ... Denver	1947
Brunner, Scott	QB ... Delaware	1980-1983
Brunson, T.J.	LB ... South Carolina	2020-2021
Bryant, Bill	DB ... Grambling	1976-1978
Bryant, Corbin	DT ... Northwestern	2017
Bryant, Matt	PK ... Baylor	2002-2003
Bucannon, Deone	LB ... Washington State	2019
Buckley, Curtis	DB ... East Texas State	1998
Buckley, Marcus	LB ... Texas A&M	1993-1999
Buckley, Terrell	CB ... Florida State	2005
Bucklin, Ted	BB ... Idaho	1931
Buetow, Bart	T ... Minnesota	1973
Buffington, Harry	BB ... Oklahoma A&M	1942
Buford, Maury	P ... Texas Tech	1988
Buggs, Danny	WR ... West Virginia	1975-1976
Bujnoch, Digger	C ... Cincinnati	2008
Bulluck, Keith	LB ... Syracuse	2010
Bullock, Randy	K ... Texas A&M	2016
Bunch, Jarrod	RB ... Michigan	1991-1993
Bundra, Mike	DT ... USC	1965
Burgess, Charlie	LB ... Carson-Newman	1987
Burnett, Dale	FB ... Kansas Teachers	1930-1939
Burnine, Hank	E ... Missouri	1956
Burns, Curry	S ... Louisville	2004
Burress, Plaxico	WR ... Michigan State	2005-2008
Burt, Jim	NT ... Miami	1981-1988
Busch, Mike	QB ... So Dakota State	1987
Bundy, Marquis	WR ... New Mexico	2017
Butkus, Carl	T ... George Washington	1949
Butler, James	S ... Georgia Tech	2005-2008
Butler, Skip	K ... Texas, Arlington	1971
Buzin, Dick (Rich)	T ... Penn State	1968-1970
Byers, Ken	DE ... Cincinnati	1962-1964
Byler, Joe	T ... Nebraska	1946

Byrd, Boris	DB ... Austin, Peay	1987
-------------	---------------------	------

C

Cagle, Chris	TB ... Army	1930-1932
Caldwell, Alan	DB ... No. Carolina	1979
Caldwell, Bruce	TB ... Yale	1928
Calhoun, Duke	WR ... Memphis	2010
Calligaro, Len	BB ... Wisconsin	1944-1945
Calloway, Chris	WR ... Michigan	1992-1998
Campbell, Carter	LB ... Weber State	1972-1973
Campbell, Dan	TE ... Texas A&M	1999-2002
Campbell, Glenn	E ... Emporia St.(Kansas)	1929-1933
Campbell, Jesse	DB ... N. Carolina St.	1992-1996
Campfield, Billy	HB ... Kansas	1983
Cancik, Phil	LB ... No. Arizona	1980
Cannady, John	BB ... Indiana	1947-1954
Cannella, John	G ... Fordham	1933-1934
Cantor, Leo	FB ... UCLA	1942
Canty, Chris	DT ... Virginia	2009-2012
Capers, Selvish	OL ... West Virginia	2012
Capi, Nordly (Cap)	DE ... Akron	2017
Caranci, Roland	T ... Colorado	1944
Carney, Art	G ... Navy	1925-1926
Carney, John	K ... Notre Dame	2008
Carpenter, Brian	DB ... Michigan	1982
Carpenter, Rob	FB ... Miami (Ohio)	1981-1985
Carr, David	QB ... Fresno State	2008-2009, 2011-2012
Carr, Henry	DB ... Arizona State	1965-1967
Carr, Reggie	DE ... Jackson State	1987
Carroccio, Russ	G ... Virginia	1954-1955
Carroll, Jim	LB ... Notre Dame	1965-1966
Carroll, Victor (Vic)	T ... Nevada	1943-1947
Carson, Harry	LB ... So. Carolina St.	1976-1988
Carter, Lorenzo	LB ... Georgia	2018-2021
Carter, Jonathan	WR ... Troy State	2001-2002
Carter, Tim	WR ... Auburn	2002-2006
Carthon, Maurice	RB ... Arkansas St.	1985-1991
Case, Pete	G ... Georgia	1965-1970
Cash, Ataveus	WR ... Hampton	2003
Cash, Jeremy	LB ... Duke	2017
Casillas, Jonathan	LB ... Wisconsin	2015-2017
Cavanaugh, Matt	QB ... Pittsburgh	1990-1991
Caywood, Lester (Les)	G ... St. John's	1927, 1929-1932
Cephous, Frank	RB ... UCLA	1984
Ceppitelli, Gene	C ... Villanova	1969
Chandler, Don	HB ... Florida	1956-1964
Chandler, Karl	C ... Princeton	1974-1977
Chandler, Scott	TE ... Iowa	2009
Chandler, Sean	S ... Temple	2018-20
Charlton, Ike	CB ... Virginia Tech	2003
Chase, Martin	DT ... Oklahoma	2004
Chatman, Cliff	FB ... Central State (Okla.)	1982
Cherry, Mike	QB ... Murray State	1997-2000
Cheverko, George	WB ... Fordham	1947-1948

GIANTS ALL-TIME ROSTER

D			
Dach, Carson.....	LS	Eastern Michigan	2003
Dahl, Craig.....	S	North Dakota State	2007, 2015
Dalujo, Brad.....	K	UCLA	1993-2000

GIANTS ALL-TIME ROSTER

Damiani, Francis (Frank)	T ... Manhattan	1944
Danelo, Joe	K ... Washington State	1976-1982
Daniel, Kenny	DB ... San Jose State	1984
Daniels, Torrance (Tank)	LB ... Harding	2007
Danowski, Ed	TB ... Fordham	1934-1939, 1941
Darkwa, Orleans	RB ... Tulane	2014-2017
Davidson, James	LB ... UTEP	2014
Davis, Chris	LB ... San Diego State	1987
Davis, Don	DT ... L.A. State	1966-1967
Davis, Gains	G ... Texas Tech	1936
Davis, Jeremy	WR ... Connecticut	2015
Davis, Henry	LB ... Grambling	1968-1969
Davis, Jawill	WR ... Bethune-Cookman	2018
Davis, Kelvin	G ... Johnson Smith	1987
Davis, Paul	LB ... North Carolina	1983
Davis, Roger	G ... Syracuse	1965-1966
Davis, Roosevelt	DE ... Tennessee A&I	1965-1967
Davis, Russell	DT ... North Carolina	2007
Davis, Scott	G ... Iowa	1993-1996
Davis, Tae	LB ... Tennessee-Chattanooga	2018-2019
Davis, Thabiti	WR ... Wake Forest	2000-2001
Davis, Tyrone	DB ... Clemson	1985-1986
Dawkins, Joe	FB ... Wisconsin	1974-1975
Dawsey, Lawrence	WR ... Florida State	1996
Dayne, Ron	RB ... Wisconsin	2000-2004
Dean, Randy	QB ... Northwestern	1977-1979
Deayon, Dante	CB ... Boise State	2017-2018
DeFilippo, Lou	C ... Fordham	1941, 1945-1947
Del Gaizo, Jim	QB ... Tampa	1974
Dell Isola, John (Johnny)	C ... Fordham	1934-1940
DeLoatch, Curtis	CB ... North Carolina A&T	2004-2005
Demps, Quintin	S ... UTEP	2014
Demps, Will	FS ... San Diego State	2006
Dennard, Darqueze	DB ... Michigan State	2021
Dennerlein, Gerald (Jerry)	T ... St. Mary's	1937, 1940
Dennerly, Vince	E ... Fordham	1941
Dennis, Mike	DB ... Wyoming	1980-1983
Dent, Burnell	LB ... Tulane	1993
DeOssie, Steve	LB ... Boston College	1989-1993
DeOssie, Zak	LB ... Brown	2007-2019
DeRogatis, Al	DT ... Duke	1949-1952
DeRose, Dan	LB ... USC	1987
Dess, Darrell	G ... N. Carolina St.	1959-64, 1966-69
Dickerson, Garrett	TE ... Northwestern	2018-2019
Diehl, David	G/T ... Illinois	2003-2013
Dillard, Phillip	LB ... Nebraska	2010
Dillard, Stacey	DE ... Oklahoma	1992-1995
Dinkins, Darnell	QB/S ... Pittsburgh	2002-2003
DiRenzo, Fred	RB ... New Haven	1987
DiRico, Bob	RB ... Kutztown State	1987
Dixon, Al	TE ... Iowa State	1977-1979
Dixon, Brandon	CB ... Northwest Missouri State	2017
Dixon, Riley	P ... Syracuse	2018-2021
Dixon, Ron	WR ... Lambuth	2000-2003

Dixon, Zachary (Zach)	HB ... Temple	1979
Dobelstein, Bob	G ... Tennessee	1946-1948
Dockery, Kevin	CB ... Mississippi State	2006-2009
Dodge, Matt	P ... East Carolina	2010
Doggert, Keith	T ... Wichita	1942
Donnell, Larry	TE ... Grambling	2013-2016
Doolan, John	WB ... Georgetown	1945-1946
Doornink, Dan	FB ... Washington State	1978
Dorris, Derek	WR ... Texas Tech	2002
Dorsey, Eric	DE ... Notre Dame	1986-1992
Douglas, Chris	RB ... Duke	2004
Douglas, Everett	T ... Florida	1953
Douglas, John	LB ... Missouri	1970-1973
Douglas, Omar	WR ... Minnesota	1994-1997
Douglas, Robert	RB ... Memphis	2006-2007
Douglass, Maurice	DB ... Kentucky	1995-1996
Douglass, Paul	DB ... Illinois	1953
Douzable, Leger	DT ... Central Florida	2008
Dove, Eddie	DB ... Colorado	1963
Downs, Devante	LB ... California	2019-2020
Downs, Gary	RB ... N.C. State	1994, 1996
Dowlin, Marcus	LB ... North Alabama	2013
Droughns, Reuben	RB ... Oregon	2007-2008
Dryer, Fred	DE ... San Diego State	1969-1971
Dublinski, Tom	QB ... Utah	1958
Dubofsky, Maurice	G ... Georgetown	1932
Dubzinski, Walt	G ... Boston College	1943
Duckens, Mark	DE ... Arizona State	1989
Duckett, Damone	DT ... East Carolina	2004-2005
Duden, Dick	E ... Navy	1949
Dudley, Paul	HB ... Arkansas	1962
Duerson, Dave	DB ... Notre Dame	1990
Duff, Jamal	DE ... San Diego State	1995-1996
Dugan, Bill	G ... Penn State	1987
Dugan, Leonard	C ... Wichita	1936
Duggan, Gilford Earl (Gil)	T ... Oklahoma	1940
Duhon, Bobby	HB ... Tulane	1968-1972
Dunaway, Dave	WR ... Duke	1969
Duncan, Jim	DE ... Wake Forest	1950-1953
Dunker, Jessaman	T ... Tennessee State	2017
Dunlap, Bob	DB ... Oklahoma	1936
Dvorak, Rick	WB ... Wichita State	1974-1977

E

Eagan, Ed	WR ... Northwestern State	2017
Eakin, Kay	QB ... Arkansas	1940-1941
Eaton, Lou	T ... California	1945
Eaton, Scott	DB ... Oregon State	1967-1972
Ebner, Nate	S ... Ohio State	2020-2021
Eck, Keith	C ... UCLA	1979-1980
Edkhardt, Oscar (Ox)	FB ... Texas	1928
Eddings, Floyd	WR ... California	1982-1983
Edwards, Antonio	DE ... Valdosta State	1997
Edwards, Ben	WR ... Richmond	2015-2016

GIANTS ALL-TIME ROSTER

Edwards, Bill (Monk).....	T ... Baylor.....	1940-1942, 1946
Edwards Jr., Mario.....	DL ... Florida State.....	2018
Edwards, Steve.....	G ... Central Florida.....	2006
Elias, Keith.....	RB ... Princeton.....	1994-1996
Eligwe, Ukeme.....	LB ... Georgia Southern.....	2018
Ellenbogen, Bill.....	G ... Virginia Tech.....	1976-1977
Elliott, John (Jumbo).....	T ... Michigan.....	1988-1995
Ellis, Ed.....	T ... Buffalo.....	2004
Ellis, Kenrick.....	DT ... Hampton.....	2015
Ellison, Mark.....	G ... Dayton.....	1972-1973
Ellison, Rhett.....	T ... USC.....	2017-2019
Ellsworth, Percy.....	DB ... Virginia.....	1996-1999
Emmons, Carlos.....	LB ... Ark. State.....	2004-2006
Enderle, Dick.....	G ... Minnesota.....	1972-1975
Engram, Evan.....	TE ... Ole Miss.....	2017-2021
Engler, Derek.....	C ... Wisconsin.....	1997-2000
Epps, Bobby.....	FB ... Pittsburgh.....	1954-1955, 1957
Erickson, Bill.....	G ... Mississippi.....	1940
Eshmont, Len.....	FB ... Fordham.....	1941
Etta-Tawo, Amba.....	WR ... Syracuse.....	2019
Ettinger, Don.....	G ... Kansas.....	1948-1950
Evans, Charlie.....	FB ... USC.....	1971-1973

F

Fackrell, Kyler.....	LB ... Utah State.....	2020
Faircloth, Art.....	QB ... No. Carolina.....	1947-1948
Falaschi, Nello (Flash).....	BB ... Santa Clara.....	1938-1941
Falcon, Terry.....	G ... Montana.....	1980
Feagles, Jeff.....	P ... Miami.....	2003-2009
Feather, Erwin (Tiny).....	BB ... Kansas St.....	1929-1933
Feely, Jay.....	K ... Michigan.....	2005-2006
Fells, Daniel.....	TE ... UC Davis.....	2014-2015
Felton, Eric.....	DE ... Texas Tech.....	1980
Fennema, Carl.....	C ... Washington.....	1948-1949
Fenner, Chandler.....	CB ... Holy Cross.....	2014
Ferrara, Frank.....	DE ... Rhode Island.....	2001-2002
Fields, Joe.....	C ... Widener.....	1988
Filchok, Frank (Frankie).....	QB ... Indiana.....	1946
Files, Jim.....	LB ... Oklahoma.....	1970-1973
Filipowicz, Steve.....	FB ... Fordham.....	1945-1946
Filipski, Gene.....	HB ... Villanova.....	1956-1957
Finn, Jim.....	FB ... Pennsylvania.....	2003-2007
Fischer, Cletus (Clete).....	HB ... Nebraska.....	1949
Fitzgerald, Mike.....	DB ... Iowa State.....	1967
Flaherty, Pat.....	E ... Notre Dame.....	1928
Flaherty, Ray.....	E ... Gonzaga.....	1929, 1931-35
Fleming, Cameron.....	T ... Stanford.....	2020
Flenikien, Max (Mack).....	TB ... Geneva.....	1931
Flowers, Ereck.....	T ... Miami.....	2015-2018
Flowers, Larry.....	DB ... Texas Tech.....	1981-1985
Flowers, Richmond.....	DB ... Tennessee.....	1971-1973
Fluker, D.J.....	G ... Alabama.....	2017
Flynn, Tom.....	DB ... Pittsburgh.....	1986-1988
Flythe, Mark.....	DE ... Penn State.....	1993

Folsom, Steve.....	TE ... Utah.....	1982
Foote, Chris.....	C ... USC.....	1982-1983
Ford, Charlie.....	DB ... Houston.....	1975-1976
Foreman, Jay.....	LB ... Nebraska.....	2005
Forte, Ike.....	HB ... Arkansas.....	1981
Fowler, Dan.....	G ... Kentucky.....	1979
Fox, Dan.....	LB ... Notre Dame.....	2014
Fox, Mike.....	DE ... West Virginia.....	1990-1994
Fox, Samuel (Sam).....	E ... Ohio State.....	1945
Fowler III, Bennie.....	WR ... Michigan State.....	2018-2019
Franck, George.....	WB ... Minnesota.....	1941, 1945-1947
Frankian, Mal (Ike).....	E ... St. Mary's.....	1934-1935
Franklin, George.....	RB ... Texas A&I (A&M).....	1979
Frederick, Terrence.....	DB ... Texas A&M.....	2012
Frederickson, Tucker.....	FB ... Auburn.....	1965-1971
Freeman, Devonta.....	RB ... Florida State.....	2020
Freeman, Lorenzo.....	NT ... Pittsburgh.....	1991
Friede, Mike.....	WR ... Indiana.....	1980-1981
Friedman, Bennie (Benny).....	TB ... Michigan.....	1929-1931
Frisch, Byron.....	DE ... BYU.....	2002
Fromm, Jake.....	QB ... Georgia.....	2021
Frugone, James G. (Jim).....	TB ... Syracuse.....	1925
Fuqua, John.....	HB ... Morgan State.....	1969

G

Gaines, Rogers.....	T ... Tennessee St.....	2014
Gaiters, Bobby.....	HB ... New Mexico St.....	1961-1962
Galazin, Stan.....	C ... Villanova.....	1937-1939
Galbreath, Tony.....	RB ... Missouri.....	1984-1987
Galiffa, Arnold.....	QB ... Army.....	1953
Gallagher, Dave.....	DE ... Michigan.....	1975-1976
Gallman Jr., Wayne.....	RB ... Clemson.....	2017-2020
Galyon, Scott.....	LB ... Tennessee.....	1996-1999
Gano, Graham.....	K ... Florida State.....	2020-2021
Garcia, Jim.....	DE ... Purdue.....	1966
Garner, Bob.....	G ... No College.....	1945
Garnes, Sam.....	SS ... Cincinnati.....	1997-2001
Garrett, Alvin.....	HB ... Angelo State.....	1980-1981
Garrett, Curtis.....	DE ... Illinois State.....	1987
Garrett, Jason.....	QB ... Princeton.....	2000-2003
Garvey, Art (Hec).....	G ... Notre Dame.....	1927-1928
Garzoni, Mike.....	G ... USC.....	1948
Gates, Nick.....	OL ... Nebraska.....	2018-2021
Gatewood, Tom.....	WR ... Notre Dame.....	1972-1973
Gaulden, Rashaan.....	DB ... Tennessee.....	2019
Gehrke, Bruce.....	E ... Columbia.....	1948
Gelatka, Charles (Chuck).....	E ... Mississippi St.....	1937-1940
Gettis, Adam.....	G ... Iowa.....	2014-2017
Gibbons, Mike.....	T ... S.W. Oklahoma St.....	1976-1977
Giblin, Robert.....	DB ... Houston.....	1975-1976
Gibson, Denver (Butch).....	G ... Grove City.....	1930-1934
Gifford, Frank.....	RB/DB ... USC.....	1952-60, 1962-64
Gildea, John.....	BB ... St. Bonaventure.....	1938
Gillard, Larry.....	DE ... Mississippi State.....	1978

GIANTS ALL-TIME ROSTER

Gillaspia, Cullen	FB ... Texas A&M	2021
Gillette Walker	WR ... Richmond	1974-1976
Gilliard, Darnell	DT ... Troy State	1996
Gladdhuk Chet	C ... Boston Coll	1941, 1946-1947
Glass, Chip	TE ... Florida St.	1974
Glenn, Vencie	DB ... Indiana State	1995
Glennon, Mike	QB ... North Carolina State	2021
Glover, Rich	DT ... Nebraska	1973
Goddard, Na'shan	T ... South Carolina	2006
Godfrey, Chris	G ... Michigan	1984-1987
Goff, Jim	T ... Lafayette	2001
Goff, Jonathan	LB ... Vanderbilt	2008-2011
Gogoluk, Pete	K ... Cornell	1966-1974
Goid, Dan	DT ... California	1972-1973
Golden, Brittan	WR ... West Texas A&M	2019
Golden, Markus	LB ... Missouri	2019-2020
Golden, Jack	LB ... Oklahoma State	2000-2001
Goldsmith, Wen	C ... Emporia State	1940
Golladay, Kenny	WR ... Northern Illinois	2021
Golsteyn, Jerry	QB ... No. Illinois	1976-1978
Goode, Conrad	T ... Missouri	1984-1985
Goodson, B.J.	LB ... Clemson	2016-2018
Goodwin, Stephen	OL ... Nebraska-Kearney	2013
Goodwin, Tod	E ... West Virginia	1935-1936
Gorgone, Pete	BB ... Muhlenberg	1946
Gossage, Gene	T ... Northwestern	1963
Gould, Robbie	K ... Penn State	2016
Governali, Paul	QB ... Columbia	1947-1948
Gragg, Scott	T ... Montana	1995-1999
Graham, Kent	QB ... Ohio State	1992-94, 1998-99
Graham, Shayne	PK ... Michigan State	2010
Grandelius, Everett (Sonny)	HB ... Michigan St.	1953
Grant, Curtis	LB ... Ohio State	2017
Grant, Deon	S ... Tennessee	2010-2011
Grant, Len	T ... NYU	1930-1937
Grant, Wesley	DE ... UCLA	1970
Grate, Carl	G ... Georgia	1945
Gravelle, Gordon	T ... Brigham Young	1977-1979
Gray, Carlton	DB ... UCLA	1998
Gray, Earnest	WR ... Memphis State	1979-1984
Greco, John	OT ... Toledo	2017-2018
Green, Anthony	FB ... West Virginia	2001
Green, Barrett	LB ... West Virginia	2004-2005
Green, Joe	DB ... Bowling Green	1970-1971
Green, Ray	CB ... South Carolina	2003
Green, Tony	HB ... Florida	1979
Greene, A.J.	DB ... Wake Forest	1991
Greenhalgh, Bob	FB ... San Francisco	1949
Gregory, Jack	DE ... Delta State	1972-1978
Greisen, Nick	LB ... Wisconsin	2002-2005
Grier Rosey	DE ... Penn St.	1955-56, 1958-62
Griffin, Cornelius	DT ... Alabama	2000-2003
Griffing, Glynn	QB ... Mississippi	1963
Griffith, Forrest	HB ... Kansas	1950-1951

Grigg, Cecil (Tex)	BB ... Austin; Texas	1926
Grim, Bob	WR ... Oregon State	1972-1974
Gross, Andy	G ... Auburn	1962-1968
Grosscup, Lee	QB ... Utah	1960-1961
Guggemos, Neal	DB ... St. Thomas (Mn)	1988
Guglielmi, Ralph	QB ... Notre Dame	1962-1963
Gunn, Jimmy	LB ... USC	1975
Gursky, AL	LB ... Penn State	1963
Guthrie, Sean	DE ... Boston College	2002
Gutowsky, Leroy (Ace)	B ... Oklahoma City	1931
Guy, Lou	FL ... Mississippi	1963
Guy, Melwood (Buzz)	G ... Duke	1958-1959
Guyon, Joe	BB ... Carlisle	1927
Guyton, Myron	DB ... Eastern Kentucky	1989-1993

H

Haase, Andy	TE ... Northern Colorado	1998
Hachten, Bill	G ... Stanford	1947
Haddix, Wayne	DB ... Liberty Baptist	1987-1988
Haden, John (Jack)	T ... Arkansas	1936-1938
Hagan, Derek	WR ... Arizona State	2008-2010
Hagerty, John (Jack)	FB ... Georgetown	1926-1930, 1932
Haines, Henry (Hinkey)	WB ... Penn State	1925-1928
Haji-Sheikh, Ali	K ... Michigan	1983-1985
Halapio, Jon	G ... Florida	2017-2019
Hale, Ryan	DT ... Arkansas	1999-2000
Haley, Grant	CB ... Penn State	2018-2019
Hall, Alex	DE ... St. Augustine	2010
Hall, Harold	C ... Springfield	1942
Hall, John Wesley, Jr.	DE ... Iowa	1955
Hall, Leon	CB ... Michigan	2016
Hall, Pete	E ... Marquette	1961-1962
Hamilton, Antonio	DB ... South Carolina State	2018-2019
Hamilton, Conrad	DB ... E. New Mexico	1996-1999
Hamilton, Dominique	DT ... Missouri	2014
Hamilton, Keith	DE ... Pittsburgh	1992-2003
Hamilton, Woodrow	DL ... Ole Miss	2022
Hammond, Bob	HB ... Morgan State	1976-1979
Hampton, Rodney	RB ... Georgia	1990-1997
Hand, Norman	DT ... Mississippi	2004
Hanken, Ray	E ... Geo. Wash.	1937-1938
Hankins, Johnathan	DT ... Ohio State	2013-2016
Hannah, Herb	T ... Alabama	1951
Hanson, Dick	DT ... No. Dakota St.	1971
Hapes, Merle	FB/DB ... Mississippi	1942, 1946
Hardison, Dee	DE ... North Carolina	1981-1985
Hare, Cecil (Cace)	BB ... Gonzaga	1946
Harms, Art	T ... Vermont	1926-1927
Harper, Charlie	G ... Oklahoma State	1966-1972
Harper, LaSalle	LB ... Arkansas	1989
Harper, Madre	DB ... Southern Illinois	2020
Harrell, Gary	WR ... Howard	1994-1995
Harris, Don	DB ... Rutgers	1980
Harris, Dwayne	WR ... East Carolina	2015-2017

GIANTS ALL-TIME ROSTER

Harris, Johnnie.....	S ... Mississippi State.....	2002-2003	Hill, Harry Franklin (Cowboy) TB ...	Oklahoma.....	1925-1926
Harris, Marcus.....	WR ... Murray State.....	2014-2015	Hill, John.....	C/T ... Lehigh.....	1972-1974
Harris, Mike.....	CB ... Florida State.....	2014	Hill, John A. (Kid or Bozo) ...	B ... Amherst.....	1926
Harris, Nigel.....	LB ... South Florida.....	2017	Hill, Kenny.....	DB ... Yale.....	1984-1988
Harris, Oliver (Ollie).....	E ... Geneva.....	1926	Hill, Ralph.....	C ... Florida A&M.....	1976-1977
Harris, Phil.....	DB ... Texas.....	1966	Hill, Will.....	DB ... Florida.....	2012-2013
Harris, Robert.....	DE ... Southern.....	1995-1999	Hillebrand, Jerry.....	LB ... Colorado.....	1963-1966
Harris, Trent.....	LB ... Miami (FL).....	2020-2021	Hilliard, Ike.....	WR ... Florida.....	1997-2004
Harris, Wendell.....	DB ... LSU.....	1966-1967	Hilliard, Jason.....	OL ... Louisville.....	2004
Harrison, Damon.....	NT ... William Penn.....	2016-2018	Hilliard, Justin.....	LB ... Ohio State.....	2021
Harrison, Jonathan.....	OL ... Florida.....	2021	Hillis, Peyton.....	RB ... Arkansas.....	2013-2014
Harrison, Max.....	E ... Auburn.....	1940	Hillman, Jon.....	RB ... Rutgers.....	2019
Hart, Bobby.....	T ... Florida State.....	2015-2017	Hilpert Hal.....	E ... Oklahoma City.....	1930
Hart, Harold.....	HB ... Texas Southern.....	1977	Hilton, Roy.....	DE ... Jackson State.....	1974
Hartzog, Howard (Bug).....	G ... Baylor.....	1928	Hinkle, Jack.....	BB ... Syracuse.....	1940
Harvey, Nate.....	LB ... East Carolina.....	2019	Hinton, Chuck.....	C ... Mississippi.....	1967-1969
Hasenohrl, George.....	DT ... Ohio State.....	1974	Hixon, Domenik.....	WR ... Akron.....	2007-2012
Hasselbeck, Don.....	TE ... Colorado.....	1985	Hobgood-Chittick, Nate.....	DT ... North Carolina.....	1998
Hasselbeck, Tim.....	QB ... Boston College.....	2005-2006	Hodel, Merwin.....	FB ... Colorado.....	1953
Hartage, Montre.....	S ... Northwestern.....	2020	Hogan, Mike.....	FB ... Tenn.-Chattanooga.....	1980
Hatch, Jeff.....	T ... Penn.....	2002-2003	Hogan, Paul.....	WB ... Wash. & Jefferson.....	1926
Hathcock, Dave.....	DB ... Memphis State.....	1967	Holifield, Jimmy.....	DB ... Jackson St.....	1968-1969
Hauser, Art.....	DT ... Xavier.....	1959	Holland, Vern.....	OT ... Tennessee.....	1980
Hayes, Larry.....	LB ... Vanderbilt.....	1961	Hollis, Mike.....	K ... Idaho.....	2003
Haynes, Mark.....	DB ... Colorado.....	1980-1985	Hollowell, T.J.....	LB ... Nebraska.....	2004
Hazel, Paul.....	DE ... Western Michigan.....	2014	Holba, Colin.....	LS ... Louisville.....	2019
Hazeltine, Matt.....	LB ... California.....	1970	Holmes, Darnay.....	CB ... UCLA.....	2020-2021
Headen, Andy.....	LB ... Clemson.....	1983-1988	Holmes, Jarret.....	K ... Auburn.....	2000
Heap, Joe.....	HB ... Notre Dame.....	1955	Holmes, Kenny.....	DE ... Miami.....	2001-2003
Heater, Larry.....	HB ... Arizona.....	1980-1983	Holsey, Bernard.....	DT ... Duke.....	1996-1999
Hebert, Bud.....	DB ... Oklahoma.....	1980	Holmes, Johnny.....	WR ... Cincinnati.....	2020
Heck, Ralph.....	LB ... Colorado.....	1969-1971	Hopkins, Tom.....	G ... Ohio State.....	2002
Hedgecock, Madison.....	FB ... North Carolina.....	2007-2010	Horan, Mike.....	P ... Long Beach St.....	1993-1996
Heffner-Liddiard, Brody.....	TE ... Colorado.....	2000	Horne, Richard.....	DE ... Oregon.....	1941
Hein, Mel.....	C ... Washington St.....	1931-1945	Horner, Sam.....	DB ... VMI.....	1962-1963
Heinrich, Don.....	QB ... Washington.....	1954-1959	Hornsby, Ron.....	LB ... S. E. Louisiana.....	1971-1974
Henderson, Robert.....	DE ... Southern Mississippi.....	2008	Hosley, Jayron.....	DB ... Virginia Tech.....	2012-2015
Henderson, Quadree.....	WR ... Pittsburgh.....	2018	Hostetler, Jeff.....	QB ... West Virginia.....	1984-1992
Hendrian, Dutch.....	BB ... Pittsburgh.....	1925	Houston, Dick (Rich).....	WR ... East Texas St.....	1969-1973
Hendricks, Dwayne.....	DT ... Miami.....	2011	Hovious, John (Junie).....	QB ... Mississippi.....	1945
Henry, Steve.....	DB ... Emporia State.....	1980	Howard, Albert Franklin (Red) G ...	NH; Princeton.....	1927
Henry, Wilbur (Pete).....	T ... Wash. & Jefferson.....	1927	Howard, Anthony.....	G ... Tennessee.....	1987
Hensley, Dick.....	E ... Kentucky.....	1949	Howard, Bob (Dosey).....	G ... Marietta.....	1929-1930
Herber, Arnie.....	QB ... Regis.....	1944-1945	Howard, Erik.....	NT ... Washington St.....	1986-1994
Herman, Eric.....	OL ... Ohio.....	2013-2014	Howard, Travis.....	CB ... Ohio State.....	2014
Hermann, Johnny.....	DB ... UCLA.....	1959	Howell, Jim Lee.....	E ... Arkansas.....	1937-42, 1946-47
Herrmann, Don.....	WR ... Waynesburg.....	1969-1974	Howell, Lane.....	T ... Grambling.....	1963-1964
Hernandez, Will.....	G ... UTEP.....	2018-2021	Hubbard, Cal.....	E ... Geneva.....	1927-1928, 1936
Herzlich, Mark.....	LB ... Boston College.....	2011-2017	Hudson, Bob.....	E ... Clemson.....	1951-1952
Hickl, Ray.....	LB ... Texas A&I.....	1969-1970	Huff, Sam.....	LB ... West Virginia.....	1956-1963
Hicks, Eddie.....	FB ... East Carolina.....	1979-1980	Hugger, Keith.....	WR ... Connecticut.....	1983
Hicks, John.....	G ... Ohio State.....	1974-1977	Hughes, Ed.....	DB ... Tulsa.....	1956-1958
Hiemstra, Ed.....	C ... Sterling.....	1942	Hughes, Ernie.....	C ... Notre Dame.....	1981-1983
Hill, B.J.....	DL ... North Carolina State.....	2018-2020	Hughes, Montori.....	DT ... Tennessee-Martin.....	2015-2016

GIANTS ALL-TIME ROSTER

Hughes, Pat	C	Boston U	1970-1976
Hunt, Byron	LB	SMU	1981-1988
Hunt, George	K	Tennessee	1975
Hunter, Michael	CB	Oklahoma State	2016
Hutchinson, Bill	QB	Dartmouth	1942
Hutchinson, Ralph	T	Chattanooga	1949
Huth, Gerald (Jerry)	G	Wake Forest	1956
Hyland, Bob	G	Boston College	1971-1975
Hynoski, Henry	FB	Pittsburgh	2011-2014

I

Imlay, Talma (Tut)	WB	California	1927
Ingram, Mark	WR	Michigan State	1987-1992
Irvine, Cecil (Tex)	T	Davis-Elkins	1932-1935
Iverson, Chris (Duke)	BB	Oregon	1947

J

Jackson, Adoree'	CB	Southern California	2021
Jackson, Alonzo	LB	Florida State	2005
Jackson, Bennett	S	Notre Dame	2014-2015
Jackson, Bob	FB	N.C. A&T	1950-1951
Jackson, Brian	CB	Oklahoma	2010
Jackson, Cleveland	TE	Nevada-Las Vegas	1979
Jackson, Greg	DB	LSU	1989-1993
Jackson, Honor	DB	Pacific	1973-1974
Jackson, Josh	CB	Iowa	2021
Jackson, Louis	HB	Cal Poly (SLO)	1981
Jackson, Mark	WR	Purdue	1993-1994
Jackson, Terry	DB	S.D. State	1978-1983
Jacobs, Allen	FB	Utah	1966-1967
Jacobs, Brandon	RB	Southern Illinois	2005-2011, 2013
Jacobs, Proverb	DT	California	1960
Jacobs, Tramain	CB	Texas A&M	2015
Jacobson, Larry	DT	Nebraska	1972-1975
James, Charles	DB	Charleston Southern	2013
James, Dick	DB	Oregon	1964
Janarette, Charlie	T	Penn State	1961-1962
Jappe, Paul E.	E	Syracuse	1925, 1927-1928
Jelacic, Jon	G	Minnesota	1958
Jenkins, Cullen	DT	Central Michigan	2013-2015
Jenkins, Eddie	HB	Holy Cross	1974
Jenkins, Izel	DB	N.C. State	1993
Jenkins, Janoris	CB	North Alabama	2016-2019
Jenkins, John	DL	Georgia	2018
Jennings, Dave	P	St. Lawrence	1974-1984
Jennings, Michael	WR	Florida State	2006-2007
Jennings, Rashad	RB	Liberty	2014-2016
Jernigan, Jerrel	WR	Troy	2011-2014
Jerry, John	OL	Mississippi	2014-2017
Jessie, Brandon	TE	Utah	1997
Jeter, Gary	DE	USC	1977-1982
Jiles, Dwayne	LB	Texas Tech	1989
John, Rysen	TE	Simon Fraser	2021
Johnson, Austin	DL	Penn State	2020-2021

Johnson, Bill	K	Livingston	1970
Johnson, Bob (Bobby)	WR	Kansas	1984-1986
Johnson, Bruce	DB	Miami	2009-2011
Johnson, Collin	WR	Texas	2021
Johnson, Curley	K	Houston	1969
Johnson, D.J.	DB	Jackson State	2009-2010
Johnson, Damian	T	Kansas State	1986-1989
Johnson, Darcy	TE	Central Florida	2006-2009
Johnson, Dennis	TE	Mississippi State	1980
Johnson, Dominique	DB	Jackson State	2009-2010
Johnson, Dwight	DE	Baylor	2002
Johnson, Gartrell	RB	Colorado State	2009
Johnson, Gene	DB	Cincinnati	1961-1962
Johnson, Herb	HB	Army; Washington	1954
Johnson, Joe	WB	Mississippi	1948
Johnson, John	DT	Indiana	1969
Johnson, Josh	QB	San Diego	2016
Johnson, Keonon	WR	Virginia	2017
Johnson, Ken	FB	Miami	1979
Johnson, Larry	C	Haskell	1936-1939
Johnson, Len	C	St. Cloud	1970
Johnson, LeShon	RB	N. Illinois	1998-1999
Johnson, Michael	S	Arizona	2007-2010
Johnson, Nate	WR	Hillsdale	1980
Johnson, Nico	LB	Alabama	2015
Johnson, Pepper	LB	Ohio State	1986-1992
Johnson, Randy	QB	Texas A&I	1971-1973
Johnson, Ron	HB	Michigan	1970-1975
Johnson, Travonti	CB	Central Florida	2007
Johnson, Will	FB	West Virginia	2016
Johnson II, Raymond	DL	Georgia Southern	2021
Johnston, Brian	C	North Carolina	1986-1987
Jones, Bob	DE	Penn State	2002
Jones, Brett	C	Regina (Canada)	2015-2017
Jones, Cedric	DE	Oklahoma	1996-2000
Jones, Chad	S	LSU	2010-2011
Jones, Chris	C	Delaware State	1987
Jones, Clarence	T	Maryland	1991-1993
Jones, Daniel	QB	Duke	2019-2021
Jones, Daryl	WR	Miami	2002
Jones, Dhani	LB	Michigan	2000-2003
Jones, Ernie	DB	Miami	1977-1979
Jones, Greg	LB	Michigan State	2011
Jones, Homer	FL	Texas Southern	1964-1969
Jones, James	DE	N.C. A&T	1987
Jones, Mark	WR	Tennessee	2004
Jones, Robbie	LB	Alabama	1984-1987
Jones, TJ	WR	Notre Dame	2019
Jones, Tom (Patsy)	G	Bucknell	1932-1936
Jordan, David	G	Auburn	1984-1986
Jordan, Mike	CB	Missouri Western State	2018
Joseph, Linval	DT	East Carolina	2010-2013
Joseph, William	DT	Miami	2003-2007

GIANTS ALL-TIME ROSTER

Joyce, DelvinRB ... James Madison 2002-2004
Junkin, TreyLS ... Louisiana Tech 2002
Jurevicius, JoeWR ... Penn State 1998-2001

K

Kab, VytoTE ... Penn State 1985
Kalu, JoshuaDB ... Nebraska 2021
Kane, HerbT ... Okla. Teachers 1944-1945
Kanel, DannyQB ... Florida State 1996-1998
Kanicki, JimDT ... Michigan St 1970-1972
Kaplan, BernieG ... West Maryland 1935-1936
Karcis, John (Bull)FB ... Carnegie Tech 1938-1939, 1943
Karilivacz, CarlDB ... Syracuse 1958
Katacavage, JimDE ... Dayton 1956-1968
Kaumeyer, ThomDB ... Oregon 1991-1993
Keahy, Eulis (Duce)T ... Geo. Washington 1942
Kearns, TomT ... Miami 1945
Kehl, BryanLB ... BYU 2008-2010
Kelley, BrianLB ... Cal. Lutheran 1973-1983
Kelly, DerrickOL ... Florida State 2021
Kelly, EllisonG ... Michigan State 1959
Kelly, John S. (Shipwreck)TB ... Kentucky 1932
Kelly, LewisOL ... S.C. State 2005-2006
Kelly, PaulQB ... New Haven 1987
Kemp, JackieQB ... Okcidental 1958
Kendrick, JimE ... Texas A&M 1927
Kennard, DevonLB ... USC 2014-2017
Kennard, GeorgeG ... Kansas 1952-1955
Kennedy, JimmyDT ... Penn State 2011
Kennedy, ThomasQB ... L. A. State 1966-1967
Kenyon, BillBB ... Georgetown 1925
Kershaw, GeorgeDE ... Colgate 1949
Ketzkow, AlexT ... Michigan St 1942
Keuper, KenDB ... Georgia 1948
Killett, CharlieHB ... Memphis St 1963
Killingier, GlennTB ... Penn State 1926
Kimball, BruceG ... Massachusetts 1981-1982
Kimber, BillE ... Florida State 1959-1960
Kimmel, JerryLB ... Syracuse 1987
Kinard, TerryDB ... Clemson 1983-1989
King, GordonT ... Stanford 1978-1985
King, JeromeDB ... Purdue 1980
King, PhilFB ... Vanderbilt 1958-1963
King, TavarresWR ... Georgia 2016-2017
Kinscherf, CarlFB ... Colgate 1943-1944
Kirby, JohnLB ... Nebraska 1969-1970
Kirovac, LouT ... Boston College 1963
Kitzmiller, John (Dutch)FB ... Oregon 1931
Kiwanuka, MathiasDE/LB ... Boston College 2006-2014
Klasoskus, AlT ... Holy Cross 1941-1942
Kline, Harry (Jiggs)E ... Kansas Teachers 1939-1940, 1942
Klotovich, MikeWB ... St. Mary's 1945
Knight, PatDE ... SMU 1952, 1954-1955
Knight, SammyS ... USC 2008

Kobrosky, Milt (Mickey)QB ... Trinity (Conn.) 1937
Koets, AdamOL ... Oregon State 2007-2011
Kolman, EdDT ... Temple 1949
Kolodziej, RossDT ... Wisconsin 2001-2003
Koontz, JoeWR ... San Francisco St 1968
Koppisch, WalterWB ... Columbia 1926
Kotar, DougHB ... Kentucky 1974-1981
Kotite, RichTE ... Wagner 1967, 1969-1972
Koy, ErnieHB ... Texas 1965-1970
Kozlowski, BrianTE ... Connecticut 1994-1996
Krahl, JimDT ... Texas Tech 1978
Kranichick, MattTE ... Penn State 2005
Kratch, BobG ... Iowa 1989-1993
Krause, MaxBB ... Gonzaga 1933-1936
Kreiter, CaseyLS ... Iowa 2020-2021
Kropog, TroyT ... Tulane 2014
Krouse, RayDT ... Maryland 1951-1955
Kuehl, RyanLS ... Virginia 2003-2007
Kuhn, MarkusDT ... N.C. State 2012-2015
Kyles, TroyWR ... Howard 1990

L

Lacey, BobWR ... North Carolina 1965
LaCrosse, MattTE ... Illinois 2015-2017
Ladler, KennyS ... Vanderbilt 2018
Lagod, Chester (Chet)G ... Chattanooga 1953
Laidlaw, ScottFB ... Stanford 1980
Lakes, RolandDT ... Wichita 1971
Lalonde, RogerDT ... Muskingum 1965
Lalos, NikoLB ... Dartmouth 2020
Landeta, SeanP ... Towson State 1985-1993, 2006
Landrews, JaquariusS ... Mississippi State 2020
Landry, TomDB ... Texas 1950-1955
Lane, EricRB ... Tennessee 1997
Lane, GaryQB ... Missouri 1968
Lansdell, Granville (Grenny)QB ... USC 1940
Lapka, MyronNT ... USC 1980
Larson, GregT ... Minnesota 1961-1973
Lascari, JohnE ... Georgetown 1942
Lasker, GregS ... Arkansas 1986-1988
Lasky, FrankT ... Florida 1964-1965
Lasse, DickLB ... Syracuse 1962
Latimer, CodyWR ... Indiana 2018-2019
Lauletta, KyleQB ... Richmond 2018
Lawrence, MarcusLB ... South Carolina 2005
Lawrence II, DexterDL ... Clemson 2019-2021
Leavitt, DickT ... Bowdoin 1976-1978
LeBlanc, ClarenceS ... LSU 2001-2003
Lechner, Edgar (Ed)G ... Minnesota 1942
Leemans, TuffyFB/QB ... Geo. Washington 1936-1943
Lemieux, ShaneG ... Oregon 2020-2021
Legree, LanceDT ... Notre Dame 2001-2004, 2006
Lentz, MattOG ... Michigan 2006
Leo, JimLB ... Cincinnati 1960

GIANTS ALL-TIME ROSTER

Levens, DorseyRB ... Georgia Tech2003
Levingston, BashirDB ... E. Washington1999-2000
Lewerke, BrianQB ... Michigan State2021
Lewis, ArtT ... Ohio1936
Lewis, DannyHB ... Wisconsin1966
Lewis, DionRB ... Pittsburgh2020
Lewis, KevinLB ... Duke2000-2005
Lewis Jr., RogerWR ... Bowling Green2016-2017
Lewis, RyanCB ... Pittsburgh2020
Lewis, ThomasWR ... Indiana1994-1997
Liebel, FrankE ... Norwich1942-1947
Lieberum, DonWB ... Manchester1942
Lippett, TonyCB ... Michigan State2018
Lincoln, JeremyDB ... Tennessee1998-1999
Lindahl, Virgil (Joe)G ... Nebraska St.1945
Lindstrom, GabeP ... Toledo2001-2002
Linnin, ChrisDE ... Washington1980
Little, JimT ... Kentucky1945
Livingston, CliffDE ... UCLA1954-1961
Livingston, Howard (Howie)FB ... No College1944-1947
Lloyd, DanLB ... Washington1976-1982
Lockhart, CarlDB ... No. Texas St.1965-1975
Locklear, SeanT ... N.C. State2012
Long, BufordDB ... Florida1953-1955
Longo, TomDB ... Notre Dame1969-1970
Lorenzen, JaredQB ... Kentucky2005-2007
Lott, BillyHB ... Mississippi1958
Love, JulianS ... Notre Dame2019-2021
Love, WalterWR ... Westminster (Utah)1973
Lovelady, EdwinWR ... Memphis State1987
LoVetere, JohnDT ... Compton1963-1965
LuVolo, FrankE ... St. Bonaventure1949
Lucier, WayneC ... Colorado2003-2004
Lummus, John (Jack)E ... Baylor1941
Lumpkin, GreggRB ... Georgia2012
Lumpkin, RonDB ... Arizona State1973
Lunday, Ken (Kayo)G ... Arkansas1937-41, 1946-47
Lurtsema, BobDT ... Western Mich.1967-1971
Lynch, DickDB ... Notre Dame1959-1966
Lyon, George (Babe)T ... Kansas State1929

M

MacAfee, Ken Sr.E ... Alabama1954-1958
Mack, AustinWR ... Ohio State2020
Mackorell, John (Johnny)TB ... Davidson1935
Mackrides, BillQB ... Nevada1953
Maddox, TommyQB ... UCLA1995
Madison, SamCB ... Louisville2006-2008
Maher, BruceDB ... Detroit1968-1969
Mallard, WesleyLB ... Oregon2002-2004
Mallory, LarryDB ... Tenn. State1976-1978
Mallouf, RayQB ... SMU1949
Mama, DamianG ... USC2017
Mangum, PeteLB ... Mississippi1954

Manning, EliQB ... Mississippi2004-2019
Manning, TerrellLB ... North Carolina State2014
Manningham, MarioWR ... Michigan2008-2011
Mannton, TillyBB ... TCU1936-1938
Manuel, LionelWR ... Pacific1984-1990
Maponga, StanslyDE ... TCU2015
Marefos, AndyFB ... St. Mary's1941-1942
Marion, FrankLB ... Florida A&M1977-1983
Marker, CliffE ... Washington St.1927
Markham, DaleDE ... North Dakota1980
Marone, John (Sal)G ... Manhattan1943
Maronic, Dusan (Duke)G ... No College1951
Marsh, DickG ... Oklahoma1933
Marshall, ArthurWR ... Georgia1994-1996
Marshall, BrandonWR ... Central Florida2017
Marshall, EdWR ... Cameron State1976-1977
Marshall, LeonardDE ... LSU1983-1992
Martin, DerrickS ... Wyoming2011
Martin, FrankWB ... Alabama1945
Martin, GeorgeDE ... Oregon1975-1988
Martin, KareemLB ... North Carolina2018-2019
Martin, WesOL ... Indiana2021
Martinez, BlakeLB ... Stanford2020-2021
Martinkovic, JohnDT ... Xavier1957
Massey, RobertDB ... N. C. Central1997
Mastrangelo, JohnG ... Notre Dame1950
Matan, BillDE ... Kansas State1966
Mathews, DerrickLB ... Houston2017
Mathews, BillyLB ... South Dakota State1982
Mathews, BoFB ... Colorado1980-1981
Mathews, MichaelTE ... Georgia Tech2007-2008
Maumalanga, ChrisDT ... Kansas1994
Maura, JoshDL ... Stanford2018
Maxon, AlvinHB ... SMU1978
Maxwell, JimLB ... Gardin-Webb2004
Maynard, BradP ... Ball State1997-2000
Maynard, DonHB ... Texas Western1958
Mayock, MikeDB ... Boston College1982-1983
Mayo, DavidLB ... Texas State2019-2020
Mazurek, Edward J.DT ... Xavier1960
McBride, John F. (Jack)TB ... Syracuse1925-28, 1932-34
McBride, TrumaineDB ... Mississippi2013-2015
McCafferty, DonE ... Ohio State1946
McCaffrey, EdWR ... Stanford1991-1993
McCann, JimK ... Arizona State1973
McCann, TimDT ... Princeton1969
McChesney, BobE ... Hardin-Simmons1950-1952
McClain, Clint (Red)FB ... SMU1941
McClain, JameelLB ... Syracuse2014
McConkey PhilWR ... Navy1984-1988
McCoy, ColtQB ... Texas2020
McCoy, MikeDT ... Notre Dame1979-1980
McCreary, LoairdTE ... Tenn. State1979
McDaniel, EmmanuelDB ... East Carolina1999-2001, 2003

GIANTS ALL-TIME ROSTER

McDaniel, LeCharls	DB	Cal-Poly	1983-1984	Miles, Leo	DB	Virginia St.	1953
McDermott, Shane	OL	Miami	2016	Miller, Calvin	DT	Oklahoma State	1979
McDonald, Ramos	DB	New Mexico	2000	Miller, Corey	LB	South Carolina	1991-1998
McDonnell, Brady	TE	Colorado	2001	Miller, Ed (Eddie)	QB	New Mexico	1939-1940
McDougle, Jerome	DE	Miami	2008	Miller, Jim	P	Mississippi	1987
McDowell, John	T	St. John's (Minn.)	1965	Miller, Mike	WR	Tennessee	1983
McElhenny, Hugh	HB	Washington	1963	Miller, Nate	T	LSU	1998
McFadden, Leon	CB	San Diego State	2015	Miller, Solomon	WR	Utah State	1986
McFadden, Paul	K	Youngstown	1988	Milling, James	WR	Maryland	1991
McGee, Brandon	CB	Miami	2015	Mills, Jeff	LB	Nebraska	1994
McGee, Ed	T	Temple	1940	Milner, Bill	DG	Duke	1950
McGee, Tony	TE	Michigan	2003	Milstead, Century	T	Yale	1925, 1927-1928
McGhee, Kanavis	LB	Colorado	1991-1993	Minisi, Anthony (Skippy)	HB	Penn.	1948
McGinley, Ed	T	Penn.	1925	Minnear, Randy	HB	Purdue	1967-1969
McGlasson, Ed	C	Youngstown	1981	Mischak, Bob	G	Army	1958
McGowan, Reggie	WR	Abilene Christian	1987	Mistler, John	WR	Arizona State	1981-1984
McGrew, Lawrence	LB	USC	1990	Mitchell, Brian	RB	Southwestern La.	2003
McGriff, Curtis	NT	Alabama	1980-1986	Mitchell, Grandville (Buster)	E	Davis-Elkins	1935-1936
McGriggs, Lamar	DB	Western Illinois	1991-1992	Mitchell, Harold (Hal)	G	UCLA	1952
McIntosh, RJ	DL	Miami (FL)	2018-2020	Mitchell, Kawika	LB	South Florida	2007
McKenzie, Kareem	RT	Penn State	2005-2011	Mitchell, Pete	TE	Boston College	1999-2000
McKinney, Benardrick	LB	Mississippi State	2021	Mitchell, Russell	C	Mississippi	1987
McKinney, Odis	DB	Colorado	1978-1979	Mitrione, Matt	DT	Purdue	2002
McKinney, Xavier	S	Alabama	2020-2021	Mix, Anthony	WR	Auburn	2007
McLaughlin, Joe	LB	Massachusetts	1980-1984	Moa, David	DL	Boise State	2021
McLaughry, John	BB	Brown	1940	Modzelewski, Dick	DT	Maryland	1956-1963
McLaurin, Mark	LB	Mississippi State	2019	Molden, Frank	DT	Jackson State	1969
McLean, Ron	DL	Cal St-Fullerton	1988	Molenda, John (Bo)	BB	Michigan	1932-1935
McMullen, Dan (Danny)	G	Nebraska	1929	Monk, Quincy	LB	North Carolina	2002-2003
McMullen, Typail	DB	Middle Tennessee	1997	Montgomery, Joe	RB	Ohio State	1999-2001
McNeil, Clifton	WR	Grambling	1970-1971	Monty, Pete	LB	Wisconsin	1997-2000
McQuarters, R.W.	CB	Oklahoma State	2006-2008	Moore, Damontre	DE	Texas A&M	2013-2015
McQuay, Leon	HB	Tampa	1974	Moore, Dana	P	So. Mississippi	1987
McRae, Bennie	DB	Michigan	1971	Moore, Eric	T	Indiana	1988-1993
Mead, John (Jack)	E	Wisconsin	1946-1947	Moore, Eric	DE	Florida State	2005
Meggett, David	RB	Towson State	1989-1994	Moore, Henry	HB	Arkansas	1956
Meisner, Greg	NT	Pittsburgh	1991	Moore, Herman	WR	Virginia	2002
Mellus, John	T	Villanova	1938-1941	Moore, Kamrin	DB	Boston College	2018
Menasco, Don	DB	Texas	1952-1953	Moore, Ken	G	W. Va. Wesleyan	1940
Mendenhall, John	DT	Grambling	1972-1979	Moorehead, Emery	WR	Colorado	1977-1979
Menefee, Hartwell (Pep)	FL	New Mexico St.	1966	Moran, Dale (Hap)	TB	Carnegie Tech	1928-1933
Mercein, Chuck	FB	Yale	1965-1967	Moran, James	DB	Idaho	1964-1967
Mercer, Jim	QB	Oregon State	1942-1943	Moran, Tom	BB	Centre	1925
Meredith, Jamon	T	South Carolina	2010	Morgan, Bill	T	Oregon	1933-1936
Meriweather, Brandon	S	Miami	2015	Morgan, Dan	G	Penn State	1987
Merrill, Casey	DE	Cal-Davis	1983-1985	Morrall, Earl	QB	Michigan St.	1965-1967
Mertes, Bernie (Buzz) (Bus)	FB	Iowa	1949	Morris, Alfred	RB	Florida Atlantic	2020
Messner, Max	LB	Cincinnati	1964	Morris, Darryl	DB	Texas State	2017
Meuth, Kevin	T	SW Texas St.	1987	Morris, James	LB	Iowa	2015
Mielziner, Saul	T	Carnegie Tech	1929-1930	Morris, Joe	HB	Syracuse	1982-1989
Mihalik, Brian	T	Boston College	2018	Morris, Robert William (Bob)	HB	USC	1947
Miklich, Bill	BB	Idaho	1947-1948	Morrison, Joe	DB/HB/WR	Cincinnati	1959-1972
Mikolajczyk, Ron	G	Tampa	1976-1979	Morrison, Pat	DB	So. Conn. State	1987
Miles, Edmond	LB	Iowa	2008	Morton, Chad	RB/RS	USC	2005-2006

GIANTS ALL-TIME ROSTER

Morton, Craig	QB ... California	1974-1976
Mosley, Brandon	OL ... Auburn	2012-2015
Moss, Avery	DE ... Youngstown State	2017
Moss, Sinorice	WR ... Miami	2006-2010
Mote, Kelly	E ... Duke	1950-1952
Mowatt, Zeke	TE ... Florida State	1983-1989, 1991
Mrosko, Bob	TE ... Penn State	1990
Mullady, Tom	TE ... Rhodes College	1979-1984
Mullen, Tom	G ... SW Mo. State	1974-1977
Mulleneaux, Lee	BB ... N. Arizona	1932
Mullins, Noah	HB ... Kentucky	1949
Munday, George (Sunny)	T ... Kansas Teachers	1931-1932
Mundy, Ryan	S ... West Virginia	2013
Munn, Lyle	E ... Kansas State	1929
Munson, Calvin	LB ... San Diego State	2017
Murdock, Les	K ... Florida State	1967
Murphy, Kyle	OL ... Rhode Island	2020-2021
Murphy Jr., Louis	WR ... Florida	2013
Murphy, Ryan	S ... Oregon State	2017
Murray, Earl (Bill)	G ... Purdue	1951
Murtagh, George (Mickey)	C ... Georgetown	1926-1932
Myarick, Chris	TE ... Temple	2021
Myers, Brandon	TE ... Iowa	2013
Myers, Tommy	WB ... Fordham	1925
Nyles, Toby	T ... Jackson State	1998-1999

N

Nash, Bob	E ... Rutgers	1925
Nassib, Ryan	QB ... Syracuse	2013-2016
Neill, Bill	NT ... Pittsburgh	1981-1983
Neill, Jim	FB ... Texas Tech	1937
Nelson, Andy	DB ... Memphis St.	1964
Nelson, Karl	T ... Iowa State	1983-1988
Nesser, Al	G ... No College	1926-1928
Nettles, Doug	DB ... Vanderbilt	1980
Neville, Tom	T ... Miss. State	1979
Newhouse, Marshall	T ... TCU	2015-2016
Newman, Harry	TB ... Michigan	1933-1935
Nicholson, Frank	LB ... Delaware State	1987
Nicks, Hakeem	WR ... North Carolina	2009-2013, 2015
Nielsen, Walter	FB ... Arizona	1940
Niles, Jerry	QB ... Iowa	1946-1947
Nittmo, Bjorn	K ... Appalachian State	1989
Nix III, Louis	DT ... Notre Dame	2015
Nix, Emery	QB ... TCU	1943, 1946
Nolan, Dick	DB ... Maryland	1954-57, 1959-61
Norby, John	WB ... Idaho	1934
Nordstrom, Harry (Swede)	G ... Trinity (Conn.)	1925
Norris, Jimmy	DB ... Upsala	1987
Norton, Jim	DT ... Washington	1970
Norwood, Kevin	WR ... Alabama	2017
Nutt, Richard	B ... Texas State	1949

O

O'Brien, Dave	DT ... Boston College	1965
Oates, Bart	C ... Brigham Young	1985-1993
Oben, Roman	T ... Louisville	1996-1999
Obradovich, Jim	TE ... USC	1975
Odighizuwa, Owa	DE ... UCLA	2015-2016
Odum, Steve	WR ... Utah	1979
Ogbonnaya, Chris	RB ... Texas	2014
Ogletree, Alec	LB ... Georgia	2108-2019
Ogletree, Kevin	WR ... Virginia	2014
O'Hara, Shaun	C ... Rutgers	2004-2010
Ojomo, Adewale	DE ... Miami	2012-2013
Ojulari, Azeez	LB ... Georgia	2021
Okali, Ramon	DL ... Murray State	1996
Okwara, Romeo	DE ... Notre Dame	2016-2017
Olander, Cliff	DB ... N.M. State	1980
Oldershow, Doug	G ... Santa Barbara	1939-1941
Oldham, Ray	DB ... Middle Tennessee	1979
O'Leary, Dan	TE ... Notre Dame	2002
Olivera, Shane	T ... Ohio State	2008
O'Malley, Ryan	TE ... Pennsylvania	2017
Onameh, Patrick	G ... Michigan	2018
Orduna, Joe	HB ... Nebraska	1972-1973
Orr, Raheem	DE ... Rutgers	2004
Ostendarp, Jim	HB ... Bucknell	1950-1951
Ott, Tyler	LS ... Harvard	2015
Owen, Alton (Al)	FB ... Mercer	1939-1940, 1942
Owen, Steve	T ... Phillips	1926-1931, 1933
Owen, Tom	QB ... Wichita State	1983
Owen, William (Bill)	T ... Oklahoma A&M	1929-1936
Owens, R. C.	FL ... Idaho	1964

P

Painter, Curtis	QB ... Purdue	2013
Palazzi, Lou	C ... Penn State	1946-1947
Palelei, Lonnie	G ... UNLV	1998
Palm, Mike	BB ... Penn State	1925-1926
Palmer, Jesse	QB ... Florida	2001-2004
Park, Kaulana	RB ... Stanford	1987
Parker, Frank	DT ... Oklahoma State	1969
Parker, Glenn	G ... Arizona	2000-2001
Parker, Jeremiah	DE ... California	2000
Parker, Ken (Kenny)	DB ... Fordham	1970
Parker, Martin	DT ... Richmond	2011
Parker, Preston	WR ... North Alabama	2014-2015
Parker, Steven	DB ... Oklahoma	2021
Parnell, Fred (Babe)	T ... Colgate	1925-1928
Parry, Owen (Ox)	T ... Baylor	1937-1939
Paschal, Bill	FB ... Georgia Tech	1943-1947
Paschka, Gordon	FB ... Minnesota	1947
Pascoe, Bear	TE ... Fresno State	2009-2013
Pass, Patrick	FB ... Georgia	2007
Patmon, DeWayne	S ... Michigan	2001-2002
Patten, David	WR ... Western Carolina	1997-1999
Patterson, Don	DB ... Georgia Tech	1980

GIANTS ALL-TIME ROSTER

Patterson, Elvis	DB ... Kansas	1984-1987
Patterson, Mike	DT ... USC	2013-2014
Patton, Bob	G ... Clemson	1952
Patton, Jim (Jimmy)	DB ... Mississippi	1955-1966
Paysinger, Spencer	LB ... Oregon	2011-2014
Peace, Chris	LB ... Virginia	2019
Pears, Morgan	OL ... Colorado State	2004
Peart, Matt	T ... Connecticut	2020-2021
Peay, Francis	T ... Missouri	1966-1967
Pedersen, Winifield (Win)	T ... Minnesota	1941, 1945
Pegram, Eric	RB ... North Texas St.	1997
Pelfrey, Ray	E ... Eastern Kentucky	1953
Penny, Eli	FB ... Idaho	2018-2021
Peppers, Jabrill	S ... Michigan	2019-2021
Perdue, Willard (Bolo)	E ... Duke	1940
Perez, Mike	QB ... San Jose State	1991
Perkins, Johnny	WR ... Abilene Christian	1977-1983
Perkins, Paul	RB ... UCLA	2016-2017, 2019
Perretta, Ralph	C/G ... Purdue	1980
Perry, Leon	RB/FB ... Mississippi	1980-1982
Pesonen, Dick	DB ... Minn. (Duluth)	1962-1964
Peter, Christian	DT ... Nebraska	1997-2000
Peters, Scott	C/G ... Arizona State	2003-2004
Peterson, Marty	T ... Pennsylvania	1987
Peterson, William	CB ... Western Illinois	2001-2005
Petitgout, Luke	OL ... Notre Dame	1999-2006
Petrilas, William (Bill)	WB ... No College	1944-1945
Petrus, Mitch	G ... Arkansas	2010-2012
Pettigrew, Gary	DT ... Stanford	1974
Pettis, Dante	WR ... Washington	2020-2021
Peviani, Bob	LB ... USC	1953
Phifer, Roman	LB ... UCLA	2005
Phillips, Ewell	G ... Okla. Baptist	1936
Phillips, Kenny	S ... Miami	2008-2012
Phillips, Ryan	LB ... Idaho	1997-2000
Piccolo, Bill	C ... Canisius	1943-1945
Pierce, Aaron	TE ... Washington	1992-1997
Pierce, Antonio	MLB ... Arizona	2005-2009
Pierre, Olsen	DL ... Miami	2019
Pierre-Paul, Jason	DE ... South Florida	2010-2017
Pietrzak, Jim	DT ... Eastern Michigan	1974-1979
Pipkin, Joyce	E ... Arkansas	1948
Pisarcik, Joe	QB ... New Mexico St.	1977-1979
Pinkins, Eric	S/LB ... San Diego State	2016
Pittman, Danny	WR ... Wyoming	1980-1983
Plansky, Tony	FB ... Georgetown	1928-1929
Plum, Milt	QB ... Penn State	1969
Podman, Owen	K ... BYU	2001-2002
Podoley, Jim	B ... Central Mich.	1962
Ponder, Willie	WR ... SE Missouri St.	2003-2005
Poole, Barney	DE ... Mississippi	1954
Poole, Jim (Buster)	E ... Mississippi	1937-41, 1945-46
Poole, Ray	E ... Mississippi	1947-1952
Pope, Geoffrey	DB ... Howard	2007

Porter, Rob	DB ... Holy Cross	1987
Post, Bobby	DB ... Kings Point	1967
Potteiger, Earl	BB ... Ursinus	1925-1928
Pough, Ernie	WR ... Texas Southern	1978
Powe, Darius	WR ... California	2017
Powell, Andre	LB ... Penn State	1993-1994
Powell, Dick	E ... Davis-Elkins	1932
Powers, Clyde	DB ... Oklahoma	1974-1977
Prestel, Jim	DT ... Idaho	1966
Price, Billy	OL ... Ohio State	2021
Price, Eddie	FB ... Tulane	1950-1955
Prinipe, Dominic (Dom)	FB ... Fordham	1940-1942
Pritchard, Bosh	HB ... VMI	1951
Pritko, Steve	E ... Villanova	1943
Prokop, Joe	P ... Cal Poly Pomona	1992
Pugh, Justin	OL ... Syracuse	2013-2017
Pugh, Marion	QB ... Texas A&M	1941, 1945
Pulley, Spencer	C ... Vanderbilt	2018-2020
Pupunu, Al	TE ... Weber State	1997-1998

Q

Quatse, Jess	T ... Pitt	1935
--------------	------------	------

R

Rader, Dave	QB ... Tulsa	1979
Ragazzo, Phil	T ... Western Reserve	1945-1947
Ragland, Reggie	LB ... Alabama	2021
Rainey, Bobby	RB ... Western Kentucky	2016
Ramona, Joe	G ... Santa Clara	1953
Randle, Rueben	WR ... LSU	2012-2015
Randolph, Thomas	DB ... Kansas St.	1994-1997
Rapacz, John	LB ... Oklahoma	1950-1954
Rasheed, Kenyon	RB ... Oklahoma	1993-1994
Ratley, Damion	WR ... Texas A&M	2020
Raymond, Corey	DB ... LSU	1992-1994
Raymond, Kalif	WR ... Holy Cross	2017
Reagan, Frank	FB ... Penn	1941, 1946-1948
Reasons, Gary	LB ... NW Louisiana St.	1984-1991
Reece, Beasley	DB ... North Texas St.	1977-1983
Reed, Henry	DE ... Weber State	1971-1974
Reed, J.R.	DB ... Georgia	2021
Reed, Mark	QB ... Morehead St.	1982
Reed, Max	C ... Bucknell	1928
Reed, Smith	HB ... Alcorn A&M	1965-1966
Reese, Darren	G ... Ohio University	1994
Reese, Henry	G ... Temple	1933-1934
Regular, Moses	LB ... Missouri Valley	1996
Rehage, Steve	DB ... LSU	1987
Rehder, Tom	G ... Notre Dame	1990
Rehnquist, Milt	G ... Bethany	1931
Remmers, Mike	T ... Oregon State	2019
Reihert, Edwin	G ... USC	1987
Reyes, Tutan	G ... Mississippi	2009
Reynaud, Darius	WR ... West Virginia	2010

GIANTS ALL-TIME ROSTER

Reynolds, Dallas	OL	Brigham Young	2013-2015
Reynolds, Ed	LB	Virginia	1992
Reynolds, Jerry	OL	UNLV	1995-1998
Reynolds, Owen	E	Georgia	1925
Rhodes, Ray	WR/DB	Tulsa	1974-1979
Rice, Orian Earl	BB	Muhlenberg	1929
Rich, Herb	DB	Vanderbilt	1954-1956
Richards, Elvin (Kink)	FB	Simpson	1933-1939
Richardson, Tim	RB	Pacific	1987-1988
Richburg, Weston	G/C	Colorado State	2014-2017
Riesenberg, Doug	T	California	1987-1995
Riley, Curtis	S	Fresno State	2018
Riley, Lee	DB	Detroit	1960
Rivers, Keith	LB	USC	2012-2013
Rivers, Marcellus	TE	Oklahoma State	2001-2004
Rivers, Nate	FB	So. Carolina State	1980
Rizzo, Jack	HB	Lehigh	1973
Robbins, Fred	DT	Wake Forest	2004-2009
Roberson, Brian	WR	Fresno State	1997
Roberts, Gene (Choo-Choo)	FB	Chattanooga	1947-1950
Roberts, Tom	G	DePaul	1943
Roberts, William	T	Ohio State	1984-1994
Robinson, Aaron	CB	Central Florida	2021
Robinson, Adrien	TE	Cincinnati	2012-2014
Robinson, Jimmy	WR	Georgia Tech	1976-1979
Robinson, Keenan	LB	Texas	2016-2017
Robinson, Stacy	WR	N.D. State	1985-1990
Robustelli, Andy	DE	Arnold	1956-1964
Roche, Quincy	LB	Miami (FL)	2021
Rodgers, Shaun	DT	Texas	2012-2013
Rodgers-Cromartie, Dominique	CB	Tennessee State	2014-2017
Rodriguez, Ruben	P	Arizona	1992
Roehl, Jeff	T	Northwestern	2003
Roland, Johnny	HB	Missouri	1973
Rolle, Antrel	S	Miami	2010-2014
Roller, Dave	DT	Kentucky	1971
Roman, George	T	Western Reserve	1950
Rooney, Bill	WB	CO Sch of Mines	1925
Rosas, Aldrick	K	Southern Oregon	2017-2019
Rosatti, Rudolph F. (Rudy)	T	Michigan	1928
Rose, Gene	E	Tennessee	1936
Rosenfels, Sage	QB	Iowa State	2010-2011
Rosenthal, Mike	OL	Notre Dame	1999-2003
Ross, Aaron	CB	Texas	2007-2011, 2013
Ross III, John	WR	Washington	2021
Rote, Kyle	HB	SMU	1951-1961
Rouen, Tom	P	Colorado	2002
Rouse, Aaron	S	Virginia Tech	2009
Rouson, Lee	RB	Colorado	1985-1990
Rovinski, Tony	E	Holy Cross	1933
Rowe, Harmon	DB	San Francisco	1950-1952
Royston, Ed	G	Wake Forest	1948-1949
Rucker, Reggie	WR	Boston U	1971
Rudolph, Coleman	DE	Georgia Tech	1994-1996

Rudolph, Kyle	TE	Notre Dame	2021
Rudolph, Travis	WR	Florida State	2017
Ruegamer, Grey	OC	Arizona State	2006-2008
Russell, Alonzo	WR	Toledo	2018
Russell, Lafayette H. (Reb)	BB	Northwestern	1933
Rutledge, Jeff	QB	Alabama	1982-1989
Ryan, Logan	DB	Rutgers	2020-2021

S

Saalfeld, Kelly	C	Nebraska	1980
Saffer, Michael	T	UCLA	2003
Sally, Jerome	NT	Missouri	1982-1986
Salscheider, John (Jack)	HB	St. Thomas	1949
Sanchez, John	T	San Francisco	1949-1950
Sanders, Brandon	DB	Arizona	1997-1998
Santoso, Ryan	K	Minnesota	2020
Sarasky, Tony	TB	Fordham	1935-1937
Sark, Harvey	G	Phillips	1931
Sash, Tyler	S	Iowa	2011-2012
Satenstein, Bernie (Ollie)	G	NYU	1933
Saxton, Brian	TE	Boston College	1996
Scales, Dwight	WR	Grambling	1979
Scanlon, Rich	LB	Syracuse	2008
Scott, Da'Mari	WR	Fresno State	2019
Scheuer, Babe	T	NYU	1934
Schichtle, Henry	QB	Wichita	1964
Schmidt, Bob	C	Minnesota	1959-1960
Schmit, Bob	LB	Nebraska	1975-1976
Schnelker, Bob	E	Bowling Green	1954-1960
Schnellbacher, Otto	DB	Kansas	1950-1951
Scholtz, Bob	C	Notre Dame	1965-1966
Schreiber, Adam	C	Texas	1994-1996
Schubert, Eric	K	Pittsburgh	1985
Schuetz, Paul	G	Wisconsin	1928
Schuler, Bill	T	Yale	1947-1948
Schwab, Ray	BB	Oklahoma City	1931
Schwan, Evan	DE	Penn State	2017
Schwartz, Geoff	OL	Oregon	2014-2015
Scott, Cedric	DE	Southern Mississippi	2001
Scott, Da'Rel	RB	Maryland	2011-2013
Scott, George	HB	Miami (Ohio)	1959
Scott, Joe	HB	San Francisco	1948-1953
Scott, Lance	C	Utah	1997-1998
Scott, Laron	DB	Georgia Southern	2013
Scott, Malcolm	TE	LSU	1983
Scott, Tim	S	North Carolina	2017
Scott, Tom	DE	Virginia	1959-1964
Scott, Travis	G	Arizona State	2004
Sczurek, Stan	LB	Purdue	1966
Seawright, Jonas	DT	North Carolina	2006
Sedbrook, Len	WB	Oklahoma City	1929-1931
Sehorn, Jason	DB	USC	1994-2002
Seick, Earl (Red)	G	Manhattan	1942
Seitz, Warren	WR	Missouri	1987

GIANTS ALL-TIME ROSTER

Selfridge, Andy.....	LB ... Virginia.....	1974-1975, 1977	Slayton, Chris.....	DL ... Syracuse.....	2019
Selvie, George.....	DE ... South Florida.....	2015	Slayton, Darius.....	WR ... Auburn.....	2019-2021
Servanga, Kato.....	CB ... California.....	2002-2003	Small, Eldridge.....	DB ... Texas A&I.....	1972-1974
Sensabaugh, Coty.....	CB ... Clemson.....	2016	Small, George.....	NT ... N.C. A&T.....	1980
Seubert, Rich.....	T ... Western Illinois.....	2001-2010	Smith, Doug.....	DB ... Ohio State.....	1987
Shaffer, Leland (Lee).....	WB ... Kansas St.....	1935-1943, 1945	Smith, Elerson.....	LB ... Northern Iowa.....	2021
Sharp, Hunter.....	WR ... Utah State.....	2017	Smith, Eric.....	T ... Virginia.....	2019
Shaw, Dennis.....	QB ... San Diego State.....	1976	Smith, Geno.....	QB ... West Virginia.....	2017
Shaw, George.....	QB ... Oregon.....	1959-1960	Smith, Jaylon.....	LB ... Notre Dame.....	2021
Shaw, Pete.....	DB ... Northwestern.....	1982-1984	Smith, Jeff.....	LB ... USC.....	1966-1967
Shaw, Rickey.....	LB ... Oklahoma St.....	1988-1989	Smith, Jeff.....	TE ... Tennessee.....	1987
Shay, Jerry.....	DT ... Purdue.....	1970-1971	Smith, Joey.....	WR ... Louisville.....	1991-1992
Sheard, Jabaa.....	LB ... Pittsburgh.....	2020	Smith, Kaden.....	TE ... Stanford.....	2019-2021
Shedlosky, Ed.....	WB ... Tulsa.....	1945	Smith, Lance.....	G ... LSU.....	1994-1996
Shelton, Danny.....	DL ... Washington.....	2021	Smith, Omar.....	C ... Kentucky.....	2002-2003
Shepard, Russell.....	WR ... LSU.....	2018-2019	Smith, Richard (Red).....	E ... Notre Dame.....	1928, 1931
Shepard, Sterling.....	WR ... Oklahoma.....	2016-2021	Smith, Rod.....	RB ... Ohio State.....	2019
Sheppard, Kelvin.....	LB ... LSU.....	2016-2017	Smith, Shane.....	FB ... San Jose State.....	2017-2018
Sherrard, Mike.....	WR ... UCLA.....	1993-1995	Smith, Steve.....	WR ... USC.....	2007-2010
Sherrad, Horace (Bud).....	E ... Tennessee.....	1952	Smith, Torin.....	DE ... Hampton Univ.....	1987
Sherwin, Tim.....	TE ... Boston College.....	1988	Smith, Tyson.....	LB ... Iowa State.....	2006
Shiancoe, Visanthe.....	TE ... Morgan State.....	2003-2006	Smith, Willis (Wee Willie).....	DB ... Idaho.....	1934
Shiner, Dick.....	QB ... Maryland.....	1970	Smith, Zeke.....	G ... Auburn.....	1961-1962
Shipp, Bill.....	DT ... Alabama.....	1954	Snead, Norm.....	QB ... Wake Forest.....	1972-1974, 1976
Shirk, Gary.....	TE ... Morehead State.....	1976-1982	Snee, Chris.....	G ... Boston College.....	2004-2013
Shockey, Jeremy.....	TE ... Miami.....	2002-2007	Snyder, Adam.....	G ... Oregon.....	2014
Shofner, Del.....	E ... Baylor.....	1961-1967	Snyder, Gerry (Snitz).....	WB ... Maryland.....	1929
Short, Brandon.....	LB ... Penn State.....	2000-2003, 2006	Soar, Hank.....	FB ... Providence.....	1937-1944, 1946
Shufelt, Pete.....	LB ... Texas El Paso.....	1994	Sohn, Ben.....	G ... USC.....	1941
Shy, Les.....	HB ... Long Beach St.....	1970	Sokoli, Kristian.....	DL ... Buffalo.....	2018
Siegle, Jules.....	FB ... Northwestern.....	1948	Solder, Nate.....	T ... Colorado.....	2018-2021
Silas, Sam.....	DT ... So. Illinois.....	1968	Sparks, Philippi.....	DB ... Arizona State.....	1992-1999
Sills V, David.....	WR ... West Virginia.....	2019, 2021	Spencer, Willie.....	FB ... No College.....	1977-1978
Simmons, Roy.....	G ... Georgia Tech.....	1979-1981	Spinks, Jack.....	OL ... Alcorn A&M.....	1956-1957
Simmons, Tony.....	WR ... Wisconsin.....	2002	Springer, Harold.....	E ... Oklahoma St.....	1945
Simms, Bob.....	E ... Rutgers.....	1960-1962	Stackhouse, Charles.....	FB ... Mississippi.....	2002
Simms, Phil.....	QB ... Morehead State.....	1979-1993	Stafford, Harrison (Harry).....	WB ... Texas.....	1934
Simonson, Dave.....	T ... Minnesota.....	1975	Stahlman, Dick.....	T ... DePaul.....	1927, 1930
Simonson, Scott.....	TE ... Assumption.....	2018-2019	Staten, Randy.....	DE ... Minnesota.....	1967
Simpson, Al.....	T ... Colorado State.....	1975-1976	Stein, Sam.....	E ... No College.....	1931
Sims, James.....	HB ... Washington.....	2006	Steinfeld, Al.....	C ... C W Post.....	1983
Singer, Walter.....	E ... Syracuse.....	1935-1937	Stenn, Paul.....	T ... Villanova.....	1942
Singletary, Bill.....	LB ... Temple.....	1974	Stephens, Reggie.....	DB ... Rutgers.....	1999-2000, 2002-3
Sinnott, John.....	T ... Brown.....	1980	Stevenson, Art.....	C ... Fordham.....	1926
Sintim, Clint.....	LB ... Virginia.....	2009-2011	Stewart, Jonathan.....	RB ... Oregon.....	2018
Sisley, Brian.....	DE ... So. Dakota State.....	1987	Stienke, Jim.....	DB ... Southwest Texas St.....	1974-1977
Sivell, Ralph James (Jim).....	G ... Auburn.....	1944-1945	Stingily, Byron.....	T ... Louisville.....	2016
Skipper, Tuzar.....	LB ... Toledo.....	2019	Suits, Billy (Bill).....	DB ... UCLA.....	1959-1961
Skinner, Deontae.....	LB ... Mississippi State.....	2016-2017	Stokes, Barry.....	G ... Eastern Michigan.....	2004
Skladany, Leo.....	DE ... Pittsburgh.....	1950	Stokes, Timothy (Tim).....	T ... Oregon.....	1981
Skorupan, John.....	LB ... Penn State.....	1978-1980	Stokley, Brandon.....	WR ... Louisiana-Lafayette.....	20-11
Skura, Matt.....	OL ... Duke.....	2021	Stollenberg, Bryan.....	C ... Colorado.....	1997
Slaby, Lou.....	LB ... Pittsburgh.....	1964-1965	Stone, Michael.....	DB ... Memphis.....	2007
Slade, Chad.....	G ... Auburn.....	2019-2020	Stone, Ron.....	G ... Boston College.....	1996-2001

GIANTS ALL-TIME ROSTER

Stoutmire, Omar	S ... Fresno State	2000-2004
Strada, John	TE ... William Jewell	1974
Strahan, Michael	DE ... Texas Southern	1993-2007
Stribling, Bill	E ... Mississippi	1951-1953
Strong, Ken	FB ... NYU	1933-35, 39, 44-47
Stroud, Jack	G ... Tennessee	1953-1964
Stuckey, Henry	DB ... Missouri	1975-1976
Stupar, Nate	LB ... Penn State	2018-2019
Stynchula, Andy	DT ... Penn State	1964-1965
Sulaitis, Joe	BB ... No College	1943-45, 1947-53
Sullivan, Marques	T ... Illinois	2004
Summerall, Pat	E-K ... Arkansas	1958-1961
Summerell, Carl	QB ... East Carolina	1974-1975
Sutherin, Don	DB ... Ohio State	1959
Sutton Ed.	HB ... North Carolina	1960
Sutton, Frank	T ... Jackson State	1987
Svare, Harland	LB ... Washington St.	1955-1960
Svoboda, Bill	LB ... Tulane	1954-1959
Swain, Bill	LB ... Oregon	1965-1967
Swartwout, Gregg	T ... North Dakota	1987
Swiacki, Bill	E ... Columbia	1948-1950
Szecko, Joe	DT ... Penn State	1969

T

Tabor, Phil	DT ... Oklahoma	1979-1982
Taffoni, Joe	T ... Tennessee-Martin	1972-1973
Taibi, Joe	DE ... Idaho	1987
Talley, Ben	LB ... Tennessee	1995-1996
Talley, Julian	WR ... Massachusetts	2013-2014
Tanney, Alex	QB ... Monmouth (Ill.)	2018-2019
Tarkenton, Fran	QB ... Georgia	1967-1971
Tarrant, Bob	E ... Kansas St. Teachers	1936
Tate, David	DB ... Colorado	1993
Tate III, Golden	WR ... Notre Dame	2019-2020
Tate, John	LB ... Jackson State	1976
Tauaefa, Joseph	LB ... Texas-San Antonio	2019
Tautolo, John	G ... UCLA	1982-1983
Taylor, Billy	HB ... Texas Tech	1978-1981
Taylor, Bob	DE ... Maryland St.	1963-1964
Taylor, Cooper	S ... Richmond	2013-2015
Taylor, Devin	DE ... South Carolina	2017
Taylor, Jamaar	WR ... Texas A&M	2004-2005
Taylor, Lawrence	LB ... North Carolina	1981-1993
Thigpen, Tommy	LB ... North Carolina	1993
Thomas III, J.T.	LB ... West Virginia	2015-2017
Thomas, Aaron	TE ... Oregon State	1962-1970
Thomas, Andrew	T ... Georgia	2020-2021
Thomas, Bob	K ... Notre Dame	1986
Thomas, Dave	DB ... Tennessee	2000-2001, 2003
Thomas, Devin	WR ... Michigan State	2010-2011
Thomas, George	HB ... Oklahoma	1952
Thomas, Mark	TE ... N.C. State	1999
Thomas, Michael	S ... Stanford	2018-2019
Thomas, Robert	DT ... Arkansas	2016-2017

Thomas, Terrell	CB ... USC	2008-2013
Thomas, Tre	DB ... Texas	1989
Thome, Chris	C ... Minnesota	1992
Thompson, Darian	FS ... Boise State	2016-2017
Thompson, James	WR ... Memphis State	1978
Thompson, Mykkele	S ... Texas	2015-2016
Thompson, Reyna	DB ... Baylor	1989-1992
Thompson, Rocky	HB ... West Texas St.	1971-1973
Thompson, Warren	LB ... Oklahoma State	1987
Thornton, George	DE ... Alabama	1993
Thornton, Khryi	DT ... Southern Mississippi	2017
Thorpe, Jim	TB ... Carlisle	1925
Thorson, Clayton	QB ... Northwestern	2020
Thurlow, Steve	HB ... Stanford	1964-1966
Thurmond III, Walter	CB ... Oregon	2014
Tidwell, Travis	QB ... Auburn	1950-1951
Tierney, Leo	C ... Georgia Tech	1978
Tillman, Lewis	RB ... Jackson State	1989-1993
Timberlake, Bob	QB ... Michigan	1965
Tipton, Dave	DE ... Stanford	1971-1973
Tittle, Y. A.	QB ... LSU	1961-1964
Tobin, George	G ... Notre Dame	1947
Tobin, Steve	C ... Minnesota	1980
Toilolo, Levine	TE ... Stanford	2020-2021
Tollefson, Dave	DE ... N.W. Missouri State	2007-2011
Tomaini, Army	T ... Catawba	1945
Tomassello, Carl	DE ... Scranton	1940
Tomlin, Tom	G ... Syracuse	1925-1926
Tomlinson, Dalvin	DT ... Alabama	2017-2020
Tomlinson, Eric	TE ... Texas-El Paso	2019-2020
Toomer, Amani	WR ... Michigan	1996-2008
Toney, Kadarious	WR ... Florida	2021
Tootle, Jeff	LB ... San Francisco St.	1987
Topp, Bob	E ... Michigan	1954
Torain, Ryan	RB ... Arizona State	2012
Torbor, Reggie	LB ... Auburn	2004-2007
Torrey, Bob	FB ... Penn State	1979
Tracy, Adrian	LB ... William & Mary	2010, 2012
Trattou, Justin	DE ... Florida	2011, 2013
Treadaway, John	T ... Hardin-Simmons	1947-1948
Treadwell, David	K ... Clemson	1993-1994
Triplett, Bill	HB ... Miami (Ohio)	1967
Triplett, Mel	FB ... Toledo	1955-1960
Trocolor, Bob	QB ... Alabama	1942-1943
Tryon, Justin	CB ... Arizona State	2011-2012
Tuck, Justin	DE ... Notre Dame	2005-2013
Tucker, Bob	TE ... Bloomsburg St.	1970-1977
Tuggle, John	HB ... California	1983-1985
Tunnell, Emilen	DB ... Iowa	1948-1958
Turbert, Francis	B ... Morris Harvey	1943
Turner, J. T.	DT ... Duke	1977-1983
Turner, Kevin	LB ... Pacific	1980
Turner, Odessa	WR ... NW Louisiana St.	1987-1991
Tuttle, Orville	G ... Oklahoma City	1937-1941, 1946

GIANTS ALL-TIME ROSTER

Tye, Will.....	TE ... Stony Brook.....	2015-2016
Tyler, Maurice.....	DB ... Morgan State.....	1978
Tynes, Lawrence.....	K ... Troy.....	2007-2012
Tyree, David.....	WR ... Syracuse.....	2003-2008

U

Ugoh, Tony.....	T ... Arkansas.....	2011
Umenyiora, Osi.....	DE ... Troy.....	2003-2012
Umont, Frank.....	T ... No College.....	1943-1945
Umphrey, Rich.....	C ... Colorado.....	1982-1984
Underwood, E.J.....	CB ... Pikeville.....	2006
Underwood, Olen.....	LB ... Texas.....	1965
Unga, Uani.....	LB ... BYU.....	2015-2016
Upshaw, Regan.....	DE ... California.....	2004
Urdu, Scott.....	G ... Virginia.....	1987

V

Van Horn, Doug.....	G ... Ohio State.....	1968-1979
Van Pelt, Brad.....	LB ... Michigan State.....	1973-1983
Vanoy, Vernon (Vern).....	DT ... Kansas.....	1971
Varajon, Michael.....	FB ... Toledo.....	1987
Vargo, Larry.....	LB ... Detroit.....	1966-1967
Vereen, Shane.....	RB ... California.....	2015-2017
Vernon, Olivier.....	DE ... Miami.....	2016-2018
Visnic, Larry.....	G ... St. Benedia.....	1943-1945
Vokaty, Otto (Lefty).....	BB ... Heidelberg.....	1932
Volk, Rich.....	DE ... Michigan.....	1976
Vosberg, Don.....	E ... Marquette.....	1941
Voss, Walter (Tillie).....	E ... Detroit.....	1926

W

Wade, Trevin.....	CB ... Arizona.....	2015-2016
Wafer, Carl.....	DT ... Tennessee St.....	1974
Walbridge, Lyman (Larry).....	C ... Fordham.....	1925
Walendy, Craig.....	FB ... UCLA.....	2000
Walker, Frank.....	CB ... Tuskegee.....	2003-2006
Walker, Greg.....	T ... Clemson.....	2004
Walker, Herschel.....	RB ... Georgia.....	1995
Walker, Mickey.....	G ... Michigan St.....	1961-1965
Walker, Paul.....	E ... Yale.....	1948
Walker, Robert.....	RB ... West Virginia.....	1996
Wallace, Roger.....	WR ... Bowling Green.....	1976
Walls, Bill (Will).....	E ... TCU.....	1937-39, 1941-43
Walls, Everson.....	DB ... Grambling.....	1990-1992
Walter, Austin.....	RB ... Rice.....	2019
Walton, J.D.....	C ... Baylor.....	2014
Walton, Joe.....	E ... Pittsburgh.....	1961-1964
Walton, Wayne.....	G ... Abilene Christian.....	1971
Walton, Whip.....	LB ... San Diego State.....	1980
Ward, Derrick.....	RB ... Ottawa.....	2004-2008
Ware, D.J.....	RB ... Georgia.....	2007-2011
Warner, Kurt.....	QB ... Northern Iowa.....	2004
Warren, Vince.....	WR ... San Diego State.....	1986
Washington, Corey.....	WR ... Newberry.....	2014

Washington, Damon.....	RB ... Colorado State.....	2000-2002
Washington, Gene.....	WR ... Georgia.....	1979
Washington, John.....	DE ... Oklahoma St.....	1986-1992
Washington, Keith.....	DE ... UNLV.....	2003-2004
Watkins, Larry.....	FB ... Alcorn A&M.....	1975-1977
Watson, Tim.....	DB ... Howard.....	1995
Watts, Darius.....	WR ... Marshall.....	2006
Watts, Ted.....	DB ... Texas Tech.....	1985
Way, Charles.....	RB ... Virginia.....	1995-1999
Weatherford, Steve.....	P ... Illinois.....	2011-2014
Weathers, Andre.....	DB ... Michigan.....	1999-2000
Weaver, Larrye.....	HB ... Fullerton.....	1955
Webb, Allen.....	HB ... Arnold.....	1961-1965
Webb, B.W.....	CB ... William & Mary.....	2018
Webb, Davis.....	QB ... California.....	2017
Webb, Joe.....	QB ... UAB.....	2020
Webber, Howard (Dutch).....	E ... Kansas State.....	1926
Webster, Alex.....	HB ... No. Carolina St.....	1955-1964
Webster, Corey.....	CB ... LSU.....	2005-2013
Weinmeister, Arnie.....	DT ... Washington.....	1950-1953
Weir, Eric.....	WR ... Vanderbilt.....	1993
Weisacosky, Ed.....	LB ... Miami (Fla.).....	1967
Weiss, John.....	E ... No College.....	1944-1947
Welch, Herb.....	DB ... UCLA.....	1985-1988
Wellborn, Joseph (Joe).....	C ... Texas A&M.....	1966-1967
Wells, Harold.....	LB ... Purdue.....	1969
Wells, Joel.....	HB ... Clemson.....	1961
Wells, Kent.....	DT ... Nebraska.....	1990
Wells, Mike.....	QB ... Illinois.....	1975
Wesley, Cecil (Bull).....	C ... Alabama.....	1928
West, Lyle.....	S ... San Jose State.....	1999-2000
West, Stan.....	G ... Oklahoma.....	1955
Weston, Jeff.....	T ... Notre Dame.....	1979-1982
Wheatley, Tyrone.....	RB ... Michigan.....	1995-1998
Wheeler, Chad.....	T ... USC.....	2017-2018
Wheelwright, Ernie.....	FB ... So. Illinois.....	1964-1965
Whimper, Guy.....	T ... East Carolina.....	2006-2009
White, Adrian.....	DB ... Florida.....	1987-1991
White, Art (Tarzan).....	G ... Alabama.....	1937-1939, 1945
White, Clayton.....	LB ... N.C. State.....	2001-2002
White, Freeman.....	LB ... Nebraska.....	1966-1969
White, Jim.....	T ... Notre Dame.....	1945-1950
White, Marsh.....	FB ... Arkansas.....	1975-1977
White, Myles.....	WR ... Louisiana Tech.....	2015
White, Phil.....	TB/BB ... Oklahoma.....	1925, 1927
White, Robb.....	DE ... South Dakota.....	1988-1989
White, Sheldon.....	DB ... Miami (Ohio).....	1988-1989
White, Stan.....	QB ... Auburn.....	1994-1997
Whitfield, Bob.....	T ... Stanford.....	2005-2006
Whitlock, Nikita.....	FB ... Wake Forest.....	2015-2016
Whitmore, David.....	DB ... Stephen Austin.....	1990
Whittington, Mike.....	LB ... Notre Dame.....	1980-1983
Whittle, Jason.....	G ... S.W. Missouri St.....	1998-2002, 04-5
Wiberg, Oscar (Ossie).....	FB ... Nebraska Wesleyan.....	1930

GIANTS ALL-TIME ROSTER

Widmer, Corey.....	LB ... Montana St.....	1992-1999
Widseth, Ed.....	T ... Minnesota.....	1937-1940
Wietecha, Ray.....	C ... Northwestern.....	1953-1962
Wiggins, Kenny.....	G ... Fresno State.....	2020
Wiley, Chuck.....	DE ... LSU.....	2004
Wilkins, Dick.....	F ... Oregon.....	1954
Wilkinson, Bob.....	E ... UCLA.....	1951-1952
Wilkinson, Gerris.....	LB ... Georgia Tech.....	2006-2010
Williams, Andre.....	RB ... Boston College.....	2014-2015
Williams, Brian.....	C ... Minnesota.....	1989-1999
Williams, Brian.....	CB ... North Carolina State.....	2011
Williams, Brandon.....	CB ... Texas A&M.....	2020
Williams, Byron.....	WR ... Texas-Arlington.....	1983-1985
Williams, Davern.....	DT ... Troy State.....	2004
Williams, Ellery.....	E ... Santa Clara.....	1950
Williams, Frank.....	FB ... Utah State.....	1948
Williams, George.....	DT ... N. C. State.....	1998-2000
Williams, Ishaq.....	DE ... Notre Dame.....	2016-2017
Williams, Jacquian.....	LB ... South Florida.....	2011-2014
Williams, Jarren.....	CB ... Albany.....	2020-2021
Williams, Jarvis.....	DB ... Florida.....	1994
Williams, Joe.....	G ... Lafayette.....	1925-1926
Williams, Jordan.....	DL ... Florida.....	2018
Williams, Leonard.....	DL ... USC.....	2019-2021
Williams, Perry.....	DB ... N.C. State.....	1984-1993
Williams, Rodarius.....	CB ... Oklahoma State.....	2021
Williams, Rodney.....	P ... Georgia Tech.....	2001
Williams, Shaun.....	S ... UCLA.....	1998-2005
Williams, Van.....	RB ... East Tenn. State.....	1987
Williams, Willie.....	DB ... Grambling.....	1965, 1967-1973
Williamson, Ernie.....	T ... North Carolina.....	1948
Willis, Ken.....	K ... Kentucky.....	1992
Wilson, Butch.....	TE ... Alabama.....	1968-1969
Wilson, David.....	RB ... Virginia Tech.....	2012-2014
Wilson, Fay (Mule).....	FB ... Texas A&M.....	1927-1930
Wilson, Gibril.....	S ... Tennessee.....	2004-2007
Wilson, Gillis.....	DE ... Southern.....	2001
Wilson, Isaiah.....	OL ... Georgia.....	2021
Wilson, Quincy.....	CB ... Florida.....	2020-2021
Windauer, Bill.....	DT ... Iowa.....	1975
Winey, Brandon.....	T ... LSU.....	2004
Wing, Brad.....	P ... LSU.....	2015-2017
Winrow, Jason.....	G ... Ohio State.....	1994
Winter, Bill.....	LB ... St. Olaf.....	1962-1964
Winters, Frank.....	C ... Western Illinois.....	1989
Witherspoon, Brian.....	DB ... Stillman.....	2010-2011
Wolfe, Hugh (Big Bad Wolf).....	FB ... Texas.....	1938
Womack, Antwoine.....	RB ... Virginia.....	2004
Wood, Gary.....	QB ... Cornell.....	1964-66, 1968-69
Woodard, Richard Ernest (Dick).....	C ... Iowa.....	1950-1951, 1953
Woodcock, Pat.....	WR ... Syracuse.....	2001
Woolfolk, Butch.....	HB ... Michigan.....	1982-1984
Woolford, Gary.....	DB ... Florida State.....	1980
Wooten, Tito.....	DB ... N.E. Louisiana.....	1994-1998

Word, Roscoe.....	DB ... Jackson State.....	1976
Workman, Harry Hall (Hoge).....	BB ... Ohio State.....	1932
Wostoupal, Joe.....	C ... Nebraska.....	1929-1930
Wright, Adam.....	FB ... Nebraska-Omaha.....	2001
Wright, Anthony.....	QB ... South Carolina.....	2007-2008
Wright, Manuel.....	DT ... USC.....	2007
Wright, Mike.....	CB ... Washington St.....	1992
Wright, Steve.....	T ... Alabama.....	1968-1969
Wyatt, Kevin.....	LB ... Maryland.....	1980-1981
Wycoff, Doug.....	BB ... Georgia Tech.....	1927, 1931
Wynn, Kerry.....	DE ... Richmond.....	2014-2018
Wynn, Renaldo.....	DE ... Notre Dame.....	2008
Wynne, Harry.....	E ... Arkansas.....	1945

X

Ximines, Oshane.....	LB ... Old Dominion.....	2019-2021
----------------------	--------------------------	-----------

Y

Yarbrough, James.....	DB ... Murray State.....	1987
Yeager, Howard (Howie).....	WB ... Santa Barbara.....	1941
Yeaman, Todd.....	DT ... N.E. Oklahoma.....	1995
Yelvington, Dick.....	T ... Georgia.....	1952-1957
Yiadom, Isaac.....	CB ... Boston College.....	2020
Younce, Len.....	G ... Oregon St.....	1941, 43-44, 46-48
Young, Dave.....	TE ... Purdue.....	1981
Young, Rodney.....	DB ... LSU.....	1995-1998
Young, Willie.....	T ... Grambling.....	1966-1975
Yous, Frank.....	T ... Minnesota.....	1958-1960
Yowarsky, Walt.....	DE ... Kentucky.....	1955-1957

Z

Zapustas, Joe.....	E ... Fordham.....	1933
Zatechka, Rob.....	G ... Nebraska.....	1995-1998
Zeigler, Dusty.....	C ... Notre Dame.....	2000-2002
Zeitler, Kevin.....	G ... Wisconsin.....	2019-2020
Zeno, Coleman.....	WR ... Grambling.....	1971
Ziemann, Chris.....	T ... Michigan.....	2000
Zolko, Mickey.....	HB ... Auburn.....	1974
Zyntell, Jim.....	G ... Holy Cross.....	1933

GIANTS IN THE PRO BOWL, 1950-1991

1950
B John Cannady (1)
QB Charlie Conerly (1)
T Al DeRogatis (1)
RB Gene Roberts (1)
DB Emlen Tunnell (1)
DB Otto Schnellbacher (1)
DT Arnie Weinmeister (1)

1951
G Jon Baker (1)
QB Charlie Conerly (2)
B DeWitt Coulter (1)
T Al DeRogatis (2)
RB Eddie Price (1)
DB Otto Schnellbacher (2)
DB Emlen Tunnell (2)
DT Arnie Weinmeister (2)

1952
G Jon Baker (2)
B John Cannady (2)
T DeWitt Coulter (2)
RB Eddie Price (2)
DB Emlen Tunnell (3)
DT Arnie Weinmeister (3)

1953
B-E Frank Gifford (1)
DT Rosey Grier (1)
E Kyle Rote (1)
DB Emlen Tunnell (4)
DT Arnie Weinmeister (4)

1954
G Bill Austin (1)
B-E Frank Gifford (2)
DB Tom Landry (1)
RB Eddie Price (3)
E Kyle Rote (2)
DB Emlen Tunnell (5)

1955
T Rosie Brown (1)
B-E Frank Gifford (3)
E Kyle Rote (3)
G-T Jack Stroud (1)
DB Emlen Tunnell (6)

1956
T Rosie Brown (2)
QB Charlie Conerly (2)
B-E Frank Gifford (4)
DT Rosey Grier (2)
DE Andy Robustelli (1)
E Kyle Rote (4)
DB Emlen Tunnell (7)

1957
T Rosie Brown (3)
DE Andy Robustelli (2)
G-T Jack Stroud (2)
DB Emlen Tunnell (8)
C Ray Wietecha (1)

1958
T Rosie Brown (4)
B-E Frank Gifford (5)
LB Sam Huff (1)
DB Jimmy Patton (1)
E Bob Schnelker (1)
RB Alex Webster (1)
C Ray Wietecha (2)

1959
T Rosie Brown (5)
DB Lindon Crow (1)
B-E Frank Gifford (6)
LB Sam Huff (2)
DB Jimmy Patton (2)
DE Andy Robustelli (3)
E Bob Schnelker (2)

1960
T Rosie Brown (6)
DT Rosey Grier (3)
LB Sam Huff (3)
DB Jimmy Patton (3)
DE Andy Robustelli (4)
G-T Jack Stroud (3)
C Ray Wietecha (3)

1961
DB Erich Barnes (1)
LB Sam Huff (4)
DE Jim Katcavage (1)
DB Jimmy Patton (4)
E Del Shofner (1)
QB Y.A. Tittle (1)
RB Alex Webster (2)

1962
DB Erich Barnes (2)
T Rosie Brown (7)
G Darrell Dess (1)
DE Jim Katcavage (2)
DB Jimmy Patton (5)
DE Andy Robustelli (5)

E Del Shofner (2)
QB Y.A. Tittle (2)
C Ray Wietecha (4)

1963
DB Erich Barnes (3)
G Darrell Dess (2)
B-E Frank Gifford (7)
DE Jim Katcavage (3)
DT John LoVetere (1)
DB Dick Lynch (1)
E Del Shofner (3)

1964
DB Erich Barnes (4)
T Rosie Brown (8)
E Aaron Thomas (1)

1965
T Rosie Brown (9)
RB Tucker Fredrickson (1)

1966
DB Carl Lockhart (1)

1967
E Homer Jones (1)
RB Ernie Koy (1)
QB Fran Tarkenton (1)

1968
E Homer Jones (2)
C Greg Larson (1)
DB Carl Lockhart (2)
QB Fran Tarkenton (2)

1969
QB Fran Tarkenton (3)
DB Willie Williams (1)

1970
RB Ron Johnson (1)
QB Fran Tarkenton (4)

1972
DE Jack Gregory (1)
RB Ron Johnson (2)
QB Norm Snead (1)

1976
LB Brad Van Pelt (1)

1977
LB Brad Van Pelt (2)

1978
LB Harry Carson (1)
P Dave Jennings (1)
LB Brad Van Pelt (3)

1979
LB Harry Carson (2)
P Dave Jennings (2)
LB Brad Van Pelt (4)

1980
P Dave Jennings (3)
LB Brad Van Pelt (5)

1981
LB Harry Carson (3)
LB Lawrence Taylor (1)

1982
LB Harry Carson (4)
P Dave Jennings (4)
LB Lawrence Taylor (2)
DB Mark Haynes (1)

1983
LB Harry Carson (5)
PK Ali Haji-Shiekh (1)
DB Mark Haynes (2)
LB Lawrence Taylor (3)

1984
LB Harry Carson (6)
DB Mark Haynes (3)
LB Lawrence Taylor (4)

1985
LB Harry Carson (7)
DE Leonard Marshall (1)
RB Joe Morris (1)
QB Phil Simms (1)
LB Lawrence Taylor (5)

1986
TE Mark Bavaro (1)
T Brad Benson (1)
DT Jim Burt (1)
LB Harry Carson (8)
P Sean Landeta (1)
DE Leonard Marshall (2)
RB Joe Morris (2)
LB Lawrence Taylor (6)

1987
LB Carl Banks (1)
TE Mark Bavaro (2)
LB Harry Carson (9)
LB Lawrence Taylor (7)

1988
DB Terry Kinard (1)
LB Lawrence Taylor (8)

1989
RB David Meggett (1)
LB Lawrence Taylor (9)

1990
DT Erik Howard (1)
LB Pepper Johnson (1)
P Sean Landeta (2)
C Bart Oates (1)
T William Roberts (1)
LB Lawrence Taylor (10)
DB Reyna Thompson (1)

1991
C Bart Oates (2)

GIANTS IN THE PRO BOWL, 1992–2021

1992
RB Rodney Hampton (1)

1993
RB Rodney Hampton (2)
T John Elliott (1)
C Bart Oates (3)
QB Phil Simms (2)

1997
LB Jessie Armstead (1)
DE Michael Strahan (1)

1998
LB Jessie Armstead (2)
DE Michael Strahan (2)

1999
LB Jessie Armstead (3)
DE Michael Strahan (3)

2000
LB Jessie Armstead (4)
G Ron Stone (1)

2001
LB Jessie Armstead (5)
G Ron Stone (2)
DE Michael Strahan (4)

2002
TE Jeremy Shockey (1)
DE Michael Strahan (5)

2003
TE Jeremy Shockey (2)
DE Michael Strahan (6)

2004
RB Tiki Barber (1)

2005
RB Tiki Barber (2)
TE Jeremy Shockey (3)
DE Michael Strahan (7)
WR David Tyree (1)
DE Osi Umenyiora (1)

2006
RB Tiki Barber (3)
TE Jeremy Shockey (4)
LB Antonio Pierce (1)

2007
DE Osi Umenyiora (2)

2008
K John Carney (2)
LS Zak DeOssie (1)
P Jeff Feagles (2)
G Chris Snee (1)
C Shaun O'Hara (1)
QB Eli Manning (1)
DE Justin Tuck (1)

2009
T David Diehl (1)
C Shaun O'Hara (2)
WR Steve Smith (1)
G Chris Snee (2)

2010
LS Zak DeOssie (2)
C Shaun O'Hara (3)
S Antrel Rolle (2)
G Chris Snee (3)
DE Justin Tuck (2)

2011
QB Eli Manning (2)
DE Jason Pierre-Paul (1)

2012
WR Victor Cruz (1)
QB Eli Manning (3)
DE Jason Pierre-Paul (2)
G Chris Snee (4)

2013
S Antrel Rolle (3)

2014
WR Odell Beckham Jr. (1)

2015
WR Odell Beckham Jr. (2)
K Josh Brown (1)
QB Eli Manning (4)
CB Dominique Rodgers-Cromartie (2)

2016
WR Odell Beckham Jr. (3)
S Landon Collins (1)
WR/KR Dwayne Harris (1)
CB Janoris Jenkins (1)

2017
S Landon Collins (2)

2018
RB Saquon Barkley (1)
S Landon Collins (3)
K Aldrick Rosas (1)
S Mike Thomas (1)
LB Olivier Vernon (1)

2020
TE Evan Engram
CB James Bradberry



CAMPING WORLD STADIUM
ORLANDO, FL

TOP TENS

TOP TEN RUSHERS (BASED ON RUSHING YARDAGE)

Player	Years	Attempts	Yards	Avg	Lg	TD
1. Tiki Barber	1997-06	2,217	10,449	4.7	95f	55
2. Rodney Hampton	1990-97	1,824	6,897	3.8	63f	49
3. Joe Morris	1982-89	1,318	5,296	4.0	65f	48
4. Brandon Jacobs	2005-11, 13	1,136	5,087	4.5	73	60
5. Alex Webster	1955-64	1,196	4,638	3.9	71	39
6. Ahmad Bradshaw	2007-12	921	4,232	4.6	88	32
7. Ron Johnson	1970-75	1,066	3,836	3.6	68	33
8. Frank Gifford	1952-60, 62-64	840	3,609	4.3	79	34
9. Doug Katar	1974-81	900	3,380	3.8	53	20
10. Eddie Price	1950-55	846	3,292	3.9	80	20

TOP TEN PASSERS (BASED ON PASSING YARDAGE)

Player	Year	Ath.	Comp.	Yards	Pct.	TDs	Ints
1. Eli Manning	2004-19	8,119	4,895	57,023	60.3	366	244
2. Phil Simms	1979-93	4,647	2,576	33,462	55.4	199	157
3. Charlie Conerly	1948-61	2,833	1,418	19,488	50.0	173	167
4. Kerry Collins	1999-03	2,473	1,447	16,875	58.5	81	70
5. Fran Tarkenton	1967-71	1,898	1,051	13,905	55.4	103	72
6. Y.A. Tittle	1961-64	1,308	731	10,439	55.9	96	68
7. Dave Brown	1992-97	1,391	766	8,806	55.1	40	49
8. Daniel Jones	2019-21	1,268	796	8,398	62.8	45	29
9. Scott Brunner	1980-83	986	482	6,121	48.9	28	48
10. Craig Morton	1974-76	884	461	5,734	52.1	29	49

TOP TEN RECEIVERS (BASED ON NUMBER OF RECEPTIONS)

Player	Years	No.	Yards	Avg	Lg	TD
1. Amani Toomer	1996-08	668	9,497	14.2	82	54
2. Tiki Barber	1997-06	586	5,183	8.8	87	12
3. Joe Morrison	1959-72	395	4,993	12.6	70	47
4. Odell Beckham, Jr.	2014-18	390	5,476	14.0	87f	44
5. Jeremy Shockey	2002-07	371	4,228	11.4	59	27
6. Ike Hilliard	1997-04	368	4,630	12.6	59	27
7. Frank Gifford	1952-60, 62-64	367	5,434	14.8	77	43
8. Sterling Shepard	2016-21	349	3,884	11.1	77	21
9. Chris Calloway	1992-98	334	4,710	14.1	68	27
10. Bob Tucker	1970-77	327	4,376	13.4	63	22

TOP TEN SCORERS (BASED ON TOTAL POINTS)

Player	Years	Tot	Rush	Rec	Ret	2pt.	FGs	PATs	Total Pts.
1. Pete Gogolak	1966-74	0	0	0	0		126	268	646
2. Lawrence Tynes	2007-12	0	0	0	0		122	220	586
3. Brad Daluiso	1993-00	0	0	0	0		123	157	526
4. Frank Gifford	1952-64	78	34	43	1		2	10	484
5. Joe Danelo	1976-82	0	0	0	0		104	170	482
6. Tiki Barber	1997-06	68	55	12	1	4	0	0	416
7. Josh Brown	2013-16	0	0	0	0		88	128	392
8. Joe Morrison	1959-72	65	18	47	0		0	0	390
9. Brandon Jacobs	2005-11, 2013	64	60	4	0	1	0	0	386
10. Amani Toomer	1996-08	58	1	54	3		0	0	348

TOP TEN INTERCEPTORS (BASED ON NUMBER OF INTERCEPTIONS)

Player	Years	No	Ret. Yds	Avg	TD
1. Emlen Tunnell	1949-58	74	1,240	16.8	4
2. Jim Patton	1955-66	52	712	13.7	2
3. Carl Lockhart	1965-75	41	475	11.6	3
4. Willie Williams	1965, 67-73	35	462	13.2	0
5. Dick Lynch	1959-66	35	568	16.2	4
6. Tom Landry	1950-55	31	360	11.6	3
7. Terry Kinard	1983-89	27	574	21.3	2
8. Terry Jackson	1978-83	24	282	11.8	2
9. Phillippi Sparks	1992-99	22	163	7.4	0
10. Corey Webster	2005-12	20	226	11.3	1
Frank Reagan	1941, 46-48	20	376	18.8	0
Howard Livingston	1944-47	20	375	18.8	1

TOP TEN PUNT RETURNS (BASED ON RETURN YARDS)

Player	Years	No	FC	Yds.	Avg.	Long	TD
1. David Meggett	1989-94	202	80	2,230	11.0	76f	6
2. Emlen Tunnell	1948-58	261	NA	2,214	8.5	81	5
3. Phil McConkey	1984-88	213	84	1,708	8.0	37	0
4. Tiki Barber	1997-01	122	45	1,177	9.6	85f	1
5. Amani Toomer	1996-01	109	52	1,060	9.7	81f	3
6. Leon Bright	1981-83	106	0	852	8.0	55	0
7. Chad Morton	2005-06	76	29	721	9.5	58	1
8. Domenik Hixon	2007-12	49	33	565	11.5	79f	1
9. Dwayne Harris	2015-17	70	26	559	8.0	80f	1
10. Bob Hammond	1976-79	60	14	512	8.5	68f	1

TOP TEN KICKOFF RETURNS (BASED ON RETURN YARDAGE)

Player	Years	No	Yds	Avg	Long	TD
1. Clarence Childs	1964-67	126	3,163	25.1	100	2
2. David Meggett	1989-94	146	2,989	20.5	92f	1
3. Willie Ponder	2003-05	71	1,872	26.4	95f	2
4. Ahmad Bradshaw	2007-12	77	1,788	23.2	68	0
5. Rocky Thompson	1971-73	65	1,768	27.2	93	2

GIANTS ALL-TIME TOP 10



6. David Wilson	2012-14	66	1,755	26.6	971	1
7. David Patten	1997-99	84	1,724	20.5	901	1
8. Domenik Hixon	2007-12	68	1,692	24.9	83	1
9. Joe Scott	1948-53	54	1,467	27.2	NA	1
10. Ron Dixon	2000-01	65	1,364	20.4	44	0

TOP TEN SACK LEADERS (OFFICIAL STATISTIC ONLY SINCE 1982)

Player	Years	Sacks
1. Michael Strahan	1993-07	141.5
2. Lawrence Taylor*	1981-93	132.5
3. Leonard Marshall	1983-92	79.5
4. Osi Umenyiora	2003-12	75.0
5. Keith Hamilton	1992-03	63.0
6. Justin Tuck	2005-13	60.5
7. Jason Pierre-Paul	2010-17	58.5
8. George Martin	1975-88	46.0
9. Mathias Kiwanuka	2006-13	38.5
10. Carl Banks	1984-92	36.0

*Taylor had 9.5 sacks as a rookie in 1981, the year before they became an official statistic.

SERVICE

MOST SEASONS, ACTIVE PLAYER

- 16 Eli Manning (2004-19)
 15 Michael Strahan (1993-07)
 Phil Simms (1979-93)
 Mel Hein (1931-45)
 14 George Martin (1975-88)
 Joe Morrison (1959-72)
 Charlie Conerly (1948-61)
 13 Zak DeOssie (2007-19)
 Amani Toomer (1996-08)
 Howard Cross (1989-01)
 Lawrence Taylor (1981-93)
 Harry Carson (1976-88)
 Greg Larson (1961-73)
 Jim Katcavage (1956-68)
 Rosie Brown (1953-65)

MOST GAMES PLAYED, CAREER

- 236 Eli Manning (2004-19)
 216 Michael Strahan (1993-07)
 207 Howard Cross (1989-01)
 201 George Martin (1975-88)
 199 Zak DeOssie (2007-19)
 190 Amani Toomer (1996-08)
 184 Lawrence Taylor (1981-93)
 Joe Morrison (1959-72)
 179 Greg Larson (1961-73)
 173 Greg Larson (1961-73)
 173 Harry Carson (1976-88)

MOST SEASONS, HEAD COACH

- 23 Steve Owen (1931-53)
 12 Tom Coughlin (2004-15)
 8 Bill Parcells (1983-90)
 Allie Sherman (1961-68)
 7 Jim Fassel (1997-03)
 Jim Lee Howell (1954-60)

SCORING

MOST SEASONS LEADING LEAGUE

- 1 Jay Feely (2005) (kickers only)
 Don Chandler (1963)
 Gene Roberts (1949) tied
 Ken Strong (1933) tied

MOST POINTS, CAREER

- 646 Pete Gogolak (1966-74) (268-pat, 126-fg)
 586 Lawrence Tynes (2007-12) (220-pat, 122-fg)
 526 Brad Daluiso (1993-00) (157-pat, 123-fg)
 484 Frank Gifford (1950-60, 62-64) (78-td, 10-pat, 2-fg)

MOST POINTS, SEASON

- 148 Jay Feely 2005 (43-pat, 35-fg)
 145 Lawrence Tynes 2012 (46-pat, 33-fg)
 143 John Carney 2008 (38-pat, 35-fg)
 134 Josh Brown 2015 (44-pat, 30-fg)
 127 Aldrick Rosas 2018 (31-pat, 32-fg)
 Ali Haji-Sheikh 1983 (22-pat, 35-fg)
 126 Lawrence Tynes 2009 (45-pat, 27-fg)
 Joe Morris 1985 (21-tds)
 116 Josh Brown 2014 (44-pat, 24-fg)

MOST POINTS, ROOKIE SEASON

- 127 Ali Haji-Sheikh 1983 (22-pat, 35-fg)
 108 Matt Bryant 2002 (30-pat, 26-fg)

MOST POINTS, GAME

- 24 Rodney Hampton, vs. New Orleans Sept. 24, 1995
 Earnest Gray, at St. Louis Sept. 7, 1980
 Ron Johnson, at Philadelphia Oct. 2, 1972
 20 Joe Danelo, at Seattle Oct. 18, 1981

MOST CONSECUTIVE GAMES SCORING

- 61 Lawrence Tynes (2009-12)
 Pete Gogolak (1969-73)

TOUCHDOWNS

MOST SEASONS LEADING LEAGUE

- 2 Bill Paschal (1943 tied, 1944 tied)
 1 Joe Morris (1985)
 Homer Jones (1967)
 Gene Roberts (1949)

MOST TOUCHDOWNS, CAREER

- 78 Frank Gifford (1952-60, 62-64)
 78 Tiki Barber (1997-06)
 65 Joe Morrison (1959-72)
 64 Brandon Jacobs (2005-11, 13)
 58 Amani Toomer (1996-2008)

MOST TOUCHDOWNS, SEASON

- 21 Joe Morris (1985)
 17 Gene Roberts (1949)
 15 **Saquon Barkley (2018)**
 Brandon Jacobs (2008)
 Tiki Barber (2004)
 Joe Morris (1986)
 14 Rodney Hampton (1992)
 Ottis Anderson (1989)
 Joe Morris (1986)
 Ron Johnson (1972)
 Homer Jones (1967)

MOST TOUCHDOWNS, ROOKIE SEASON

- 15 **Saquon Barkley (2018)**
 12 Odell Beckham Jr. (2014)
 Bill Paschal (1943)

MOST TOUCHDOWNS, GAME

- 4 Rodney Hampton, vs. New Orleans Sept. 24, 1995
 Earnest Gray, at St. Louis Sept. 7, 1980
 Ron Johnson, at Philadelphia Oct. 2, 1972
 3 **By 28 players, Last: Saquon Barkley, Nov. 18, 2018 vs. Tampa Bay**

MOST CONSECUTIVE GAMES SCORING TOUCHDOWNS

- 10 Frank Gifford (1957-58)
 7 Tiki Barber (2004)
 Kyle Rote (1959-60)
 Bill Paschal (1944)
 6 Plaxico Burres (2007)
 Tiki Barber (2004-05)
 Joe Morris (1985-86)
 Frank Gifford (1953)

POINTS AFTER TOUCHDOWN

MOST SEASONS LEADING LEAGUE

- 1 Don Chandler (1963)
 Pat Summerall (1961)
 Ward Cuff (1938)

MOST POINTS AFTER TOUCHDOWN ATTEMPTED, CAREER

- 277 Pete Gogolak (1966-74)
 220 Lawrence Tynes (2007-12)
 176 Joe Danelo (1976-82)
 159 Ben Agajanian (1949, 54-57)
 Brad Daluiso (19993-00)

MOST POINTS AFTER TOUCHDOWN ATTEMPTED, SEASON

- 56 Don Chandler (1963)
 48 Don Chandler (1962)
 46 Lawrence Tynes (2012)
 Pat Summerall (1961)
 45 Josh Brown (2015)

MOST POINTS AFTER TOUCHDOWN (NO MISSES), GAME

- 8 Pete Gogolak, vs. Philadelphia Nov. 26, 1972
 on 7 occasions, Last: Josh Brown at New Orleans Nov. 1, 2015

MOST POINTS AFTER TOUCHDOWN, CAREER

- 268 Pete Gogolak (1966-74)
 220 Lawrence Tynes (2007-12)
 170 Joe Danelo (1976-82)
 157 Brad Daluiso (1993-00)
 Ben Agajanian (1949, 54-57)

MOST POINTS AFTER TOUCHDOWN, SEASON

- 52 Don Chandler (1963)
 47 Don Chandler (1962)
 46 Lawrence Tynes (2012)
 Pat Summerall (1961)
 45 Lawrence Tynes (2009)

MOST POINTS AFTER TOUCHDOWN, GAME

- 8 Pete Gogolak, vs. Philadelphia Nov. 26, 1972
 on 7 occasions, most recently by Lawrence Tynes, vs. New Orleans Dec. 9, 2012

MOST CONSECUTIVE POINTS AFTER TOUCHDOWN

- 204 Lawrence Tynes (2007-2012)
 133 Pete Gogolak (1967-72)
 126 Pat Summerall (1958-61)
 85 Brad Daluiso (1993-00)
 82 Josh Brown (2013-15)

MOST POINTS AFTER TOUCHDOWN (NO MISSES), SEASON

- 46 Lawrence Tynes (2012)
 Pat Summerall (1961)
 45 Lawrence Tynes (2009)
 44 Josh Brown (2014)
 43 Lawrence Tynes (2010)
 Lawrence Tynes (2011)
 Jay Feely (2005)

FIELD GOALS

MOST SEASONS LEADING LEAGUE

- 3 Ward Cuff (1938, tied, 1939, 1943, tied)
 1 Ali Haji-Sheikh (1983)
 Pat Summerall (1959)
 Ken Strong (1944)

MOST FIELD GOALS ATTEMPTED, CAREER

- 219 Pete Gogolak (1966-74)
 176 Joe Danelo (1976-82)
 160 Brad Daluiso (1993-00)
 146 Lawrence Tynes (2007-12)
 112 Pat Summerall (1958-61)

MOST FIELD GOALS ATTEMPTED, SEASON

- 42 Jay Feely (2005)
 Ali Haji-Sheikh (1983)
 41 Pete Gogolak (1970)
 39 Lawrence Tynes (2012)
 38 John Carney (2008)
 Joe Danelo (1981)

MOST FIELD GOALS ATTEMPTED, GAME

- 6 on six occasions, most recently by Jay Feely, vs. Washington Oct. 30, 2005

MOST FIELD GOALS, CAREER

- 126 Pete Gogolak (1966-74)
 123 Brad Daluiso (1993-00)
 122 Lawrence Tynes (2007-12)
 104 Joe Danelo (1976-82)

MOST FIELD GOALS, SEASON

- 35 John Carney (2008)
 Jay Feely (2005)
 Ali Haji-Sheikh (1983)
 33 Lawrence Tynes (2012)
 32 Aldrick Rosas (2018)
 31 Graham Gano (2020)
 30 Josh Brown (2015)
 29 Graham Gano (2021)
 27 Lawrence Tynes (2009)

MOST FIELD GOALS, GAME

- 6 Joe Danelo, at Seattle Oct. 18, 1981
 5 Graham Gano, at Washington Sept. 16, 2021
 Josh Brown, at Tennessee Dec. 7, 2014
 Josh Brown, at Philadelphia Oct. 27, 2013
 Lawrence Tynes, at Dallas Oct. 28, 2012
 Lawrence Tynes, at Carolina Sept. 20, 2012
 Jay Feely, vs. Washington Oct. 30, 2005
 Steve Christie, at Cincinnati Dec. 26, 2004
 Raul Allegre, at Minnesota Nov. 16, 1986
 Eric Schubert, vs. Tampa Bay Nov. 3, 1985
 Ali Haji-Sheikh, at Washington Dec. 17, 1983

MOST CONSECUTIVE GAMES KICKING FIELD GOALS

- 26 Lawrence Tynes (2011-12)
 18 Joe Danelo (1977-79)
 15 Lawrence Tynes (2009)
 Jay Feely (2005)
 Raul Allegre (1987-89)
 Ali Haji-Sheikh (1983)
 14 Aldrick Rosas (2017-18)
 Pat Summerall (1960-61)

MOST CONSECUTIVE SUCCESSFUL FIELD GOAL ATTEMPTS

- 37 Graham Gano (2020-21)
 29 Josh Brown (2014-15)
 20 Aldrick Rosas (2018-2019)
 17 Josh Brown (2013)
 16 Lawrence Tynes (2010)
 14 Ali Haji-Sheikh (1983)
 Brad Daluiso (1996)
 John Carney (2008)

LONGEST FIELD GOALS (IN YARDS)

- 57 Aldrick Rosas, vs. Chicago Bears Dec. 2, 2018
 56 Ali Haji-Sheikh, at Detroit Nov. 7, 1983
 Ali Haji-Sheikh, vs. Green Bay Sept. 26, 1983
 55 Graham Gano, at Washington Sept. 16, 2021
 Graham Gano, vs. Dallas Oct. 11, 2020
 Joe Danelo, vs. New Orleans Sept. 20, 1981
 54 on six occasions, most recently by Graham Gano, at Philadelphia Dec. 26, 2021
 53 on nine occasions, most recently by Graham Gano, vs. Carolina Oct. 24, 2021
 52 on 14 occasions, most recently by Graham Gano, at Washington Sept. 16, 2021
 51 on 12 occasions, most recently by Graham Gano, at Miami Dec. 5, 2021
 50 on 16 occasions, most recently by Graham Gano, vs. Dallas Jan. 3, 2021

HIGHEST FIELD GOAL PERCENTAGE, CAREER (50 ATTEMPTS)

92.3 Graham Gano 60-65 (2020-21)

- 91.7 Josh Brown 88-96 (2013-16)
 84.1 Jay Feely 58-69 (2005-06)
 83.6 Lawrence Tynes 122-146 (2007-12)
 82.4 Aldrick Rosas 61-74 (2017-19)
 76.9 Brad Daluiso 123-160 (1993-00)

HIGHEST FIELD GOAL PERCENTAGE, SEASON (14 ATTEMPTS)

- 97.0 Aldrick Rosas 32-33 (2018)
 96.9 Graham Gano 31-32 (2020)
 93.8 Josh Brown 30-32 (2015)
 92.3 Josh Brown 24-26 (2014)
 92.1 John Carney 35-38 (2008)
 88.9 Brad Daluiso 24-27 (1996)

MOST FIELD GOALS MADE, 50 OR MORE YARDS, CAREER

- 12 Graham Gano (2020-21)
 9 Joe Danelo (1976-82)
 8 Josh Brown (2013-15)
 7 Aldrick Rosas (2017-2018)
 6 Brad Daluiso (1993-00)
 5 Lawrence Tynes (2007-12)
 3 Jay Feely (2005)
 Steve Christie (2004)
 Raul Allegre (1986-91)
 Ali Haji-Sheikh (1983-85)

MOST FIELD GOALS, 50 OR MORE YARDS, SEASON

- 7 Graham Gano (2021)
 5 Graham Gano (2020)
 4 Aldrick Rosas (2018)
 Josh Brown (2014)

SAFETIES

MOST SAFETIES, SEASON

- 1 by many players, Last: Sam Beal, vs. Dec. 15, 2019
 Miami (fackled in end zone)

MOST SAFETIES, GAME

- 1 by many players, Last: Sam Beal, vs. Dec. 15, 2019
 Miami (fackled in end zone)

MOST SAFETIES, CAREER

- 3 Jim Katcavage (1956-68)
 2 Leonard Marshall (1983-92)
 1 by many players

RUSHING

MOST SEASONS LEADING LEAGUE

- 2 Bill Pascol (1943-44)
 1 Eddie Price (1951)
 Tuffy Leemans (1936)

ATTEMPTS

MOST ATTEMPTS, CAREER

- 2,217 Tiki Barber (1997-06)
 1,824 Rodney Hampton (1990-97)
 1,318 Joe Morris (1982-89)
 1,196 Alex Webster (1955-64)
 1,136 Brandon Jacobs (2005-11, 13)

MOST ATTEMPTS, SEASON

- 357 Tiki Barber (2005)
 341 Joe Morris (1986)
 327 Rodney Hampton (1994)
 Tiki Barber (2006)
 325 Otis Anderson (1989)
 322 Tiki Barber (2004)
 307 Joe Morris (1988)

MOST ATTEMPTS, GAME

- 43 Butch Woolfolk, at Philadelphia Nov. 20, 1983
 41 Rodney Hampton, vs. Rams Sept. 19, 1993
 38 Joe Montgomery, vs. New York Jets Sept. 5, 1999
 Harry Newman, vs. Green Bay Nov. 11, 1934
 36 Joe Morris, vs. Pittsburgh Dec. 21, 1985
 Ron Johnson, at Philadelphia Oct. 2, 1972
 34 on four occasions, most recently by Rashad Jennings, vs. Houston Sept. 21, 2014
 33 on three occasions, most recently by Rodney Hampton, vs. New Orleans Sept. 24, 1995
 32 on five occasions, most recently by Tiki Barber, at Philadelphia Dec. 11, 2005
 31 on two occasions, most recently by Joe Morris, vs. Kansas City Dec. 11, 1988

YARDS

MOST YARDS GAINED, CAREER

- 10,449 Tiki Barber (1997-06)
 6,897 Rodney Hampton (1990-97)
 5,296 Joe Morris (1982-89)
 5,087 Brandon Jacobs (2005-11, 2013)
 4,638 Alex Webster (1955-64)
 4,232 Ahmad Bradshaw (2007-12)
 3,836 Ron Johnson (1970-75)

MOST YARDS GAINED, SEASON

1,860	Tiki Barber (2005)
1,662	Tiki Barber (2006)
1,518	Tiki Barber (2004)
1,516	Joe Morris (1986)
1,387	Tiki Barber (2002)
1,336	Joe Morris (1985)
1,307	Saquon Barkley (2018)
1,235	Ahmad Bradshaw (2010)
1,216	Tiki Barber (2003)
1,182	Rodney Hampton (1995)
	Ron Johnson (1972)
1,141	Rodney Hampton (1992)
1,089	Brandon Jacobs (2008)
1,083	Joe Morris (1988)
1,077	Rodney Hampton (1993)
1,075	Rodney Hampton (1994)
1,063	Gary Brown (1998)
1,059	Rodney Hampton (1991)
1,027	Ron Johnson (1970)
1,025	Derrick Ward (2008)
1,023	Ottis Anderson (1989)
1,015	Ahmad Bradshaw (2012)

MOST YARDS GAINED, GAME

234	Tiki Barber, at Washington	Dec. 30, 2006
220	Tiki Barber, vs. Kansas City	Dec. 17, 2005
218	Gene Roberts, vs. Chicago Cardinals	Nov. 12, 1950
215	Derrick Ward, vs. Carolina	Dec. 21, 2000
206	Tiki Barber, vs. Washington	Oct. 30, 2005
203	Tiki Barber, at Oakland	Dec. 31, 2005
	Tiki Barber, vs. Philadelphia	Dec. 28, 2002
202	Joe Morris, vs. Pittsburgh	Dec. 21, 1985
200	Ahmad Bradshaw, vs. Cleveland	Oct. 7, 2012
189	Saquon Barkley, at Washington	Dec. 22, 2019
188	Bill Paschal, vs. Washington	Dec. 5, 1943
187	Rodney Hampton, at Dallas	Dec. 17, 1995
185	Tiki Barber, at Atlanta	Oct. 15, 2006
182	Tiki Barber, at Green Bay	Oct. 3, 2004
181	Joe Morris, vs. Dallas	Nov. 2, 1986
	Joe Morris, vs. Washington	Oct. 27, 1986

MOST GAMES 100 YARDS OR MORE RUSHING, CAREER

38	Tiki Barber (1997-06)
19	Joe Morris (1982-89)
17	Rodney Hampton (1990-97)
13	Brandon Jacobs (2005-11, 2013)
12	Saquon Barkley (2018-21)
	Ahmad Bradshaw (2007-12)
11	Eddie Price (1950-55)
10	Ron Johnson (1970-75)

MOST GAMES, 100 YARDS OR MORE RUSHING, SEASON

9	Tiki Barber (2004)
8	Tiki Barber (2005)
	Tiki Barber (2006)
	Joe Morris (1986)
7	Saquon Barkley (2018)
	Gary Brown (1998)
	Joe Morris (1985)
5	Brandon Jacobs (2007)
	Rodney Hampton (1993)

LONGEST RUN FROM SCRIMMAGE

95	Tiki Barber, at Oakland	Dec. 31, 2005
91	Hop Moran, vs. Green Bay	Nov. 23, 1930
88	Ahmad Bradshaw, at Buffalo	Dec. 23, 2007
80	Eddie Price, at Philadelphia	Dec. 9, 1951
79	Frank Gifford, vs. Washington	Nov. 29, 1959
78	Tiki Barber, vs. Arizona	Sept. 3, 2000
77	Bill Paschal, vs. Cleveland Rams	Nov. 4, 1945

HIGHEST AVERAGE GAIN, CAREER (500 ATTEMPTS)

4.71	Tiki Barber, 1997-2006 (2,217-10,449)
4.60	Ahmad Bradshaw, 2007-2012 (921-4,232)
4.48	Brandon Jacobs, 2005-11, 2013 (1,136-5,087)
4.46	Saquon Barkley, 2018-21 (659-2,937)
4.30	Frank Gifford, 1952-60, 62-64 (840-3,609)
4.14	Mel Triplett, 1955-60 (553-2,289)

HIGHEST AVERAGE GAIN, SEASON (QUALIFIERS)

5.63	Derrick Ward 2008 (182-1,025)
5.60	Brandon Jacobs 2010 (147-823)
5.58	Eddie Price 1950 (126-703)
5.21	Tiki Barber 2005 (357-1,860)
	Tiki Barber 2001 (166-865)
5.15	Frank Gifford 1956 (159-819)
5.09	Frank Gifford 1959 (106-540)

HIGHEST AVERAGE GAIN, GAME (10 ATTEMPTS)

14.33	Derrick Ward, vs. Carolina (15-215)	Dec. 21, 2008
13.30	Frank Reagan, vs. Rams (10-133)	Dec. 1, 1946

12.23 Tuffy Leemans, vs. Green Bay (13-159) Nov. 20, 1938

12.14 Saquon Barkley, at Washington **Dec. 9, 2018**

11.43 Ernie Koy, at Washington (14-160) Oct. 1, 1967

TOUCHDOWNS

MOST RUSHING TOUCHDOWNS, CAREER

60	Brandon Jacobs (2005-11, 13)
55	Tiki Barber (1997-06)
49	Rodney Hampton (1990-97)
48	Joe Morris (1982-89)
39	Alex Webster (1955-64)
35	Ottis Anderson (1986-92)
34	Frank Gifford (1952-60, 62-64)

MOST RUSHING TOUCHDOWNS, SEASON

21	Joe Morris (1985)
15	Brandon Jacobs (2008)
14	Rodney Hampton (1992)
	Ottis Anderson (1989)
	Joe Morris (1986)
13	Tiki Barber (2004)
11	Saquon Barkley (2018)
	Tiki Barber (2002)
	Ottis Anderson (1990)
10	Rodney Hampton (1995)
	Rodney Hampton (1991)
	Bill Paschal (1943)

MOST RUSHING TOUCHDOWNS, GAME

4	Rodney Hampton, vs. New Orleans	Sept. 24, 1995
3	on 16 occasions, most recently by Ahmad Bradshaw, vs. Buffalo	Oct. 16, 2011
2	on many occasions, most recently by Wayne Gallman Jr., vs. Philadelphia	Nov. 15, 2020

MOST CONSECUTIVE GAMES RUSHING FOR TOUCHDOWNS

7	Bill Paschal (1944)
6	Joe Morris (1985-86)
5	on five occasions, most recently by Andre Brown (2012)

ALL-PURPOSE YARDS

MOST ALL-PURPOSE YARDS, CAREER

17,359	Tiki Barber (1997-06)
10,924	Amani Toomer (1996-08)
9,862	Frank Gifford (1952-60, 1962-64)
9,750	Rodney Hampton (1990-97)

MOST ALL-PURPOSE YARDS, SEASON

2,390	Tiki Barber (2005)
2,127	Tiki Barber (2006)
2,096	Tiki Barber (2004)
2,085	Tiki Barber (2000)
2,028	Saquon Barkley (2018)
1,989	Tiki Barber (2002)

MOST ALL-PURPOSE YARDS, GAME

327	David Wilson, vs. New Orleans	Dec. 9, 2012
303	Domenik Hixon, at New Orleans	Oct. 28, 2009
289	Saquon Barkley, at Washington	Dec. 22, 2019
279	Joe Scott, vs. LA Rams	Nov. 14, 1948
276	Tiki Barber vs. Philadelphia	Dec. 28, 2002
269	Domenik Hixon at Arizona	Nov. 23, 2008
	Del Shofner vs. Washington	Oct. 28, 1962

PASSING

MOST SEASONS LEADING LEAGUE

2	Ed Donawski (1935, 1938)
1	Phil Simms (NFL, 1990)
	Norm Sneed (1972)
	Y.A. Tittle (1963)
	Charlie Conerly (1959)
	Harry Newman (1933)

ATTEMPTS

MOST PASSES ATTEMPTED, CAREER

8,119	Eli Manning (2004-19)
4,647	Phil Simms (1979-93)
2,833	Charlie Conerly (1948-61)
2,473	Kerry Collins (1999-03)
1,898	Fran Tarkenton (1967-71)

MOST PASSES ATTEMPTED, SEASON

618	Eli Manning (2015)
601	Eli Manning (2014)
598	Eli Manning (2016)
589	Eli Manning (2011)
576	Eli Manning (2018)
571	Eli Manning (2017)
568	Kerry Collins (2001)
557	Eli Manning (2005)

551 Eli Manning (2013)
 545 Kerry Collins (2002)
 539 Eli Manning (2010)

MOST PASSES ATTEMPTED, GAME

63 Eli Manning, at Philadelphia Dec. 22, 2016
 62 Phil Simms, at Cincinnati Oct. 13, 1985
 59 Kerry Collins, at New England Oct. 12, 2003
 Kerry Collins, vs. Green Bay Jan. 6, 2002
 57 Eli Manning, vs. Philadelphia Dec. 17, 2017
 54 Eli Manning, vs. San Francisco Oct. 11, 2015
 53 Eli Manning, vs. Philadelphia Dec. 28, 2014
 Eli Manning, vs. Washington Dec. 16, 2007
 Eli Manning, at Seattle Nov. 27, 2005
 Charlie Conerly, at Pittsburgh Dec. 5, 1948
 52 Eli Manning, vs. Indianapolis Nov. 3, 2014
 Eli Manning, vs. Philadelphia Oct. 6, 2013
 Kerry Collins, at Washington Oct. 28, 2001
 Jeff Rutledge, vs. Seattle Dec. 11, 1983
 51 **Daniel Jones, vs. L.A. Rams Oct. 17, 2021**
 Eli Manning at Washington Nov. 29, 2015
 Eli Manning, vs. Tampa Bay Sept. 16, 2012
 Kerry Collins, vs. Dallas Sept. 15, 2003
 Kerry Collins, vs. Detroit Nov. 19, 2000
 Kerry Collins, vs. Minnesota Dec. 26, 1999
 Scott Brunner, vs. San Diego Oct. 2, 1983
 Scott Brunner, at St. Louis Dec. 26, 1982

COMPLETIONS**MOST PASSES COMPLETED, CAREER**

4,895 Eli Manning (2004-19)
 2,576 Phil Simms (1979-93)
 1,447 Kerry Collins (1999-2003)
 1,418 Charlie Conerly (1948-61)
 1,051 Fran Tarkenton (1967-71)

MOST PASSES COMPLETED, SEASON

387 Eli Manning (2015)
 380 Eli Manning (2018)
 379 Eli Manning (2014)
 377 Eli Manning (2016)
 359 Eli Manning (2011)
 352 Eli Manning (2017)
 339 Eli Manning (2010)
 335 Kerry Collins (2002)
 327 Kerry Collins (2001)
 321 Eli Manning (2012)
 317 Eli Manning (2013)
 Eli Manning (2009)

MOST PASSES COMPLETED, GAME

41 Eli Manning, vs. San Francisco Oct. 11, 2015
 40 Phil Simms, at Cincinnati Oct. 13, 1985
 38 Eli Manning, at Philadelphia Dec. 22, 2016
 37 Eli Manning, vs. Philadelphia Dec. 17, 2017
 36 Kerry Collins, vs. Green Bay Jan. 6, 2002
 Charlie Conerly, at Pittsburgh Dec. 5, 1948
 35 Kerry Collins, at New England Oct. 12, 2003
 34 Eli Manning, vs. Tennessee Sept. 26, 2010
 33 Eli Manning, at Dallas Sept. 16, 2018
 Eli Manning, at New Orleans Nov. 28, 2011
 Eli Manning, vs. Dallas Nov. 14, 2010
 32 Eli Manning, vs. Baltimore Oct. 16, 2016
 Eli Manning, vs. New Orleans Sept. 18, 2016
 Kerry Collins, at Washington Oct. 28, 2001
 31 Eli Manning, vs. New Orleans Sept. 30, 2018
 Eli Manning, vs. Tampa Bay Sept. 16, 2012
 Eli Manning, vs. Miami Oct. 30, 2011
 Eli Manning, at Philadelphia Sept. 17, 2006
 Kerry Collins, vs. Miami Oct. 5, 2003
 Kerry Collins, vs. Minnesota Dec. 26, 1999
 Scott Brunner, vs. San Diego Oct. 2, 1983
 30 Eli Manning, vs. Washington Oct. 28, 2018
 Eli Manning, at Tampa Bay Oct. 1, 2017
 Eli Manning, at New Orleans Nov. 1, 2015
 Kerry Collins, vs. Seattle Dec. 23, 2001
 Kerry Collins, at Dallas Jan. 2, 2000
 Phil Simms, at St. Louis Dec. 13, 1987
 Randy Johnson, vs. Philadelphia Dec. 19, 1971
 Eli Manning, at New Orleans Nov. 1, 2015

MOST CONSECUTIVE PASSES COMPLETED

21 Eli Manning, at New Orleans Nov. 28, 2011
 15 Eli Manning, vs. San Francisco Oct. 11, 2015
 14 at Houston, Sept. 23, 2018/ vs. New Orleans, Sept. 30, 2018 (spanned 2 games)
 13 Kerry Collins, at Phil. Sept. 10, 2000/at Chicago, Sept. 17, 2000 (spanned 2 games)
 Phil Simms, at Cincinnati Oct. 13, 1985
 12 Eli Manning, at Atlanta October 15, 2007
 Y.A. Tittle, vs. Washington Oct. 28, 1962

HIGHEST COMPLETION PERCENTAGE, CAREER (1,000 ATTEMPTS)

62.78 Daniel Jones (796-1,268, 2019-21)

60.29 Eli Manning (4,895-8,119, 2004-19)
 58.51 Kerry Collins (1,447-2,473, 1999-03)
 55.89 Y.A. Tittle (731-1,308, 1961-64)
 55.43 Phil Simms (2,576-4,647, 1979-93)

HIGHEST COMPLETION PERCENTAGE, SEASON (QUALIFIERS)

65.97 Eli Manning (380-576, 2018)
 64.27 Daniel Jones (232-361, 2021)

63.06 Eli Manning (379-601, 2014)
 63.05 Eli Manning (377-598, 2016)
 62.89 Eli Manning (339-539, 2010)
 62.81 Kurt Warner (174-277, 2004)
 Jeff Hostetler (179-285, 1991)
 62.62 Eli Manning (387-618, 2015)
 62.50 Daniel Jones (448-280, 2020)
 62.27 Eli Manning (317-509, 2009)

HIGHEST COMPLETION PERCENTAGE, GAME (20 ATTEMPTS)

87.10 Eli Manning, at Miami (27-31) Dec. 14, 2015
 86.20 Eli Manning, at Houston (25-29) Sept. 23, 2018
 84.61 Kerry Collins, at St. Louis (22-26) Sept. 15, 2002
 82.35 Jeff Hostetler, at Dallas (28-34) Sept. 29, 1991
 80.95 Phil Simms, at Indianapolis (17-21) Nov. 5, 1990
 Phil Simms, vs. St. Louis (17-21) Oct. 25, 1987
 80.77 Phil Simms, vs. Green Bay (21-26) Dec. 19, 1987
 80.00 Norm Snead, vs. N.E. (28-35) Sept. 22, 1974
 Fran Tarkenton, vs. San Diego (16-20) Nov. 7, 1971
 Y.A. Tittle, vs. Philadelphia (16-20) Nov. 10, 1963

YARDS**MOST YARDS PASSING, CAREER**

57,023 Eli Manning (2004-19)
 33,462 Phil Simms (1979-93)
 19,488 Charlie Conerly (1948-61)
 16,875 Kerry Collins (1999-03)
 13,905 Fran Tarkenton (1967-71)
 10,439 Y.A. Tittle (1961-64)

MOST YARDS PASSING, SEASON

4,933 Eli Manning (2011)
 4,432 Eli Manning (2015)
 4,410 Eli Manning (2014)
 4,299 Eli Manning (2018)
 4,073 Kerry Collins (2002)
 4,044 Phil Simms (1984)
 4,027 Eli Manning (2016)
 4,021 Eli Manning (2009)
 4,002 Eli Manning (2010)
 3,998 Eli Manning (2018)
 3,981 Eli Manning (2014)
 3,948 Eli Manning (2012)
 3,829 Phil Simms (1985)
 3,818 Eli Manning (2013)
 3,764 Kerry Collins (2001)
 3,762 Eli Manning (2005)
 3,487 Phil Simms (1986)

MOST YARDS PASSING, GAME

513 Phil Simms, at Cincinnati Oct. 13, 1985
 510 Eli Manning, vs. Tampa Bay Sept. 16, 2012
 505 Y.A. Tittle, vs. Washington Oct. 28, 1962
 450 Eli Manning, at Dallas Oct. 8, 2013
 441 Eli Manning, vs. San Francisco Oct. 11, 2015
 434 Eli Manning, vs. Philadelphia Dec. 17, 2017
 432 Phil Simms, vs. Dallas Oct. 6, 1985
 429 Eli Manning, vs. Philadelphia Dec. 28, 2014
 420 Eli Manning, vs. Seattle Oct. 9, 2011
 409 Phil Simms, vs. Philadelphia Sept. 2, 1984
 406 Eli Manning, at New Orleans Nov. 28, 2011
 403 Eli Manning, vs. Baltimore Oct. 16, 2016
 400 Eli Manning, at Dallas Dec. 11, 2011

MOST GAMES, 300 YARDS OR MORE PASSING, CAREER

51 Eli Manning (2004-19)
 21 Phil Simms (1979-93)
 17 Kerry Collins (1999-03)
 9 Y.A. Tittle (1961-64)

MOST GAMES, 300 YARDS OR MORE PASSING, SEASON

8 Eli Manning (2011)
 6 Eli Manning (2015)
 5 **Daniel Jones (2019)**
 Eli Manning (2018)
 Eli Manning (2014)
 Kerry Collins (2001)
 4 Eli Manning (2016)
 Eli Manning (2010)
 Kerry Collins (2002)
 Phil Simms (1986)
 Phil Simms (1984)
 Y.A. Tittle (1962)
 3 Eli Manning (2013)

Eli Manning (2012)
Eli Manning (2009)
Eli Manning (2005)
Kerry Collins (2003)
Kerry Collins (2000)
Phil Simms (1988)
Phil Simms (1985)
Phil Simms (1988)
Phil Simms (1985)
Jeff Rutledge (1983)
Y.A. Tittle (1961)

LONGEST PASS COMPLETION (IN YARDS)

99	Eli Manning (to Victor Cruz) at Jets	Dec. 24, 2011
98	Earl Morrall (to Homer Jones) at Pittsburgh	Sept. 11, 1966
94	Norm Snead (to Rich Houston) vs. Dallas	Sept. 24, 1972
92	Eli Manning (to Mario Manningham) at Washington	Jan. 2, 2011
89	Earl Morrall (to Homer Jones) vs. Philadelphia	Oct. 17, 1965
88	Frank Reagan (to George Franck) vs. Washington	Oct. 12, 1947
87	Eli Manning (to Odell Beckham Jr.) vs. New England	Nov. 15, 2015
	Kent Graham (to Tiki Barber) at Arizona	Dec. 6, 1998
85	Eli Manning (to Mario Manningham) at Green Bay	Dec. 26, 2010

TOUCHDOWNS

MOST TOUCHDOWN PASSES, CAREER

366	Eli Manning (2004-19)
199	Phil Simms (1979-93)
173	Charlie Conerly (1948-61)
103	Fran Tarkenton (1967-71)
96	Y.A. Tittle (1961-64)

MOST TOUCHDOWN PASSES, SEASON

36	Y.A. Tittle (1963)
35	Eli Manning (2015)
33	Y.A. Tittle (1962)
31	Eli Manning (2010)
30	Eli Manning (2014)
29	Eli Manning (2011)
	Fran Tarkenton (1967)

MOST TOUCHDOWN PASSES, GAME

7	Y.A. Tittle, vs. Washington	Oct. 28, 1962
6	Eli Manning, at New Orleans	Nov. 1, 2015
	Y.A. Tittle, vs. Dallas	Dec. 16, 1962
5	Daniel Jones, at Washington	Dec. 22, 2019
	Eli Manning, vs. Philadelphia	Dec. 30, 2012
	Phil Simms at St. Louis	Sept. 7, 1980
	Fran Tarkenton, vs. St. Louis	Oct. 25, 1970

MOST CONSECUTIVE GAMES TOUCHDOWN PASSES

15	Y.A. Tittle (1962-64)
13	Daniel Jones (2019-2020)
12	Eli Manning (2008)
	Eli Manning (2004-05)
	Eli Manning (2005-06)
10	Eli Manning (2015-16)
	Eli Manning (2009)
	Phil Simms (1988-89)
	Phil Simms (1984-87)
	Charlie Conerly (1948-49)
9	Eli Manning (2011-12)
	Eli Manning (2006-07)
	Phil Simms (1985-86)
	Earl Morrall (1965-66)

PASSES INTERCEPTED

LOWEST PERCENTAGE PASSES HAD INTERCEPTED, CAREER (MIN. 1,000 ATT)

2.3	Daniel Jones (29 int., 1,268 att.)
2.8	Kerry Collins (70 int., 2,473 att.)
3.0	Eli Manning (244 int., 8,119 att.)
3.4	Phil Simms (157 int., 4,647 att.)
3.5	Dave Brown (49 int., 1,391 att.)

LOWEST PERCENTAGE PASSES HAD INTERCEPTED, SEASON

1.3	Phil Simms, 1990 (4 int., 311 att.)
1.4	Kurt Warner, 2004 (4 int., 277 att.)
	Jeff Hostetler, 1991 (4 int., 285 att.)
1.9	Daniel Jones, 2021 (7 int., 361 att.)
2.0	Fran Tarkenton, 1969 (8 int., 409 att.)

FEWEST PASSES HAD INTERCEPTED, GAME (MOST ATTEMPTS)

0	Eli Manning, vs. Indianapolis (52 attempts)	Nov. 3, 2014
	Scott Brunner, vs. St. Louis (51 attempts)	Dec. 26, 1982
	Phil Simms, at L.A. Rams (48 attempts)	Sept. 30, 1984
	Kerry Collins, vs. Seattle (47 attempts)	Dec. 23, 2001
	Dave Brown, vs. Balt. (46 attempts)	Sept. 14, 1997

	Fran Tarkenton, at Dallas (46 attempts)	Oct. 11, 1971
	Phil Simms, at Phoenix (45 attempts)	Nov. 13, 1988
	Eli Manning, vs. Miami (45 attempts)	Oct. 30, 2011
	Eli Manning, vs. Dallas (44 attempts)	Sept. 16, 2018
	Eli Manning, vs. New England (44 attempts)	Nov. 15, 2015

MOST PASSES HAD INTERCEPTED, CAREER

244	Eli Manning (2004-19)
167	Charlie Conerly (1949-61)
157	Phil Simms (1979-93)
72	Fran Tarkenton (1967-71)
70	Kerry Collins (1999-2003)

PASS RECEIVING

RECEPTIONS

MOST SEASONS LEADING LEAGUE

1	Earnest Gray (1983)
	Bob Tucker (1971)
	Tod Goodwin (1935)

MOST PASS RECEPTIONS, CAREER

668	Amani Toomer (1996-08)
586	Tiki Barber (1997-06)
395	Joe Morrison (1959-72)
390	Odell Beckham, Jr. (2014-18)
371	Jeremy Shockey (2002-07)
368	Ike Hilliard (1997-2004)
367	Frank Gifford (1952-60, 62-64)
349	Sterling Shepard (2016-21)

MOST PASS RECEPTIONS, SEASON

107	Steve Smith (2009)
101	Odell Beckham Jr. (2016)
96	Odell Beckham Jr. (2015)
91	Saquon Barkley (2018)
	Odell Beckham Jr. (2014)
86	Victor Cruz (2012)
82	Victor Cruz (2011)
	Amani Toomer (2002)
79	Hakeem Nicks (2010)
	Amani Toomer (1999)
78	Amani Toomer (2000)
	Earnest Gray (1983)

MOST PASS RECEPTIONS, GAME

14	Saquon Barkley, at Dallas	Sept. 16, 2018
13	Tiki Barber, at Dallas	Jan. 2, 2000
12	Odell Beckham Jr., vs. Philadelphia	Dec. 28, 2014
	Odell Beckham Jr., vs. Washington	Dec. 14, 2014
	Hakeem Nicks, at Houston	Oct. 10, 2010
	Mark Bavaro, at Cincinnati	Nov. 13, 1985
	Jeremy Shockey, vs. Dallas	Nov. 11, 2007
11	Amani Toomer, at Philadelphia on 15 occasions, most recently by Evan Engram, at Dallas	Sept. 17, 2006
10	on 24 occasions, most recently by Sterling Shepard, vs. L.A. Rams	Oct. 17, 2021

MOST CONSECUTIVE GAMES, PASS RECEPTIONS

98	Amani Toomer (1998-04)
88	Tiki Barber (1999-2004)
83	Jeremy Shockey (2002-07)
68	Ike Hilliard (1997-02)
61	Sterling Shepard (2016-21)
59	Odell Beckham, Jr. (2014-18)
57	Plaxico Burress (2005-08)
53	Hakeem Nicks (2009-12)
51	Victor Cruz (2011-14)
47	Chris Calloway (1996-98)
45	David Meggett (1989-92)

YARDS

MOST YARDS GAINED, CAREER

9,497	Amani Toomer (1996-08)
5,434	Frank Gifford (1952-60, 62-64)
5,183	Tiki Barber (1997-2006)
4,993	Joe Morrison (1959-72)
4,797	Kyle Rote (1951-61)

MOST YARDS GAINED, SEASON

1,536	Victor Cruz (2011)
1,450	Odell Beckham Jr. (2015)
1,367	Odell Beckham Jr. (2016)
1,343	Amani Toomer (2002)
1,305	Odell Beckham Jr. (2014)
1,220	Steve Smith (2009)
1,214	Plaxico Burress (2005)
1,209	Homer Jones (1967)
1,192	Hakeem Nicks (2011)
1,183	Amani Toomer (1999)
1,181	Del Shofner (1963)

MOST YARDS GAINED, GAME

269	Del Shofner, vs. Washington	Oct. 28, 1962
222	Odell Beckham Jr., vs. Baltimore	Oct. 16, 2016
212	Gene Roberts, at Green Bay	Nov. 13, 1949
204	Plaxico Burress, vs. St. Louis	Oct. 2, 2005
	Amani Toomer, vs. Indianapolis	Dec. 22, 2002
201	Gene Roberts, vs. Chicago	Oct. 23, 1949
199	Hakeem Nicks vs. Tampa Bay	Sept. 16, 2012
196	Horner Jones, at Washington	Oct. 1, 1967
193	Amani Toomer, vs. Jacksonville	Dec. 23, 2000

LONGEST PASS RECEPTION (IN YARDS)

99	Victor Cruz (from Eli Manning) at Jets	Dec. 24, 2011
98	Horner Jones (from Earl Morrall) at Pittsburgh	Sept. 11, 1966
94	Rich Houston (from Noirm Snead) vs. Dallas	Sept. 24, 1972
92	Mario Manningham (from Eli Manning) at Green Bay	Dec. 26, 2010
89	Horner Jones (from Earl Morrall) vs. Philadelphia	Oct. 17, 1965
88	George Franck (from Frank Reagan) at Washington	Oct. 12, 1947
87	Odell Beckham Jr. (from Eli Manning) vs. New England	Nov. 15, 2015
	Tiki Barber (from Kent Graham) at Arizona	Dec. 6, 1998
85	Mario Manningham (from Eli Manning) at Washington	Jan. 2, 2011

HIGHEST AVERAGE GAIN, CAREER (200 MINIMUM)

*22.6	Horner Jones (214-4,845, 1964-69)
18.1	Del Shofner (239-4,315, 1961-67)
17.2	Aaron Thomas (247-4,253, 1962-70)

*NFL Record

HIGHEST AVERAGE GAIN, SEASON (QUALIFIERS)

24.7	Horner Jones (49-1,209, 1967)
23.5	Horner Jones (45-1,057, 1968)
21.8	Horner Jones (48-1,044, 1966)

HIGHEST AVERAGE GAIN, GAME (4 MINIMUM)

50.3	Gene Roberts, vs. Chicago Bears	Oct. 23, 1949
49.0	Horner Jones, at Washington (4-196)	Oct. 1, 1967
37.5	Frank Liebel, vs. Detroit (4-150)	Nov. 18, 1945

TOUCHDOWNS**MOST TOUCHDOWNS, CAREER**

54	Amani Toomer (1996-08)
48	Kyle Rote (1951-61)
47	Joe Morrison (1959-71)

MOST TOUCHDOWNS, SEASON

13	Odell Beckham Jr. (2015)
	Horner Jones (1967)
12	Odell Beckham Jr. (2014)
	Plaxico Burress (2007)
	Del Shofner (1962)
11	Hakeem Nicks (2010)
	Del Shofner (1961)

MOST TOUCHDOWNS, GAME

4	Earnest Gray, at St. Louis	Sept. 7, 1980
3	on 23 occasions, most recently by Odell Beckham Jr., at New Orleans	Nov. 1, 2015

MOST CONSECUTIVE GAMES, TOUCHDOWN RECEPTIONS

7	Kyle Rote (1959-60)
6	Plaxico Burress (2007)
5	Odell Beckham Jr. (2015)
	Chris Calloway (1997-98)
	Bobby Johnson (1985-86)
	Aaron Thomas (1967)
	Joe Morrison (1966)
	Horner Jones (1966)
	Del Shofner (1963)
	Frank Liebel (1945)

MOST GAMES 100 YARDS OR MORE RECEIVING, CAREER

24	Odell Beckham Jr. (2014-18)
22	Amani Toomer (1996-2008)
18	Victor Cruz (2010-16)
17	Horner Jones (1964-69)
13	Hakeem Nicks (2009-13)
	Del Shofner (1961-67)

INTERCEPTIONS**MOST SEASONS LEADING LEAGUE**

2	Dick Lynch (1961, 1963)
---	-------------------------

MOST INTERCEPTIONS BY, CAREER

74	Emlen Tunnell (1948-58)
52	Jimmy Patton (1955-66)
41	Carl Lockhart (1965-75)

MOST INTERCEPTIONS BY, SEASON

11	Jimmy Patton (1958)
	Otto Schellbacher (1951)
10	Willie Williams (1968)
	Emlen Tunnell (1949)
	Frank Reagan (1947)

MOST INTERCEPTIONS BY, GAME

3	on 18 occasions, most recently by Terry Kinard, vs. Dallas	Sept. 20, 1987
---	--	----------------

MOST CONSECUTIVE GAMES, INTERCEPTIONS BY

7	Tom Landry (1950-51)
6	Willie Williams (1968)
5	Carl Lockhart (1969-70)
	Emlen Tunnell (1954-55)

INTERCEPTION RETURN YARDS**MOST YARDS GAINED, CAREER**

1,240	Emlen Tunnell (1948-58)
712	Jimmy Patton (1955-66)
574	Terry Kinard (1983-89)
568	Dick Lynch (1959-66)
475	Carl Lockhart (1965-75)

MOST YARDS GAINED, SEASON

307	Stevie Brown (2012)
251	Dick Lynch (1963)
	Emlen Tunnell (1949)
203	Frank Reagan (1947)
195	Erich Barnes (1961)

MOST YARDS GAINED, GAME

109	Ward Culf, at Philadelphia	Sept. 13, 1941
104	George Chevero, at Washington	Oct. 3, 1948
102	Erich Barnes, at Dallas	Oct. 15, 1961

LONGEST GAIN (IN YARDS)

102	Erich Barnes, at Dallas (TD)	Oct. 15, 1961
101	Henry Carr, at Rams (TD)	Nov. 13, 1966
97	Lawrence Taylor, at Detroit (TD)	Nov. 25, 1982
96	Ward Culf, vs. Washington (TD)	Dec. 4, 1938
	Kevin Dockery, at Dallas	Oct. 23, 2006
95	Sam Barnes, vs. Philadelphia (TD)	Aug. 31, 1997

INTERCEPTIONS RETURNED FOR TOUCHDOWNS**MOST TOUCHDOWNS, CAREER**

4	Jason Sehorn (1994-02)
	Dick Lynch (1959-66)
	Emlen Tunnell (1948-58)
3	George Martin (1975-86)
	Carl Lockhart (1965-72)
	Jerry Hillebrand (1963-66)
	Erich Barnes (1961-64)
	Tom Landry (1950-55)

MOST TOUCHDOWNS, SEASON

3	Dick Lynch (1963)
2	by nine players, most recently by Alex Oglethorpe (2018)

MOST TOUCHDOWNS, GAME

1	by many players, Last: Xavier McKinney, vs. Las Vegas	Nov. 7, 2021
---	---	--------------

MOST CONSECUTIVE GAMES, TOUCHDOWNS

2	at Philadelphia, Sept. 22; vs. Washington, Sept. 29, 1968
	Dick Lynch, vs. Cleveland, Oct. 13; vs. Dallas, Oct. 20, 1963
	Tom Landry, at Cleveland, Oct. 28; vs. N.Y. Yanks, Nov. 4, 1951

PUNTING**MOST SEASONS LEADING LEAGUE**

2	Sean Landeta (NFC, 1986, 1990)
	Dave Jennings (1979, 1980)
1	Don Chandler (1957)

MOST PUNTS, CAREER

931	Dave Jennings (1974-84)
526	Sean Landeta (1985-93)
525	Don Chandler (1956-64)
513	Jeff Feagles (2003-09)

MOST PUNTS, SEASON

111	Brad Maynard (1997)
104	Dave Jennings (1979)
102	Mike Horan (1996)
101	Brad Maynard (1998)
100	Dave Jennings (1977)

MOST PUNTS, GAME

14	Carl Kinscherf, at Detroit	Nov. 7, 1943
13	Brad Maynard, at Washington	Nov. 23, 1997
12	Brad Maynard, at Tampa Bay	Sept. 12, 1999
11	on six occasions, most recently by Brad Maynard	Nov. 1, 1998

YARDS**MOST YARDS, CAREER**

38,792 Dave Jennings (1974-84)
23,019 Don Chandler (1956-64)
22,806 Sean Landeta (1985-93)
21,161 Jeff Feagles (2003-09)

MOST YARDS, SEASON

4,566 Brad Maynard (1998)
4,531 Brad Maynard (1997)
4,445 Dave Jennings (1979)
4,297 Brad Wing (2016)
4,289 Mike Horan (1996)
4,271 Steve Weatherford (2013)
4,211 Dave Jennings (1980)
4,198 Dave Jennings (1981)

MOST YARDS, GAME

583 Carl Kinscherf, at Detroit (14 punts) Nov. 7, 1943
537 Brad Maynard, at Washington (13 punts) Nov. 23, 1997
526 Brad Maynard, at Tampa (12 punts) Sept. 12, 1999

LONGEST PUNT

90 Rodney Williams, at Denver Sept. 10, 2001
74 Don Chandler, at Dallas Oct. 11, 1964
74 Len Younce, vs. Chicago Bears Nov. 14, 1943
73 Dave Jennings, vs. Houston Dec. 5, 1982
72 Dave Jennings, vs. Dallas Nov. 4, 1979
71 Len Younce, at Brooklyn Tigers Oct. 15, 1944
Carl Kinscherf, at Philadelphia-Pittsburgh Oct. 9, 1943
71 Riley Dixon vs. Philadelphia Nov. 15, 2020
Steve Weatherford, at Philadelphia Oct. 12, 2014
Sean Landeta, vs. Green Bay Nov. 8, 1992
Sean Landeta, vs. Philadelphia Dec. 3, 1989
Kay Eakin, vs. Cleveland Nov. 16, 1941

HIGHEST AVERAGE, CAREER (150 PUNTS)

46.3 Steve Weatherford (311 punts, 2011-14)
45.2 Riley Dixon (279 punts, 2018-21)
44.9 Brad Wing (264 punts, 2015-2017)
43.8 Don Chandler (525 punts, 1956-64)
43.4 Sean Landeta (526 punts, 1985-93)
42.1 Mike Horan (303 punts, 1993-96)
42.0 Brad Maynard (380 punts, 1997-00)
41.7 Dave Jennings (931 punts, 1974-84)

HIGHEST AVERAGE, SEASON (35 PUNTS)

47.5 Steve Weatherford (58 punts, 2012)
46.9 Steve Weatherford (91 punts, 2013)
46.6 Don Chandler (55 punts, 1959)
46.2 Brad Wing (93 punts, 2016)
46.1 Riley Dixon (69 punts, 2019)
45.7 Steve Weatherford (82 punts, 2011)
45.6 Don Chandler (73 punts, 1964)
45.5 Steve Weatherford (80 punts, 2014)

HIGHEST NET AVERAGE, SEASON (SINCE 1976)

42.0 Riley Dixon 2019 (69 punts)
41.8 Riley Dixon 2018 (71 punts)
40.9 Brad Wing 2016 (93 punts)
40.2 Jeff Feagles 2008 (64 punts)
39.9 Mike Horan 1993 (44 punts)
39.3 Steve Weatherford 2012 (58 punts)
39.2 Steve Weatherford 2011 (82 punts)

HIGHEST AVERAGE, GAME (4 PUNTS)

55.4 Brad Maynard, at Tennessee (3 punts) Oct. 1, 2000
55.3 Dave Jennings, vs. Houston (4 punts) Dec. 5, 1982
55.1 Rodney Williams, at Denver (8 punts) Sept. 10, 2001
55.0 Steve Weatherford, vs. Dallas (4 punts) Nov. 23, 2014
54.1 Don Chandler, at Cleveland (8 punts) Oct. 11, 1959
54.0 Dave Jennings, at Dallas (5 punts) Oct. 5, 1980
53.3 Brad Wing, vs. L.A. Rams (4 punts) Nov. 5, 2017

INSIDE THE 20**MOST INSIDE THE 20, CAREER**

178 Jeff Feagles
170 Dave Jennings
141 Sean Landeta

MOST INSIDE THE 20, SEASON

33 Brad Maynard, 1997
Brad Maynard, 1998
Brad Wing, 2015
32 Mike Horan, 1996

MOST INSIDE THE 20, GAME

6 Brad Maynard, vs. Tampa Bay Sept. 12, 1999
Jeff Feagles, vs. Carolina Dec. 10, 2006

PUNT RETURNS**MOST PUNT RETURNS, CAREER**

261 Emilen Tunnell (1948-58)
213 Phil McConkey (1984-88)

202 David Meggett (1989-94)

MOST PUNT RETURNS, SEASON

53 Phil McConkey (1985)
52 Leon Bright (1981)
47 Chad Morton (2005)
Amani Toomer (1997)
46 David Meggett (1989)
Phil McConkey (1984)

MOST PUNT RETURNS, GAME

9 Phil McConkey, vs. Philadelphia Dec. 6, 1987
Pete Shaw, at Philadelphia Nov. 20, 1983
Leon Bright, vs. Philadelphia Dec. 11, 1982
8 on three occasions, most recently by Phil Nov. 4, 1984
McConkey, at Dallas
7 on six occasions, most recently by Oct. 4, 2009
Sinorice Moss, vs. Oakland

FAIR CATCHES**MOST FAIR CATCHES, SEASON**

25 Phil McConkey (1988)
24 Rueben Randle (2013)
22 Amani Toomer (1998)
20 Tiki Barber (2000)
David Meggett (1993)

MOST FAIR CATCHES, CAREER

84 Phil McConkey (1984-88)
80 David Meggett (1989-94)
61 Carl Lockhart (1965-75)

FEWEST FAIR CATCHES, SEASON

0 Leon Bright (17 returns, 1983)
Leon Bright (37 returns, 1982)
Leon Bright (52 returns, 1981)

MOST FAIR CATCHES, GAME

6 R.V. McQuarters, at Atlanta Oct. 15, 2007
5 Rueben Randle, vs. Philadelphia Dec. 28, 2014
Will Blackmon, at Minnesota Dec. 13, 2010
Amani Toomer, at Dallas Sept. 8, 1996
Phil McConkey, vs. Philadelphia Nov. 20, 1988

YARDS**MOST PUNT RETURN YARDS, CAREER**

2,230 David Meggett (1989-94)
2,214 Emilen Tunnell (1948-58)
1,708 Phil McConkey (1984-88)
1,181 Tiki Barber (1997-01)
1,060 Amani Toomer (1996-01)

MOST PUNT RETURNS YARDS, SEASON

582 David Meggett (1989)
506 Tiki Barber (1999)
489 Emilen Tunnell (1951)
467 David Meggett (1990)
455 Amani Toomer (1997)
453 Chad Morton (2005)
442 Phil McConkey (1985)

MOST PUNT RETURN YARDS, GAME

147 Emilen Tunnell, vs. Chi. Cardinals Oct. 14, 1951
143 Leon Bright, vs. Philadelphia Dec. 11, 1982
123 Tiki Barber, vs. Dallas Oct. 18, 1999
114 David Meggett, vs. Raiders Dec. 24, 1989
113 Amani Toomer, vs. Buffalo Sept. 1, 1996
112 Phil McConkey, vs. Philadelphia Dec. 6, 1987
107 David Meggett, at New Orleans Dec. 20, 1993
106 Emilen Tunnell, vs. Washington Dec. 7, 1952
103 Phil McConkey, vs. Philadelphia Sept. 8, 1985
Randy Colbert, vs. New Orleans Dec. 14, 1975
101 Leon Bright, vs. Rams Dec. 6, 1981

LONGEST PUNT RETURN

871 Amani Toomer, vs. Buffalo Sept. 1, 1996
851 Tiki Barber, vs. Dallas Oct. 18, 1999
83 Eddie Dove, at Philadelphia Sept. 29, 1963
81 Bosh Pritchard, at Chi. Cardinals Nov. 25, 1951
Emilen Tunnell, vs. Chi. Cardinals Oct. 14, 1951

HIGHEST AVERAGE RETURN, CAREER (30 RETURNS)

12.1 Ward Cuff (37 returns, 1941-45)
11.0 David Meggett (202 returns, 1989-94)
10.7 Domenik Hixon (56 returns, 2007-12)
10.1 Amani Toomer (101 returns, 1996-01)

HIGHEST AVERAGE RETURN, SEASON (QUALIFIERS)

16.6 Amani Toomer (18 returns, 1996)
15.5 Merle Hapes (11 returns, 1942)
14.9 George Franck (13 returns, 1941)

HIGHEST AVERAGE RETURN, GAME (3 RETURNS)

36.8 Emilen Tunnell, vs. Chicago Cardinals (4 Oct. 14, 1951 returns)

35.3	Emilen Tunnell vs. Washington (3 returns)	Dec. 7, 1952
32.7	David Meggett vs. Seattle (3 returns)	Nov. 19, 1989
31.7	Domenik Hixon vs. Dallas (3 returns)	Dec. 6, 2009
31.0	Emilen Tunnell vs. Washington (3 returns)	Oct. 7, 1951

TOUCHDOWNS

MOST TOUCHDOWNS, CAREER

6	David Meggett (1989-94)
5	Emilen Tunnell (1948-58)
3	Amari Toomer (1996-01)

MOST TOUCHDOWNS, SEASON

3	Emilen Tunnell (1951)
2	Amari Toomer (1996)
	David Meggett (1994)

MOST TOUCHDOWNS, GAME

1	25 occasions, most recently by Dwayne Harris, Dec. 6, 2015
	Harris, vs. the Jets (80 yards)

KICKOFF RETURNS

MOST SEASONS LEADING LEAGUE

1	David Meggett (NFC, 1990)
	Joe Scott (1948)
	Clarence Childs (1964)

MOST KICKOFF RETURNS, CAREER

146	David Meggett (1989-94)
126	Clarence Childs (1964-67)
84	David Patten (1997-99)
77	Ahmad Bradshaw (2007-08)
71	Willie Ponder (2003-05)
68	Domenik Hixon (2007-09)
67	Phil McConkey (1984-88)
	Ron Dixon (2000-03)
66	Rocky Thompson (1971-73)
65	David Wilson (2012-13)

MOST KICKOFF RETURNS, SEASON

57	David Wilson (2012)
	Domenik Hixon (2009)
55	Brian Mitchell (2003)
43	David Patten (1998)
41	Herschel Walker (1995)
38	Ahmad Bradshaw (2008)
	Ahmad Bradshaw (2007)
36	Willie Ponder (2004)
	Rocky Thompson (1971)
35	Willie Ponder (2005)
	Ronnie Blye (1968)
34	Ron Dixon (2001)
	Clarence Childs (1964, 1966)

MOST KICKOFF RETURNS, GAME

8	Domenik Hixon at Minnesota	Jan. 3, 2010
	Domenik Hixon vs. Philadelphia	Dec. 13, 2009
	Ahmad Bradshaw, vs. Minnesota	Nov. 25, 2007
	Willie Ponder, vs. Pittsburgh	Dec. 18, 2004
	Brian Mitchell, vs. Dallas	Sept. 15, 2003

YARDS

MOST KICKOFF RETURN YARDS, CAREER

3,163	Clarence Childs (1964-67)
2,989	David Meggett (1989-94)
1,872	Willie Ponder (2003-05)
1,788	Ahmad Bradshaw (2007-08)
1,768	Rocky Thompson (1971-73)
1,755	David Wilson (2012-13)
1,724	David Patten (1997-99)
1,692	Domenik Hixon (2007-09)
1,467	Joe Scott (1948-53)

MOST KICKOFF RETURN YARDS, SEASON

1,533	David Wilson (2012)
1,291	Domenik Hixon (2009)
1,117	Brian Mitchell (2003)
987	Clarence Childs (1964)
967	Willie Ponder (2004)
947	Rocky Thompson (1971)
928	David Patten (1998)
921	Ahmad Bradshaw (2007)
905	Willie Ponder (2005)
881	Herschel Walker (1995)
867	Ahmad Bradshaw (2008)

MOST KICKOFF RETURN YARDS, GAME

259	Willie Ponder, vs. Pittsburgh	Dec. 18, 2004
230	Domenik Hixon, at New Orleans	Oct. 18, 2009
227	David Wilson, vs. New Orleans	Dec. 9, 2012
217	David Wilson, at Philadelphia	Sept. 30, 2012
207	Joe Scott, vs. Rams	Nov. 14, 1948
198	Rocky Thompson, at Detroit	Sept. 17, 1972

194	Brian Mitchell, vs. Dallas	Sept. 15, 2003
193	Ahmad Bradshaw, at Dallas	Sept. 9, 2007
191	Willie Ponder, vs. Arizona	Sept. 11, 2005
183	Domenik Hixon, at Minnesota	Jan. 3, 2010

LONGEST KICKOFF RETURN

100	Dwayne Harris, vs. Dallas	Oct. 25, 2015
	Clarence Childs, vs. Minnesota	Dec. 6, 1964
	Emilen Tunnell, vs. N.Y. Yanks	Nov. 4, 1948
99	Joe Scott, vs. Rams	Nov. 14, 1948
98	Jimmy Patton vs. Washington	Oct. 30, 1955

HIGHEST AVERAGE RETURN, CAREER (40 RETURNS)

27.2	Rocky Thompson (65 returns, 1971-73)
	Joe Scott (54 returns, 1948-53)
26.6	David Wilson (66 returns, 2012-13)
26.5	Dwayne Harris (44 returns, 2015-16)
26.4	Willie Ponder (71 returns, 2003-05)

HIGHEST AVERAGE RETURN, SEASON (QUALIFIERS)

31.6	John Salscheider (15 returns, 1949)
30.2	John Counts (26 returns, 1962)
28.7	Dwayne Harris (22 returns, 2015-16)
29.0	Clarence Childs (34 returns, 1964)

HIGHEST AVERAGE RETURN, GAME (3 RETURNS)

56.8	David Wilson, vs. New Orleans (4 returns)	Dec. 9, 2012
51.8	Joe Scott, vs. Rams (4 returns)	Nov. 14, 1948
50.3	Ronnie Blye, at Pittsburgh (3 returns)	Sept. 15, 1968
49.7	Dwayne Harris, vs. Dallas (3 returns)	Oct. 25, 2015

TOUCHDOWNS

MOST TOUCHDOWNS, CAREER

2	Willie Ponder (2003-05)
	Rocky Thompson (1971-73)
	Clarence Childs (1964-67)

MOST TOUCHDOWNS, SEASON

1	By many players, see next record
---	----------------------------------

MOST TOUCHDOWNS, GAME

1	21 occasions, most recently by Dwayne Harris, vs. Dallas (100)	Oct. 25, 2015
---	--	---------------

FUMBLES

MOST FUMBLES, CAREER

125	Eli Manning (2004-19)
93	Phil Simms (1979-93)
61	Kerry Collins (1999-03)
54	Charlie Conerly (1948-61)
53	Tiki Barber (1997-2006)

MOST FUMBLES, SEASON

23	Kerry Collins (2001)
18	Daniel Jones (2019)
16	Phil Simms (1985)
13	Eli Manning (2009)
	Eli Manning (2007)
12	Kurt Warner (2004)
	Kerry Collins (2003)
11	Daniel Jones (2020)
	Eli Manning (2017)
	Eli Manning (2015)
	Kerry Collins (1999)
	Dave Brown (1994)
	Y.A. Tittle (1964)
	Bobby Gaiters (1961)
	Charlie Conerly (1957)

MOST FUMBLES, GAME

5	Eli Manning at Buffalo	Dec. 23, 2007
	Charlie Conerly, vs. San Francisco	Dec. 1, 1957
4	Y.A. Tittle, at Philadelphia	Sept. 13, 1964
3	by many players	

RECOVERIES

MOST OWN FUMBLES RECOVERED, CAREER

28	Phil Simms (1979-93)
26	Charlie Conerly (1948-61)
25	Tiki Barber (1997-2006)
	Eli Manning (2004-19)
	Eli Manning (1999-2003)
17	Kerry Collins (1989-94)
16	David Meggett (1952-60, 62-64)
	Frank Gifford (1959-72)
15	Joe Morrison (1954-72)
13	Jeff Hostetler (1984-92)

MOST OWN FUMBLES RECOVERED, SEASON

7	Kerry Collins (2001)
6	Tiki Barber (2001)

- Jeff Hostetler (1991)
5 by 10 players, most recently Eli Manning (2010)

MOST OWN FUMBLES RECOVERED, GAME

- 3 Eli Manning, at Buffalo Dec. 23, 2007
Tiki Barber, vs. Philadelphia Oct. 29, 2000
Jeff Hostetler, vs. Phoenix Oct. 21, 1990
2 by many players, Last: Curtis Painter, Dec. 29, 2013
vs. Washington

MOST FUMBLES RECOVERED, CAREER

- 19 Jim Katcavage (1956-68)
15 Michael Strahan (1993-2007)
George Martin (1975-88)
14 Harry Carson (1976-88)
13 Osi Umenyiora (2003-10)
Keith Hamilton (1992-2002)
Cliff Livingston (1954-61)

MOST FUMBLES RECOVERED, SEASON

- 5 Justin Tuck (2010)
Ernie Jones (1978)
Ray Poole (1950)
4 by nine players, most recently by Osi Umenyiora (2009)
3 by many players, most recently by Michael Boley and Jacquan Williams (2011)

MOST FUMBLES RECOVERED, GAME

- 1 by many players, Last: Trevin Wade, at Jan. 1, 2017
Washington

FUMBLE RETURNS**LONGEST FUMBLE RETURN**

- 87 Keith Hamilton, at Kansas City Sept. 10, 1995
81 Andy Headen, vs. Dallas (TD) Sept. 9, 1984
76 John Karcis, vs. Philadelphia (TD) Oct. 16, 1938
75 Osi Umenyiora, vs. San Francisco (TD) Oct. 21, 2007
72 Wendell Harris, at Pittsburgh (TD) Sept. 11, 1966
71 Roy Hilton, vs. Dallas (TD) Oct. 27, 1974
70 Michael Boley, vs. Pittsburgh (TD) Nov. 4, 2012
67 Fred Robbins vs. Washington Dec. 30, 2006
Horace Sherrod, vs. Washington Dec. 7, 1952
65 Michael Boley, vs. St. Louis (TD) Sept. 19, 2011
Landon Crow, vs. St. Louis (TD) Oct. 30, 1960

MOST TOUCHDOWNS, CAREER

- 3 Osi Umenyiora (2003-09)
2 Michael Boley (2009-12)
Tito Wooten (1994-98)
Kenny Holmes (2001-03)
George Martin (1981)
Sam Huff (1959, 63)
Tom Landry (1950, 51)
Al De Rogatis (1949, 50)
Doc Alexander (1926, 27)

MOST TOUCHDOWNS, SEASON

- 2 George Martin, at Wash. Sept. 13, 1981
(8 yards) and at St. Louis, Dec. 13, 1981 (20 yards)

MOST TOUCHDOWNS, GAME

- 1 by many players, Last: Trevin Wade, at Tampa Bay, Nov. 8, 2015

SACKS

(ONLY SINCE 1982)

MOST SACKS, CAREER

- 141.5 Michael Strahan (1993-07)
132.5 Lawrence Taylor (1982-93)

- 79.5 Leonard Marshall (1983-92)
75.0 Osi Umenyiora (2003-12)
63.0 Keith Hamilton (1992-03)
60.5 Justin Tuck (2005-13)

MOST SACKS, SEASON

- *22.5 Michael Strahan (2001)
20.5 Lawrence Taylor (1986)
18.5 Michael Strahan (2003)
16.5 Jason Pierre-Paul (2011)
15.5 Lawrence Taylor (1988)
Leonard Marshall (1985)
15.0 Michael Strahan (1998)
Lawrence Taylor (1989)
14.5 Osi Umenyiora (2005)
14.0 Michael Strahan (1997)
13.0 Osi Umenyiora (2007)
Lawrence Taylor (1985)

* Tied for NFL Record

MOST SACKS, GAME

- 6.0 Osi Umenyiora, vs. Philadelphia Sept. 30, 2007
4.5 Pepper Johnson, at Tampa Bay Nov. 24, 1991
Justin Tuck, at Washington Dec. 1, 2013
4.0 Michael Strahan, at St. Louis Oct. 14, 2001
Lawrence Taylor, vs. Philadelphia Oct. 12, 1986
Lawrence Taylor, vs. Tampa Bay Sept. 23, 1984
3.5 Michael Strahan, at Philadelphia Dec. 30, 2001
Leonard Marshall, vs. Philadelphia Sept. 8, 1985
3.0 **Leonard Williams, vs. Dallas Jan. 3, 2021**
B.J. Hill, vs. Chicago Dec. 2, 2018
Jason Pierre-Paul, at Denver Oct. 15, 2017
Jason Pierre-Paul, vs. Cleveland Nov. 27, 2016
Justin Tuck, at Philadelphia Dec. 19, 2010
Justin Tuck, vs. Chicago Oct. 3, 2010
Osi Umenyiora, vs. Chicago Oct. 3, 2010
Michael Strahan, at Detroit Nov. 18, 2007
Mathias Kiwanuka, vs. Philadelphia Sept. 30, 2007
Michael Strahan, at Dallas Dec. 21, 2003
Kenny Holmes, at Houston Nov. 24, 2002
Michael Strahan, vs. New Orleans Sept. 30, 2001
Keith Hamilton, at Arizona Nov. 26, 2000
Michael Strahan, vs. Arizona Nov. 16, 1997
Michael Strahan, at Green Bay Sept. 17, 1995
Keith Hamilton, vs. Tampa Bay Sept. 12, 1993
Leonard Marshall, at Phoenix Nov. 10, 1991
Lawrence Taylor, vs. Philadelphia Sept. 9, 1990
Lawrence Taylor, at Phoenix Nov. 5, 1989
George Martin, vs. Phoenix Dec. 4, 1988
Lawrence Taylor, at New Orleans Nov. 27, 1988
Lawrence Taylor, vs. Detroit Oct. 16, 1988
Lawrence Taylor, at Washington Dec. 7, 1986
Lawrence Taylor, at Philadelphia Nov. 9, 1986
Lawrence Taylor, vs. Washington Oct. 27, 1986
Leonard Marshall, at St. Louis Nov. 24, 1985
George Martin, at St. Louis Nov. 24, 1985
Leonard Marshall, at Philadelphia Sept. 29, 1985
Leonard Marshall, vs. Philadelphia Sept. 8, 1985
Lawrence Taylor, vs. Dallas Sept. 9, 1984
Lawrence Taylor, at Washington Dec. 17, 1983
Lawrence Taylor, vs. Philadelphia Dec. 11, 1982
George Martin, vs. Houston Dec. 5, 1982

SCORING

OFFENSE

MOST POINTS

62	vs. Philadelphia	Nov. 26, 1972
56	vs. Philadelphia	Oct. 15, 1933
55	vs. Green Bay	Dec. 20, 1986
	at Baltimore	Nov. 19, 1950

MOST TOUCHDOWNS

8	vs. Philadelphia	Nov. 26, 1972
	at Baltimore	Nov. 19, 1950
	vs. Philadelphia	Oct. 15, 1933
7	at New Orleans	Nov. 1, 2015
	vs. New Orleans	Dec. 9, 2012
	vs. Green Bay	Dec. 20, 1986
	vs. St. Louis	Dec. 7, 1969
	vs. Washington	Oct. 28, 1962
	vs. Washington	Nov. 5, 1961
	vs. N.Y. Yanks	Dec. 3, 1951
	vs. Chi. Cardinals	Nov. 12, 1950
	at Green Bay	Nov. 21, 1948
	vs. Cleveland	Nov. 16, 1941

MOST POINT AFTER TOUCHDOWN

8	vs. Philadelphia	Nov. 26, 1972
	vs. Philadelphia	Oct. 15, 1933
7	at New Orleans	Nov. 2, 2015
	vs. New Orleans	Dec. 9, 2012
	vs. Green Bay	Dec. 20, 1986
	vs. St. Louis	Dec. 7, 1969
	vs. Washington	Oct. 28, 1962
	vs. Washington	Nov. 5, 1961
	at Baltimore	Nov. 19, 1950
	at Green Bay	Nov. 21, 1948
	vs. Cleveland Rams	Nov. 16, 1941

MOST FIELD GOALS ATTEMPTED

6	vs. Washington	Oct. 30, 2005
	at Minnesota	Nov. 16, 1986
	at Washington	Dec. 17, 1983
	at Seattle	Oct. 18, 1981
	at Philadelphia	Nov. 25, 1973
	vs. Philadelphia	Nov. 14, 1954

MOST FIELD GOALS

6	at Seattle	Oct. 18, 1981
5	at Washington	Sept. 16, 2021
	at Tennessee	Dec. 7, 2014
	at Philadelphia	Oct. 27, 2013
	at Dallas	Oct. 28, 2012
	at Carolina	Sept. 20, 2012
	vs. Washington	Oct. 30, 2005
	at Cincinnati	Dec. 26, 2004
	at Minnesota	Nov. 16, 1986
	vs. Tampa Bay	Nov. 3, 1985
	at Washington	Dec. 17, 1983
4	33 times; last time: vs. Dallas	Nov. 4, 2019

MOST SAFETIES

2	vs. Washington	Nov. 5, 1961
	at Pittsburgh	Sept. 17, 1950

DEFENSE

FEWEST POINTS ALLOWED

0	many times; Last: vs. Tampa Bay (24-0)	Sept. 27, 2009
---	--	----------------

MOST POINTS ALLOWED

72	at Washington	Nov. 27, 1966
63	at Pittsburgh	Nov. 30, 1952
	vs. Chi. Cardinals	Oct. 17, 1948

MOST TOUCHDOWNS, ALLOWED

10	at Washington	Nov. 27, 1966
9	at Pittsburgh	Nov. 30, 1952
	vs. Chi. Cardinals	Oct. 17, 1948

MOST POINTS AFTER TOUCHDOWN, OPPONENT

9	vs. Washington	Nov. 27, 1966
	vs. Pittsburgh	Nov. 30, 1952
	vs. Chi. Cardinals	Oct. 17, 1948

MOST FIELD GOALS, OPPONENT

7	vs. Dallas	Sept. 15, 2003
5	vs. Washington	Sept. 25, 2016
	at Minnesota	Dec. 27, 2015
	vs. Philadelphia	Oct. 6, 2013
	at Dallas	Dec. 17, 1995
4	38 times; Last: vs. Dallas	Jan. 3, 2021

OFFENSE

MOST FIRST DOWNS

34	at Cincinnati	Oct. 13, 1985
33	vs. St. Louis	Dec. 7, 1969
32	vs. Philadelphia	Dec. 30, 2012
31	at Washington	Sept. 25, 2014
	vs. Tampa Bay	Sept. 16, 2012
	vs. New Orleans	Sept. 24, 1995
	at Pittsburgh	Dec. 5, 1948

FEWEST FIRST DOWNS

0	at Washington	Sept. 27, 1942
	at Green Bay	Oct. 1, 1933

MOST FIRST DOWNS RUSHING

19	at Baltimore	Nov. 19, 1950
18	at New Orleans	Oct. 27, 1985
	at Philadelphia	Dec. 15, 1956

MOST FIRST DOWNS PASSING

29	at Cincinnati	Oct. 13, 1985
23	vs. San Francisco	Oct. 11, 2015
22	vs. St. Louis	Oct. 7, 1969
	at Washington	Dec. 1, 1961
	at Pittsburgh	Dec. 5, 1948

MOST FIRST DOWNS BY PENALTY

10	vs. Denver	Sept. 15, 2013
6	vs. Seattle	Oct. 22, 2017
	vs. Cincinnati	Oct. 26, 1997
	vs. Baltimore	Sept. 14, 1997
	vs. Atlanta	Nov. 11, 1979
	at Washington	Nov. 27, 1966
	at Philadelphia	Oct. 5, 1957
5	16 occasions, most recently vs. Minnesota	Oct. 6, 2019

DEFENSE

FEWEST FIRST DOWNS ALLOWED

1	at Pittsburgh	Sept. 20, 1933
2	at Philadelphia	Oct. 3, 1937
	vs. Bklyn. Dodgers	Oct. 14, 1934

MOST FIRST DOWNS ALLOWED

38	at Rams	Nov. 13, 1966
35	at New Orleans	Nov. 1, 2015
32	vs. Dallas	Sept. 10, 1978
31	vs. Tampa Bay	Nov. 18, 2018
	at New Orleans	Nov. 28, 2011
	vs. Tennessee	Dec. 1, 2002
	at San Diego	Oct. 19, 1980
29	at Kansas City	Nov. 1, 2021
	vs. Arizona	Oct. 8, 1995
	vs. Washington	Nov. 15, 1981
	at Kansas City	Nov. 3, 1974
	vs. St. Louis	Nov. 4, 1962

MOST FIRST DOWNS ALLOWED, RUSHING

19	at Seattle	Nov. 9, 2014
	at Buffalo	Nov. 26, 1978
	vs. Green Bay	Oct. 22, 1967
17	vs. St. Louis	Dec. 12, 1976

MOST FIRST DOWNS ALLOWED, PASSING

24	at New Orleans	Nov. 1, 2015
23	vs. Dallas	Dec. 6, 2009
	at San Diego	Oct. 19, 1980
22	vs. St. Louis	Oct. 2, 2005
21	vs. Jets	Dec. 6, 2015
	at Dallas	Sept. 13, 2015
	at Dallas	Oct. 28, 2012
	vs. Green Bay	Dec. 4, 2011
	at Arizona	Nov. 23, 2008
	vs. Tennessee	Dec. 1, 2002
	vs. Carolina	Dec. 20, 2015
	vs. Dallas	Oct. 6, 1985
	at L.A. Rams	Nov. 13, 1966
	at San Francisco	Sept. 30, 1956
	vs. Chicago Bears	Oct. 23, 1949
19	vs. San Francisco	Sept. 27, 2020
	at Indianapolis	Dec. 23, 2018
	vs. Seattle	Oct. 22, 2017
	at Green Bay	Dec. 26, 2010
	vs. Green Bay	Sept. 16, 2007
	at Oakland	Dec. 31, 2005
	at New Orleans	Sept. 19, 2005
	vs. San Diego	Oct. 2, 1983

FIRST DOWNS

NET YARDS

OFFENSE

MOST YARDS GAINED

609	vs. N.Y. Yanks	Dec. 3, 1950
604	vs. Tampa Bay	Sept. 16, 2012
602	vs. Washington	Oct. 28, 1962
568	vs. San Francisco	Nov. 17, 1963
552	at Washington	Dec. 22, 2019
549	vs. Chi. Cardinals	Nov. 12, 1950
535	vs. New Orleans	Oct. 8, 1967
526	vs. Cleveland	Dec. 6, 1959
525	vs. San Francisco	Oct. 11, 2015
524	vs. Green Bay	Jan. 6, 2002
523	vs. Seattle	Oct. 5, 2008

DEFENSE

FEWEST YARDS ALLOWED

48	at Bklyn. Dodgers	Oct. 17, 1943
62	at Pittsburgh	Sept. 20, 1933
66	vs. Pittsburgh	Dec. 8, 1935

MOST YARDS ALLOWED

682	vs. Chi. Bears	Nov. 14, 1943
608	at New Orleans	Nov. 2, 2015
577	at New Orleans	Nov. 28, 2011
572	at L.A. Rams	Nov. 13, 1966
567	at San Diego	Oct. 19, 1980

RUSHING

OFFENSE

MOST RUSHING ATTEMPTS

61	at Philadelphia	Oct. 3, 1937
60	at Philadelphia	Nov. 20, 1983
	vs. St. Louis	Dec. 4, 1977
59	vs. Philadelphia	Nov. 10, 1946
	vs. Green Bay	Nov. 11, 1934

MOST YARDS RUSHING

423	at Baltimore	Nov. 19, 1950
377	vs. N.Y. Yanks	Dec. 3, 1950
351	vs. Washington	Nov. 29, 1959
309	vs. Chi. Cardinals	Nov. 12, 1950
301	vs. Carolina	Dec. 21, 2008

MOST TOUCHDOWNS RUSHING

6	at Baltimore	Nov. 19, 1950
5	vs. New Orleans	Sept. 24, 1995
	at Chi. Cardinals	Sept. 28, 1958
	vs. Philadelphia	Oct. 15, 1933

DEFENSE

FEWEST ATTEMPTS, OPPONENT

7	at Houston	Dec. 8, 1985
9	at Washington	Nov. 8, 2020
	at Philadelphia	Nov. 20, 1983
	at Philadelphia	Oct. 3, 1937
10	at Tampa Bay	Sept. 27, 2009
11	at Detroit	Nov. 18, 2007
	vs. Philadelphia	Oct. 29, 2000
	vs. Miami	Sept. 23, 1990
	at Dallas	Sept. 16, 1990
12	at Philadelphia	Sept. 10, 2000
	vs. New York Jets	Dec. 15, 1999
	at New Orleans	Dec. 20, 1993
	at Washington	Oct. 10, 1993
	vs. L.A. Rams	Sept. 19, 1993
	at St. Louis	Nov. 24, 1985
	vs. New Orleans	Oct. 8, 1972

MOST ATTEMPTS, OPPONENT

60	at Washington	Dec. 9, 1945
58	at Washington	Nov. 18, 1956
	at Philadelphia	Oct. 5, 1947

FEWEST YARDS ALLOWED

-24	at Bklyn. Dodgers	Oct. 17, 1943
-1	vs. Chi. Cardinals	Oct. 18, 1953
6	at Cleveland	Nov. 6, 1960

MOST YARDS ALLOWED

420	at Boston (Redskins)	Oct. 8, 1933
366	at Buffalo	Nov. 26, 1978
350	at Seattle	Nov. 9, 2014
341	at Detroit	Nov. 15, 1936

MOST RUSHING TOUCHDOWNS ALLOWED

5	at Seattle	Nov. 9, 2014
	at Buffalo	Nov. 26, 1978
	vs. Green Bay	Oct. 22, 1967

PASSING

OFFENSE

MOST PASSES ATTEMPTED

63	at Philadelphia	Dec. 22, 2016
62	at Cincinnati	Oct. 13, 1985
59	at New England	Oct. 12, 2003
	vs. Green Bay	Jan. 6, 2002
57	vs. Philadelphia	Dec. 17, 2017
54	vs. San Francisco	Oct. 11, 2015
	vs. Philadelphia	Nov. 22, 1992
53	vs. Philadelphia	Dec. 28, 2014
	vs. Washington	Dec. 16, 2007
	at Seattle	Nov. 27, 2005
	vs. Dallas	Sept. 21, 1998
	at Pittsburgh	Dec. 5, 1948
52	vs. Indianapolis	Nov. 3, 2014
	vs. Philadelphia	Oct. 6, 2013
	at Washington	Oct. 28, 2001
	vs. Seattle	Dec. 11, 1983
51	vs. L.A. Rams	Oct. 17, 2021
	at Washington	Nov. 29, 2015
	vs. Tampa Bay	Sept. 16, 2012
	vs. Dallas	Sept. 15, 2003
	vs. Detroit	Nov. 19, 2000
	vs. Minnesota	Dec. 26, 1999
	at Dallas	Dec. 15, 1985
	vs. San Diego	Oct. 2, 1983
	at St. Louis	Dec. 26, 1982

MOST PASSES COMPLETED

41	vs. San Francisco	Oct. 11, 2015
40	at Cincinnati	Oct. 13, 1985
38	at Philadelphia	Dec. 22, 2016
37	vs. Philadelphia	Dec. 17, 2017
36	vs. Green Bay	Jan. 6, 2002
	at Pittsburgh	Dec. 5, 1948
35	at Philadelphia	Sept. 24, 2017
	at New England	Oct. 12, 2003
34	vs. Tennessee	Sept. 26, 2010
33	at Dallas	Sept. 8, 2019
	at Dallas	Sept. 16, 2018
	at New Orleans	Nov. 28, 2011
	vs. Dallas	Nov. 14, 2010
32	vs. Baltimore	Oct. 16, 2016
	vs. New Orleans	Sept. 18, 2016
	at Washington	Oct. 28, 2001
31	vs. New Orleans	Sept. 20, 2018
	vs. Dallas	Dec. 10, 2017
	vs. Tampa Bay	Sept. 16, 2012
	vs. Miami	Oct. 30, 2011
	at Philadelphia	Sept. 17, 2006
	vs. Miami	Oct. 5, 2003
	vs. Minnesota	Dec. 26, 1999
	vs. San Diego	Oct. 2, 1983
30	at Tampa Bay	Oct. 1, 2017
	at New Orleans	Nov. 1, 2015
	at Dallas	Jan. 2, 2000
	at St. Louis	Dec. 13, 1987
	vs. Philadelphia	Dec. 19, 1971

MOST YARDS GAINED PASSING (NET)

510	vs. Tampa Bay	Sept. 16, 2012
505	vs. Washington	Oct. 28, 1962
443	at Cincinnati	Oct. 13, 1985
441	vs. San Francisco	Oct. 11, 2015
429	vs. Philadelphia	Dec. 17, 2017
	vs. Philadelphia	Dec. 28, 2014
428	at Dallas	Sept. 8, 2013
403	vs. Dallas	Oct. 6, 1985
402	at New Orleans	Oct. 3, 2021
401	vs. Cleveland	Dec. 6, 1959
400	at Dallas	Dec. 11, 2011
397	vs. Baltimore	Oct. 16, 2016
395	vs. Seattle	Oct. 9, 2011

MOST TOUCHDOWNS PASSING

7	vs. Washington	Oct. 28, 1962
6	at New Orleans	Nov. 1, 2015
	vs. Dallas	Dec. 16, 1962

MOST PASSES HAD INTERCEPTED

7	at Pittsburgh	Nov. 30, 1952
5	on many occasions, most recently vs. Seattle	Dec. 15, 2013

DEFENSE

FEWEST ATTEMPTS, OPPONENT

3	at Detroit	Sept. 23, 1934
---	------------	----------------

4	vs. Bklyn. Dodgers	Dec. 7, 1941
MOST ATTEMPTS, OPPONENT		
62	at Dallas	Oct. 28, 2012
	vs. St. Louis	Oct. 2, 2005
61	at Carolina	Dec. 10, 2006
60	at Washington	Nov. 23, 1997
59	vs. Chi. Bears	Oct. 23, 1949
57	at Philadelphia	Sept. 23, 1962

FEWEST COMPLETIONS ALLOWED		
0	at Washington	Dec. 11, 1960
1	many games; Last: vs. Brooklyn	Dec. 6, 1942

MOST COMPLETIONS ALLOWED

41	vs. Dallas
40	at New Orleans
	vs. St. Louis
36	vs. Jets
	at Dallas
	at Dallas
	at Dallas
35	vs. St. Louis
34	at Washington
	vs. Carolina
	vs. Dallas
	vs. Chi. Bears
33	at Philadelphia
	at Philadelphia
32	at Tampa Bay
	at Los Angeles
	vs. New England
	vs. Arizona
	vs. Washington
	at San Francisco

FEWEST YARDS ALLOWED (NET)		
13	at Philadelphia	Dec. 11, 1977
16	at Washington	Dec. 11, 1960
0	at Chi. Cardinals	Nov. 22, 1959

MOST YARDS ALLOWED, NET		
505	at New Orleans	Nov. 1, 2015
488	vs. Chi. Bears	Nov. 14, 1943
460	at Philadelphia	Nov. 8, 1953
456	at San Diego	Oct. 19, 1980

MOST TOUCHDOWNS ALLOWED		
7	at New Orleans	Nov. 1, 2015
	vs. Chi. Bears	Nov. 14, 1943
6	vs. Cleveland	Dec. 12, 1964

INTERCEPTIONS

MOST INTERCEPTIONS BY GIANTS		
8	at N.Y. Yanks	Dec. 16, 1951
	at Green Bay	Nov. 21, 1948
7	vs. Washington	Dec. 8, 1963

MOST YARDS, RETURNS		
144	at Philadelphia	Sept. 13, 1941
138	at Dallas	Oct. 15, 1961
137	at Washington	Oct. 29, 1995

MOST RETURNS FOR TOUCHDOWNS		
2	at Buffalo	Dec. 23, 2007
	at Detroit	Oct. 27, 1996
	vs. Washington	Dec. 8, 1963
	vs. Washington	Dec. 4, 1938

PUNTS

MOST PUNTS		
15	at Chicago Bears	Nov. 17, 1935
14	at Detroit	Nov. 7, 1943
	at Brooklyn	Nov. 26, 1936
13	at Washington	Nov. 23, 1997
	vs. Philadelphia	Nov. 24, 1935
	at Detroit	Sept. 23, 1934

MOST YARDS PUNTING		
607	at Detroit	Sept. 23, 1934
602	at Brooklyn	Nov. 26, 1936
597	at Chicago Bears	Nov. 17, 1935
583	at Detroit	Nov. 7, 1943
537	at Washington	Nov. 23, 1997

PUNT RETURNS

MOST PUNT RETURNS		
9	at Philadelphia	Dec. 6, 1987
	at Philadelphia	Nov. 20, 1983

	vs. Philadelphia	Dec. 11, 1982
	at Philadelphia	Dec. 12, 1954
	vs. N.Y. Yanks	Dec. 3, 1950
8	at Washington	Jan. 1, 2017
	vs. L.A. Rams	Oct. 23, 2016
	at Dallas	Nov. 4, 1984
	at Washington	Sept. 13, 1981
	at St. Louis	Dec. 15, 1974
	vs. Green Bay	Nov. 1, 1959

MOST FAIR CATCHES		
7	vs. Philadelphia	Dec. 28, 2014
6	at Atlanta	Oct. 15, 2007
	vs. Minnesota	Oct. 31, 1971
5	at Minnesota	Dec. 13, 2010
	at Dallas	Sept. 8, 1996
	vs. Philadelphia	Nov. 20, 1988

MOST YARDS GAINED		
149	vs. Chi. Cardinals	Oct. 14, 1951
143	vs. Philadelphia	Dec. 11, 1982
123	vs. Dallas	Oct. 18, 1999
114	vs. Raiders	Dec. 24, 1989

KICKOFF RETURNS

MOST KICKOFF RETURNS		
12	at Washington	Nov. 27, 1966
10	vs. Chi. Cardinals	Oct. 17, 1948
9	at Minnesota	Jan. 3, 2010
	at Dallas	Sept. 18, 1966
	at Pittsburgh	Nov. 30, 1952
8	at Minnesota	Dec. 27, 2015
	at Green Bay	Dec. 26, 2010
	vs. Philadelphia	Dec. 13, 2009
	at Philadelphia	Nov. 1, 2009
	vs. N.E.	Dec. 29, 2007
	vs. Pittsburgh	Dec. 18, 2004

MOST YARDS GAINED		
287	vs. New Orleans	Dec. 9, 2012
274	at Washington	Nov. 27, 1966
263	vs. Rams	Nov. 14, 1948
259	vs. Pittsburgh	Dec. 18, 2004
236	at Cleveland	Dec. 4, 1966

FUMBLES

MOST FUMBLES		
9	at Buffalo	Oct. 20, 1975
8	vs. San Francisco	Dec. 1, 1957
7	vs. Philadelphia	Dec. 28, 2002
	vs. Philadelphia	Oct. 18, 1964
	vs. Washington	Nov. 5, 1950

MOST OWN FUMBLES RECOVERED		
6	at Buffalo	Oct. 20, 1975
5	vs. Dallas	Oct. 27, 1974
	vs. Philadelphia	Oct. 18, 1964
	vs. Washington	Nov. 5, 1950
	at Philadelphia	Nov. 3, 1946
	vs. Pittsburgh	Oct. 21, 1945

MOST OPPONENTS' FUMBLES RECOVERED		
6	at Pittsburgh	Sept. 17, 1950
5	at Dallas	Oct. 11, 1971
4	many times, most recently vs. Washington	Dec. 5, 2010

PENALTIES

MOST PENALTIES		
17	at Washington	Oct. 9, 1949
	vs. Boston Yankees	Nov. 28, 1948
16	at Seattle	Nov. 27, 2005
15	at Washington	Sept. 21, 2003
	at Minnesota	Nov. 19, 2001
	at Oakland	Sept. 13, 1998
	at Buffalo	Oct. 18, 1987
14	vs. Chicago	Nov. 7, 2004
	vs. Detroit	Oct. 30, 1994
13	seven occasions, most recently at Minnesota	Jan. 3, 2010

MOST YARDS PENALIZED		
177	at Washington	Oct. 9, 1949
175	vs. Boston	Oct. 19, 1947
150	at Minnesota	Nov. 19, 2001
	at Detroit	Nov. 2, 1947



149 at St. Louis
145 at Buffalo

Dec. 21, 2014
Oct. 18, 1987

SCORING

OFFENSE

MOST POINTS

448 1963
429 2012
427 2008
422 2005
420 2015
402 2009
399 1985
398 1962

FEWEST POINTS

79 1928
93 1932
115 1936

MOST TOUCHDOWNS

57 1963
49 1962, 1967
48 1985, 2010
47 2011, 2012, 2015
46 1961, 2009
45 2005, 2008

FEWEST TOUCHDOWNS

12 1928
14 1932
15 1937
16 1925, 1936, 1940

MOST TOUCHDOWNS RUSHING

27 1930
24 1985
21 1950
20 1992

FEWEST TOUCHDOWNS RUSHING

3 1932
4 1936, 1937, 1987, 1996

MOST TOUCHDOWNS PASSING

39 1963
36 2015
35 1962
33 1967

FEWEST TOUCHDOWNS PASSING

0 1928
4 1926
5 1934

MOST TOUCHDOWNS ON RETURNS

10 1951
6 1944, 1947, 1948, 1949, 1961, 1963, 1996, 2007, 2015

MOST POINTS AFTER TOUCHDOWN

52 1963
47 1962
46 1961, 2012
45 1967, 1985, 2009

FEWEST POINTS AFTER TOUCHDOWN

4 1928
7 1932
8 1925

MOST FIELD GOAL ATTEMPTS

42 2005, 1983
41 1970
39 2012
38 2008
1989
1981
35 2008, 2005, 1983
33 2012
32 2018
30 2020
2015
29 1989, 2021
27 2009
26 1986, 1993, 2002
25 1970, 1999
24 1981, 1988, 1991, 1996, 2014
23 2001, 2006, 2007, 2013

FEWEST FIELD GOALS

0 1932
1 1926, 1928, 1930, 1931, 1936, 1948

HIGHEST FIELD GOAL PERCENTAGE

97.0 2018
96.9 2020
95.5 2016
93.8 2015

92.3 2014
92.1 2008
88.9 1996
88.7 2013
87.9 2021
85.2 2006, 2007
84.6 2012

MOST SAFETIES

3 2008, 1927
2 1944, 1950, 1953, 1961, 1989, 1994, 1996, 2011

DEFENSE

FEWEST POINTS ALLOWED

20 1927
51 1926
67 1925
75 1944

MOST POINTS ALLOWED

501 1966
451 2019
442 2015
427 2009
425 1980
416 2021
412 2018
400 2011, 2014

FEWEST TOUCHDOWNS ALLOWED

3 1927
7 1926
8 1925

MOST TOUCHDOWNS ALLOWED

66 1966
55 1980
54 1948, 2009, 2019

MOST POINTS AFTER TOUCHDOWN ALLOWED

63 1966
52 1948
51 1980

MOST FIELD GOALS ALLOWED

34 2016, 2021
31 2015, 2018
29 1991, 1994, 2013, 2014
28 1995, 2003, 2017
26 2012
25 1988, 2011, 2019
24 1999
23 1987, 1998, 2001, 2010

MOST SAFETIES BY OPPONENT

3 1984
2 1965, 2010

FIRST DOWNS

OFFENSE

MOST FIRST DOWNS

356 1985
338 2008
336 2014
331 2010, 2011, 2015
327 2012
324 1986
323 2002, 2009
321 2007
317 1988
312 2005
310 1984, 2000
308 1999
304 2006
300 1993, 2003

MOST FIRST DOWNS RUSHING

138 1985
130 2008
127 1986, 1993
125 1978
124 1956

MOST FIRST DOWNS PASSING

218 2014
216 2011
208 2015, 2018
198 1984
197 1999
195 2000, 2002
194 2009
192 1985, 2010
190 2016

MOST FIRST DOWNS BY PENALTY

46 2015
38 2021
37 2012
36 1997
35 2007, 2014, 2019
34 2005
33 2004
32 2008, 1992
31 2011

DEFENSE

FEWEST FIRST DOWNS ALLOWED

104 1938
106 1937
116 1941

MOST FIRST DOWNS ALLOWED

367 2015
365 2021
346 2018
343 2019
338 2011
336 1980
335 1995
327 2013

FEWEST FIRST DOWNS RUSHING ALLOWED

55 1982
58 1938
59 1937

MOST FIRST DOWNS RUSHING ALLOWED

156 1980
155 1978
137 1975

FEWEST FIRST DOWNS PASSING ALLOWED

41 1937
43 1938
47 1941

MOST FIRST DOWNS PASSING ALLOWED

236 2015
216 2021
211 2019
210 2011
205 2018
198 2013
196 2012
195 1997
191 2016

NET YARDS

OFFENSE

MOST YARDS GAINED

6,161 2011
6,085 2010
5,956 2015
5,884 1985
5,875 2014
5,856 2009
5,787 2005
5,697 2018
5,695 2008
5,687 2012
5,416 2019
5,378 1986

DEFENSE

FEWEST YARDS ALLOWED

2,029 1938
2,054 1935
2,169 1937
2,219 1940

MOST YARDS ALLOWED

6,725 2015
6,134 2012
6,037 2019
6,032 2021
6,022 2011
6,012 2014
5,971 2017
5,942 2018
5,752 1980
5,479 2006
5,435 2016

RUSHING

OFFENSE

MOST RUSHING ATTEMPTS

581 1985
580 1978
567 1934

FEWEST RUSHING ATTEMPTS

244 1982
316 1945
362 1948
366 1947

MOST YARDS RUSHING

2,518 2008
2,451 1985
2,336 1950
2,304 1978

FEWEST YARDS RUSHING

769 1945
842 1982
1,049 1953

MOST TOUCHDOWNS RUSHING

27 1930
24 1985
21 1950
20 1992
19 2008
18 1956, 1986, 2004, 2012

DEFENSE

FEWEST ATTEMPTS, OPPONENT

301 1982
350 1986
359 2000
366 1943

MOST ATTEMPTS, OPPONENT

640 1978
618 1979
584 1980
580 2005
560 1976

FEWEST YARDS ALLOWED

913 1951
977 1940
1,000 1944
1,006 1943

MOST YARDS ALLOWED

2,656 1978
2,507 1980
2,452 1979
2,422 1975

FEWEST TOUCHDOWNS ALLOWED

1 1927
2 1944
3 1926, 1938

MOST TOUCHDOWNS ALLOWED

31 1980
25 1948, 1978

PASSING

OFFENSE

MOST PASSES ATTEMPTED

623 2015
616 2003
608 2017
607 2014, 2019
602 1999
598 2016
593 2021
589 2011
583 2018
575 1983
567 2013

FEWEST PASSES ATTEMPTED

125 1944
148 1942
149 1934
143

MOST PASSES COMPLETED

392 2015
383 2014
382 2018
377 2016
376 2019
373 2017
359 2011

351 2021
350 1999
339 2010

FEWEST PASSES COMPLETED

47 1944
63 1943
64 1934
67 1942

HIGHEST COMPLETION PERCENTAGE

65.5 2018
63.1 2014
63.0 2016
62.9 2010, 2015
62.4 2009
62.1 2020
61.9 2019
61.6 2002
61.3 2017
61.0 2011
1991

MOST YARDS GAINED (NET)

4,734 2011
4,347 2015
4,272 2014
4,047 2018
4,019 2009
3,951 2002
3,885 2010
3,879 2016
3,825 2012
3,719 1999
3,731 2019

MOST TOUCHDOWN PASSES

39 1963
36 2015
35 1962
33 1967
31 2010

MOST PASSES HAD INTERCEPTED

34 1953
31 1966
1983

FEWEST PASSES HAD INTERCEPTED

5 1990
8 1969, 1991

DEFENSE

FEWEST ATTEMPTS, OPPONENT

149 1963
182 1937
184 1934

MOST ATTEMPTS, OPPONENT

638 2015
630 2016
611 2021
601 2013
596 1997
589 2011
587 1986
585 2000
567 2006
566 1988

FEWEST COMPLETIONS, OPPONENTS

54 1934
60 1936
62 1933

MOST COMPLETIONS, OPPONENT

423 2015
402 2021
369 2016, 2019
362 2018
361 2011, 2013
347 2017
341 2012
334 1986
333 2006
329 2005
327 2000

FEWEST YARDS ALLOWED (NET)

744 1934
809 1933
914 1938

MOST YARDS ALLOWED (NET)

4,783 2015
4,260 2016
4,225 2019

4,082 2011
4,068 2012
4,044 2018
4,038 2017
4,018 2016
3,850 2014
3,839 2021
3,649 2006
3,616 1997

FEWEST TOUCHDOWNS ALLOWED

2 1927
3 1939, 1944

MOST TOUCHDOWNS ALLOWED

36 1966
32 2017
31 2015
30 2019
28 1964, 2004, 2011
27 2021

INTERCEPTIONS

MOST INTERCEPTIONS

41 1951
39 1948
35 1939

FEWEST INTERCEPTIONS

10 2003
11 2002
12 1976, 1977, 1982, 1991
13 1945, 2009, 2017

MOST YARDS, RETURNS

569 1941
561 1948
549 1944

FEWEST YARDS, RETURNS

62 1976
91 1974
93 2002
110 2010
113 1980, 2004

MOST TOUCHDOWNS, RETURNS

5 1963

SACKS

MOST SACKS

68 1985
59 1986
55 1987
54 1997, 1998
53 2007

PUNTING

MOST PUNTS

112 1997
104 1979
102 1996
101 1998
100 1977

FEWEST PUNTS

47 1972
49 1960, 1982
50 1945, 1946
53 1945, 1946
1966

MOST YARDS

4,566 1998
4,531 1997
4,445 1979
4,297 2016
4,289 1996

HIGHEST PUNTING AVERAGE

47.5 2012
46.9 2013
46.6 1959
46.2 2016
45.7 2011
45.5 2014
45.4 1964, 2018

HIGHEST NET PUNT AVERAGE (SINCE 1976)

42.3 2019
41.8 2018
40.9 2016

40.2 2008
39.5 2021
39.4 2012
39.2 2011

PUNT RETURNS

MOST PUNT RETURNS
64 1981
55 1953, 1983, 1984, 1987

MOST YARDS GAINED
717 1941
675 1951
626 1938

HIGHEST RETURN AVERAGE
15.3 1941
14.1 1951
13.3 1943

KICKOFF RETURNS

MOST KICKOFF RETURNS
80 1966
73 1994
72 2003
71 1980, 1983, 2009
70 2006

MOST YARDS GAINED
1,688 1,688
1,658 1,658
1,648 1,648
1,616 1,616
1,579 1,579
1,529 1,529
1,502 1,502

HIGHEST RETURN AVERAGE
27.4 1944
26.3 1953
26.2 2012
26.0 1946

FUMBLES

MOST FUMBLES
49 1960
44 1964, 1975
40 1961, 2001

MOST OWN FUMBLES RECOVERED
23 1960
21 1964, 1975, 1981

MOST OPPONENTS' FUMBLES RECOVERED
27 1950
26 1946
23 1980, 2010

PENALTIES

MOST PENALTIES
143 2005
127 2003
124 1998
122 1979
118 2004
116 1997
114 2018

MOST YARDS PENALIZED
1,115 2005
1,090 2003
1,047 1979
1,020 1983
1,016 1978

HONOR ROLL

GIANTS RUSHING HONOR ROLL (1933-11/2/2008) 100 YARDS OR MORE IN A GAME, CHRONOLOGICALLY

*Team Record

**Postseason Game

108	Harry Newman at Bos.	10/8/33
107	Kink Richards vs. Bkn.	10/22/33
114	Harry Newman vs. G.B.	11/11/34
105	Ed Danowski vs. Bos.	11/25/34
102	Tuffy Leemans at Pitt.	9/27/36
117	Tuffy Leemans vs. Chi. Cards	10/18/36
117	Tuffy Leemans vs. Phil.	10/25/36
118	Hank Soar at Phil.	10/3/37
159	Tuffy Leemans vs. G.B.	11/20/38
101	Tuffy Leemans vs. Clev.	11/10/40
101	Bill Paschal at Bkn.	10/17/43
188	Bill Paschal vs. Wash.	12/5/43
139	Bill Paschal vs. Phil.	10/29/44
113	Bill Paschal vs. Bos.	11/5/44
103	Ward Cuff vs. G.B.	11/19/44
100	Ward Cuff vs. Wash.	12/3/44
143	Bill Paschal vs. Clev.	11/4/45
108	Frank Filchock at Pitt.	10/6/46
107	George Franck vs. Bos.	11/10/46
133	Frank Reagan vs. L.A.	12/1/46
125	"Choo Choo" Roberts vs. Chi. Cards	10/17/48
108	"Choo Choo" Roberts at NY Bulldogs	9/30/49
108	"Choo Choo" Roberts at Chi. Cards	10/30/49
121	Joe Scott vs. Clev.	10/22/50
218	"Choo Choo" Roberts vs. Chi. Cards	11/12/50
145	Ed Price at Balt.	11/19/50
101	Randall Clay vs. Phil.	11/26/50
156	Ed Price vs. N.Y. Yanks	11/26/50
103	Ed Price at Phil.	12/10/50
107	Ed Price vs. Chi. Cards	10/14/51
101	Ed Price vs. Phil.	10/21/51
171	Ed Price at Phil.	12/9/51
138	Ed Price at N.Y. Yanks	12/16/51
130	Ed Price at Dall.	9/28/52
119	Ed Price at Phil.	10/4/52
116	Ed Price at Chi. Cards.	11/2/52
106	Ed Price vs. S.F.	11/9/52
139	Alex Webster at Chi. Cards.	10/2/55
108	Frank Gifford vs. Wash.	12/2/56
132	Alex Webster at Phil.	12/15/56
115	Bob Epps at Wash.	10/13/57
126	Frank Gifford vs. Cards.	11/10/57
136	Mel Triplett vs. Clev.	11/29/59
137	Mel Triplett at Phil.	11/6/60
129	Bob Gaiters at Dall.	10/15/61
100	Alex Webster vs. Phil.	11/12/61
100	Alex Webster vs. Phil.	11/18/62
120	Joe Morrison at Phil.	9/29/63
101	Phil King vs. S.F.	11/17/63
160	Ernie Koy at Wash.	10/1/67
142	Ron Johnson vs. Phil.	10/11/70
140	Ron Johnson vs. Dall.	11/8/70
106	Ron Johnson vs. Wash.	11/15/70
100	Ron Johnson vs. Buff.	12/6/70
124	Ron Johnson at Phil.	10/2/72
134	Ron Johnson at St. Louis	11/19/72
123	Ron Johnson vs. Phil.	11/26/72
119	Ron Johnson at Cinn.	12/3/72
105	Vin Clements at Dallas	12/17/72
112	Ron Johnson vs. Phila.	9/23/73
101	Ron Johnson at Phila.	11/25/73
119	Doug Kotar vs. Atlanta	10/6/74
108	Doug Kotar at Rams	9/26/76
103	Doug Kotar vs. St. Louis	12/12/76
100	Larry Csonka vs. Chi.	12/18/77
118	Doug Kotar vs. St. Louis	12/10/78
148	Billy Taylor vs. Tampa Bay	10/7/79
126	Billy Taylor vs. Wash.	11/25/79
103	Billy Taylor at Seattle	12/7/80
103	Rob Carpenter vs. St. Louis	10/11/81
116	Rob Carpenter at Seattle	10/18/81
111	Rob Carpenter at Phila.	11/22/81
117	Rob Carpenter at St. Louis	12/13/81
161**	Rob Carpenter at Phila.	12/27/81
113	Rob Carpenter vs. L.A. Rams	9/4/83
111	Rob Carpenter at Atlanta	9/11/83
116	Rob Carpenter vs. G.B.	9/26/83
159	Butch Woolfolk at Phila.	11/20/83
107	Joe Morris at St. Louis	12/9/84
104	Joe Morris at N. Orleans	10/27/85
132	Joe Morris vs. Tampa Bay	11/3/85

118	Joe Morris at Washington	11/18/85
113	George Adams at St. Louis	11/24/85
131	Joe Morris vs. Cleveland	12/1/85
129	Joe Morris at Houston	12/8/85
202	Joe Morris vs. Pittsburgh	12/21/85
141**	Joe Morris vs. Pittsburgh	12/29/85
110	Joe Morris at L.A. Raiders	9/21/86
116	Joe Morris at Seattle	10/19/86
181	Joe Morris vs. Washington	10/27/86
181	Joe Morris vs. Dallas	11/2/86
111	Joe Morris at Phila.	11/9/86
106	Joe Morris vs. Denver	11/23/86
119	Joe Morris vs. St. Louis	12/14/86
175	Joe Morris vs. G.B.	12/20/86
159**	Joe Morris vs. S.F.	1/4/87
132	Joe Morris vs. Jets	12/27/87
107	Joe Morris at Dallas	9/18/88
122	Joe Morris vs. Phoenix	12/4/88
140	Joe Morris vs. Kansas City	12/11/88
101	Ottis Anderson vs. Wash.	10/15/89
202**	Ottis Anderson vs. L.A. Rams	1/7/90
105	Rodney Hampton vs. Buffalo	12/15/90
102**	Ottis Anderson vs. Buffalo	1/27/91
104	Rodney Hampton vs. Clev.	9/22/91
137	Rodney Hampton vs. Pho.	10/6/91
140	Rodney Hampton vs. Hou.	12/21/91
167	Rodney Hampton vs. Pho.	10/11/92
138	Rodney Hampton at Wash.	11/1/92
134	Rodney Hampton vs. TB	9/12/93
134	Rodney Hampton vs. Rams	9/19/93
104	Lewis Tillman at Wash.	10/10/93
169	Lewis Tillman vs. Phila.	10/17/93
101	Rodney Hampton at Phila.	11/21/93
173	Rodney Hampton vs. Ind.	12/12/93
114	Rodney Hampton vs. Dallas	1/2/94
161	Rodney Hampton vs. Minn.	1/9/94
112	Rodney Hampton at Rams	10/16/94
138	Rodney Hampton vs. Det.	10/30/94
122	Rodney Hampton at Hou.	11/21/94
106	Rodney Hampton at Wash.	11/27/94
149	Rodney Hampton vs. N.O.	9/24/95
187	Rodney Hampton at Dallas	12/17/95
103	Tyrone Wheatley at Arizona	10/12/97
114	Charles Way vs. Arizona	11/16/97
114	Tiki Barber at Philadelphia	12/7/97
108	Gary Brown vs. Arizona	10/18/98
119	Gary Brown at Dallas	11/8/98
124	Gary Brown at Arizona	12/6/98
112	Gary Brown vs. Denver	12/13/98
103	Gary Brown vs. Kansas City	12/20/98
112	Gary Brown at Philadelphia	12/27/98
111	Joe Montgomery vs. Jets	12/5/99
144	Tiki Barber vs. Arizona	9/3/00
108	Ron Dayne vs. Dallas	10/15/00
111	Ron Dayne vs. New Orleans	9/30/01
118	Tiki Barber at Arizona	11/11/01
114	Tiki Barber vs. Oakland	11/25/01
110	Tiki Barber at Dallas	12/09/01
101	Tiki Barber vs. Jacksonville	11/03/02
127	Tiki Barber at Minnesota	11/10/02
147	Tiki Barber at Houston	11/24/02
203	Tiki Barber vs. Philadelphia	12/28/02
146	Tiki Barber vs. St. Louis	9/7/03
126	Tiki Barber at Washington	9/21/03
120	Tiki Barber vs. Atlanta	11/9/03
111	Tiki Barber at Philadelphia	11/16/03
125	Tiki Barber at Philadelphia	11/16/03
106	Tiki Barber vs. Cleveland	9/26/04
182	Tiki Barber at Green Bay	10/3/04
122	Tiki Barber at Dallas	10/10/04
101	Tiki Barber at Dallas	10/31/04
108	Tiki Barber at Minnesota	11/14/04
107	Tiki Barber vs. Arizona	11/21/04
110	Tiki Barber vs. Atlanta	11/28/04
109	Tiki Barber at Philadelphia	12/26/04
128	Tiki Barber at Cincinnati	10/2/05
206	Tiki Barber vs. St. Louis	10/30/05
112	Tiki Barber vs. Washington	11/20/05
151	Tiki Barber at Philadelphia	11/27/05
115	Tiki Barber at Seattle	12/4/05
124	Tiki Barber vs. Dallas	12/11/05
220*	Tiki Barber at Philadelphia	12/17/05
203	Tiki Barber vs. Kansas City	12/31/05
110	Tiki Barber at Oakland	9/10/06
123	Tiki Barber vs. Indianapolis	10/08/06
185	Tiki Barber vs. Washington	10/15/06
114	Tiki Barber at Atlanta	10/23/06

115	Tiki Barber vs. Houston	11/5/06
141	Tiki Barber vs. Chicago	11/12/06
112	Tiki Barber at Carolina	12/10/06
234*	Tiki Barber at Washington	12/30/06
137**	Tiki Barber at Philadelphia	1/07/07
100	Brandon Jacobs vs. Jets	10/7/07
107	Brandon Jacobs vs. San Francisco	10/21/07
131	Brandon Jacobs at Miami	10/28/07
154	Derrick Ward at Chicago	12/2/07
130	Brandon Jacobs vs. Washington	12/16/07
151	Ahmad Bradshaw at Buffalo	12/23/07
143	Brandon Jacobs at Buffalo	12/23/07
116	Brandon Jacobs vs. Washington	9/4/08
136	Brandon Jacobs vs. Seattle	10/5/08
101	Derrick Ward at Cleveland	10/13/08
117	Brandon Jacobs vs. Dallas	11/2/08

GIANTS HONOR ROLL RUSHING (11/9/2008-PRESENT)

100 YARDS OR MORE IN A GAME, CHRONOLOGICALLY

*Team Record

**Postseason Game

126	Brandon Jacobs at Philadelphia	11/9/08
215	Derrick Ward vs. Carolina	12/21/08
104	Ahmad Bradshaw at Tampa Bay	9/27/09
110	Ahmad Bradshaw vs. Oakland	10/4/09
129	Ahmad Bradshaw vs. Chicago	10/3/10
133	Ahmad Bradshaw vs. Detroit	10/17/10
126	Ahmad Bradshaw at Dallas	10/25/10
103	Brandon Jacobs vs. Washington	12/5/10
116	Brandon Jacobs at Minnesota	12/13/10
103	Ahmad Bradshaw at Minnesota	12/13/10
104	Ahmad Bradshaw vs. Buffalo	10/16/11
101	Brandon Jacobs at Dallas	11/21/11
113	Andre Brown at Carolina	9/20/12
200	Ahmad Bradshaw vs. Cleveland	10/7/12
114	Ahmad Bradshaw at San Francisco	10/14/12
103	Ahmad Bradshaw at Washington	12/3/12
100	David Wilson vs. New Orleans	12/9/12
107	Ahmad Bradshaw vs. Philadelphia	12/30/12
106	Brandon Jacobs at Chicago	10/10/13
115	Andre Brown vs. Oakland	11/10/13
127	Andre Brown vs. Dallas	11/24/13
176	Rashad Jennings vs. Houston	9/21/14
131	Andre Williams at Tennessee	12/7/14
110	Andre Williams at St. Louis	12/21/14
170	Rashad Jennings vs. Carolina	12/20/15
170	Rashad Jennings vs. Philadelphia	1/3/16
121	Paul Perkins at Washington	1/1/17
117	Orleans Darkwa at Denver	10/15/17
154	Orleans Darkwa vs. Washington	12/31/17
106	Saquon Barkley vs. Jacksonville	9/9/18
130	Saquon Barkley vs. Philadelphia	10/11/18
142	Saquon Barkley vs. Tampa Bay	11/18/18
101	Saquon Barkley at Philadelphia	11/25/18
125	Saquon Barkley at Chicago	12/2/18
170	Saquon Barkley at Washington	12/9/18
109	Saquon Barkley vs. Dallas	12/30/18
120	Saquon Barkley at Dallas	9/8/19
107	Saquon Barkley vs. Buffalo	9/15/19
112	Saquon Barkley vs. Miami	12/15/19
135	Wayne Gallman Jr. at Seattle	12/6/20
102	Saquon Barkley at Chicago	1/2/22

GIANTS PASSING HONOR ROLL

300 YARDS OR MORE IN A GAME, CHRONOLOGICALLY

*Team Record

**Postseason Game

341	Paul Governali vs. Phil.	11/9/47
363	Charlie Conerly at Pitt.	12/5/48
357	Charlie Conerly at G.B.	11/13/49
321	Charlie Conerly at Rams	9/26/59
315	Y.A. Tittle at Wash.	10/1/61
307	Y.A. Tittle vs. Phil.	11/12/61
314	Y.A. Tittle vs. Pitt.	11/19/61
332	Y.A. Tittle at Pitt.	9/30/62
505	Y.A. Tittle vs. Wash.	10/28/62
315	Y.A. Tittle at Dall.	11/11/62
341	Y.A. Tittle vs. Dall.	12/16/62
324	Y.A. Tittle at Wash.	10/6/63
308	Y.A. Tittle vs. Pitt.	12/15/63
348	Fran Tarkenton vs. N.O.	10/8/67
325	Fran Tarkenton vs. St. Louis	12/8/68
320	Fran Tarkenton vs. Wash.	11/15/70
302	Fran Tarkenton at Pitt.	11/21/71
372	Randy Johnson vs. Phil.	12/19/71
348	Randy Johnson at St. Louis	10/28/73
300	Phil Simms vs. S.F.	10/14/79
351	Phil Simms vs. Dallas	11/9/80
322	Phil Simms vs. G.B.	11/16/80

324	Phil Simms vs. N. Orleans	9/20/81
310	Scott Brunner vs. Atlanta	9/12/82
326	Scott Brunner at St. Louis	12/26/82
395	Scott Brunner vs. San Diego	10/2/83
325	Jeff Rutledge vs. Dallas	10/30/83
346	Scott Brunner at Raiders	11/27/83
349	Jeff Rutledge vs. Seattle	12/11/83
324	Jeff Rutledge at Wash.	12/17/83
409	Phil Simms vs. Phila.	9/2/84
347	Phil Simms at Wash.	9/16/84
339	Phil Simms vs. Wash.	10/28/84
343	Phil Simms vs. Kansas City	11/25/84
432	Phil Simms vs. Dallas	10/6/85
513*	Phil Simms at Cincinnati	10/13/85
329	Phil Simms at Dallas	12/15/85
300	Phil Simms at Dallas	9/8/86
300	Phil Simms vs. San Diego	9/14/86
310	Phil Simms at Minn.	11/16/86
388	Phil Simms at S.F.	11/21/86
359	Phil Simms at St. Louis	12/13/87
309	Phil Simms vs. L.A. Rams	9/25/88
324	Phil Simms at Phil.	10/10/88
320	Phil Simms vs. Detroit	10/16/88
326	Phil Simms at S.F.	11/27/89
368	Jeff Hostetler at Dallas	9/29/91
337	Phil Simms vs. Phoenix	11/28/93
341	Kerry Collins vs. NY Jets	12/5/99
316	Kerry Collins at Dallas	1/2/00
350	Kerry Collins vs. Detroit	11/19/00
333	Kerry Collins vs. Pitt.	12/10/00
321	Kerry Collins vs. Jacksonville	12/23/00
381**	Kerry Collins vs. Minnesota	1/14/01
346	Kerry Collins at Washington	10/28/01
321	Kerry Collins at Minnesota	11/19/01
338	Kerry Collins vs. Seattle	12/23/01
303	Kerry Collins at Phil.	12/30/01
386	Kerry Collins vs. G.B.	1/06/02
342	Kerry Collins vs. San Francisco	9/05/02
307	Kerry Collins at St. Louis	9/15/02
300	Kerry Collins at Minnesota	11/10/02
366	Kerry Collins at Indianapolis	12/22/02
314	Kerry Collins at New England	10/5/03
375	Kerry Collins at Minnesota	10/26/03
303	Kerry Collins at Jets	9/25/05
352	Eli Manning at San Diego	9/25/05
312	Eli Manning at Seattle	12/27/05
321	Eli Manning at Philadelphia	12/11/05
371	Eli Manning at Philadelphia	9/17/06
312	Eli Manning at Dallas	9/9/07
303	Eli Manning at Atlanta	10/15/07
305	Eli Manning at Washington	11/30/08
330	Eli Manning at Dallas	9/20/09
384	Eli Manning vs. Atlanta	11/22/09
390	Eli Manning vs. Philadelphia	12/13/09
386	Eli Manning vs. Tennessee	9/26/10
306	Eli Manning at Dallas	10/25/10
373	Eli Manning vs. Dallas	11/14/10
301	Eli Manning at Green Bay	12/26/10
321	Eli Manning at Arizona	10/2/11
420	Eli Manning vs. Seattle	10/9/11
349	Eli Manning vs. Miami	10/30/11
311	Eli Manning at San Francisco	11/13/11
406	Eli Manning at New Orleans	11/28/11
347	Eli Manning vs. Green Bay	12/4/11
400	Eli Manning at Dallas	12/21/11
346	Eli Manning vs. Dallas	1/1/12
330**	Eli Manning at Green Bay	1/15/12
316***	Eli Manning at San Francisco	1/22/12
510	Eli Manning vs. Tampa Bay	9/16/12
309	Eli Manning at Philadelphia	9/30/12
337	Eli Manning vs. Washington	10/21/12
450	Eli Manning at Dallas	9/8/13
362	Eli Manning vs. Denver	9/15/13
334	Eli Manning vs. Philadelphia	10/6/13
300	Eli Manning vs. Washington	9/25/14
359	Eli Manning vs. Indianapolis	11/3/14
338	Eli Manning vs. Dallas	11/23/14
391	Eli Manning at St. Louis	12/21/14
429	Eli Manning vs. Philadelphia	12/28/14
441	Eli Manning vs. San Francisco	10/11/15
350	Eli Manning at New Orleans	11/1/15
361	Eli Manning vs. New England	11/15/15
321	Eli Manning vs. Washington	11/29/15
337	Eli Manning at Washington	12/14/15
302	Eli Manning at Miami	1/3/16
368	Eli Manning vs. Philadelphia	9/18/16
350	Eli Manning vs. New Orleans	9/25/16

GIANTS SEASON LEADERS



403	Eli Manning vs. Baltimore	10/16/16
356	Eli Manning at Philadelphia	12/22/16
366	Eli Manning at Philadelphia	9/24/17
434	Eli Manning vs. Philadelphia	12/17/17
326	Eli Manning at Carolina	10/27/18
399	Eli Manning at Atlanta	10/22/18
316	Eli Manning vs. Washington	10/28/18
309	Eli Manning at Indianapolis	12/23/18
301	Eli Manning vs. Dallas	12/30/18
336	Daniel Jones at Tampa Bay	9/22/19
332	Daniel Jones at Detroit	10/27/19
308	Daniel Jones at NY Jets	11/10/19
352	Daniel Jones at Washington	12/22/19
301	Daniel Jones vs. Philadelphia	12/29/19
402	Daniel Jones at New Orleans	10/3/21

GIANTS RECEIVING HONOR ROLL (1960-11/12/2000) 100 YARDS OR MORE IN A GAME, CHRONOLOGICALLY (SINCE 1960)

*Team Record

**Postseason Game

135	Kyle Rote at St. Louis	10/2/60
116	Kyle Rote at Pittsburgh	10/9/60
124	Kyle Rote at Philadelphia	11/27/60
180	Bob Schnelker vs. Cleveland	12/18/60
105	Kyle Rote at Washington	10/1/61
103	Del Shafner at Washington	10/1/61
122	Del Shafner vs. Washington	11/5/61
137	Del Shafner vs. Philadelphia	11/12/61
129	Kyle Rote vs. Pittsburgh	11/19/61
100	Joe Walton at Philadelphia	12/10/61
135	Del Shafner at Philadelphia	9/23/62
101	Alex Webster at Pittsburgh	9/30/62
127	Frank Gifford vs. Washington	10/28/62
269*	Del Shafner vs. Washington	10/28/62
158	Del Shafner at Dallas	11/11/62
125	Del Shafner at Washington	11/25/62
155	Alex Webster vs. Dallas	12/16/62
101	Phil King at Baltimore	9/15/63
107	Del Shafner at Washington	10/6/63
105	Joe Walton vs. Dallas	10/20/63
108	Del Shafner at Cleveland	10/27/63
119	Del Shafner vs. Philadelphia	11/10/63
159	Del Shafner vs. San Francisco	11/17/63
106	Del Shafner vs. St. Louis	11/24/63
110	Del Shafner vs. Pittsburgh	12/15/63
122	Joe Morrison vs. St. Louis	11/1/64
121	Aaron Thomas vs. Minnesota	12/6/64
147	Joe Morrison vs. Cleveland	12/12/64
117	Aaron Thomas at Minnesota	10/9/65
145	Aaron Thomas vs. Philadelphia	10/17/65
102	Homer Jones vs. Philadelphia	10/17/65
118	Homer Jones at Cleveland	11/14/65
182	Homer Jones at Washington	12/12/65
173	Homer Jones at Pittsburgh	9/11/66
146	Homer Jones vs. Washington	10/16/66
111	Homer Jones vs. Pittsburgh	12/11/66
131	Joe Morrison vs. Dallas	12/18/66
175	Homer Jones at St. Louis	9/17/67
196	Homer Jones at Washington	10/1/67
123	Aaron Thomas vs. New Orleans	10/8/67
125	Joe Morrison at Pittsburgh	10/15/67
110	Aaron Thomas vs. Cleveland	10/29/67
149	Homer Jones at Minnesota	11/5/67
125	Homer Jones vs. St. Louis	12/17/67
101	Homer Jones at Pittsburgh	9/15/68
179	Homer Jones vs. Washington	9/29/68
116	Homer Jones vs. New Orleans	10/6/68
108	Homer Jones at Atlanta	10/13/68
109	Joe Morrison vs. St. Louis	12/8/68
142	Homer Jones vs. St. Louis	12/8/68
107	Aaron Thomas vs. Dallas	12/15/68
100	Homer Jones vs. Minnesota	9/21/69
127	Aaron Thomas at St. Louis	11/9/69
110	Homer Jones vs. St. Louis	12/7/69
134	Joe Morrison vs. Cleveland	12/21/69
110	Clifton McNeil vs. St. Louis	10/25/70
150	Bob Tucker vs. St. Louis	10/25/70
165	Tucker Frederickson vs. Washington	11/15/70
151	Rich Houston at Green Bay	9/19/71
111	Bobby Duhan at Dallas	10/11/71
108	Bob Tucker at Pittsburgh	11/21/71
160	Joe Morrison vs. Philadelphia	12/19/71
116	Bob Tucker vs. Philadelphia	12/19/71
176	Rich Houston vs. Dallas	9/24/72
100	Bob Tucker vs. Philadelphia	11/26/72
136	Bob Tucker vs. Philadelphia	9/23/73
137	Bob Grim at St. Louis	10/28/73
101	Ron Johnson at Washington	12/2/73

100	Walker Gillette vs. Philadelphia	12/8/74
100	Walker Gillette vs. St. Louis	10/25/75
105	Walker Gillette at Washington	9/12/76
132	Doug Kolar at St. Louis	10/3/76
102	Jimmy Robinson vs. Philadelphia	10/31/76
118	Jimmy Robinson at Atlanta	10/2/77
110	Johnny Perkins at Tampa Bay	9/2/78
100	Jimmy Robinson vs. Dallas	9/10/78
169	Earnest Gray vs. San Francisco	10/14/79
107	Earnest Gray at Kansas City	10/21/79
174	Earnest Gray at St. Louis	9/7/80
137	Mike Friede vs. Dallas	11/9/80
119	Earnest Gray vs. Green Bay	11/16/80
108	Mike Friede vs. Green Bay	11/16/80
114	Earnest Gray at Seattle	12/7/80
118	Johnny Perkins vs. New Orleans	9/20/81
101	Gary Shirk vs. New Orleans	9/20/81
129	Johnny Perkins at Dallas	9/27/81
126	Johnny Perkins at Atlanta	10/25/81
118**	Earnest Gray at San Francisco	1/3/82
121**	Johnny Perkins at San Francisco	1/3/82
102	Butch Woolfolk vs. Houston	12/5/82
148	Floyd Eddings vs. Philadelphia	12/11/82
124	Earnest Gray at Dallas	9/18/83
159	Earnest Gray vs. San Diego	10/2/83
111	Earnest Gray at Kansas City	10/16/83
135	Butch Woolfolk vs. Dallas	10/30/83
145	Earnest Gray vs. Washington	11/13/83
119	Byron Williams at L.A. Raiders	11/27/83
134	Earnest Gray at L.A. Raiders	11/27/83
103	Byron Williams vs. Seattle	12/11/83
124	Byron Williams at Washington	12/17/83
137	Bobby Johnson vs. Philadelphia	9/2/84
167	Byron Williams vs. Philadelphia	9/2/84
117	Bobby Johnson at Washington	9/16/84
112	Earnest Gray at L.A. Rams	9/30/84
120	Lionel Manuel at Atlanta	10/14/84
128	Earnest Gray vs. Washington	10/28/84
102	Lionel Manuel at Dallas	11/04/84
126	Zeke Mowatt vs. Kansas City	11/25/84
105	Lionel Manuel at Green Bay	9/15/85
129	Lionel Manuel vs. Dallas	10/6/85
104	Bobby Johnson vs. Dallas	10/6/85
111	Lionel Manuel at Cincinnati	10/13/85
176	Mark Bavaro at Cincinnati	10/13/85
128	Phil McConkey at Dallas	12/15/85
105	Bobby Johnson at Dallas	9/8/86
106	Mark Bavaro at L.A. Raiders	9/21/86
110	Mark Bavaro vs. New Orleans	9/28/86
116	Stacy Robinson @ San Francisco	12/1/86
111	Mark Bavaro @ Washington	12/7/86
151	Lionel Manuel at Dallas	11/2/87
105	Lionel Manuel at Philadelphia	11/15/87
102	Mark Bavaro at Philadelphia	11/15/87
100	Stephen Baker at New Orleans	11/22/87
133	Mark Bavaro vs. Philadelphia	12/6/87
137	Mark Bavaro at St. Louis	12/13/87
109	Mark Bavaro vs. Jets	12/27/87
142	Lionel Manuel at Dallas	9/18/88
103	Odesha Turner at Washington	10/2/88
148	Mark Bavaro at Philadelphia	10/10/88
104	Stephen Baker at Atlanta	10/23/88
106	Lionel Manuel vs. Dallas	11/6/88
134	Stephen Baker at New Orleans	11/27/88
126	Lionel Manuel vs. Philadelphia	12/3/89
109	Stephen Baker at Washington	10/14/90
142	Mark Ingram at Dallas	9/29/91
116	Mark Ingram at Cincinnati	12/1/91
109	Stephen Baker at Chicago	9/21/92
105	Ed McCaffrey at Dallas	11/26/92
124	Mike Sherrard at Washington	10/10/93
113	Mark Jackson vs. Phoenix	11/28/93
109	Mike Sherrard at Houston	11/21/94
101	Mike Sherrard at Cleveland	12/4/94
100	Chris Calloway at Kansas City	9/10/95
128	Mike Sherrard at Seattle	11/5/95
126	Thomas Lewis at Philadelphia	11/19/95
125	Thomas Lewis at Washington	10/20/96
108	Chris Calloway at Washington	10/20/96
145	Chris Calloway at Detroit	10/19/97
100	Kevin Alexander vs. Cincinnati	10/26/97
141	Ike Hilliard at San Francisco	11/30/98
114	Ike Hilliard vs. Washington	9/19/99
105	Amani Toomer vs. Washington	9/19/99
123	Amani Toomer vs. Philadelphia	10/3/99
101	Ike Hilliard at Washington	11/21/99
181	Amani Toomer vs. Jets	12/5/99



121	Ike Hilliard vs. Jets	12/5/99
162	Amari Toomer at St. Louis	12/19/99

GIANTS RECEIVING HONOR ROLL (11/19/2000-PRESENT) 100 YARDS OR MORE IN A GAME, CHRONOLOGICALLY

*Team Record

**Postseason Game

108	Amari Toomer vs. Detroit	11/19/00
136	Amari Toomer vs. Pittsburgh	12/10/00
193	Amari Toomer vs. Jacksonville	12/23/00
155*	Ike Hilliard vs. Minnesota	1/14/01
109	Amari Toomer at Washington	10/28/01
106	Ike Hilliard at Minnesota	11/19/01
124	Amari Toomer vs. Seattle	12/23/01
105	Ike Hilliard vs. Seattle	12/23/01
134	Amari Toomer vs. San Francisco	9/05/02
100	Amari Toomer vs. Seattle	9/22/02
107	Ron Dixon at Minnesota	11/10/02
111	Jeremy Shockey vs. Washington	11/17/02
113	Amari Toomer at Houston	11/24/02
104	Amari Toomer vs. Tennessee	12/1/02
204	Amari Toomer at Indianapolis	12/22/02
116	Jeremy Shockey at Indianapolis	12/22/02
136**	Amari Toomer at San Francisco	1/5/03
126	Amari Toomer vs. Dallas	9/15/03
110	Jeremy Shockey vs. Miami	10/5/03
100	Ike Hilliard at Minnesota	10/26/03
127	Amari Toomer at Jets	11/2/03
108	David Tyree at Philadelphia	11/16/03
110	Amari Toomer vs. Buffalo	11/30/03
126	Amari Toomer vs. Cleveland	9/26/04
102	Tiki Barber vs. Detroit	10/24/04
100	Amari Toomer at Arizona	11/14/04
102	Jamaar Taylor vs. Philadelphia	11/28/04
101	Jeremy Shockey at San Diego	9/6/05
204	Plaxico Burress vs. St. Louis	10/2/05
129	Jeremy Shockey at Dallas	10/16/05
113	Tiki Barber vs. Minnesota	11/13/05
111	Plaxico Burress vs. Philadelphia	11/20/05
127	Jeremy Shockey at Seattle	11/27/05
109	Plaxico Burress at Seattle	11/27/05
127	Jeremy Shockey at Philadelphia	12/11/05
128	Plaxico Burress at Oakland	12/31/05
137	Amari Toomer at Philadelphia	9/17/06
114	Plaxico Burress at Philadelphia	12/17/06
120	Plaxico Burress vs. Philadelphia	9/17/06
144	Plaxico Burress at Dallas	9/9/07
124	Plaxico Burress vs. Jets	10/7/07
129	Jeremy Shockey vs. Dallas	11/11/07
129	Jeremy Shockey vs. Dallas	12/9/07
136	Plaxico Burress at Philadelphia	1/20/08
151*	Plaxico Burress at Green Bay	9/4/08
133	Plaxico Burress vs. Washington	10/5/08
102	Domenik Hixon vs. Seattle	9/20/09
130	Mario Manningham at Dallas	9/20/09
134	Steve Smith at Dallas	10/4/09
130	Steve Smith at Kansas City	10/18/09
114	Hakeem Nicks at New Orleans	11/22/09
126	Mario Manningham vs. Atlanta	12/6/09
110	Steve Smith vs. Dallas	12/13/09
108	Hakeem Nicks vs. Philadelphia	9/26/10
103	Steve Smith vs. Tennessee	10/3/10
110	Hakeem Nicks vs. Chicago	10/30/10
130	Hakeem Nicks at Houston	10/25/10
108	Hakeem Nicks at Dallas	10/25/10
101	Steve Smith at Dallas	1/7/10
128	Hakeem Nicks at Seattle	12/19/10
113	Mario Manningham vs. Philadelphia	12/26/10
132	Mario Manningham at Green Bay	1/2/11
101	Mario Manningham at Washington	9/11/11
122	Hakeem Nicks at Washington	9/25/11
110	Victor Cruz at Philadelphia	10/2/11
162	Hakeem Nicks at Arizona	10/9/11
161	Victor Cruz vs. Seattle	11/20/11
128	Victor Cruz vs. Philadelphia	11/28/11
157	Victor Cruz at New Orleans	12/4/11
119	Victor Cruz vs. Green Bay	12/11/11
163	Hakeem Nicks at Dallas	1/1/12
164	Victor Cruz at Jets	1/8/12
178	Victor Cruz vs. Dallas	1/15/12
155**	Hakeem Nicks vs. Atlanta	1/22/12
165**	Hakeem Nicks at Green Bay	2/5/12
142**	Victor Cruz at San Francisco	9/16/12
109**	Hakeem Nicks vs. New England	9/16/12
179	Victor Cruz vs. Tampa Bay	9/20/12
138	Ramsey Barden at Carolina	9/30/12
109	Victor Cruz at Philadelphia	10/21/12
131	Victor Cruz vs. Washington	

104	Victor Cruz at Washington	12/3/12
121	Victor Cruz vs. New Orleans	12/9/12
118	Victor Cruz at Dallas	9/8/13
114	Hakeem Nicks at Dallas	9/8/13
101	Rueben Randle at Dallas	9/15/13
118	Victor Cruz vs. Denver	9/29/13
164	Victor Cruz at Kansas City	10/6/13
142	Hakeem Nicks vs. Philadelphia	11/17/13
110	Victor Cruz vs. Green Bay	12/8/13
135	Hakeem Nicks at San Diego	9/21/14
107	Victor Cruz vs. Houston	9/25/14
108	Victor Cruz at Washington	11/3/14
156	Odell Beckham Jr. vs. Indianapolis	11/9/14
108	Odell Beckham Jr. at Seattle	11/16/14
112	Rueben Randle vs. San Francisco	11/23/14
146	Odell Beckham Jr. vs. Dallas	12/7/14
130	Odell Beckham Jr. at Tennessee	12/14/14
143	Odell Beckham Jr. vs. Washington	12/21/14
148	Odell Beckham Jr. at St. Louis	12/21/14
132	Rueben Randle at St. Louis	12/28/14
185	Odell Beckham Jr. vs. Philadelphia	12/28/14
158	Rueben Randle vs. Philadelphia	9/20/15
146	Odell Beckham Jr. vs. Atlanta	9/24/15
116	Rueben Randle vs. Washington	10/11/15
121	Odell Beckham Jr. vs. San Francisco	11/1/15
130	Odell Beckham Jr. at New Orleans	11/8/15
105	Odell Beckham Jr. at Tampa Bay	11/15/15
104	Odell Beckham Jr. vs. New England	11/29/14
142	Odell Beckham Jr. at Washington	12/6/15
149	Odell Beckham Jr. vs. Jets	12/14/15
166	Odell Beckham Jr. at Miami	9/18/16
117	Sterling Shepard vs. New Orleans	9/25/16
121	Odell Beckham Jr. vs. Washington	10/16/16
222	Odell Beckham Jr. vs. Baltimore	12/4/16
100	Odell Beckham Jr. at Pittsburgh	12/22/16
150	Odell Beckham Jr. at Philadelphia	11/5/17
142	Sterling Shepard at San Francisco	12/17/17
139	Sterling Shepard vs. Philadelphia	9/9/18
109	Odell Beckham Jr. vs. Jacksonville	9/23/18
109	Odell Beckham Jr. at Houston	10/7/18
131	Odell Beckham Jr. at Carolina	10/22/18
143	Odell Beckham Jr. at Atlanta	10/22/18
167	Sterling Shepard at Atlanta	10/28/18
136	Odell Beckham Jr. vs. Washington	12/23/18
113	Sterling Shepard at Indianapolis	9/8/19
116	Evan Engram at Dallas	9/22/19
100	Sterling Shepard vs. Tampa Bay	9/22/19
113	Evan Engram vs. Tampa Bay	10/10/19
102	Golden Tate at New England	11/10/19
121	Darius Slayton at Jets	12/9/19
154	Darius Slayton at Philadelphia	12/15/19
111	Sterling Shepard vs. Miami	9/14/20
102	Darius Slayton vs. Pittsburgh	10/11/20
129	Darius Slayton at Dallas	11/29/20
129	Evan Engram at Cincinnati	1/2/21
112	Sterling Shepard vs. Dallas	9/12/21
113	Sterling Shepard vs. Denver	10/2/21
116	Kenny Golladay at New Orleans	10/2/21
189	Kadarius Toney at Dallas	10/10/21

YEARLY LEADERS

SCORING	YEAR	PLAYER	TD	PAT	FG	PTS
	1925	Jack McBride	2	7	2	25
	1926	Jack McBride	5	15	1	48
	1927	Jack McBride	6	15	2	57
	1928	Jack McBride	5	0	0	30
	1929	Henry Haines	11	0	0	66
	1930	Len Sedbrook	7	12	1	57
	1931	Hap Moran	5	8	1	35
	1932	Ray Flaherty	5	0	0	30
	1933	Ken Strong	6	13	5	64
	1934	Ken Strong	6	8	4	56
	1935	Dale Burnett	6	0	0	36
	1936	Tillie Manton	1	15	0	21
	1937	Ward Cuff	4	0	2	30
	1938	Ward Cuff	2	18	5	45
	1939	Ward Cuff	2	6	7	39
	1940	Ward Cuff	2	9	5	36
	1941	Ward Cuff	2	19	5	46
	1942	Ward Cuff	2	18	3	39
	1943	Bill Paschal	12	0	0	72
	1944	Bill Paschal	9	0	0	54
	1945	Frank Liebel	10	0	0	60
	1946	Ken Strong	0	32	4	44
	1947	Ken Strong	0	24	2	30

GIANTS SEASON LEADERS



1948	Bill Swiacki	10	0	0	60
1949	Gene Roberts	17	0	0	102
1950	Ray Poole	0	30	5	45
1951	Ray Poole	0	30	12	66
1952	Ray Poole	0	26	10	56
1953	Frank Gifford	9	2	1	47
1954	Ben Agajanian	0	35	13	74
1955	Ben Agajanian	0	32	10	62
1956	Frank Gifford	0	8	1	65
1957	Ben Agajanian	0	32	10	62
1958	Pat Summerall	0	28	12	64
1959	Pat Summerall	0	30	20	90
1960	Pat Summerall	0	32	13	71
1961	Pat Summerall	0	46	14	88
1962	Don Chandler	0	*47	19	104
1963	Don Chandler	0	52	18	106
1964	Don Chandler	0	27	9	54
1965	Tucker Frederickson	6	0	0	36
	Homer Jones	6	0	0	36
1966	Pete Gogolak	0	29	16	77
1967	Homer Jones	14	0	0	84
1968	Pete Gogolak	0	36	14	78
1969	Pete Gogolak	0	33	11	66
	Joe Morrison	11	0	0	66
1970	Pete Gogolak	0	32	25	107
1971	Pete Gogolak	0	30	6	48
1972	Pete Gogolak	0	34	21	97
1973	Pete Gogolak	0	25	17	76
1974	Pete Gogolak	0	21	10	51
1975	George Hunt	0	24	6	42
1976	Joe Danelo	0	20	8	44
1977	Joe Danelo	0	19	14	61
1978	Joe Danelo	0	27	21	90
1979	Billy Taylor	11	0	0	66
1980	Joe Danelo	0	27	16	75
1981	Joe Danelo	0	31	24	103
1982	Joe Danelo	0	18	12	54
1983	Ali Haji-Sheikh	0	22	*35	127
1984	Ali Haji-Sheikh	0	32	17	83
1985	Joe Morris	21	0	0	126
1986	Raul Allegre	0	33	24	105
1987	Raul Allegre	0	25	17	76
1988	Paul McFadden	0	25	14	67
1989	Ottis Anderson	14	0	0	84
1990	Matt Bahr	0	29	17	80
1991	Matt Bahr	0	24	22	90
1992	Rodney Hampton	14	0	0	84
1993	David Treadwell	0	28	25	103
1994	David Treadwell	0	22	11	55
1995	Brad Daluiso	0	28	20	88
1996	Brad Daluiso	0	22	24	94
1997	Brad Daluiso	0	27	22	93
1998	Brad Daluiso	0	32	21	95
1999	Carey Blanchard	0	19	18	73
2000	Brad Daluiso	0	34	17	85
2001	Morten Andersen	0	29	23	98
2002	Matt Bryant	0	30	26	108
2003	Matt Bryant	0	17	11	50
2004	Steve Christie	0	33	22	99
2005	Joy Feely	0	43	*35	*148
2006	Joy Feely	0	38	23	107
2007	Lawrence Tynes	0	40	23	109
2008	John Carney	0	38	35	143
2009	Lawrence Tynes	0	45	27	126
2010	Lawrence Tynes	0	43	19	100
2011	Lawrence Tynes	0	43	19	100
2012	Lawrence Tynes	0	46	33	144.5
2013	Josh Brown	0	31	23	100
2014	Josh Brown	0	44	24	116
2015	Josh Brown	0	44	30	134
2016	Odell Beckham Jr.	10	0	0	60
2017	Aldrick Rosas	0	20	18	74
2018	Aldrick Rosas	0	31	32	127
2019	Aldrick Rosas	0	33	11	66
2020	Graham Gano	0	21	31	114
2021	Graham Gano	0	17	29	104

*Single Season Club Record

RUSHING

YEAR	PLAYER	YDS	ATT	TD
1932	John McBride	302	84	1
1933	Harry Newman	437	130	3
1934	Harry Newman	483	141	3
1935	Elvin Richards	449	153	4
1936	Tuffy Leemans	830	206	2
1937	Hank Soar	442	120	2
1938	Tuffy Leemans	463	121	4
1939	Tuffy Leemans	429	128	3

1940	Tuffy Leemans	474	132	1
1941	Tuffy Leemans	332	100	4
1942	Merle Hapes	363	95	3
1943	Bill Paschal	572	147	10
1944	Bill Paschal	737	196	9
1945	Bill Paschal	247	59	2
1946	Frank Filchok	371	98	2
1947	Gene Roberts	296	86	1
1948	Gene Roberts	491	145	0
1949	Gene Roberts	634	152	9
1950	Eddie Price	703	126	4
1951	Eddie Price	971	271	7
1952	Eddie Price	748	183	5
1953	Sonny Grandelius	278	108	1
1954	Eddie Price	555	135	2
1955	Alex Webster	634	128	5
1956	Frank Gifford	819	159	5
1957	Frank Gifford	528	136	5
1958	Frank Gifford	468	115	8
1959	Frank Gifford	540	106	3
1960	Mel Triplett	573	124	4
1961	Alex Webster	928	196	2
1962	Alex Webster	743	207	5
1963	Phil King	613	161	3
1964	Ernie Wheelwright	402	100	0
1965	Tucker Frederickson	659	195	5
1966	Joe Morrison	327	94	0
1967	Ernie Koy	704	146	4
1968	Tucker Frederickson	486	142	1
1969	Joe Morrison	387	107	4
1970	Ron Johnson	1,027	263	8
1971	Bobby Duhon	344	93	1
1972	Ron Johnson	1,182	298	9
1973	Ron Johnson	902	260	6
1974	Joe Dawkins	561	156	2
1975	Joe Dawkins	438	129	2
1976	Doug Kotar	731	185	3
1977	Bob Hammond	577	154	3
1978	Doug Kotar	625	149	1
1979	Billy Taylor	700	198	7
1980	Billy Taylor	580	147	4
1981	Rob Carpenter	748	190	5
1982	Butch Woolfork	439	112	2
1983	Butch Woolfork	857	246	2
1984	Rob Carpenter	795	250	7
1985	Joe Morris	1,336	394	*21
1986	Joe Morris	1,516	341	14
1987	Joe Morris	658	193	3
1988	Joe Morris	1,083	307	5
1989	Ottis Anderson	1,023	325	14
1990	Ottis Anderson	784	225	11
1991	Rodney Hampton	1,059	256	10
1992	Rodney Hampton	1,141	247	14
1993	Rodney Hampton	1,077	292	5
1994	Rodney Hampton	1,075	327	6
1995	Rodney Hampton	1,182	306	10
1996	Rodney Hampton	827	254	1
1997	Charles Way	698	151	4
1998	Gary Brown	1,063	247	5
1999	Joe Montgomery	348	115	3
2000	Tiki Barber	1,006	213	8
2001	Tiki Barber	865	166	4
2002	Tiki Barber	1,387	304	11
2003	Tiki Barber	1,216	278	2
2004	Tiki Barber	1,518	322	13
2005	Tiki Barber	*1,860	*357	9
2006	Tiki Barber	1,662	327	5
2007	Brandon Jacobs	1,009	202	4
2008	Brandon Jacobs	1,089	219	15
2009	Brandon Jacobs	835	224	5
2010	Ahmad Bradshaw	1,235	276	8
2011	Ahmad Bradshaw	659	171	9
2012	Ahmad Bradshaw	1,015	221	6
2013	Andre Brown	492	139	3
2014	Andre Williams	721	217	7
2015	Rashad Jennings	863	195	3
2016	Rashad Jennings	593	181	3
2017	Orleans Darkwa	751	171	5
2018	Saquon Barkley	1,307	261	11
2019	Saquon Barkley	911	200	5
2020	Wayne Gallman Jr.	682	147	6
2021	Saquon Barkley	593	162	2
	Devontae Booker	593	145	2

*Single Season Club Record

PASSING

YEAR	PLAYER	ATT	COMP	YDS	TD	INT
1932	John McBride	74	36	363	6	9



GIANTS SEASON LEADERS



1933	Harry Newman	136	53	973	11	17
1934	Harry Newman	93	35	391	1	12
1935	Ed Danowski	113	57	794	10	9
1936	Ed Danowski	104	47	515	5	10
1937	Ed Danowski	134	66	814	8	5
1938	Ed Danowski	129	70	848	7	8
1939	Ed Danowski	101	42	437	3	6
1940	Ed Miller	73	35	505	4	7
1941	Tuffy Leemans	66	31	475	4	5
1942	Tuffy Leemans	69	35	555	7	4
1943	Tuffy Leemans	87	37	360	5	5
1944	Tuffy Leemans	86	36	651	6	8
1945	Arnie Herber	80	35	641	9	8
1946	Arnie Herber	169	87	1,262	12	*25
1947	Frank Filchok	197	85	1,461	14	16
1948	Paul Governali	299	162	2,175	22	13
1949	Charlie Conerly	305	152	2,138	17	20
1950	Charlie Conerly	132	56	1,000	8	7
1951	Charlie Conerly	189	93	1,277	10	22
1952	Charlie Conerly	169	82	1,090	13	10
1953	Charlie Conerly	303	143	1,711	13	*25
1954	Charlie Conerly	210	103	1,439	17	11
1955	Charlie Conerly	202	98	1,310	13	13
1956	Charlie Conerly	174	90	1,143	10	7
1957	Charlie Conerly	232	128	1,712	11	11
1958	Charlie Conerly	184	88	1,199	10	9
1959	Charlie Conerly	194	113	1,706	14	4
1960	George Snow	155	78	1,263	11	13
1961	Y.A. Tittle	285	163	2,272	17	12
1962	Y.A. Tittle	375	200	3,224	33	20
1963	Y.A. Tittle	367	221	3,145	*36	14
1964	Y.A. Tittle	281	147	1,798	10	22
1965	Earl Morrall	302	155	2,446	22	12
1966	Gary Wood	170	81	1,142	6	13
1967	Fran Tarkenton	377	204	3,088	29	19
1968	Fran Tarkenton	337	182	2,555	21	12
1969	Fran Tarkenton	409	220	2,918	23	8
1970	Fran Tarkenton	389	219	2,777	19	12
1971	Fran Tarkenton	386	226	2,567	11	21
1972	Norm Snead	325	196	2,307	17	12
1973	Norm Snead	235	131	1,483	7	8
1974	Craig Morton	237	122	1,510	9	13
1975	Craig Morton	363	186	2,359	11	16
1976	Craig Morton	284	153	1,865	9	20
1977	Joe Pisarcik	241	103	1,346	4	14
1978	Joe Pisarcik	301	143	2,096	12	23
1979	Phil Simms	265	134	1,743	13	14
1980	Phil Simms	402	193	2,321	15	19
1981	Phil Simms	316	172	2,031	11	9
1982	Scott Brunner	298	161	2,017	10	9
1983	Scott Brunner	386	190	2,516	9	22
1984	Phil Simms	*533	*286	4,044	22	18
1985	Phil Simms	495	275	3,829	22	20
1986	Phil Simms	468	259	3,847	21	22
1987	Phil Simms	282	163	2,230	17	9
1988	Phil Simms	479	263	3,359	21	11
1989	Phil Simms	405	228	3,061	14	14
1990	Phil Simms	311	184	2,284	15	4
1991	Jeff Hostetler	285	179	2,032	5	4
1992	Jeff Hostetler	192	103	1,225	8	3
1993	Phil Simms	400	247	3,038	15	9
1994	Dave Brown	350	201	2,536	12	16
1995	Dave Brown	456	254	2,814	11	10
1996	Dave Brown	398	214	2,412	12	20
1997	Danny Kanell	294	156	1,740	11	9
1998	Danny Kanell	299	160	1,603	11	10
1999	Kerry Collins	332	191	2,316	8	11
2000	Kerry Collins	529	311	3,610	22	13
2001	Kerry Collins	568	327	3,764	19	16
2002	Kerry Collins	545	335	*4,073	19	14
2003	Kerry Collins	500	284	3,110	13	16
2004	Kurt Warner	277	174	2,054	6	4
2005	Eli Manning	557	294	3,762	24	17
2006	Eli Manning	522	301	3,244	24	18
2007	Eli Manning	529	297	3,336	23	20
2008	Eli Manning	479	289	3,238	21	10
2009	Eli Manning	509	317	4,021	27	14
2010	Eli Manning	539	339	4,002	31	*25
2011	Eli Manning	*589	*359	4,033	29	16
2012	Eli Manning	536	323	3,948	26	15
2013	Eli Manning	551	317	3,818	18	*27
2014	Eli Manning	*601	*379	4,410	30	14
2015	Eli Manning	*618	*387	4,432	35	14
2016	Eli Manning	598	377	4,027	26	16
2017	Eli Manning	571	352	3,468	19	13
2018	Eli Manning	576	380	4,299	21	11
2019	Daniel Jones	459	284	3,027	24	12

2020	Daniel Jones	448	280	2,943	11	10
2021	Daniel Jones	361	232	2,428	10	7
*Single Season Club Record						
RECEIVING						
YEAR	PLAYER	NO	YDS	TD		
1932	Ray Flaherty	21	350	5		
1933	Dale Burnett	12	212	3		
1934	Morris Badgro	16	206	1		
1935	Tod Goodwin	26	432	4		
1936	Dale Burnett	16	246	3		
1937	Tuffy Leemans	11	157	1		
1938	Hank Soar	13	164	2		
	Dale Burnett	13	145	1		
1939	Hank Soar	12	134	0		
1940	Leland Shaffer	15	121	2		
1941	Ward Cuff	19	317	2		
1942	Ward Cuff	16	267	2		
1943	Bill Walls	14	231	2		
1944	O'Neal Adams	14	342	1		
1945	Frank Liebel	22	593	10		
1946	Ray Poole	24	307	3		
1947	Ray Poole	23	395	4		
1948	Bill Swiacki	39	550	10		
1949	Bill Swiacki	47	652	4		
1950	Bill Swiacki	20	280	3		
1951	Joe Scott	23	356	2		
1952	Bill Stribling	26	399	5		
1953	Kyle Rote	26	440	5		
	Eddie Price	26	233	1		
1954	Bob Schnelker	30	550	8		
1955	Frank Gifford	33	437	4		
1956	Frank Gifford	51	603	4		
1957	Frank Gifford	41	588	4		
1958	Frank Gifford	29	330	2		
1959	Frank Gifford	42	768	4		
1960	Kyle Rote	42	750	2		
1961	Del Shofner	68	1,125	11		
1962	Del Shofner	53	1,133	12		
1963	Del Shofner	64	1,181	9		
1964	Aaron Thomas	43	624	6		
1965	Joe Morrison	41	574	4		
1966	Homer Jones	48	1,044	8		
1967	Aaron Thomas	51	877	9		
1968	Homer Jones	45	1,057	7		
1969	Joe Morrison	44	647	7		
1970	Clifton McNeil	50	764	4		
1971	Bob Tucker	55	791	4		
1972	Bob Tucker	55	764	4		
1973	Bob Tucker	50	681	5		
1974	Joe Dawkins	46	332	3		
1975	Walker Gillette	43	600	2		
1976	Bob Tucker	42	498	1		
1977	Jim Robinson	22	422	1		
1978	Jim Robinson	32	620	2		
	Johnny Perkins	32	514	3		
1979	Gary Shirk	31	471	2		
1980	Earnest Gray	52	777	10		
1981	Johnny Perkins	52	858	6		
1982	Tom Mullady	27	287	0		
1983	Earnest Gray	78	1,139	5		
1984	Zeke Mowatt	48	698	7		
	Bob Johnson	48	795	6		
1985	Lionel Manuel	49	859	6		
1986	Mark Bavaro	66	1,001	4		
1987	Mark Bavaro	55	867	8		
1988	Lionel Manuel	65	1,029	4		
1989	Odessa Turner	38	467	4		
1990	David Meggett	39	410	1		
1991	Mark Ingram	51	824	3		
1992	Ed McCaffrey	49	610	5		
1993	Mark Jackson	58	708	4		
1994	Mike Sherrard	53	825	6		
1995	Chris Calloway	56	796	3		
1996	Chris Calloway	53	739	4		
	Thomas Lewis	53	694	4		
1997	Chris Calloway	58	849	8		
1998	Chris Calloway	62	812	6		
1999	Amani Toomer	79	1,183	6		
2000	Amani Toomer	78	1,094	7		
2001	Amani Toomer	72	1,054	5		
	Tiki Barber	72	577	0		
2002	Amani Toomer	82	1,343	8		
2003	Tiki Barber	69	461	1		
2004	Jeremy Shockey	61	666	6		
2005	Plaxico Burress	76	1,214	7		
2006	Jeremy Shockey	66	623	7		
2007	Plaxico Burress	70	1,025	12		



GIANTS SEASON LEADERS



2008	Steve Smith	57	574	1
2009	Steve Smith	*107	1,220	7
2010	Hakeem Nicks	79	1,052	11
2011	Victor Cruz	82	*1,536	9
2012	Victor Cruz	86	1,092	10
2013	Victor Cruz	73	998	4
2014	Odell Beckham Jr.	91	1,305	12
2015	Odell Beckham Jr.	96	1,450	*13
2016	Odell Beckham Jr.	102	1,367	10
2017	Evan Engram	64	722	6
2018	Saquon Barkley	91	721	4
2019	Sterling Shepard	57	576	3
2020	Sterling Shepard	66	656	3
2021	Evan Engram	46	408	3

*Single Season Club Record

INTERCEPTIONS

YEAR	PLAYER	NO	YDS
1940	Doug Oldershaw	4	48
	Leland Shaffer	4	14
1941	Ward Cuff	4	152
	George Franck	4	94
1942	Merle Hapes	3	49
	Hank Soar	3	31
1943	Dave Brown	6	64
1944	Howard Livingston	9	172
1945	Howard Livingston	3	65
1946	Frank Liebel	5	117
1947	Frank Reagan	10	203
1948	Frank Reagan	9	145
1949	Emlen Tunnel	10	251
1950	Otto Schnellbacher	8	99
1951	Otto Schnellbacher	*11	194
1952	Tom Landry	8	99
1953	Emlen Tunnel	6	117
1954	Emlen Tunnel	8	108
	Tom Landry	8	71
1955	Emlen Tunnel	7	76
1956	Emlen Tunnel	6	87
1957	Emlen Tunnel	6	87
1958	Jim Patton	*11	183
1959	Dick Nolan	5	57
	Lindon Crow	5	54
	Jim Patton	5	13
1960	Jim Patton	6	100
1961	Dick Lynch	9	60
1962	Jim Patton	7	125
1963	Dick Lynch	9	*251
1964	Dick Lynch	4	68
1965	Carl Lockhart	4	117
	Dick Lynch	4	38
1966	Carl Lockhart	5	20
1967	Carl Lockhart	5	38
1968	Willie Williams	10	103
1969	Bruce Maher	5	112
1970	Willie Williams	6	114
1971	Willie Williams	5	58
1972	Carl Lockhart	4	56
	Willie Williams	4	42
	Richmond Flowers	4	30
	Pete Athas	4	11
1973	Pete Athas	5	52
1974	Chuck Crist	3	20
1975	Bobby Brooks	4	38
1976	Rick Valk	2	14
	Brad Van Pelt	2	13
	Jim Steinke	2	0
1977	Bill Bryant	3	54
1978	Terry Jackson	7	115
1979	Brian Kelley	3	41
	Harry Carson	3	28
	Terry Jackson	3	10
1980	Mike Dennis	5	68
1981	Beasley Reece	4	84
1982	Terry Jackson	4	75
1983	Terry Jackson	6	20
1984	Mark Haynes	7	90
1985	Elvis Patterson	6	88
1986	Terry Kinard	4	52
	Perry Williams	4	31
1987	Terry Kinard	5	163
1988	Sheldon White	4	70
1989	Terry Kinard	5	135
1990	Everson Walls	6	80
1991	Mark Collins	4	77
	Everson Walls	4	7
1992	Greg Jackson	4	71
1993	Mark Collins	4	77

	Greg Jackson	4	32
1994	John Booty	3	95
	Phillippi Sparks	3	4
1995	Vencie Glenn	5	91
	Phillippi Sparks	5	11
1996	Jason Sehorn	5	61
1997	Jason Sehorn	6	74
1998	Percy Ellsworth	5	92
1999	Percy Ellsworth	6	80
2000	Emmanuel McDaniels	6	30
2001	Will Allen	4	27
2002	Jason Sehorn	2	31
	William Peterson	2	1
	Shaun Williams	2	-2
2003	Frank Walker	2	74
	Ralph Brown	2	51
	Will Allen	2	23
2004	Johnnie Harris	2	3
	Gibril Wilson	3	39
	Brent Alexander	3	3
2005	Brent Alexander	4	45
2006	Kevin Dockery	2	100
	R.W. McQuarters	2	67
	Mathias Kiwanuka	2	44
	Will Demps	2	39
	Sam Madison	2	28
	Gibril Wilson	2	25
	Fred Robbins	2	12
2007	Sam Madison	4	59
	Gibril Wilson	4	12
2008	Corey Webster	3	65
	James Butler	3	62
	Aaron Ross	3	58
2009	Terrell Thomas	5	87
2010	Terrell Thomas	5	56
2011	Corey Webster	6	71
2012	Stevie Brown	8	*307
2013	Antrel Rolle	6	23
2014	Quintin Demps	4	19
2015	Trumaine McBride	3	84
	Dominique Rodgers Cromartie	3	72
2016	Dominique Rodgers Cromartie	6	28
2017	Janoris Jenkins	3	113
	Ross Cockrell	3	1
2018	Alec Ogletree	5	61
2019	Janoris Jenkins	4	84
2020	James Bradberry	3	19
2021	Xavier McKinney	5	64

*Single Season Club Record

SACKS (OFFICIAL STATISTIC SINCE 1982)

YEAR	PLAYER	SACKS
1982	Lawrence Taylor	7.5
1983	George Martin	9.0
	Lawrence Taylor	9.0
1984	Lawrence Taylor	11.5
1985	Leonard Marshall	15.5
1986	Lawrence Taylor	20.5
1987	Lawrence Taylor	12.0
1988	Lawrence Taylor	15.5
1989	Lawrence Taylor	15.0
1990	Lawrence Taylor	10.5
1991	Leonard Marshall	11.0
1992	Lawrence Taylor	5.0
1993	Keith Hamilton	11.5
1994	Keith Hamilton	6.5
1995	Michael Strahan	7.5
1996	Chad Bratzke	5.0
	Michael Strahan	5.0
1997	Michael Strahan	14.0
1998	Michael Strahan	15.0
1999	Jessie Armstead	9.0
2000	Keith Hamilton	10.5
2001	Michael Strahan	*22.5
2002	Michael Strahan	11.0
2003	Michael Strahan	18.5
2004	Osi Umenyiora	7.0
2005	Osi Umenyiora	14.5
2006	Osi Umenyiora	6.0
2007	Osi Umenyiora	13.0
2008	Justin Tuck	12.0
2009	Osi Umenyiora	7.0
2010	Osi Umenyiora	11.5
	Justin Tuck	11.5
2011	Jason Pierre-Paul	16.5
2012	Jason Pierre-Paul	6.5



2013	Justin Tuck	11.0
2014	Jason Pierre-Paul	12.5
2015	Robert Ayers	9.5
2016	Olivier Vernon	8.5
2017	Jason Pierre-Paul	8.5
2018	Olivier Vernon	7.0
2019	Markus Golden	10.0
2020	Leonard Williams	11.5
2021	Azeez Ojulari	8.0

Single Season Club Record

ALL-PURPOSE YARDS

YEAR	PLAYER	RUSH	REC	PUNT	KO	INTUM	TOT
1942	Merle Hapes	363	79	170	215	49	876
1943	Bill Paschal	572	74	92	183	0	921
1944	Bill Paschal	737	0	102	260	0	1,099
1945	Ward Cuff	214	172	124	105	0	-13
1946	Bill Paschal	362	78	111	158	0	709
1947	George Cheverko	63	300	88	135	54	640
1948	Joe Scott	198	235	25	569	10	1,037
1949	Gene Roberts	634	711	0	16	0	1,361
1950	Joe Scott	322	240	23	351	0	936
1951	Eddie Price	971	19	0	0	0	990
1952	Emlien Tunnell	0	411	364	149	3	927
1953	Frank Gifford	157	292	106	327	0	882
1954	Eddie Price	555	352	0	0	0	910
1955	Alex Webster	634	269	0	0	0	903
1956	Frank Gifford	819	603	0	0	0	1,422
1957	Frank Gifford	528	588	0	0	0	1,116
1958	Frank Gifford	468	330	0	0	0	798
1959	Frank Gifford	540	768	0	0	0	1,308
1960	Kyle Rote	0	750	0	0	0	750
1961	Alex Webster	928	313	0	0	0	1,241
1962	Alex Webster	743	477	0	0	0	1,220
1963	Del Shofner	0	1,181	0	0	0	1,181
1964	Clarence Childs	102	97	40	987	0	1,226
1965	Tucker Frederickson	659	177	0	0	0	836
1966	Homer Jones	43	1,044	0	0	0	1,087
1967	Homer Jones	60	1,209	0	38	8	1,315
1968	Homer Jones	18	1,057	0	0	0	1,075
1969	Joe Morrison	387	647	0	0	0	1,034
1970	Ron Johnson	1,027	487	0	140	0	1,654
1971	Rocky Thompson	177	85	0	947	0	1,209
1972	Ron Johnson	1,182	451	0	0	0	1,633
1973	Ron Johnson	902	377	0	0	0	1,279
1974	Leon McQuay	240	59	81	689	0	1,069
1975	Doug Kolar	378	86	5	405	0	874
1976	Doug Kolar	731	319	0	39	0	1,089
1977	Bobby Hammond	577	136	334	419	0	1,466
1978	Bobby Hammond	554	173	157	290	0	1,174
1979	Billy Taylor	700	253	0	131	0	1,084
1980	Alvin Garrett	31	69	287	527	0	914
1981	Leon Bright	197	291	410	481	0	1,379
1982	Butch Woolfork	439	224	0	428	0	1,091
1983	Butch Woolfork	857	368	0	13	0	1,238
1984	Rob Carpenter	795	209	0	0	0	1,004
1985	Joe Morris	1,336	212	0	25	0	1,573
1986	Joe Morris	1,516	233	0	0	0	1,749
1987	Mark Bavaro	0	867	0	0	0	867
1988	Joe Morris	1,083	166	0	0	0	1,249
1989	David Meggett	117	531	582	577	0	1,807
1990	David Meggett	164	410	467	492	0	1,533
1991	Rodney Hampton	1,059	283	0	204	0	1,546
1992	Rodney Hampton	1,141	215	0	0	0	1,356
1993	David Meggett	329	319	331	403	0	1,382
1994	David Meggett	298	293	323	548	0	1,462
1995	Rodney Hampton	1,182	142	0	0	0	1,324
1996	Tyronne Wheatley	458	578	0	503	0	954
1997	Charles Wray	698	304	0	46	0	1,048
1998	Gary Brown	1,063	36	0	0	0	1,099
1999	Tiki Barber	258	609	506	266	0	1,639
2000	Tiki Barber	1,006	719	332	28	0	2,085
2001	Tiki Barber	865	577	338	0	0	1,782
2002	Tiki Barber	1,387	597	5	0	0	1,989
2003	Tiki Barber	1,216	461	0	0	0	1,677
2004	Tiki Barber	1,518	578	0	0	0	2,096
2005	Tiki Barber	1,860	530	0	0	0	2,390
2006	Tiki Barber	1,662	465	0	0	0	2,127
2007	Brandon Jacobs	1,009	174	0	0	0	1,183
2008	Derrick Ward	1,025	384	0	21	0	1,430
2009	Domenik Hixon	0	187	256	1,291	0	1,731
2010	Ahmad Bradshaw	1,235	314	0	0	0	1,549
2011	Ahmad Bradshaw	659	267	0	0	0	926
2012	David Wilson	358	34	0	1,533	0	1,925
2013	Victor Cruz	0	998	0	0	0	998
2014	Odell Beckham Jr.	35	1,305	171	0	0	1,511
2015	Odell Beckham Jr.	3	1,450	26	0	0	1,479
2016	Odell Beckham Jr.	9	1,367	10	0	0	1,376
2017	Orleans Darkwa	751	116	0	0	0	867
2018	Saquon Barkley	1,307	721	0	0	0	2,028
2019	Saquon Barkley	911	413	0	0	0	1,324
2020	Wayne Gallman	682	114	0	0	0	796
2021	Devontae Booker	593	268	0	0	0	861

*Single Season Club Record

57	Aldrick Rosas vs. Chicago	Dec. 2, 2018
56	Ali Haji-Sheikh, at Detroit	Nov. 7, 1963
	Ali Haji-Sheikh, vs. Green Bay	Sept. 26, 1983
55	Graham Gano, at Washington	Sept. 16, 2021
	Graham Gano, vs. Dallas	Oct. 11, 2020
54	Joe Danelo, vs. New Orleans	Sept. 20, 1981
	Graham Gano, at Philadelphia	Dec. 26, 2020
	Graham Gano, vs. Dallas	Oct. 11, 2020
	Brad Daluiso, vs. Phoenix	Nov. 28, 1993
	Matt Bahr, vs. Houston	Dec. 21, 1991
	Joe Danelo, at Seattle	Oct. 18, 1981
	Pete Gogolak, vs. Dallas	Nov. 8, 1970
53	Graham Gano, vs. Carolina	Oct. 24, 2021
	Aldrick Rosas at Carolina	Oct. 7, 2018
	Josh Brown, vs. New England	Nov. 15, 2015
	Josh Brown, at Tampa Bay	Nov. 8, 2015
	Josh Brown, at Tampa Bay	Dec. 28, 2014
	Lawrence Tynes, at Dallas	Oct. 25, 2010
	Steve Christie, at Philadelphia	Sept. 12, 2004
	Raul Allegre, at Philadelphia	Nov. 15, 1987
	Don Chandler, at Dallas	Dec. 1, 1963

LONGEST RUN FROM SCRIMMAGE

95	Tiki Barber, at Oakland (TD)	Dec. 31, 2005
91	Hap Moran, vs. Green Bay	Nov. 23, 1930
88	Ahmad Bradshaw, at Buffalo (TD)	Dec. 23, 2007
80	Daniel Jones, at Philadelphia	Oct. 22, 2020
	Eddie Price, at Philadelphia (TD)	Dec. 9, 1951
79	Frank Gifford, vs. Washington	Nov. 29, 1959
78	Saquon Barkley, at Washington (TD)	Dec. 9, 2018
	Tiki Barber, vs. Arizona (TD)	Sept. 3, 2000
77	Ahmad Bradshaw, vs. Baltimore	Nov. 16, 2008
	Bill Paschal, vs. Cleveland Rams (TD)	Nov. 4, 1945
75	Orleans Darkwa, vs. Washington (TD)	Dec. 31, 2017
	Eddie Price, at Chicago Cardinals (TD)	Nov. 2, 1952
	Tuffy Leemans, vs. Green Bay (TD)	Nov. 20, 1938
74	Eddie Price, at Philadelphia	Dec. 10, 1950
73	Brandon Jacobs, at Minnesota	Dec. 13, 2010
72	Tiki Barber, at Philadelphia (TD)	Oct. 12, 2004
71	Alex Webster, at Chicago Cardinals	Oct. 2, 1955
70	Tiki Barber, at Houston	Nov. 24, 2002
	Joe Morrison, at Philadelphia (TD)	Sept. 29, 1963
	Frank Filchock, at Pittsburgh (TD)	Oct. 9, 1946
	Kirk Richards, vs. Brooklyn (TD)	Oct. 22, 1933

LONGEST PASS COMPLETION

99	Eli Manning (to Victor Cruz) (TD) at Jets	Dec. 24, 2011
98	Earl Morall (to Homer Jones) (TD) at Pittsburgh	Sept. 11, 1966
94	Norm Sneed (to Rich Houston) (TD) vs. Dallas	Sept. 24, 1972
92	Eli Manning (to Mario Manningham) (TD) at Washington	Jan. 2, 2011
89	Earl Morall (to Homer Jones) (TD) vs. Philadelphia	Oct. 17, 1965
88	Frank Reagan (to George Franck) (TD) vs. Washington	Oct. 12, 1947
87	Eli Manning (to Odell Beckham Jr.) (TD) vs. New England	Nov. 15, 2015
	Kent Graham (to Tiki Barber) (TD) at Arizona	Dec. 6, 1998
85	Eli Manning (to Mario Manningham) (TD) at Green Bay	Dec. 26, 2010
	Jeff Hostetler (to Stephen Baker) (TD) at New Orleans	Nov. 27, 1988
	Charlie Conerly (to Choo-Choo Roberts) (TD) vs. Chicago Bears	Oct. 23, 1949
84	Eli Manning (to Odell Beckham Jr.) (TD) at Miami	Dec. 14, 2015
	Fran Tarkenton (to Homer Jones) at Pittsburgh	Sept. 15, 1968
83	Frank Gifford (to Eddie Price) (TD) at Cleveland	Oct. 31, 1954
82	Kerry Collins (to Amani Toomer) (TD) at Indianapolis	Dec. 22, 2002
	Joe Pisarcik (to Ed Marshall) at Washington	Oct. 23, 1977
	Fran Tarkenton (to Homer Jones) (TD) vs. Washington	Sept. 29, 1968
	Tom Kennedy (to Homer Jones) (TD) vs. Pittsburgh	Dec. 11, 1966

LONGEST INTERCEPTION RETURN

102	Eric Barnes, at Dallas (TD)	Oct. 15, 1961
101	Henry Carr, at Rams (TD)	Nov. 13, 1966
97	Lawrence Taylor, at Detroit (TD)	Nov. 25, 1982
96	Lawrence Taylor, at Detroit (TD)	Oct. 23, 2006
	Ward Cuff, vs. Washington (TD)	Dec. 4, 1938
95	Sam Gaines, vs. Philadelphia (TD)	Aug. 31, 1997
91	Ryan Mundy, at Dallas	Sept. 8, 2013
89	Bruce Maher, at Dallas	Nov. 10, 1968
84	Dale Burnett, vs. Green Bay	Nov. 26, 1933

GIANTS LONGEST PLAYS

LONGEST FIELD GOAL

82	Dick Lynch, vs. Dallas	Oct. 20, 1963
78	George Martin, vs. Denver (TD)	Nov. 23, 1986
77	Doug Wycoff, vs. Brooklyn Dodgers	Oct. 25, 1931
75	Vencie Glenn, at Washington (TD)	Oct. 29, 1995
	Vencie Glenn, at Washington	Nov. 10, 1963

LONGEST PUNT

90	Rodney Williams, at Denver	Sept. 10, 2001
74	Len Younce, vs. Chicago Bears	Nov. 14, 1943
	Don Chandler, at Dallas	Oct. 11, 1964
73	Dave Jennings, vs. Houston	Dec. 5, 1982
72	Dave Jennings, vs. Dallas	Nov. 4, 1979
	Len Younce, at Brooklyn Tigers	Oct. 15, 1944
	Carl Kinscherf, at Phil.-Pitt.	Oct. 9, 1943
71	Riley Dixon, vs. Philadelphia	Nov. 15, 2020
	Steve Weatherford, at Philadelphia	Oct. 12, 2014
	Sean Landeta, vs. Green Bay	Nov. 8, 1992
	Sean Landeta, vs. Philadelphia	Dec. 3, 1989
	Kay Eakin, vs. Cleveland	Nov. 16, 1941
70	George Frank, vs. Philadelphia	Oct. 12, 1941

LONGEST PUNT RETURN

95	Al Bloodgood, at Pottsville	Sept. 30, 1928
87	Amani Toomer, vs. Buffalo (TD)	Sept. 1, 1996
85	Tiki Barber, vs. Dallas (TD)	Oct. 18, 1999
83	Eddie Dove, at Philadelphia	Sept. 29, 1963
81	Bosh Pritchard, at Chicago Cardinals	Nov. 25, 1951

	Emlen Tunnell, vs. Chicago Cardinals (TD)	Oct. 14, 1951
76	David Meggett, vs. Raiders (TD)	Dec. 24, 1989
75	Hinkey Haines, vs. N.Y. Yanks	Dec. 4, 1927
	David Meggett, at New Orleans (TD)	Dec. 20, 1993
74	Emlen Tunnell, at N.Y. Yanks (TD)	Dec. 16, 1951
71	Emlen Tunnell, vs. Philadelphia (TD)	Oct. 21, 1951
70	David Meggett, at Tampa Bay (TD)	Nov. 24, 1991

LONGEST KICKOFF RETURN

100	Dwayne Harris, vs. Dallas (TD)	Oct. 25, 2015
	Clarence Childs, vs. Minnesota (TD)	Dec. 6, 1964
	Emlen Tunnell, vs. N.Y. Yanks (TD)	Nov. 4, 1951
99	Joe Scott, vs. Rams (TD)	Nov. 14, 1948
98	Jimmy Patton, vs. Washington (TD)	Oct. 30, 1955
97	David Wilson, vs. New Orleans (TD)	Dec. 9, 2012
	Jack Hagerly, vs., Buffalo Bisons (TD)	Nov. 5, 1929
95	Willie Ponder, vs. Arizona (TD)	Sept. 11, 2005
	Jack Salschieder, at Chicago Cardinals (TD)	Oct. 30, 1949
93	Rocky Thompson, at St. Louis (TD)	Oct. 3, 1971
	Harry Newman, at Boston Redskins (TD)	Oct. 7, 1934
92	Derrick Ward, at Washington (TD)	Dec. 5, 2004
	David Meggett, vs. Philadelphia (TD)	Nov. 22, 1992
	Rocky Thomas, at Detroit (TD)	Sept. 17, 1972
91	Willie Ponder, vs. Pittsburgh (TD)	Dec. 18, 2004
	Thomas Lewis, vs. Washington (TD)	Dec. 10, 1995

A blue-tinted photograph of football players celebrating. In the upper left, a player in a dark jersey with the number 11 holds a trophy high. In the upper right, a player in a white jersey with "SUPER BOWL CHAMPIONS" printed on it looks upwards. In the lower left, a player in a white jersey with the number 92 is visible. In the lower right, another player in a white jersey with the number 24 is seen. A red oval is drawn around the word "POSTSEASON" in the center of the image.

POSTSEASON

GIANTS POSTSEASON RECORD (24-25)

YEAR	RECORD	POSTSEASON GAME	DATE	OPPONENT	NYG	OPP.
1933	11-3	NFL Championship	12-17	at Chicago	21	23 (L)
1934	8-5	NFL Championship	12-9	vs Chicago	30	13 (W)
1935	9-3	NFL Championship	12-15	at Detroit	7	26 (L)
1938	8-2-1	NFL Championship	12-11	vs Green Bay	23	17 (W)
1939	9-1-1	NFL Championship	12-10	at Green Bay	0	27 (L)
1941	8-3	NFL Championship	12-21	at Chicago	9	37 (L)
1943	6-3-1	Eastern Division Playoff	12-19	vs Washington	0	28 (L)
1944	8-1-1	NFL Championship	12-17	vs Green Bay	7	14 (L)
1946	7-3-1	NFL Championship	12-15	vs Chicago	14	24 (L)
1950	10-2	American Conf. Playoff	12-17	at Cleveland	3	8 (L)
1956	8-3-1	NFL Championship	12-30	vs Chicago	47	7 (W)
1958	9-3	Eastern Conf. Playoff	12-21	vs Cleveland	10	0 (W)
		NFL Championship	12-28	vs Baltimore	17	23 (L) OT
1959	10-2	NFL Championship	12-27	at Baltimore	16	31 (L)
1961	10-3-1	NFL Championship	12-31	at Green Bay	0	37 (L)
1962	12-2	NFL Championship	12-30	vs Green Bay	7	16 (L)
1963	11-3	NFL Championship	12-29	at Chicago	10	14 (L)
1981	9-7	NFC Wild Card	12-27	at Philadelphia	27	21 (W)
		NFC Divisional Playoff	1-3-82	at San Francisco	24	38 (L)
1984	9-7	NFC Wild Card	12-23	at LA Rams	16	13 (W)
		NFC Divisional Playoff	12-29	at San Francisco	10	21 (L)
1985	10-6	NFC Wild Card	12-29	vs San Francisco	17	3 (W)
1985		NFC Divisional Playoff	1-5-86	at Chicago	0	21 (L)
1986	14-2	NFC Divisional Playoff	1-4-87	vs San Francisco	49	3 (W)
		NFC Championship	1-11-87	vs Washington	17	0 (W)
		Super Bowl XXI	1-25-87	vs Denver (Pasadena, CA)	39	20 (W)
1989	12-4	NFC Divisional Playoff	1-7-90	vs LA Rams	13	19 (L) OT
1990	13-3	NFC Divisional Playoff	1-13-91	vs Chicago	31	3 (W)
		NFC Championship	1-20-91	at San Francisco	15	13 (W)
		Super Bowl XXV	1-27-91	vs Buffalo (Tampa, FL)	20	19 (W)
1993	11-5	NFC Wild Card	1-9-94	vs Minnesota	17	10 (W)
		NFC Divisional Playoff	1-15-94	at San Francisco	3	44 (L)
1997	10-5-1	NFC Wild Card	12-27-97	vs Minnesota	22	23 (L)
2000	12-4	NFC Divisional Playoff	1-7-01	vs. Philadelphia	20	10 (W)
		NFC Championship	1-14-01	vs. Minnesota	41	0 (W)
		Super Bowl XXXV	1-28-01	vs. Baltimore (Tampa, FL)	7	34 (L)
2002	10-6	NFC Wild Card	1-5-03	at San Francisco	38	39 (L)
2005	11-5	NFC Wild Card	1-8-06	vs. Carolina	0	23 (L)
2006	8-8	NFC Wild Card	1-7-07	at Philadelphia	20	23 (L)
2007	10-6	NFC Wild Card	1-6-08	at Tampa Bay	24	14 (W)
		NFC Divisional Playoff	1-13-08	at Dallas	21	17 (W)
		NFC Championship Game	1-20-08	at Green Bay	23	20 (W) OT
		Super Bowl XLII	2-03-08	at New England (Glendale, AZ)	17	14 (W)
2008	12-4	NFC Divisional Playoff	1-11-09	vs. Philadelphia	11	23 (L)
2011	9-7	NFC Wild Card	1-8-12	vs. Atlanta	24	2 (W)
		NFC Divisional Playoff	1-15-12	at Green Bay	37	20 (W)
		NFC Championship Game	1-22-12	at San Francisco	20	17 (W) OT
		Super Bowl XLVI	2-5-12	vs. New England	21	17 (W)
2016	11-5	NFC Wild Card	1-8-17	at Green Bay	13	38 (L)

GIANTS POSTSEASON CAPSULES

1927 GIANTS 13, CHICAGO BEARS 7

NFL CHAMPIONS

Led by Steve Owen, the Giants finished with an 11-1-1 record, then stunned Red Grange, John Driscoll and the Bears 13-7 at the Polo Grounds. "It was the toughest, roughest football game I ever played in," Owen would say later. With the score tied 7-7, the Bears drove to the Giants' one-yard line, but Owen and Cal Hubbard spearheaded a goal line defense which held the Bears out of the end zone. Hinkney Haines then faked a punt from his own end zone and completed a pass to Charlie Corgan for a 58-yard gain that set up the winning score and elation for Tim Mara and the Giants.

* Victory clinched the NFL Championship- there was no Championship game in 1927.

GIANTS POSTSEASON CAPSULES

1933 BEARS 23, GIANTS 21

NFL Championship
Dec. 17 at Wrigley Field (26,000)

First NFL title game... Billy Karr scored game-winning touchdown with less than a minute to go on 32-yard lateral play... It was Karr's second TD of game... Giant QB Harry Newman completed remarkable (at the time) 12 of 17 for 201 yards and 2 TD's.

GIANTS (11-4) 0 7 7 7 21

Chicago (11-2-1) 3 3 10 7 23

Chicago — Manders 16 field goal

Chicago — Manders 40 field goal

Giants — Badgro 29 pass from Newman (Strong kick)

Chicago — Manders 15 field goal

Giants — Krause 1 run (Strong kick)

Chicago — Karr 8 pass from Nagurski (Manders kick)

Giants — Strong 8 pass from Newman (Strong kick)

Chicago — Karr 19 lateral from Hewitt after 13 pass from Nagurski (Brumbaugh kick)

1935 LIONS 26, GIANTS 7

NFL Championship
Dec. 15 at U. of Detroit Stadium (15,000)

Giants were foiled by snow-sleet-rain and Detroit's concentration of stopping Ed Danowski's passing... Lions rushed for 4 TDs. First two by Ace Gutowsky and Dutch Clark on first two drives... Giants' lone score came on Danowski to Ken Strong bomb.

GIANTS (9-4) 0 0 7 0 7

Detroit (8-3-2) 13 0 0 13 26

Detroit — Gutowsky 5 run (Presnell kick)

Detroit — Clark 40 run (kick failed)

Giants — Strong 42 pass from Danowski (Strong kick)

Detroit — Caddel 4 run (kick failed)

Detroit — Parker 4 run (Moldena kick)

1938 GIANTS 23, PACKERS 17

NFL Championship
Dec. 11 at Polo Grounds (48,120)

NFL CHAMPIONS

Battered Giants prevailed in bruising battle... Winning TD came on third-quarter pass from Ed Danowski to Hank Soar... Two blocked punts led to nine first quarter points for Giants. Ward Cuff defended last-second Arnie Herber pass into end zone.

Green Bay (8-4) 0 14 3 0 17

GIANTS (9-2-1) 9 7 7 0 23

Giants — Cuff 13 field goal

Giants — Leemann 6 run (kick failed)

G. B. — Mulleneaux 40 pass from Herber (Engelbrechtsen kick)

Giants — Barnard 21 pass from Danowski (Cuff kick)

G. B. — Hinkle 1 run (Engelbrechtsen kick)

G. B. — Engelbrechtsen 15 field goal

Giants — Soar 23 pass from Danowski (Cuff kick)

1934 GIANTS 30, BEARS 13

NFL Championship
Dec. 9 at Polo Grounds (35,059)

NFL CHAMPIONS

"The Sneakers Game"... Giants switched from cleats to sneakers to start second half for better traction on icy field... Trailing early in fourth quarter vs. unbeaten Bears, they scored 27 unanswered points... Ken Strong tallied 2 TDs and 17 points for first Giant title team.

Chicago (13-1) 0 10 3 0 13

GIANTS (9-5) 3 0 0 27 30

Giants — Strong 38 field goal

Chicago — Nagurski 1 run (Manders kick)

Chicago — Manders 17 field goal

Chicago — Manders 22 field goal

Giants — Frankian 28 pass from Danowski (Strong kick)

Giants — Strong 42 run (Strong kick)

Giants — Strong 11 run (kick failed)

Giants — Danowski 9 run (Molenda kick)



AP

1939 PACKERS 27, GIANTS 0

NFL Championship
Dec. 10 at State Fair Park (32,279)

In cold, windy Milwaukee, Green Bay exacted revenge for previous year's title game defeat... Packers pulled away in third quarter on TD pass from Cecil Isbell to Joe Laws... Giants held to 7 first downs, 149 yards... Coach Steven Owen missed game to attend mother's funeral.

GIANTS (9-2-1) 0 0 0 0 0

Green Bay (10-2) 7 0 10 10 27

G. B. — Gantenbein 7 pass from Herber (Engelbrechtsen kick)

G. B. — Engelbrechtsen 23 field goal

G. B. — Laws 31 pass from Isbell (Engelbrechtsen kick)

G. B. — Smith 42 field goal

G. B. — Janowski 1 run (Smith kick)

GIANTS POSTSEASON CAPSULES

1941 BEARS 37, GIANTS 9

NFL Championship

Dec. 21 at Wrigley Field (13,341)

Chicago successfully followed up 73-0 trouncing of Washington in previous year's title tilt... Game played two weeks after bombing of Pearl Harbor. Ward Cuff FG tied score at 9-9 early in third quarter... Then Norm Standlee ran for two TDs to start Bears rout.

GIANTS (8-4) 6 0 3 0 9

Chicago (11-1) 3 6 14 14 37

Chicago — Snyder 14 field goal

Giants — Franck 31 pass from Leemans (kick blocked)

Chicago — Snyder 39 field goal

Chicago — Snyder 37 field goal

Giants — Cuff 16 field goal

Chicago — Standlee 2 run (Snyder kick)

Chicago — Standlee 7 run (Maniaci kick)

Chicago — McAfee 5 run (Artoe kick)

Chicago — Kavanaugh 42 fumble return (McLean kick)

1943 WASHINGTON 28, GIANTS 0

Eastern Division Playoff

Dec. 19 at Polo Grounds (42,800)

Giants stunned Washington in last two weeks of regular season, 14-10 and 31-7 to force playoff... Washington' Andy Farkas ran for 3 touchdowns... And QB Sammy Baugh, contained previous two weeks, completed 16 of 21... Giant offense could manage only 112 yards.

Washington (7-3-1) 0 14 0 14 28

GIANTS (6-4-1) 0 0 0 0 0

Wash. — Farkas 2 run (Masterson kick)

Wash. — Farkas 2 run (Masterson kick)

Wash. — Farkas 1 run (Masterson kick)

Wash. — Lapka 11 pass from Baugh (Masterson kick)

1944 PACKERS 14, GIANTS 7

NFL Championship

Dec. 17 at Polo Grounds (46,016)

Green Bay FB Ted Fritsch scored pair of second period TDs... Giants got on board early in final quarter on Ward Cuff plunge... Giant QB Arnie Herber, former Packer called out of retirement for season, was intercepted at GB-20 in final minutes.

Green Bay (9-2) 0 14 0 0 14

GIANTS (8-2-1) 0 0 0 7 7

G. B. — Fritsch 1 run (Huston kick)

G. B. — Fritsch 26 pass from Comp (Huston kick)

Giants — Cuff 1 run (Strong kick)

1946 BEARS 24, GIANTS 14

NFL Championship

Dec. 15 at Polo Grounds (58,346)

Betting scandal hit Giants stars Frankie Filchock and Merle Hapes day before game... Filchock, allowed to play, threw pair of third-quarter TDs despite broken nose, to even score at 14-14... But he also threw 6 INTs... Chicago QB Sid Luckman ran for go-ahead TD.

Chicago (9-2-1) 14 0 0 10 24

GIANTS (7-4-1) 7 0 7 0 14

Chicago — Kavanaugh 21 pass Norm Luckma (Maznicki kick)

Chicago — Magnani 19 interception return (Maznicki kick)

Giants — Liebel 38 pass from Filchock (Strong kick)

Giants — Filipowicz 5 pass from Filchock (Strong kick)

Chicago — Luckman 19 run (Maznicki kick)

Chicago — Maznicki 26 field goal

1950 BROWNS 8, GIANTS 3

American Conference Playoff

Dec. 17 at Cleveland Stadium (33,054)

Giants beat Cleveland, new to NFL from AAFC, twice in first five games, 6-0 and 17-3... Game played in 10° with minus wind-chill on rock-hard field... Defensive struggle was won by second Lou Groza FG with 58 seconds left in fourth quarter to snap 3-3 tie.

GIANTS (10-3) 0 0 0 3 3

Cleveland (11-2) 3 0 0 5 8

Cleve. — Groza 11 field goal

Giants — Clay 20 field goal

Cleve. — Groza 28 field goal

Cleve. — Safety: Willis tackled Conerly in end zone

1956 GIANTS 47, BEARS 7

NFL Championship

Dec. 30 at Yankee Stadium (56,836)

NFL CHAMPIONS

Following "Sneakers Game" script, Giants came out in basketball shoes and iced Chicago... Mel Triplett opened scoring... Two Ben Agajanian FGs and two Alex Webster-TD pops helped Giants to 34-7 halftime lead... Charlie Conerly closed rout with pair of scoring passes.

Chicago (9-3-1) 0 7 0 0 7

GIANTS (9-3-1) 13 21 6 7 47

Giants — Triplett 17 run (Agajanian kick)

Giants — Agajanian 17 field goal

Giants — Agajanian 43 field goal

Giants — Webster 3 run (Agajanian kick)

Chicago — Casares 9 run (Blonda kick)

Giants — Webster 1 run (Agajanian kick)

Giants — Moore blocked punt rec. in end zone (Agajanian kick)

Giants — Rote 9 pass from Conerly (kick failed)

Giants — Gifford 14 pass from Conerly (Agajanian kick)



1956 Championship Game ticket and ring



GIANTS POSTSEASON CAPSULES

1958 GIANTS 10, BROWNS 0

Eastern Conference Playoff

Dec. 21 at Yankee Stadium (61,174)

Giants beat Cleveland twice in regular season, second time on final day, 13-10, on Pat Summerall FG in the snow... In playoff, Giants scored lone TD on Frank Gifford to Charlie Conerly lateral... Defense, meanwhile, held Jim Brown to career-low 8 yards on 7 carries.

Cleveland (9-4) 0 0 0 0 0 0
GIANTS (10-3) 7 3 0 0 0 10

Giants — Conerly 10 lateral from Gifford after 8 run (Summerall kick)

Giants — Summerall 26 field goal

1958 COLTS 23, GIANTS 17

NFL Championship

Dec. 28 at Yankee Stadium (64,185)

"The Greatest Game Ever Played."... Giants led 17-14 early in fourth period on Charlie Conerly TD pass to Frank Gifford... Baltimore's Steve Myhra tied it on FG with just 7 seconds in regulation... Then Alan Ameche won it on 1-yard run at 8:15 of sudden death.

Baltimore (10-3) 0 14 0 3 6 23
GIANTS (10-4) 3 0 7 7 0 17

Giants — Summerall 36 field goal

Balt. — Ameche 2 run (Myhra kick)


Balt. — Berry 15 pass from Unitas (Myhra kick)

Giants — Triplett 1 run (Summerall kick)

Giants — Gifford 15 pass from Conerly (Summerall kick)

Balt. — Myhra 20 field goal

Balt. — Ameche 1 run (no kick)



1959 COLTS 31, GIANTS 16

NFL Championship

Dec. 27 at Memorial Stadium (57,545)

Three Pat Summerall FGs gave Giants 9-7 edge heading into fourth quarter... Then Baltimore dashed hopes of the 1958 fantastic finish with 24 straight points... Johnny Unitas ran for one TD and passed for two... Giants' Bob Schnelker caught 9 passes for 175 yards.

GIANTS (10-3) 3 3 3 7 16
Baltimore (10-3) 7 0 0 24 31

Balt. — Moore 59 pass from Unitas (Myhra kick)

Giants — Summerall 23 field goal

Giants — Summerall 37 field goal

Giants — Summerall 22 field goal

Balt. — Unitas 4 run (Myhra kick)

Balt. — Richardson 12 pass from Unitas (Myhra kick)

Balt. — Sample 42 interception return (Myhra kick)

Balt. — Myhra 25 field goal

Giants — Schnelker 32 pass from Conerly (Summerall kick)

1961 PACKERS 37, GIANTS 0

NFL Championship

Dec. 31 at City Stadium (39,029)

Brutal Green Bay cold contributed to Kyle Rote's dropping of two sure TDs in first half... Packers capitalized with 24 second-period points... QB Bart Starr threw three TD passes, two to Ron Kramer... Paul Hornung, on leave from Army duty scored 19 points.

GIANTS (10-4-1) 0 0 0 0 0 0
Green Bay (12-3) 0 24 10 3 37

G. B. — Hornung 6 run (Hornung kick)

G. B. — Dowler 13 pass from Starr (Hornung kick)

G. B. — Kramer 14 pass from Starr (Hornung kick)

G. B. — Hornung 17 field goal

G. B. — Hornung 22 field goal

G. B. — Kramer 13 pass from Starr (Hornung kick)

G. B. — Hornung 19 field goal

1962 PACKERS 16, GIANTS 7

NFL Championship

Dec. 30 at Yankee Stadium (64,892)

Giants' Erich Barnes blocked Max McGee end zone punt and rookie Jim Collier recovered for TD... That cut Green Bay's third-quarter lead to 10-7... But Jerry Kramer's second and third FGs, stern defense and icy winds helped Pack hold off Giants.

Green Bay (14-1) 3 7 3 3 16
GIANTS (12-3) 0 0 7 0 7

G. B. — Kramer 26 field goal

G. B. — Taylor 7 run (Kramer kick)

Giants — Collier blocked punt recovery in end zone

(Chandler kick)

G. B. — Kramer 29 field goal

G. B. — Kramer 30 field goal

GIANTS POSTSEASON CAPSULES

1963 BEARS 14, GIANTS 10

NFL Championship

Dec. 29 at Wrigley Field (45,801)

Bitter cold was again the rule... Y.A. Tittle's TD toss to Frank Gifford and Don Chandler FG gave Giants 10-7 halftime lead... But Tittle's wrenched knee led to 5 interceptions... One INT set up Chicago QB Billy Wade's second TD sneak in third quarter.

GIANTS (11-4) 7 3 0 0 10

Chicago (12-1-2) 7 0 7 0 14

Giants — Gifford 14 pass from Tittle (Chandler kick)

Chicago — Wade 2 run (Jencks kick)

Giants — Chandler 13 field goal

Chicago — Wade 1 run (Jencks kick)

1981 GIANTS 27, EAGLES 21

NFC Wild Card Game

Dec. 27 at Veterans Stadium (71,611)

Giants made most of first post-season appearance in 18 years... Three Scott Brunner TD passes and Mark Haynes end-zone recovery of fumbled kickoff opened 27-7 lead by halftime... Rob Carpenter helped Giants control ball rest of way with 161 rushing yards.

GIANTS (10-7) 20 7 0 0 27

Philadelphia (10-7) 0 7 7 7 21

Giants — Bright 9 pass from Brunner (kick failed)

Giants — Mistler 10 pass from Brunner (Danelo kick)

Giants — Haynes fumble recovery in end zone (Danelo kick)

Phila. — Carmichael 15 pass from Jaworski (Franklin kick)

Giants — Mullady 22 pass from Brunner (Danelo kick)

Phila. — Montgomery 6 run (Franklin kick)

Phila. — Montgomery 1 run (Franklin kick)

1984 GIANTS 16, RAMS 13

NFC Wild Card Game

Dec. 23 at Anaheim Stadium (67,037)

Conservative offense, big-play defense led to second Giant wild-card triumph in four years... Rob Carpenter ran for TD and Ali Haji-Sheikh booted 3 FGs... Leonard Marshall, Terry Kinard made key second-half tackles... Phil Simms completed 22 of 31 for 179 yards.

GIANTS (10-7) 10 0 6 0 16

L. A. Rams (10-7) 0 3 7 3 13

Giants — Haji-Sheikh 37 field goal

Giants — Carpenter 1 run (Haji-Sheikh kick)


L. A. Rams — Lansford 38 field goal

Giants — Haji-Sheikh 39 field goal

L. A. Rams — Dickerson 14 run (Lansford kick)

Giants — Haji-Sheikh 36 field goal

L. A. Rams — Lansford 22 field goal



AP Photo/Lu Hwang Shing

1981 49ERS 38, GIANTS 24

NFC Divisional Playoff

Jan. 3, 1982 at Candlestick Park (58,360)

Joe Montana (304 yards) passed 49ers to 24-10 half-time lead... Giants cut it to 24-17 on second of three Scott Brunner TD tosses, to Johnny Perkins... 49ers answered with TDs by Bill Ring (after Gary Jeter unsportsmanlike-conduct penalty) and Ronnie Lott (with INT).

GIANTS (10-8) 7 3 7 7 24

San Francisco (14-3) 7 17 0 14 38

S. F. — Young 8 pass from Montana (Wersching kick)

Giants — Gray 72 pass from Brunner (Danelo kick)

S. F. — Wersching 22 field goal

S. F. — Solomon 58 pass from Montana (Wersching kick)

S. F. — Patton 25 run (Wersching kick)

Giants — Danelo 48 field goal

Giants — Perkins 59 pass from Brunner (Danelo kick)

S. F. — Ring 3 run (Wersching kick)

S. F. — Lott 20 interception return (Wersching kick)

Giants — Perkins 17 pass from Brunner (Danelo kick)

1984 49ERS 21, GIANTS 10

NFC Divisional Playoff

Dec. 29 at Candlestick Park (60,303)

Giants' playoff road again ended in San Francisco... Joe Montana passed for three first-half TDs, two in first 7 minutes for 14-0 lead... Harry Carson INT-return TD and Ali Haji-Sheikh FG cut it to 14-10... But Giants could get no closer.

GIANTS (10-8) 0 10 0 0 10

San Francisco (16-1) 14 7 0 0 21

S. F. — Clark 21 pass from Montana (Wersching kick)

S. F. — Francis 9 pass from Montana (Wersching kick)

Giants — Haji-Sheikh 46 field goal

Giants — Carson 14 interception return (Haji-Sheikh kick)

S. F. — Solomon 29 pass from Montana (Wersching kick)

GIANTS POSTSEASON CAPSULES

1985 GIANTS 17, 49ERS 3

NFC Wild Card Game

Dec. 29 at Giants Stadium (75,842)



Giants' first post-season home game since 1962, and first ever at Giants Stadium... They took lead they never lost on Eric Schubert FG... Phil Simms fired TDs to TE's Mark Bavaro, Don Hasselbeck... Joe Morris rushed for 141 yards... Jim Burt sacked Joe Montana twice.

San Francisco (10-7) 0 3 0 0 3
GIANTS (11-6) 3 7 7 0 17

Giants — Schubert 47 field goal

Giants — Bavaro 18 pass from Simms (Schubert kick)

S. F. — Wersching 21 field goal

Giants — Hasselbeck 3 pass from Simms (Schubert kick)

1985 BEARS 21, GIANTS 0

NFC Divisional Playoff

Jan. 5, 1986 at Soldier Field (62,076)



Giants blanked by frigid Lake Michigan wind and Bears' 46 Defense... Gust blew ball from Sean Landeta's hand near goal line in first quarter, with Shaun Gayle running punt in for opening score... Giants managed only 32 yards on ground, 181 total.

GIANTS (11-7) 0 0 0 0 0
Chicago (16-1) 7 0 14 0 21

Chicago — Gayle 5 punt return (Butler kick)

Chicago — McKinnon 23 pass from McMahon (Butler kick)

Chicago — McKinnon 20 pass from McMahon (Butler kick)

1986 GIANTS 49, 49ERS 3

NFC Semifinal Game

Jan. 4, 1987 at Giants Stadium (76,034)



Shocking romp over Niners began with Phil Simms-to-Mark Bavaro TD pass... Jim Burt blasted Joe Montana unconscious, but not before Frisco QB threw INT that Lawrence Taylor ran in for 28-0 lead at half... Joe Morris rushed for 159 yards, 2 TDs... Simms completed just 9 passes, but 4 for scores.

San Francisco (10-6-1) 3 0 0 0 3
GIANTS (15-2) 7 21 21 0 49

Giants — Bavaro 24 pass from Simms (Allegre kick)

S. F. — Wersching 26 field goal

Giants — Morris 45 run (Allegre kick)

Giants — Johnson 15 pass from Simms (Allegre kick)

Giants — Taylor 34 interception return (Allegre kick)

Giants — McConkey 28 pass from Simms (Allegre kick)

Giants — Mowatt 29 pass from Simms (Allegre kick)

Giants — Morris 2 run (Allegre kick)

1986 GIANTS 17, WASHINGTON 0

NFC Championship

Jan. 11, 1987 at Giants Stadium (76,633)



Giants won toss and, in face of 25-mph winds, chose to defend goal... That was game's most important call... TDs by Lionel Manuel and Joe Morris and Raul Allegre FG produced 17-0 halftime lead... Defense took control in second half and in the middle of paper blizzard, Giants gained a berth in their first Super Bowl.

Washington (14-5) 0 0 0 0 0
GIANTS (16-2) 10 7 0 0 17

Giants — Allegre 47 field goal

Giants — Manuel 11 pass from Simms (Allegre kick)

Giants — Morris 1 run (Allegre kick)

1986 GIANTS 39, BRONCOS 20

Super Bowl XXI

Jan. 25, 1987 at Rose Bowl (101,063)



WORLD CHAMPIONS

Giants trailed by only 10-9 at half, thanks to their D... Broncos had first-and-goal at Giant 1 but couldn't score... Then George Martin sacked QB John Elway for safety... Offense roared to life with 30-point second half... MVP Phil Simms completed 22 of 25 for 268 yards, 3 TDs, 0 INTs.

Denver (13-6) 10 0 0 10 20
GIANTS (17-2) 7 2 17 13 39

Denver — Karlis 48 field goal

Giants — Mowatt 6 pass from Simms (Allegre kick)

Denver — Elway 4 run (Karlis kick)

Giants — Safety: Martin tackles Elway in end zone

Giants — Bavaro 13 pass from Simms (Allegre kick)

Giants — Allegre 21 field goal

Giants — Morris 1 run (Allegre kick)

Giants — McConkey 5 pass from Simms (Allegre kick)

Denver — Karlis 28 field goal

Giants — Anderson 2 run (kick failed)

Denver — Johnson 47 pass from Elway (Karlis kick)



Jim Turner/New York Football Giants



1986 Super Bowl ring



1990 Super Bowl ring

GIANTS POSTSEASON CAPSULES

1990 RAMS 19, GIANTS 13 (OT)



NFC Divisional Playoff

Jan. 7, 1990 at Giants Stadium (76,325)

Giants dominated first half with 6-0 edge, then yielded last-second TD after costly interception...Regained lead at 13-7, only to have Rams knot it and send it into OT. Borderline pass interference call in overtime led to winning Rams' TD.

L. A. Rams (13-5) 0 7 0 6 6 **19**

GIANTS (12-5) 6 0 7 0 0 **13**

Giants — Allegre 35 field goal

Giants — Allegre 41 field goal

L. A. Rams — Anderson 20 pass from Everett (Lansford kick)

Giants — O. Anderson 2 run (Allegre kick)

L. A. Rams — Lansford 31 field goal

L. A. Rams — Lansford 22 field goal

L. A. Rams — Anderson 30 pass from Everett (kick failed)

1990 GIANTS 31, BEARS 3



NFC Divisional Playoff

Jan. 13, 1991 at Giants Stadium (77,025)

After jumping to an early 10-0 lead, the Giants' defense did a strangulation job on the Bears' vaunted rushing attack, limiting the visitors to just 27 total rushing yards and zero first downs... Jeff Hostetler hit on just 10 pass completions for 112 yards, but two went for TDs and he scored another on a 3-yard run in his first-ever playoff action... Giants also had a pair of interceptions by Mark Collins and Everson Walls to complete the rout.

Chicago (12-6) 0 3 0 0 0 **3**

GIANTS (14-3) 10 7 7 7 31

Giants — Bahr 46 field goal

Giants — Baker 21 pass from Hostetler (Bahr kick)

Chicago — Butler 33 field goal

Giants — Cross 5 pass from Hostetler (Bahr kick)

Giants — Hostetler 3 run (Bahr kick)

Giants — Carthon 1 run (Bahr kick)

1990 GIANTS 15, 49ERS 13



NFC Championship

Jan. 20, 1991 at Candlestick Park (65,750)

One of the most exciting championship games in Giants history as the Big Blue blunted the Niners quest for a third straight Super Bowl on Matt Bahr's 42-yard FG at the gun...Key plays included Erik Howard's jarring tackle on Roger Craig which produced a fumble, recovered by Lawrence Taylor with just 2:36 left to play, and a 30-yard run on a fake punt by LB Gary Reasons that set up a FG to close the gap to 13-12 midway through the final period... Bahr booted an NFC championship record five FGs in the fray and DE Leonard Marshall won Defensive Player of the Week honors with four tackles, two QB sacks and two forced fumbles, with one of the sacks a hellacious hit on Joe Montana that knocked him out of the game with multiple injuries.

GIANTS (15-3) 3 3 3 6 15

San Francisco (15-3) 3 3 7 0 13

S. F. — Cofer 47 field goal

Giants — Bahr 28 field goal

Giants — Bahr 42 field goal

S. F. — Cofer 35 field goal

S. F. — Taylor 61 pass from Montana (Cofer kick)

Giants — Bahr 46 field goal

Giants — Bahr 38 field goal

Giants — Bahr 42 field goal

1990 GIANTS 20, BILLS 19



Super Bowl XXV

Jan. 27, 1991 at Tampa Stadium (73,813)

WORLD CHAMPIONS

As if the Giants' NFC title win over the 49ers was not exciting enough, this Super Bowl championship win over the Bills was every bit as thrilling and, in fact, has been called the best Super Bowl game ever...Gutsy Giants bounced back from a 12-3 deficit to take a 17-12 lead after a Super Bowl record 9:29 drive in the third period, gave up a go-ahead Bills' TD, and then won it when Matt Bahr drilled a 21-yard FG late in the game and when his counterpart, Scott Norwood of the Bills, mistimed on a 47-yard attempt with four seconds left...Otis Anderson rushed for 102 yards and won the MVP Award as the Giants also set an all-time Super Bowl record with 40:33 possession time.



Jim Turner/New York Football Giants

Buffalo (15-4) 3 9 0 7 19

GIANTS (16-3) 3 7 7 3 20

Giants — Bahr 28 field goal

Buffalo — Norwood 23 field goal

Buffalo — Smith 1 yard run (Norwood kick)

Buffalo — B. Smith safety (tackled Hostetler in end zone)

Giants — Baker 14 pass from Hostetler (Bahr kick)

Giants — Anderson, 1 run (Bahr kick)

Buffalo — Thomas 31 run (Norwood kick)

Giants — Bahr 21 field goal



Jim Turner/New York Football Giants

GIANTS POSTSEASON CAPSULES

1993 GIANTS 17, VIKINGS 10

NFC Wild Card Game

Jan. 9, 1994 at Giants Stadium (75,089)



It was Giants football Dan Reeves' style, as the Giants won the toss and elected to defend the east goal, taking the wind (17 mph at kickoff) in the first quarter. The Giants scored on their first possession, a PK David Treadwell 26-yard FG, but the Vikings took a 10-3 halftime lead on a Jim McMahon-to-Cris Carter 40-yard TD pass and a PK Fuad Reveiz 36-yard FG. Giants RB Rodney Hampton exploded in the third quarter, scoring on runs of 51 and 2 yards. Hampton finished the day with 161 yards on 33 carries to tie the team postseason marks in each category. The Giants defense did not allow Minnesota to run a single play inside the Giants 20-yard line all day.

Minnesota (9-8) 0 10 0 0 10

GIANTS (12-5) 3 0 14 0 17

Giants - Treadwell 26 field goal

Vikings - C. Carter 40 pass from McMahon (Reveiz kick)

Vikings - Reveiz 52 field goal

Giants - Hampton 51 run (Treadwell kick)

Giants - Hampton 2 run (Treadwell kick)

1993 49ers 44, GIANTS 3

NFC Divisional Playoff Game

Jan. 15, 1994 at Candlestick Park (67,143)



The 49ers ended the Giants' season in dominant fashion as SF scored on its first three possessions for a 16-0 lead. The Giants only score of the day came on a PK David Treadwell 25-yard FG in the second quarter, but the Giants trailed at the half, 23-3. After allowing just seven rushing TDs the entire regular season, the Giants defense watched SF RB Ricky Watters set an NFL postseason single-game record as he scored five rushing TDs. Watters rushed for 118 yards on 24 carries, while Giants RB Rodney Hampton rushed for just 12 yards. The game marked the end of Giants LB Lawrence Taylor's 13-year career as he announced his retirement following the game. The 44 points were the most ever allowed by the Giants in a postseason game.

GIANTS (12-6) 0 3 0 0 3

San Francisco (11-6) 9 14 14 7 44

49ers - Watters 1 run (kick no good)

49ers - Cofer 29 field goal

49ers - Watters 1 run (Cofer kick)

49ers - Watters 2 run (Cofer kick)

Giants - Treadwell 25 field goal

49ers - Watters 6 run (Cofer kick)

49ers - Watters 2 run (Cofer kick)

49ers - Logan 2 run (Cofer kick)

1997 VIKINGS 23, GIANTS 22

NFC Wild Card Game

Dec. 27, 1997 at Giants Stadium (77,710)



In a stunning collapse, the Giants watched a nine-point lead evaporate in the final two minutes of the game as the season ended in a 23-22 loss to Minnesota. The Giants were in front, 22-13, at the two-minute warning, but the Vikings were at the Giants 49-yard line following a 26-yard punt by P. Brad Maynard. Vikings QB Randall Cunningham completed a 19-yard pass to WR Cris Carter to get the Vikings to the Giants 30-yard line with 1:38 left to play, and then he completed a 30-yard touchdown pass to WR Jake Reed to close the gap to 22-20. Minnesota executed an onside kick on the ensuing kickoff that bounced off WR Chris Calloway and into the hands of Minnesota WR Chris Walsh at the Vikings 39. Faced with a third-and-four situation, Cunningham fired a slant pass to Carter, who turned the play into a 21-yard gain to the Giants 34-yard line. A pass interference call gave the Vikings a first down at the Giants 21 with 50 seconds left. Vikings RB Robert Smith ran up the middle for 16 yards to the Giants five to set up PK Eddie Murray's game-winning 24-yard field goal with 10 seconds remaining for a 23-22 Vikings lead.

Minnesota (10-7) 0 3 7 13 23

GIANTS (10-6-1) 6 13 0 3 22

Giants - Daluiso 43 field goal

Giants - Daluiso 22 field goal

Giants - Pierce 2 pass from Kanell (Daluiso kick)

Giants - Daluiso 41 field goal

Vikings - Murray 26 field goal

Giants - Daluiso 51 field goal

Vikings - Hoard 4 run (Murray kick)

Vikings - Murray 26 field goal

Giants - Daluiso 22 field goal

Vikings - Reed 30 pass from R. Cunningham (Murray kick)

Vikings - Murray 24 field goal

2000 GIANTS 20, EAGLES 10

NFC Divisional Playoff Game

Jan. 7, 2001 at Giants Stadium (78,765)

The Giants won their ninth consecutive game against Philadelphia without scoring an offensive touchdown, thanks to a dominant defensive performance. Rookie Ron Dixon gave the Giants an instant lead when he returned the opening kickoff 97 yards for a touchdown. The Giants increased their lead to 10-0 on Brad Daluiso's 37-yard field goal on the first play of the second period. Jason Sehorn made it 17-0 when he scored on a spectacular 32-yard interception return in which he fell to the ground while tipping the ball in the air, then jumped up and grabbed the ball before racing to the end zone. Daluiso later added a 25-yard field goal. The Giants defense held Philadelphia to 186 total yards (46 on the ground) and 11 first downs.

Philadelphia (12-6) 0 3 0 7 10

GIANTS (13-4) 7 10 0 3 20

Giants - Dixon 97 kickoff return (Daluiso kick)

Giants - Daluiso 37 field goal

Giants - Sehorn 32 interception return (Daluiso kick)

Eagles - Akers 28 field goal

Giants - Daluiso 25 field goal

Eagles - Small 10 pass from McNabb (Akers kick)

GIANTS POSTSEASON CAPSULES

2000 GIANTS 41, VIKINGS 0

NFC Championship Game
Jan. 14, 2001 at Giants Stadium (79,310)



In one of the most dominant performances ever in a championship game, the Giants raced to a 34-0 halftime lead and crushed the Vikings to advance to their first Super Bowl in 10 years. The Giants rolled up 518 total yards and 31 first downs, while the defense limited Minnesota's heralded attack to 114 yards and nine first downs. Quarterback Kerry Collins played the finest game of his career, completing 28 of 39 passes for 381 yards and five touchdowns. Ike Hilliard caught 10 passes for 155 yards and two scores. Collins' 46-yard pass to Hilliard gave the Giants a 7-0 lead just four plays into the game. After the Giants recovered a Minnesota fumble on the ensuing kickoff, Collins hit Greg Comella for another score and a 14-0 lead. In the second period, Joe Jurevicius and Hilliard caught touchdown passes and Brad Daluiso kicked a pair of field goals. Amani Toomer closed out the scoring with a 7-yard touchdown reception. The Giants held the ball for the final 12:53.

Minnesota (12-6) 0 0 0 0 0

GIANTS (14-4) 14 20 7 0 41

Giants - Hilliard 46 pass from Collins (Daluiso kick)

Giants - Comella 18 pass from Collins (Daluiso kick)

Giants - Daluiso 21 field goal

Giants - Jurevicius 8 yd. pass from Collins (Daluiso kick)

Giants - Daluiso 22 field goal

Giants - Hilliard 7 yd. pass from Collins (Daluiso kick)

Giants - Toomer 7 yd. pass from Collins (Daluiso kick)



Jim Turner/New York Football Giants



Jim Turner/New York Football Giants

2000 RAVENS 34, GIANTS 7

Super Bowl XXXV

Jan. 28, 2001

at Raymond James Stadium (71,921)



For the first time in three Super Bowl appearances the Giants came up flat and lost to the Ravens. The Giants could not get untracked against Baltimore's highly-rated defense, gaining only 152 yards (66 on the ground) and picking up 11 first downs (2 rushing). Quarterback Kerry Collins struggled, completing only 15 of 39 passes for 112 yards and four interceptions. Brad Maynard punted a Super Bowl-record 11 times for a 38.4-yard average. The Giants defense played well, limiting the Ravens to 244 yards and 13 first downs. Baltimore took a 7-0 lead in the first period on a 38-yard pass from Trent Dilfer to Brandon Stokley. Matt Stover added a 47-yard field goal in the second period for a 10-0 halftime lead. The Ravens advantage grew to 17-0 when Duane Starks intercepted a Collins pass and returned it 49 yards for a touchdown early in the third period. The Giants responded with their only touchdown of the day, on Ron Dixon's 97-yard kickoff return. But Baltimore immediately scored on the next kickoff, as Jermaine Lewis returned it 84 yards for a score and a 31-7 lead. Jamal Lewis, who rushed for 102 yards, scored on a 3-yard run and Stover kicked a 34-yard field goal in the fourth period.

Baltimore (16-4) 7 3 14 10 34

GIANTS (14-5) 0 0 7 0 7

Ravens - Stokley 38 pass from Dilfer (Stover kick)

Ravens - Stover 47 field goal


Ravens - Starks 49 interception return (Stover kick)

Giants - Dixon 97 kickoff return (Daluiso kick)

Ravens - Je. Lewis 84 kickoff return (Stover kick)

Ravens - Ja. Lewis 3 run (Stover kick)

Ravens - Stover 34 field goal



Jim Turner/New York Football Giants

Ron Dixon provided the only Giants points in Super Bowl XXXV with his 97-yard kickoff return.

GIANTS POSTSEASON CAPSULES

2002 49ERS 39, GIANTS 38

NFC Wild Card Game

Jan. 5, 2003 at Candlestick Park (66,318)

The Giants' season ended with a shocking and heartbreaking defeat as they wasted a 38-14 third-quarter lead and fell to the 49ers. Four touchdown passes by Kerry Collins — three to Amani Toomer and one to Jeremy Shockey — a touchdown run by Tiki Barber and Matt Bryant's field goal gave the Giants what seemed to be a commanding 24-point lead with 4:27 left in the third quarter. But the 49ers mounted a quick and complete comeback. Terrell Owens caught a 26-yard touchdown pass from Jeff Garcia, who then ran 14 yards for another score. Jeff Chandler's 25-yard field goal pulled San Francisco to within 38-33. With 1:00 remaining, Garcia threw a 13-yard touchdown pass to Tai Streets. The 2-point conversion attempt failed, but the Niners had a 1-point lead. The Giants had a chance to pull the game out. After Delvin Joyce's 32-yard kickoff return, the Giants drove from their own 48-yard line to the San Francisco 23. Matt Bryant lined up for what could have been the game-winning 41-yard field goal. But Trey Junkin's snap was low and wide. Holder Matt Allen took off and threw a desperation pass toward Rich Seubert, a guard who was an eligible receiver on the play. Seubert was interfered with by Chike Okeafor, but the officials did not throw a flag and the game ended as a huge disappointment for the Giants.

GIANTS (10-6) 7 21 10 0 **38**

San Francisco (10-6) 7 7 8 17 **39**

49ers - T.Owens 76 pass from J.Garcia (J.Chandler kick)

Giants - Toomer 12 pass from Collins (M.Bryant kick)

Giants - J.Shockey 2 pass from K.Collins (M.Bryant kick)

49ers - K.Barlow 1 run (J.Chandler kick)

Giants - A.Toomer 8 pass from K.Collins (M.Bryant kick)

Giants - A.Toomer 24 yd. pass from K.Collins (M.Bryant kick)

Giants - T.Barber 6 run (M.Bryant kick)

Giants - M.Bryant 21 field goal

49ers - T.Owens 26 pass from J.Garcia (J.Garcia-T.Owens pass)

49ers - J.Garcia 14 run (J.Garcia-T.Owens pass)

49ers - J.Chandler 25 field goal

49ers - T.Streets 13 pass from J.Garcia (pass failed)

2005 PANTHERS 23, GIANTS 0

NFC Wild Card Game

Jan. 8, 2006 at Giants Stadium (80,242)

The Giants lost a playoff game in Giants Stadium for just the third time when they fell to the Carolina Panthers, 23-0. Carolina dominated the game, holding big advantages in offensive plays (71-35), time of possession (42:45-17:15), first downs (23-9), total yards (335-132) and rushing yards (223-41). The Giants hurt themselves with five turnovers, including three Eli Manning interceptions on consecutive possessions in the second half (two by Marlon McCree and one by Ken Lucas). Manning also fumbled late in the game. The Giants converted just one of seven third-down opportunities. Steve Smith caught a touchdown pass and ran in for another score and John Kasay kicked three field goals for the Panthers. DeShaun Foster rushed for 151 yards on 27 carries, a 5.6-yard average that was reflective of the Giants' tackling difficulties throughout the game. Jake Delhomme completed 15 of 22 passes for 140 yards. Smith had 10 of those receptions. For the Giants, Tiki Barber rushed for 41 yards, or 75 yards less than his regular season average. Manning completed 10 of 18 passes for 113 yards and was sacked four times. Jeremy Shockey, Amani Toomer and Barber had three catches apiece. Smith scored the game's first points on a 22-yard touchdown reception. Later in the second quarter, a Carolina punt bounced off Gibril Wilson's leg and was recovered by the Panthers, setting up Kasay's 21-yard field goal. Smith scored on a 12-yard reverse immediately following Manning's first interception and Kasay added two fourth-quarter field goals.

Carolina (11-5) 0 10 7 6 **23**

GIANTS (10-6) 0 0 0 0 **0**

Panthers - S.Smith 22 pass from J.Delhomme (J.Kasay kick)

Panthers - J.Kasay 31 Field Goal (4-2, 0:58)

Panthers - S.Smith 12 yd. run (J.Kasay kick)

Panthers - J.Kasay 45 Field Goal

Panthers - J.Kasay 18 yd. Field Goal

2006 EAGLES 23, GIANTS 20

NFC Wild Card Game

Jan. 7, 2007 at Lincoln Financial Field (69,094)

David Akers' 38-yard field goal as time expired sent the Giants to a second Wild Card game defeat in as many seasons, 23-20, to the Eagles in Philadelphia. The Giants overcame a 10-point fourth-quarter deficit to tie the score, but couldn't prevent the Eagles from driving 46 yards in the final 5:04 for the game-winning score. Tiki Barber rushed for 137 yards in his final NFL game, Eli Manning completed 16 of 27 passes for 161 yards and Plaxico Burress had two touchdown receptions. The Giants also got a pair of field goals from Jay Feely. The Eagles scored on a 49-yard touchdown run by Brian Westbrook, Jeff Garcia's 28-yard touchdown pass to Donte Stallworth and three Akers field goals. Akers' 48-yard field goal — the longest in Philadelphia postseason history — increased the Eagles' advantage to 20-10 with 2:37 remaining in the third quarter. Feely's 24-yard field goal pulled the Giants to within 20-13 just 10 seconds into

the fourth quarter. They tied the game at 20-20 when Eli Manning found Burress in the end zone for an 11-yard touchdown pass with 5:04 remaining. Burress' second touchdown capped a 13-play, 80-yard drive in the rain that took 7:09 to complete. The Giants needed a stop so they could get the ball back and try to win a game. But they never owed the ball again. Westbrook's 13-yard run gave Philly a first down on the Giants' 19-yard line with 1:48 remaining. From there, the Eagles bled the clock until they called timeout with three seconds left. Akers then booted the game-winner.

GIANTS (8-8) 7 3 0 10 **20**

Philadelphia (10-6) 0 17 3 3 **23**

Giants - P.Burress 17 yd. pass from E.Manning (J.Feely kick)

Eagles - B.Westbrook 49 yd. run (D.Akers kick)

Eagles - D.Akers 19 yd. Field Goal

Giants - J.Feely 20 yd. Field Goal

Eagles - D.Stallworth 28 yd. pass from J.Garcia (D.Akers kick)

Eagles - D.Akers 48 yd. Field Goal

Giants - J.Feely 24 yd. Field Goal

Giants - P.Burress 11 yd. pass from E.Manning (J.Feely kick)

Eagles - D.Akers 38 yd. Field Goal

GIANTS POSTSEASON CAPSULES

2007 GIANTS 24, BUCCANEERS 14



NFC Wild Card Game

Jan. 6, 2008 at Raymond James Stadium (65,621)

Before the Giants opened postseason play in an NFC Wild Card Game at Tampa Bay, Tom Coughlin had a simple message for his players: "Let's keep playing." So they did. Carrying their season-long road success into the playoffs, the Giants prevailed, 24-14, over the NFC South champion Buccaneers. They broke a four-game postseason losing streak that began in Super Bowl XXXV — in Raymond James Stadium, the home of the Bucs. The Giants also won their first playoff road game since the 1990 NFC Championship Game in San Francisco. They defeated Bucs quarterback Jeff Garcia, who had beaten them in the playoffs with the 49ers in 2002 and Philadelphia in 2006. Brandon Jacobs scored two touchdowns for the Giants, one on a five-yard reception, the other on an eight-yard run. Jacobs became the first Giants player in history with a rushing and receiving touchdown in the same postseason game. Amani Toomer caught a touchdown pass and Lawrence Tynes kicked a 25-yard field goal for the Giants. Eli Manning completed 20 of 27 passes for 185 yards, the two touchdowns and no interceptions as the Giants won a postseason game for the first time with him taking the snaps. The Giants entered the game with a minus-nine turnover differential, or minus-24 relative to the Bucs' plus-15. Yet they had three takeaways to none for the Bucs. The first, a fumble recovery by Corey Webster on the second-half kickoff, led to Tynes' field goal. The second, a Webster interception in the end zone, likely denied the Bucs points. The third, a pick by R.W. McQuarters with 1:53 remaining, sealed the deal. The Giants played without center Shaun O'Hara (knee) and

cornerback Sam Madison (abdominal). But Grey Ruegamer and Webster filled in superbly (the corner holding Joey Galloway to one nine-yard reception). They were among a large cast of key contributors. Toomer had a game-high seven catches for 74 yards. Rookie Ahmad Bradshaw came off the bench to rush for a game-high 66 yards. Michael Strahan had a career postseason high of nine tackles (eight solo). Gerris Wilkinson, who started for Kawika Mitchell (knee) had seven tackles (five solo). Tank Daniels had two special teams tackles and forced the fumble that Webster recovered. Zak DeOssie also had two special teams tackles. The offensive line allowed only one sack. Tampa Bay took an early lead on Earnest Graham's one-yard run, but Jacobs' two touchdowns gave the Giants a 14-7 halftime advantage. The first score successfully concluded an eight-play, 53-yard drive that took 4:04 to complete. Manning completed five passes for 49 yards in the series. Toomer accounted for 40 yards on three catches. On their next series, the Giants drove 65 yards in seven plays. The biggest play of the series was Manning's 21-yard pass to Steve Smith on third-and-two. Tynes' field goal and Toomer's touchdown midway through the fourth quarter extended the Giants' lead to 24-7 before Tampa Bay added a late score. Toomer scored at the end of a 15-play, 92-yard drive that featured 38 yards rushing by Bradshaw and three Toomer receptions for 27 yards.

GIANTS (11-6) 0 14 3 7 24

Buccaneers (10-6) 7 0 0 7 14

Buccaneers-E.Graham 1 yd. run (M.Bryant kick)

Giants-B.Jacobs 5 yd. pass from E.Manning (L.Tynes kick)

Giants-B.Jacobs 8 yd. run (L.Tynes kick)

Giants-L.Tynes 25 yd. Field Goal

Giants-A.Toomer 4 yd. pass from E.Manning (L.Tynes kick)

Buccaneers-A.Smith 6 yd. pass from J.Garcia (M.Bryant kick)

2007 GIANTS 21, COWBOYS 17



NFC Divisional Playoff Game

Jan. 13, 2008 at Texas Stadium (63,650)

The Giants avenged their only road defeat of the season, a 45-35 opening-night loss, with a 21-17 victory over the top-seeded Dallas Cowboys in an NFC Divisional Playoff Game in Texas Stadium. The Cowboys had defeated the Giants twice in the regular season. The Giants became the first team to beat the NFC's No. 1 seed in the divisional round since the current postseason format (six teams from each conference) was adopted in 1990. Amani Toomer scored a pair of touchdowns on receptions of 52 and four yards from Eli Manning. Brandon Jacobs' one-yard touchdown run with 13:29 remaining provided the Giants with the game-winning points. But the victory was not assured until R.W. McQuarters intercepted Tony Romo's pass for Terry Glenn in the end zone with nine seconds remaining. It was the game's only takeaway. Manning had a career-high 132.4 passer rating after completing 12 of 18 passes for 163 yards, the two scores to Toomer and no interceptions. The Giants played with a severely depleted secondary. Sam Madison (stomach) and Kevin Dockery (hip flexor) were inactive. A third cornerback, Aaron Ross, left the game for good in the third quarter with a shoulder injury. That left Corey Webster, McQuarters and Geoffrey Pope — who spent the entire regular season on the practice squad before joining on the active roster on Dec. 31 — as the only healthy corners. All played extensively in the second

half. The secondary, aided by a relentless second-half pass rush, stayed strong throughout the game. The Cowboys scored on Tony Romo's five-yard touchdown pass to Terrell Owens and Marion Barber's one-yard run in the second quarter and Nick Folk's 34-yard field goal in the third. Romo completed 18 of 36 passes for 201 yards and his 64.7 rating was less than half of Manning's. Toomer turned a short Manning pass into a 52-yard touchdown on the Giants' fifth offensive play. After Dallas took a 14-7 lead, Manning led the Giants on a 71-yard drive in the final minute of the half that ended with a four-yard scoring pass to Toomer and a 14-14 halftime tie. Folk gave the Cowboys a 17-14 lead before Jacobs' touchdown on the third play of the fourth quarter gave the Giants the lead for good. But the Cowboys had one last chance when they took possession at the Giants' 48-yard line with 1:50 remaining. Dallas soon faced second-and-11 at the 23. Two incomplete passes left them staring at a fourth down with the seasons of both teams hanging in the balance. Owens was double covered, so Romo threw to the center of the end zone for Terry Glenn. But McQuarters stepped up and picked off the pass, sending the Giants to the NFC Championship Game.

GIANTS (12-6) 7 7 0 7 24

Cowboys (13-3) 0 14 3 0 14

Giants-A.Toomer 52 yd. pass from E.Manning (L.Tynes kick)

Cowboys-T.Owens 5 yd. pass from T.Romo (N.Folk kick)

Cowboys-M.Barber 1 yd. run (N.Folk kick)

Giants-A.Toomer 4 yd. pass from E.Manning (L.Tynes kick)

Cowboys-N.Folk 34 yd. Field Goal

Giants-B.Jacobs 1 yd. run (L.Tynes kick)

GIANTS POSTSEASON CAPSULES

2007

GIANTS 23, PACKERS 20 (OT)



NFC Championship Game

Jan. 20, 2008 at Lambeau Field (72,740)

The coldest game in Giants history was also one of the most memorable and satisfying the franchise has ever played. The Giants overcame the elements — and the Packers — to defeat Green Bay in overtime, 23-20, in the NFC Championship Game in frigid Lambeau Field. Lawrence Tynes provided the game-winning points when he kicked a 47-yard field goal with 2:35 elapsed in overtime. Tynes had missed his previous two attempts, including one on the final play of regulation. It was the first time in the history of Lambeau that a visiting player had kicked a field goal of more than 40 yards in a postseason game. The score was set up by Corey Webster's interception on the second play of overtime. The temperature at game time was minus-one degree with winds of 12 miles-an-hour — a numbing wind chill of minus-23. In terms of temperature alone, this was the third-coldest NFL game on record. At the famed Ice Bowl between the Packers and Dallas Cowboys in Lambeau on Dec. 31, 1967, it was 13 below zero at kickoff. In the 1981 Chargers-Bengals AFC Championship Game in Cincinnati, it was nine below. Brandon Jacobs (one-yard run) and Ahmad Bradshaw (four-yard run) scored touchdowns and Tynes added a 29-yard field goal for the Giants. Eli Manning set career postseason highs with 40 passes, 21 completions and 251 yards. Plaxico Burress established a franchise postseason record with 11 catches, for 151 yards. The old mark of 10 was set by Ike Hilliard in the 2000 NFC Championship Game victory over Minnesota. Defensively, the Giants held Green Bay to 28 rushing yards, forced Favre into two late interceptions and limited the Packers to one suc-

cessful third down conversion on 10 tries. The Giants dominated the game statistically, outgaining Green Bay (380-264), rolling up 11 more first downs (24-13) and owning the ball for 40:01 to just 22:34 for the Packers. The Packers scored on Driver's 90-yard catch-and-run and Favre's 12-yard touchdown pass to Donald Lee, plus field goals by rookie Mason Crosby of 36 and 37 yards. Crosby's second field goal, with 11:46 remaining in the fourth quarter, tied the score at 20-20. The Giants had a chance to prevent the score when R.W. McQuarters intercepted a Favre pass at the eight-yard line. But McQuarters was hit by Ryan Grant and fumbled and the ball bounced right to Packers tackle Mark Tauscher, who plucked it out of the air at the 19. It was the Giants' first turnover of the postseason...In overtime, Favre threw a pass to Driver, but Webster stepped up and picked off the ball, returning it nine yards to the Green Bay 34-yard line. Ahmad Bradshaw gained five yards on two runs before Manning's pass for Steve Smith fell incomplete. Tynes then sent the Giants to the Super Bowl with one of the biggest field goals in franchise history.

GIANTS (13-6)	3	3	14	0	3	23
Packers (13-3)	0	7	10	3	0	20

Giants-L.Tynes 29 yd. Field Goal

Giants-L.Tynes 37 yd. Field Goal

Packers-D.Driver 90 yd. pass from B.Favre (M.Crosby kick)

Packers-M.Crosby 36 yd. Field Goal

Giants-B.Jacobs 1 yd. run (L.Tynes kick)

Packers-D.Lee 12 yd. pass from B.Favre (M.Crosby kick)

Giants-A.Bradshaw 4 yd. run (L.Tynes kick)

Packers-M.Crosby 37 yd. Field Goal

Giants-L.Tynes 47 yd. Field Goal (OT)



AP Photo/David J. Phillip

Plaxico Burress had a record-setting day in the NFC Championship Game in the Giants' 23-20 overtime victory.

GIANTS POSTSEASON CAPSULES

2007 GIANTS 17, PATRIOTS 14

Super Bowl XLII, Feb. 3, 2008
at University of Phoenix Stadium
(71,101)



WORLD CHAMPIONS

Super Bowl XLII had a perfect ending, but the unexpected twist was that it belonged to the Giants. Eli Manning engineered a fourth quarter comeback drive for the ages and concluded perhaps the greatest postseason run in NFL history as the underdog Giants upset the previously undefeated New England Patriots, 17-14, in Super Bowl XLII in University of Phoenix Stadium in Glendale, Ariz. The Giants won their third championship of the Super Bowl era — the first in 17 years — and seventh overall in what will surely be remembered as one of the most exciting title games in NFL history. It was the first of 42 Super Bowls in which the lead changed hands three times in the fourth quarter. Plaxico Burress scored the game-winning points with only 35 seconds remaining on a 13-yard pass from Manning. The score concluded a 12-play, 83-yard drive that commenced immediately after New England had taken a 14-10 lead with less than three minutes remaining. Manning, voted the game's most valuable player, completed 19 of 34 passes for 255 yards, two touchdowns and an interception, which deflected off Steve Smith's hands. David Tyree scored the Giants' first touchdown and made an unbelievable catch on the game-winning drive. Ahmad Bradshaw and Brandon Jacobs combined for 87 rushing yards. Amani Toomer caught six passes for 84 yards and Smith added five for 50 yards.

Lawrence Tynes kicked a 32-yard field goal, which ultimately proved to be the deciding points. The Giants' defense was magnificent. New England averaged almost 37 points a game in the regular season. The Patriots held them to 14. The Patriots averaged 411.3 yards a game, but totaled only 274 in the Super Bowl. The Patriots rushed for only 45 yards and did not have a run longer than nine yards. Tom Brady was sacked five times. Brady's six-yard touchdown pass to Randy Moss gave the Pats a 14-10 lead with just 2:42 remaining. Cornerback Corey Webster slipped on the play and New England reached the end zone at the end of a 12-play, 80-yard drive. Manning responded by completing five of nine passes for 77 yards on the game-winning drive. The one everyone will long remember came on a third-and-five from the Giants' 44. Manning, seemingly about to be sacked, escaped, steadied himself and fired a pass down the middle of the field for Tyree, who was closely covered by safety Rodney Harrison. Both players jumped for the ball, which somehow landed on top of Tyree's helmet. But the receiver wrestled the ball away from Harrison for what may well be the greatest catch in Super Bowl history. The 32-yard gain gave the Giants a first down at the New England 24. Three plays later, Smith picked up a huge first down and Manning followed with the game-winning throw to Burress.

GIANTS (14-6) 3 0 0 14 17

Patriots (18-0) 0 7 0 7 14

Giants-L.Tynes 32 yd. Field Goal

Patriots-L.Maroney 1 yd. run (S.Gostkowski kick)

Giants-D.Tyree 5 yd. pass from E.Manning (L.Tynes kick)

Patriots-R.Moss 6 yd. pass from T.Brady (S.Gostkowski kick)

Giants-P.Burress 13 yd. pass from E.Manning (L.Tynes kick)



AP Photo/Gene Puskas

Super Bowl XLII will forever be remembered for Manning's escape and Tyree's 38-yard catch.

GIANTS POSTSEASON CAPSULES

2008 EAGLES 23, GIANTS 11

NFC Divisional Playoff Game
January 11, 2009 at Giants Stadium
(80,242)



The Giants picked a bad day to have a bad day and saw their championship reign come to an end in a 23-11 home loss to the Philadelphia Eagles. The Giants lost just two home games in the 2008 season - both to Philadelphia. They outgained the Eagles, 307-276, including 138-59 on the ground, but were doomed by an inability to take advantage of opportunities in close. The Giants advanced as far as Philadelphia's 17-yard line three times - and had a first down on the 11 on their initial possession - but settled for field goals each time. The Giants converted only three of 13 third down opportunities. Their last five possessions ended, in order, with a missed field goal, twice on downs, an interception and a fumble. The Giants scored on John Carney field goals of 22, 34 and 36 yards and a safety when Donovan McNabb was penalized for intentional grounding in the end zone. Carney also missed field goal attempts of 46 and 47 yards. Philadelphia got a one-yard touchdown run from McNabb, a one-yard scoring pass to tight end Brent Celek and David Akers field goals of 25, 35 yards and 20 yards. Brian Westbrook was held to 36 rushing yards and 10 receiving yards (on two catches).

Eagles (9-6-1) 7 3 3 10 23

Giants (12-4) 3 5 3 0 11
Eagles-J.Carney 22 yd. Field Goal
Eagles-D.McNabb 1 yd. run (D.Akers kick)
Giants-Penalty on D.McNabb enforced in end zone for a Safety
Giants-J.Carney 34 yd. Field Goal
Eagles-D.Akers 25 yd. Field Goal
Giants-J.Carney 36 yd. Field Goal
Eagles-D.Akers 35 yd. Field Goal
Eagles-B.Celek 1 yd. pass from D.McNabb (D.Akers kick)
Eagles-D.Akers 20 yd. Field Goal



AP Photo/Kathy Wilens

Ahmad Bradshaw opened the game with a 65-yard kickoff return.

2011 GIANTS 24, FALCONS 2

NFC Wildcard Playoff Game
January 8, 2012 at MetLife Stadium
(79,909)



The Giants used a smothering defense and an opportunistic, big-play offense to rout the Falcons, 24-2, their first postseason victory since Super Bowl XLII and their first home playoff win since the 2000 NFC Championship Game triumph over Minnesota. Eli Manning threw three touchdown passes - four and 72 yards to Hakeem Nicks and 27 yards to Mario Manningham. The Giants also got a 22-yard field goal from Lawrence Tynes. Manning completed 23 of 32 passes for 277 yards. Brandon Jacobs ran for a career postseason high 92 yards and Ahmad Bradshaw added 63 as the Giants ran for 172 yards, 50 more than their previous high total in the 2011 season. The Giants' 442 net yards was their third-highest total in a postseason game. The defense was even more dominant. The unit did not allow a point - the Falcons' only score was on a safety. Atlanta rushed for only 64 yards, including 41 on 15 carries by Michael Turner, who ran for 1,340 yards in the regular season. The Giants stopped the Falcons on 10 of 14 third down attempts and all three of their fourth-down conversion tries, including a pair of fourth-and-one quarterback sneaks by Matt Ryan.

Falcons (10-6) 0 2 0 0 2
Giants (9-7) 0 7 10 7 24
Falcons-Penalty on E. Manning enforced in end zone for a safety (Intentional Grounding)
Giants-H. Nicks 4 yd. pass from E. Manning (L. Tynes kick)
Giants-L. Tynes 22 yd. Field Goal
Giants-H. Nicks 72 yd. pass from E. Manning (L. Tynes kick)
Giants-M. Manningham 27 yd. pass from E. Manning (L. Tynes kick)



AP Photo/Bill Kramon

Jason Pierre-Paul and the Giants defense held the Falcons' offense scoreless.

GIANTS POSTSEASON CAPSULES

2011

GIANTS 37, PACKERS 20

NFC Divisional Playoff Game

January 15, 2012 at Lambeau Field



For the second time in five seasons, the Giants traveled to Wisconsin in January and stunned a higher-seeded Green Bay Packers team. They rode a terrific defensive effort and three Eli Manning touchdown passes to defeat the top-seeded, 15-1, defending Super Bowl Champion Packers, 37-20, an NFC Divisional Playoff Game in Lambeau Field. It was the third time the Giants eliminated the defending Super Bowl champions from the playoffs. In 1985, the defeated the 49ers in an NFC Wild Card Game in Giants Stadium, 17-3 and five years later, they beat the Niners in San Francisco in the NFC Championship Game. The defense held a Packers team that had averaged 40.1 points at home to half its average and forced four turnovers. Manning completed 21 of 33 passes for a career postseason-high 330 yards and three touchdowns — 66 and 37 yards to Hakeem Nicks and four yards to Mario Manningham. The 37-yarder to Nicks was a Hail Mary on the final play of the second quarter. Brandon Jacobs scored on a 14-yard run and Lawrence Tynes kicked field goals of 31, 23 and 35 yards. The Packers scored on Aaron Rodgers touchdown passes of eight yards to fullback John Kuhn and 16 yards to wide receiver Donald Driver, plus Mason Crosby field goals of 47 and 35 yards.

Giants (10-7)	10	10	0	17	37
Packers (15-1)	3	7	3	7	20

Giants-L. Tynes 31 yd. Field Goal
 Packers-M. Crosby 47 yd. Field Goal
 Giants-H. Nicks 66 yd. pass from E. Manning (L.Tynes kick)
 Packers-J. Kuhn 8 yd. pass from A. Rodgers (M. Crosby kick)
 Giants-L. Tynes 23 yd. Field Goal
 Giants-H. Nicks 37 yd. pass from E. Manning (L.Tynes kick)
 Packers-M. Crosby 35 yd. Field Goal
 Giants-L. Tynes 35 yd. Field Goal
 Giants-M. Manningham 4 yd. pass from E. Manning (L.Tynes kick)
 Packers-D. Driver 16 yd. pass from A. Rodgers (M. Crosby kick)
 Giants-B. Jacobs 14 yd. run (L.Tynes kick)



AP Photo/Evan Pinkus

Hakeem Nicks scored on a Hail Mary pass right before the half.

GIANTS POSTSEASON CAPSULES

2011

GIANTS 20, 49ers 17 (OT)

NFC Championship Game
January 22, 2012 at Candlestick Park



The Giants again showed they know how to play exciting NFC championship games. More importantly, they know how to win them. Just as they did four years earlier, the Giants advanced to the Super Bowl with a thrilling overtime victory on the road in the conference title game. In rainy and windy Candlestick Park, Lawrence Tynes kicked a 31-yard field goal with 7:54 elapsed in the extra period to give the Giants a 20-17 victory over the San Francisco 49ers. The game-winning kick was set up by an overtime takeaway when Devin Thomas recovered a Kyle Williams fumble on a punt return that was forced by Jacquian Williams. In the fourth quarter, Thomas had recovered a Kyle Williams fumble on a punt, setting up Eli Manning's 17-yard touchdown pass to Mario Manningham. The officials originally ruled that Williams didn't touch the ball and that Thomas had merely downed it. Tom Coughlin challenged the ruling and after review, referee changed the call to a fumble and a recovery. Manning threw for 316 yards and two touchdowns while setting Giants postseason records with 58 passes and 32 completions. The other touchdown was scored by Bear Pascoe, his first as a professional. Tynes kick another 31-yard field goal. Victor Cruz had 10 receptions for 125 in the first half. Ahmad Bradshaw totaled 126 yards from scrimmage, including 74 on the ground. Chase Blackburn had a team-high seven tackles (five solo). Jason Pierre-Paul had

six tackles (five solo), a half-sack and deflected a pass. The 49ers scored on Alex Smith touchdown passes of 73 and 28 yards to tight end Vernon Davis and David Akers' 25-yard field goal.

Giants (11-7)	0	10	0	7	3	20
49ers (14-3)	7	0	7	3	0	17

49ers-V. Davis 73 yd. pass from Alex Smith (D. Akers kick)
Giants-B. Pascoe 6 yd. pass from E. Manning (L. Tynes kick)
Giants-L. Tynes 31 yd. Field Goal
49ers-V. Davis 28 yd. pass from Alex Smith (D. Akers kick)
Giants- M. Manningham 17 yd. pass from E. Manning (L. Tynes kick)
49ers-D. Akers 25 yd. Field Goal
Giants-L. Tynes 31 yd. Field Goal



AP Photo/G. Newman Lowrance

Jacquian Williams' forced fumble and Devin Thomas' recovery put the Giants in field goal range in overtime.

GIANTS POSTSEASON CAPSULES

2011 GIANTS 21, PATRIOTS 17

Super Bowl XLVI
Feb. 5, 2012 at Lucas Oil Stadium
(68,658)



WORLD CHAMPIONS

History happily repeated itself for the Giants in Super Bowl XLVI. Ahmad Bradshaw's scored on a six-yard run with 57 seconds remaining in the game and the defense withstood one final assault from Tom Brady as the Giants defeated the Patriots, 21-17, in Lucas Oil Stadium. The Giants won their fourth Super Bowl and eighth championship in franchise history in a game that was eerily similar to their victory over the same opponent in Super Bowl XLII four years before. Eli Manning completed his first nine passes and 30 of 40 overall for 296 yards and a touchdown to win his second Pete Rozelle Trophy as the game's Most Valuable Player. He was at his best in the fourth quarter, when he hit 10 of 14 passes for 118 yard, including a pinpoint 38-yarder to Mario Manningham to start the game-winning 88-yard, nine-play masterpiece that was completed in 2:49. In addition to Bradshaw's touchdown, the Giants scored on Manning's two-yard touchdown pass to Victor Cruz, Lawrence Tynes field goals of 38 and 33 yards and a safety when Brady was penalized for intentional grounding in the end zone. New England's points came on Brady touchdown passes of four yards to Danny Woodhead and 12 yards to Aaron Hernandez and Steve Gostkowski's 29-yard field goal.

Giants (11-7)	9	0	6	6	21
Patriots (14-3)	0	10	7	0	17
Giants-Penalty on T. Brady enforced in end zone for a Safety					
Giants-V. Cruz 2 yd. pass from E. Manning (L. Tynes kick)					
Patriots-S. Gostkowski 29 yd. Field Goal					
Patriots-D. Woodhead 4 yd. pass from T. Brady (S. Gostkowski kick)					
Patriots-A. Hernandez 12 yd. pass from T. Brady (S. Gostkowski kick)					
Giants-L. Tynes 38 yd. Field Goal					
Giants-L. Tynes 33 yd. Field Goal					
Giants-A. Bradshaw 6 yd. run (run failed)					



AP Photo/Mario Jose Sanchez

Mario Manningham makes a 38-yard catch on the Giants' winning drive.



2011 Super Bowl ring

GIANTS POSTSEASON CAPSULES

2016

PACKERS 38, GIANTS 13

NFC Wildcard Playoff Game
January 8, 2017 at Lambeau Field
(77,549)



Playing their first postseason game since their dramatic Super Bowl XLVI victory against New England five years earlier, the Giants lost to the Green Bay Packers, 38-13, in an NFC Wild Card Game in Lambeau Field. None of the Giants' five losses in the 2016 regular season were by more than 14 points. Despite being sack five times, Green Bay quarterback Aaron Rodgers threw for 362 yards, and became the first Giants opponent to throw four touchdown passes in a playoff game. Randall Cobb scored on three of them, another record, including one on a Hail Mary on the final play of the first half. Davante Adams caught Rodgers' other touchdown pass. Aaron Ripkowski scored on a one-yard run and Mason Crosby kicked a 32-yard field goal for Green Bay's other points. The Giants took an early 6-0 lead on Robbie Gould field goals of 26 and 40 yards. Their only other score was Eli Manning's 41-yard touchdown pass, which pulled the Giants to within 14-13 in the third quarter. But the Packers scored the game's final 24 points.

Giants (11-5) 3 3 7 0 13

Packers (10-6) 0 10 14 14 38

Giants-R.Gould 26 yd. Field Goal

Giants-Gould 40 yd. Field Goal

Packers-D.Adams 5 yd. pass from A.Rodgers (M.Crosby kick)

Packers-R.Cobb 42 yd. pass from A.Rodgers (M.Crosby kick)

Giants-T.King 41 yd. pass from E.Manning (R.Gould kick)

Packers-R.Cobb 30 yd. pass from A.Rodgers (M.Crosby kick)

Packers-M.Crosby 32 yd. Field Goal

Packers-R.Cobb 16 yd. pass from A.Rodgers (M.Crosby kick)

Packers-A.Ripkowski 1 yd. run (M.Crosby kick)



(Al Messersmith via AP)

Tavarres King scored on a 41-yard pass from Eli Manning.

SERVICE

MOST GAMES, CAREER

15	Lawrence Taylor
12	Eli Manning
11	Carl Banks
	Leonard Marshall
	Bart Oates
	Gary Reasons
	William Roberts
	Amani Toomer
	Perry Williams
	Brandon Jacobs
	David Diehl
	Kareem McKenzie
	Chris Snee
11	Chase Blackburn
	Phil Simms
	Michael Strahan
	Justin Tuck
	Osi Umenyiora
	Corey Webster
	Zak DeOssie

SCORING

MOST POINTS, CAREER

59	Lawrence Tynes
52	Amani Toomer
36	Brad Daluiso
	Ken Strong
30	Brandon Jacobs
	Matt Bahr
26	Raul Allegre

MOST POINTS, GAME

18	Amani Toomer, at San Fran.	Jan. 5, 2003
17	Ken Strong, vs. Chi. Bears	Dec. 9, 1934
16	Brad Daluiso, vs. Minn.	Dec. 27, 1997

TOUCHDOWNS

MOST TOUCHDOWNS, CAREER

7	Amani Toomer
5	Brandon Jacobs
4	Joe Morris
	Ken Strong
	Hakeem Nicks
3	Plaxico Burress
	Ottis Anderson
	Mark Bavaro
	Frank Gifford

MOST TOUCHDOWNS, GAME

3	Amani Toomer, at San Fran.	Jan. 5, 2003
2	Ken Strong, vs. Chicago	Dec. 9, 1943
	Alex Webster, vs. Chicago	Dec. 30, 1956
	Johnny Perkins, at San Fran.	Jan. 3, 1982
	Joe Morris, vs. San Francisco	Jan. 4, 1987
	Rodney Hampton, vs. Minn.	Jan. 9, 1994
	Ike Hilliard, vs. Minnesota	Jan. 14, 2001
	Amani Toomer, at Dallas	Jan. 13, 2008
	Hakeem Nicks, vs. Atlanta	Jan. 8, 2012
	Hakeem Nicks, at Green Bay	Jan. 15, 2012

POINT AFTER TOUCHDOWNS

MOST EXTRA POINT ATTEMPTS, CAREER

20	Lawrence Tynes
15	Raul Allegre
9	Brad Daluiso, Ken Strong
6	Matt Bahr, Joe Danelo

MOST EXTRA POINT ATTEMPTS, GAME

7	Raul Allegre, vs. San Fran.	Jan. 4, 1987
6	Ben Agajanian, vs. Chicago	Dec. 30, 1956
5	Raul Allegre, vs. Denver	Jan. 25, 1987
	Brad Daluiso, vs. Minn.	Jan. 14, 2001
	Matt Bryant, at San Fran.	Jan. 5, 2003

MOST EXTRA POINTS MADE, CAREER

20	Lawrence Tynes
14	Raul Allegre
9	Brad Daluiso, Ken Strong
6	Matt Bahr, Joe Danelo

MOST EXTRA POINTS MADE, GAME

7	Raul Allegre, vs. San Fran.	Jan. 4, 1987
5	Ben Agajanian, vs. Chi.	Dec. 30, 1956
	Brad Daluiso, vs. Minnesota	Jan. 14, 2001
	Matt Bryant, at San Francisco	Jan. 5, 2003
4	Raul Allegre, vs. Denver	Jan. 25, 1987
	Matt Bahr, vs. Chicago	Jan. 13, 1991
	Lawrence Tynes, at Green Bay	Jan. 15, 2012

MOST TWO-POINT CONVERSIONS

None

FIELD GOALS

MOST FIELD GOAL ATTEMPTS, CAREER

17	Lawrence Tynes
10	Brad Daluiso
9	Matt Bahr
5	Ward Cuff
	Ali Haji-Sheikh
	Eric Schubert
	Pat Summerall

MOST FIELD GOAL ATTEMPTS, GAME

6	Matt Bahr, at San Francisco	Jan. 20, 1991
5	John Carney, vs. Philadelphia	Jan. 11, 2009
	Brad Daluiso, vs. Minnesota	Dec. 27, 1997
	Lawrence Tynes, at Green Bay	Jan. 20, 2008
4	Eric Schubert, vs. San Fran.	Dec. 29, 1985
	Lawrence Tynes, at Green Bay	Jan. 15, 2012

MOST FIELD GOALS MADE, CAREER

13	Lawrence Tynes
9	Brad Daluiso
8	Matt Bahr
5	Pat Summerall

MOST FIELD GOALS MADE, GAME

5	Matt Bahr, at San Francisco	Jan. 20, 1991
	Brad Daluiso, vs. Minn.	Dec. 27, 1997
3	Pat Summerall, at Baltimore	Dec. 27, 1959
	Ali Haji-Sheikh, at L.A. Rams	Dec. 23, 1984
	Lawrence Tynes, at Green Bay	Jan. 20, 2008
	John Carney, vs. Philadelphia	Jan. 11, 2009
	Lawrence Tynes, at Green Bay	Jan. 15, 2012
2	By many	

HIGHEST FIELD GOAL PCT., CAREER (MIN.: 5 FGA)

1.000	Pat Summerall (5-5)
.900	Brad Daluiso (9-10)
.889	Matt Bahr (8-9)

LONGEST FIELD GOAL

51	Brad Daluiso, vs. Minnesota	Dec. 27, 1997
48	Joe Danelo, at San Francisco	Jan. 3, 1982
47	Eric Schubert, vs. San Fran.	Dec. 29, 1985
	Raul Allegre, vs. Washington	Jan. 11, 1987
	Lawrence Tynes, at Green Bay	Jan. 20, 2008

SAFETIES

MOST SAFETIES

1	George Martin, vs. Denver	Jan. 25, 1987
	Team, vs. Philadelphia	Jan. 11, 2009

RUSHING

ATTEMPTS

MOST RUSH ATTEMPTS, CAREER

140	Joe Morris
120	Brandon Jacobs
111	Ahmad Bradshaw
94	Tiki Barber
93	Ottis Anderson

MOST RUSH ATTEMPTS, GAME

33	Rob Carpenter, at Phil.	Dec. 27, 1981
	Rodney Hampton, vs. Minn.	Jan. 9, 1994
29	Joe Morris, vs. Washington	Jan. 11, 1987
28	Joe Morris, vs. San Fran.	Dec. 29, 1985

YARDS

MOST RUSH YARDS, CAREER

553	Joe Morris
480	Ahmad Bradshaw
461	Brandon Jacobs
375	Ottis Anderson
338	Tiki Barber

MOST RUSH YARDS, GAME

161	Rob Carpenter, at Phil.	Dec. 27, 1981
	Rodney Hampton, vs. Minn.	Jan. 9, 1994
159	Joe Morris, vs. San Francisco	Jan. 4, 1987
141	Joe Morris, vs. San Fran.	Dec. 29, 1985

LONGEST RUSH

45	Rodney Hampton, vs. Minn.	Jan. 9, 1994
45	Joe Morris, vs. San Francisco	Jan. 4, 1987
42	Ken Strong, vs. Chicago	Dec. 9, 1934

HIGHEST RUSH AVERAGE, CAREER (MIN.: 50 ATTEMPTS)

4.32	Ahmad Bradshaw (111-480)
4.03	Ottis Anderson (93-375)
3.95	Joe Morris (140-553)
3.88	Rodney Hampton (50-194)
3.84	Brandon Jacobs (120-461)

HIGHEST RUSH AVERAGE, GAME (MIN.: 10 ATTEMPTS)

INDIVIDUAL POSTSEASON RECORDS



6.63	Joe Morris, vs. San Fran. (24-159)	Jan. 4, 1987
6.57	Brandon Jacobs vs. Atlanta (14-92)	Jan. 8, 2012
6.33	Choo Choo Roberts, at Cleve. (12-76)	Dec. 17, 1950
5.75	Tiki Barber vs. Minn. (12-69)	Jan. 14, 2001

TOUCHDOWNS

MOST RUSH TOUCHDOWNS, CAREER

4	Joe Morris
	Brandon Jacobs
3	Ottis Anderson
2	Ahmad Bradshaw
	Rodney Hampton
	Ken Strong
	Mel Triplett
	Alex Webster

MOST RUSH TOUCHDOWNS, GAME

2	Ken Strong, vs. Chicago	Dec. 9, 1934
	Alex Webster, vs. Chicago	Dec. 30, 1956
	Joe Morris, vs. San Francisco	Jan. 4, 1987
	Rodney Hampton, vs. Minnesota	Jan. 9, 1994

PASSING

ATTEMPTS

MOST PASS ATTEMPTS, CAREER

400	Eli Manning
279	Phil Simms
140	Kerry Collins
92	Charlie Conerly

MOST PASS ATTEMPTS, GAME

58	Eli Manning, at San Fran.	Jan. 22, 2012
44	Eli Manning, at Green Bay	Jan. 8, 2017
	Phil Simms, at San Fran.	Dec. 29, 1984
43	Kerry Collins, at San Fran.	Jan. 5, 2003
41	Y.A. Tittle, vs. Green Bay	Dec. 30, 1962
40	Eli Manning, at Green Bay	Jan. 20, 2008
	Eli Manning, vs. New England	Feb. 5, 2012

COMPLETIONS

MOST PASS COMPLETIONS, CAREER

242	Eli Manning
157	Phil Simms
84	Kerry Collins
48	Charlie Conerly

MOST PASS COMPLETIONS, GAME

32	Eli Manning, at San Fran.	Jan. 22, 2012
30	Eli Manning, vs. New England	Feb. 5, 2012
29	Kerry Collins, at San Fran.	Jan. 5, 2003
28	Kerry Collins, vs. Minn.	Jan. 14, 2001
25	Phil Simms, at San Fran.	Dec. 29, 1984

HIGHEST COMPLETION PERCENTAGE, CAREER (MIN.: 50 ATTEMPTS)

60.50	Eli Manning (242-400)
60.00	Kerry Collins (84-140)
59.21	Jeff Hostetler (45-76)
56.27	Phil Simms (157-279)

HIGHEST COMPLETION PERCENTAGE, GAME (MIN.: 15 ATTEMPTS)

88.00	Phil Simms, vs. Denver (22-25)	Jan. 25, 1987
75.00	Eli Manning, vs. New England (40-40)	Feb. 5, 2012
74.07	Eli Manning, at Tampa (20-27)	Jan. 6, 2008
71.87	Eli Manning, vs. Atlanta (23-32)	Jan. 8, 2012
71.79	Kerry Collins, vs. Minn. (28-39)	Jan. 14, 2001
70.97	Phil Simms, at L.A. Rams (22-31)	Dec. 23, 1984

YARDS

MOST PASS YARDS, CAREER

2,815	Eli Manning
1,679	Phil Simms
960	Kerry Collins
785	Charlie Conerly

MOST PASS YARDS, GAME

381	Kerry Collins, vs. Minn.	Jan. 14, 2001
342	Kerry Collins, at San Fran.	Jan. 5, 2003
330	Eli Manning, at Green Bay	Jan. 15, 2012
316	Eli Manning, at San Fran.	Jan. 22, 2012
299	Eli Manning, at Green Bay	Jan. 8, 2017
296	Eli Manning, vs. New England	Feb. 5, 2012

TOUCHDOWNS

MOST PASS TOUCHDOWNS, CAREER

18	Eli Manning
10	Phil Simms
9	Kerry Collins
8	Scott Brunner

MOST PASS TOUCHDOWNS, GAME

5	Kerry Collins, vs. Minn.	Jan. 14, 2001
4	Phil Simms, vs. San Fran.	Jan. 4, 1987

	Kerry Collins, at San Fran.	Jan. 5, 2003
3	Scott Brunner, at Phil.	Dec. 27, 1981
	Scott Brunner, at San Fran.	Jan. 3, 1982
	Phil Simms, vs. Denver	Jan. 25, 1987
	Eli Manning, vs. Atlanta	Jan. 8, 2012
	Eli Manning, at Green Bay	Jan. 15, 2012

LONGEST PASS COMPLETION

72	Scott Brunner, at San Fran.	Jan. 3, 1982
	Eli Manning, vs. Atlanta	Jan. 8, 2012
67	Charlie Conerly, vs. Chicago	Dec. 30, 1956
66	Eli Manning, at Green Bay	Jan. 15, 2012
62	Charlie Conerly, vs. Baltimore	Dec. 28, 1958

HIGHEST PASS TD PCT., CAREER (MIN.: 50 ATTEMPTS)

11.76	Scott Brunner (6-51)
6.43	Kerry Collins (9-140)
4.50	Eli Manning (18-400)
4.35	Charlie Conerly (4-92)

INTERCEPTIONS

MOST PASSES HAD INTERCEPTED, CAREER

10	Y.A. Tittle
9	Eli Manning
8	Tuffy Leemans
7	Kerry Collins

MOST PASSES HAD INTERCEPTED, GAME

6	Frank Filchock, vs. Chicago	Dec. 15, 1946
5	Y.A. Tittle, at Chicago	Dec. 29, 1963
4	Arnie Herber, vs. Green Bay	Dec. 17, 1944
	Y.A. Tittle, at Green Bay	Dec. 31, 1961
	Kerry Collins, vs. Baltimore	Jan. 28, 2001

LOWEST PASS INT. PERCENTAGE, CAREER (MIN.: 50 ATTEMPTS)

0.00	Jeff Hostetler (0-76)
2.15	Phil Simms (6-279)
2.30	Eli Manning (9-400)
4.35	Charlie Conerly (4-92)

RECEIVING

RECEPTIONS

MOST RECEPTIONS, CAREER

55	Amani Toomer
30	Mark Bavaro
28	Hakeem Nicks
25	Rob Carpenter
24	Tiki Barber

MOST RECEPTIONS, GAME

11	Plaxico Burress, at Green Bay	Jan. 20, 2008
10	Ike Hilliard, vs. Minnesota	Jan. 14, 2001
	Victor Cruz, at San Fran.	Jan. 22, 2012
	Hakeem Nicks, vs. New England	Feb. 12, 2012
9	Bob Schnelker, at Baltimore	Dec. 27, 1959
8	Amani Toomer, at San Fran.	Jan. 5, 2003

YARDS

MOST RECEIVING YARDS, CAREER

608	Amani Toomer
444	Hakeem Nicks
366	Mark Bavaro
310	Plaxico Burress
284	Bob Schnelker

MOST RECEIVING YARDS, GAME

175	Bob Schnelker, at Baltimore	Dec. 27, 1959
165	Hakeem Nicks, at Green Bay	Jan. 15, 2012
155	Ike Hilliard, vs. Minnesota	Jan. 14, 2001
151	Plaxico Burress, at Green Bay	Jan. 20, 2008
142	Victor Cruz, at San Fran.	Jan. 22, 2012

MOST YARDS PER RECEPTIONS, CAREER (MIN.: 15 RECEPTIONS)

15.9	Hakeem Nicks (28-444)
13.9	Frank Gifford (17-236)
13.8	Amani Toomer (44-608)
	Ike Hilliard (16-220)
13.5	Plaxico Burress (23-310)
12.8	Victor Cruz (21-269)

MOST YARDS PER RECEPTION, GAME (MIN.: 3 RECEPTIONS)

39.33	Earnest Gray, at San Fran. (3-118)	Jan. 3, 1982
32.75	Frank Gifford, vs. Chicago (4-131)	Dec. 30, 1956
23.67	Frank Liebel, vs. Green Bay (3-71)	Dec. 17, 1944

LONGEST RECEPTION

72	Earnest Gray, at San Fran.	Jan. 3, 1982
	Hakeem Nicks, vs. Atlanta	Jan. 8, 2012
67	Frank Gifford, vs. Chicago	Dec. 30, 1956
66	Hakeem Nicks, at Green Bay	Jan. 15, 2012
62	Kyle Rote, vs. Baltimore	Dec. 28, 1958

TOUCHDOWNS

MOST RECEIVING TOUCHDOWNS, CAREER

7	Amani Toomer
---	--------------



INDIVIDUAL POSTSEASON RECORDS



- 4 Hakeem Nicks
- 3 Plaxico Burress
- Mark Bavaro
- Frank Gifford
- Mario Manningham
- 6 tied

MOST RECEIVING TOUCHDOWNS, GAME

- 3 Amani Toomer, at San Fran. Jan. 5, 2003
- 2 Johnny Perkins, at San Fran. Jan. 3, 1982
- Ike Hilliard, vs. Minnesota Jan. 14, 2001
- Amani Toomer, at Dallas Jan. 13, 2008
- Hakeem Nicks, vs. Atlanta Jan. 8, 2012
- Hakeem Nicks, at Green Bay Jan. 15, 2012
- 1 By many

INTERCEPTIONS

MOST INTERCEPTIONS, CAREER

- 4 Jason Sehorn
- 3 R.W. McQuarters
- Lindon Crow
- Howie Livingston
- Gary Reasons
- 2 Corey Webster
- Mark Collins
- Ed Danowski

MOST INTERCEPTIONS, GAME

- 2 Howie Livingston, vs. Chicago Dec. 15, 1946
- Lindon Crow, vs. Cleveland Dec. 21, 1958
- Gary Reasons, at San Fran. Dec. 29, 1984

MOST INTERCEPTION YARDS, CAREER

- 68 Jason Sehorn
- 48 Gary Reasons
- 37 Everson Walls

MOST INTERCEPTION YARDS, GAME

- 37 Everson Walls, vs. Chicago Jan. 13, 1991
- 36 Jason Sehorn, vs. Minnesota Dec. 27, 1997
- 34 Lawrence Taylor, vs. San Fran. Jan. 4, 1987

LONGEST INTERCEPTION RETURN

- 37 Everson Walls, vs. Chi. Jan. 13, 1991
- 36 Jason Sehorn, vs. Minn. Dec. 27, 1997
- 34 Lawrence Taylor, vs. San Fran. Jan. 4, 1987

MOST INTERCEPTION TOUCHDOWNS

- 1 Harry Carson, at San Fran. Dec. 29, 1984
- Lawrence Taylor, vs. San Fran. Jan. 4, 1987
- Jason Sehorn, vs. Phil. Jan. 7, 2001

PUNTING

MOST PUNTS, CAREER

- 45 Sean Landeta
- 38 Don Chandler
- 31 Jeff Feagles
- 24 Brad Maynard
- 22 Steve Weatherford

MOST PUNTS, GAME

- 12 Steve Weatherford, at San Fran. Jan. 22, 2012
- 11 Ken Strong, at Chicago Dec. 17, 1933
- Brad Maynard, vs. Baltimore Jan. 28, 2001
- 10 Len Younce, vs. Green Bay Dec. 17, 1944
- 9 Len Younce, vs. Washington Dec. 19, 1943
- Sean Landeta, at Chicago Jan. 5, 1986

MOST PUNT YARDS, CAREER

- 1,832 Sean Landeta
- 1,664 Don Chandler
- 1,271 Jeff Feagles
- 999 Steve Weatherford
- 899 Brad Maynard

MOST PUNT YARDS, GAME

- 557 Steve Weatherford, at San Fran. Jan. 22, 2012
- 422 Brad Maynard, vs. Baltimore Jan. 28, 2001
- 410 Len Younce, vs. Green Bay Dec. 17, 1944
- 362 Len Younce, vs. Washington Dec. 19, 1943

HIGHEST PUNT AVERAGE, CAREER (MIN.: 15 PUNTS)

- 45.9 Steve Weatherford (22-999)
- 43.8 Don Chandler (38-1,664)
- 41.0 Jeff Feagles (31-1,271)
- 40.7 Sean Landeta (45-1,832)
- 40.6 Dave Jennings (18-730)

HIGHEST PUNT AVERAGE, GAME (MIN.: 4 PUNTS)

- 47.8 Don Chandler, at Baltimore (6-287) Dec. 27, 1959
- 47.0 Don Chandler, vs. Cleveland (7-329) Dec. 21, 1958
- 46.4 Steve Weatherford, at San Fran. (12-557) Jan. 22, 2012
- 45.8 Steve Weatherford, vs. Atlanta (4-183) Jan. 8, 2012

- 45.7 Ken Strong, vs. Chi. Bears (6-274) Dec. 9, 1934
- Don Chandler, vs. Baltimore (6-274) Dec. 28, 1958

LONGEST PUNT

- 76 Ed Danowski, at Detroit Dec. 15, 1935
- 72 Charlie Conerly, at Clev. Dec. 17, 1950
- 64 Don Chandler, vs. Cleveland Dec. 21, 1958

PUNT RETURNS

MOST PUNT RETURNS, CAREER

- 19 Phil McConkey
- 14 R.W. McQuarters
- 12 Dave Meggett
- 9 Will Blackmon
- 8 Amani Toomer

MOST PUNT RETURNS, GAME

- 7 Phil McConkey, vs. San Fran. Jan. 4, 1987
- 5 Phil McConkey, vs. Wash. Jan. 11, 1987
- Dave Meggett, at San Fran. Jan. 20, 1991
- Amani Toomer, vs. Phil. Jan. 7, 2001
- Will Blackmon, vs. Atlanta Jan. 8, 2012
- 4 Leon Bright, at Philadelphia Dec. 27, 1981
- Phil McConkey, vs. San Fran. Dec. 29, 1985
- R.W. McQuarters, at Green Bay Jan. 20, 2008

MOST FAIR CATCHES, CAREER

- 7 Dave Meggett
- 6 Will Blackmon
- 5 R.W. McQuarters
- 3 Ike Hilliard
- Joe Morrison
- 2 Amani Toomer
- Tiki Barber
- Phil McConkey

MOST FAIR CATCHES, GAME

- 3 Dave Meggett, vs. Buffalo Jan. 27, 1991
- Dave Meggett, vs. Minnesota Jan. 9, 1994
- 2 Joe Morrison, at Baltimore Dec. 27, 1959
- Amani Toomer, vs. Minnesota Dec. 27, 1997
- Tiki Barber, vs. Baltimore Jan. 28, 2001
- R.W. McQuarters, at Tampa Bay Jan. 6, 2008
- R.W. McQuarters, at Dallas Jan. 13, 2008
- Will Blackmon, at San Fran. Jan. 22, 2012
- Will Blackmon, vs. New England Feb. 5, 2012

MOST PUNT RETURN YARDS, CAREER

- 147 Phil McConkey
- 117 R.W. McQuarters
- 100 Dave Meggett
- 66 Ken Strong
- 64 Will Blackmon

MOST PUNT RETURN YARDS, GAME

- 66 Ken Strong, vs. Chicago Dec. 9, 1934
- 57 Phil McConkey, vs. San Fran. Jan. 4, 1987
- 42 Dave Meggett, at San Fran. Jan. 20, 1991

HIGHEST PUNT RETURN AVERAGE, CAREER (MIN.: 5 RETURNS)

- 8.4 R.W. McQuarters (14-117)
- 8.3 Dave Meggett (12-100)
- 7.8 Lionel Manuel (6-47)
- 7.7 Phil McConkey (19-147)
- 7.1 Leon Bright (7-50)
- Will Blackmon (9-64)

HIGHEST PUNT RETURN AVERAGE, GAME (MIN.: 3 RETURNS)

- 22.0 Ken Strong, vs. Chicago (3-66) Dec. 9, 1934
- 11.0 Ike Hilliard, vs. Baltimore (3-33) Jan. 28, 2001
- Delvin Joyce, at San Fran. (3-33) Jan. 5, 2003
- 9.7 Aaron Ross, at San Fran. (3-29) Jan. 22, 2012
- 8.4 Dave Meggett, at San Fran. (5-42) Jan. 20, 1991

LONGEST PUNT RETURN

- 42 Ken Strong, vs. Chicago Dec. 9, 1934
- 26 Harry Newman, at Chicago Dec. 17, 1933
- 25 Dave Brown, vs. Washington Jan. 19, 1943
- Phil McConkey, vs. Denver Dec. 25, 1987
- R.W. McQuarters, at Dallas Jan. 13, 2008

MOST PUNT RETURN TOUCHDOWNS, CAREER

None

KICKOFF RETURNS

MOST KICKOFF RETURNS, CAREER

- 12 Domenik Hixon
- 10 Dave Meggett
- 8 Ron Dixon, Kenny Hill
- 7 Lee Rouson



MOST KICKOFF RETURNS, GAME

6	Ahmad Bradshaw, vs. Phil.	Jan. 11, 2009
	Chad Morton, vs. Carolina	Jan. 8, 2006
	Ron Dixon, vs. Baltimore	Jan. 28, 2001
5	Joel Wells, at Green Bay	Dec. 31, 1961
	Leon Bright, at San Francisco	Jan. 3, 1982
	Delvin Joyce, at San Fran.	Jan. 5, 2003
	Domenik Hixon, at Green Bay	Jan. 20, 2008
4	Kenny Hill, at San Francisco	Dec. 29, 1984
	Dave Meggett, at San Fran.	Jan. 15, 1994

MOST KICKOFF RETURN YARDS, CAREER

290	Domenik Hixon
272	Ron Dixon
180	Ahmad Bradshaw
173	Kenny Hill
167	Dave Meggett

MOST KICKOFF RETURN YARDS, GAME

180	Ahmad Bradshaw	Jan. 11, 2009
153	Ron Dixon	Jan. 28, 2001
122	Chad Morton	Jan. 8, 2006
121	R.W. McQuarters	Jan. 20, 2008
119	Ron Dixon	Jan. 7, 2001
118	Delvin Joyce	Jan. 5, 2003

HIGHEST KICKOFF RETURN AVERAGE, CAREER (MIN.: 5 RETURNS)

34.0	Ron Dixon (8-272)
30.0	Ahmad Bradshaw (6-180)
24.2	Domenik Hixon (12-290)
23.6	Delvin Joyce (5-118)
	Ken Strong (5-118)
23.0	Jerrel Jernigan (5-115)

HIGHEST KICKOFF RETURN AVERAGE, GAME (MIN.: 3 RETURNS)

31.0	Domenik Hixon, at Dallas (3-91)	Jan. 13, 2008
30.0	Ahmad Bradshaw, vs. Phil. (6-180)	Jan. 11, 2009
27.3	Kenny Hill, at San Fran. (4-109)	Dec. 29, 1984
25.5	Ron Dixon, vs. Baltimore (6-153)	Jan. 28, 2001
24.2	Domenik Hixon, at GB (5-121)	Jan. 20, 2008
23.7	Jerrel Jernigan, vs. New England (3-71)	Feb. 5, 2012

LONGEST KICKOFF RETURN

971	Ron Dixon, vs. Philadelphia	Jan. 7, 2001
	Ron Dixon, vs. Baltimore	Jan. 28, 2001
65	Ahmad Bradshaw, vs. Philadelphia	Jan. 11, 2009
53	Gene Filipski, vs. Chicago	Dec. 30, 1956
51	Kenny Hill, at San Francisco	Dec. 29, 1984

MOST KICKOFF RETURN TOUCHDOWNS, CAREER

2	Ron Dixon
---	-----------

MOST KICKOFF RETURN TOUCHDOWNS, GAME

1	Ron Dixon, vs. Philadelphia	Jan. 7, 2001
	Ron Dixon, vs. Baltimore	Jan. 28, 2001

FUMBLES

MOST FUMBLES, CAREER

6	Phil Simms
5	Eli Manning
	Frank Gifford
	Emilen Tunnell
3	Four tied

MOST FUMBLES, GAME

1	10 times. Most recently: Maurice Carthon, vs. Wash.	Jan. 11, 1987
---	---	---------------

MOST FUMBLES RECOVERED, CAREER

3	Alex Webster
2	Frank Gifford
	Kenny Hill
	Don Maynard
	Devin Thomas
1	By many

MOST FUMBLES RECOVERED, GAME

1	Frank Gifford, vs. Cleveland	Dec. 21, 1958
	Devin Thomas, at San Fran.	Jan. 22, 2012
2	By many	

MOST FUMBLES RECOVERED FOR TOUCHDOWN

1	Mark Haynes, at Philadelphia	Dec. 27, 1981
---	------------------------------	---------------

LONGEST FUMBLE RETURN

40	Chase Blackburn, at Green Bay	Jan. 15, 2012
24	Alex Webster, vs. Baltimore	Dec. 28, 1958
9	Antrel Rolle, at Green Bay	Jan. 15, 2012
8	Jim Lee Howell, vs. Chicago	Dec. 15, 1946

SACKS

MOST SACKS, CAREER

9.5	Michael Strahan
7.0	Leonard Marshall
6.5	Lawrence Taylor
5.5	Justin Tuck
	Osi Umenyiora

MOST SACKS, GAME

2.0	Lawrence Taylor, at San Fran.	Dec. 29, 1984
	Leonard Marshall, vs. Denver	Jan. 25, 1987
	Jim Burt, vs. San Francisco	Dec. 29, 1985
	Lawrence Taylor, vs. L.A. Rams	Jan. 7, 1990
	Leonard Marshall, at San Fran.	Jan. 20, 1991
	Keith Hamilton, vs. Minnesota	Jan. 9, 1994
	Michael Strahan, vs. Phil.	Jan. 7, 2001
	Michael Strahan, vs. Carolina	Jan. 8, 2006
	Justin Tuck, vs. N.E. (SB XLII)	Feb. 3, 2008
	Michael Boley, at Green Bay	Jan. 15, 2012
	Osi Umenyiora, at Green Bay	Jan. 15, 2012
	Justin Tuck, vs., N.E. (SB XLVI)	Feb. 5, 2012

TEAM POSTSEASON RECORDS



SCORING

MOST POINTS SCORED

49	vs. San Francisco	Jan. 4, 1987
47	vs. Chicago	Dec. 30, 1956
41	vs. Minnesota	Jan. 14, 2001
39	vs. Denver	Jan. 25, 1987
38	at San Francisco	Jan. 5, 2003
31	at Green Bay	Jan. 15, 2012

MOST POINTS ALLOWED

44	at San Francisco	Jan. 15, 1994
39	at San Francisco	Jan. 5, 2003
38	at Green Bay	Jan. 8, 2017
	at San Francisco	Jan. 3, 1982
37	at Chicago	Dec. 21, 1941
	at Green Bay	Dec. 31, 1961
	at Green Bay	Jan. 15, 2012

FEWEST POINTS SCORED

0	at Green Bay (Milw.)	Dec. 10, 1939
	vs. Washington	Dec. 19, 1943
	at Green Bay	Dec. 31, 1961
	at Chicago	Jan. 5, 1986
	vs. Carolina	Jan. 8, 2006

FEWEST POINTS ALLOWED

0	vs. Cleveland	Dec. 21, 1958
	vs. Washington	Jan. 11, 1998
	vs. Minnesota	Jan. 14, 2001
2	vs. Atlanta	Jan. 8, 2013
3	vs. San Francisco	Dec. 29, 1985
	vs. San Francisco	Jan. 4, 1987
	vs. Chicago	Jan. 13, 1991

MOST POINTS SCORED BY BOTH TEAMS

77	at San Francisco (SF 39, NYG 38)	Jan. 5, 2003
62	at San Francisco (SF 38, NYG 24)	Jan. 3, 1982
59	vs. Denver (NYG 39, DEN 20)	Jan. 25, 1987
57	at Green Bay (NYG 37, GB 20)	Jan. 15, 2012
54	vs. Chicago (NYG 47, CHI 7)	Dec. 30, 1956

FEWEST POINTS SCORED BY BOTH TEAMS

10	vs. Cleveland (NYG 10, CLE 0)	Dec. 21, 1958
11	at Cleveland (CLE 8, NYG 3)	Dec. 17, 1950
17	vs. Washington (NYG 17, WAS 0)	Jan. 11, 1987

TOUCHDOWNS

MOST TOUCHDOWNS SCORED

7	vs. San Francisco	Jan. 4, 1987
6	vs. Chicago	Dec. 30, 1956
5	at San Francisco	Jan. 5, 2003
	vs. Minnesota	Jan. 14, 2001
	vs. Denver	Jan. 25, 1987

MOST TOUCHDOWNS ALLOWED

6	at San Francisco	Jan. 15, 1994
5	at San Francisco	Jan. 5, 2003
	at San Francisco	Jan. 3, 1982
4	7 times; Last time: vs. Green Bay	Jan. 8, 2017

MOST TOUCHDOWNS RUSHING

3	vs. Chicago	Dec. 9, 1934
	vs. Chicago	Dec. 30, 1956

MOST TOUCHDOWNS RUSHING ALLOWED

6	at San Francisco	Jan. 15, 1994
4	at Detroit	Dec. 15, 1935
3	at Chicago	Dec. 21, 1941
	vs. Washington	Dec. 19, 1943

MOST TOUCHDOWNS PASSING

5	vs. Minnesota	Jan. 14, 2001
4	at San Francisco	Jan. 5, 2003
	vs. San Francisco	Jan. 4, 1987
3	at San Francisco	Jan. 3, 1982
	vs. Denver	Jan. 25, 1987
	at Philadelphia	Dec. 27, 1981
	vs. Atlanta	Jan. 8, 2012
	at Green Bay	Jan. 15, 2012

MOST TOUCHDOWNS PASSING ALLOWED

4	vs. Green Bay	Jan. 8, 2017
3	at San Francisco	Jan. 5, 2003
	at Green Bay	Dec. 31, 1961
	vs. San Francisco	Dec. 29, 1984

MOST DEFENSIVE TOUCHDOWNS

1	6 times; Last time: vs. Philadelphia	Jan. 7, 2001
---	--------------------------------------	--------------

MOST DEFENSIVE TOUCHDOWNS ALLOWED

1	5 times; Last time: vs. Baltimore	Jan. 28, 2001
---	-----------------------------------	---------------

POINTS AFTER TOUCHDOWN

MOST POINTS AFTER TOUCHDOWN

7	vs. San Francisco	Jan. 4, 1987
5	at San Francisco	Jan. 5, 2003
	vs. Minnesota	Jan. 14, 2001
	vs. Chicago	Dec. 30, 1956

MOST POINTS AFTER TOUCHDOWN ALLOWED

5	at San Francisco	Jan. 15, 1994
	at San Francisco	Jan. 3, 1982

FIELD GOALS

MOST FIELD GOALS

5	vs. Minnesota	Dec. 27, 1997
	at San Francisco	Jan. 20, 1991

MOST FIELD GOALS ALLOWED

3	6 times; Last time: vs. Carolina	Jan. 8, 2006
---	----------------------------------	--------------

MOST FIELD GOAL ATTEMPTS

6	at San Francisco	Jan. 20, 1991
5	vs. Minnesota	Dec. 27, 1997
	at Green Bay	Jan. 20, 2008
	vs. Philadelphia	Jan. 11, 2009

FIRST DOWNS

MOST FIRST DOWNS

31	vs. Minnesota	Jan. 14, 2001
26	at San Francisco	Jan. 5, 2003
24	vs. Denver	Jan. 25, 1987
	vs. Buffalo	Jan. 27, 1991
	vs. Chicago	Jan. 13, 1991

MOST FIRST DOWNS ALLOWED

27	vs. Baltimore	Dec. 28, 1958
26	vs. Rams	Jan. 7, 1990
25	at San Francisco	Jan. 15, 1994
	at Green Bay	Jan. 15, 2012

FEWEST FIRST DOWNS

6	at Green Bay	Dec. 31, 1961
8	at Chicago Bears	Dec. 21, 1941
	vs. Washington	Dec. 19, 1943

FEWEST FIRST DOWNS ALLOWED

7	vs. Cleveland	Dec. 21, 1958
9	at Cleveland	Dec. 17, 1950
	vs. San Francisco	Jan. 4, 1987
	vs. Minnesota	Jan. 14, 2001

FIRST DOWNS RUSHING

MOST FIRST DOWNS RUSHING

16	vs. Chicago	Jan. 13, 1991
12	vs. San Francisco	Jan. 4, 1987
	vs. Cleveland	Dec. 21, 1958

MOST FIRST DOWNS RUSHING ALLOWED

14	at Chicago Bears	Dec. 21, 1941
	at Detroit	Dec. 15, 1935
13	vs. Carolina	Jan. 8, 2006
	at San Francisco	Jan. 15, 1994
12	vs. Philadelphia	Jan. 11, 2009
11	vs. Green Bay	Dec. 2, 1962

FEWEST FIRST DOWNS RUSHING

1	vs. Carolina	Jan. 8, 2006
	at Chicago	Jan. 5, 1986
	at Green Bay	Dec. 31, 1961
2	vs. Baltimore	Jan. 28, 2001
	vs. Minnesota	Dec. 27, 1997
3	vs. Baltimore	Dec. 28, 1958
	at San Francisco	Jan. 3, 1982
	at San Francisco	Jan. 15, 1994
	at Green Bay	Jan. 15, 2012
	at San Francisco	Jan. 22, 2012

FEWEST FIRST DOWNS RUSHING ALLOWED

0	vs. Chicago	Jan. 13, 1991
1	at San Francisco	Jan. 20, 1991
2	vs. Minnesota	Jan. 14, 2001
	vs. Cleveland	Dec. 21, 1958
	vs. Washington	Jan. 11, 1987
	vs. San Francisco	Jan. 4, 1987
	at Green Bay	Jan. 20, 2008

FIRST DOWNS PASSING

MOST FIRST DOWNS PASSING

19	vs. Minnesota	Jan. 14, 2001
16	at San Francisco	Jan. 5, 2003
13	vs. Denver	Jan. 25, 1987
	vs. Buffalo	Jan. 27, 1991
	at New England	Feb. 3, 2008
12	at Green Bay	Jan. 8, 2017
	at Tampa	Jan. 6, 2008
	at Green Bay	Jan. 20, 2008



TEAM POSTSEASON RECORDS



11	vs. Minnesota	Dec. 27, 1997
	vs. San Francisco	Dec. 29, 1985
	at Baltimore	Dec. 27, 1959
	vs. Green Bay	Dec. 30, 1962

MOST FIRST DOWNS PASSING ALLOWED

18	vs. Rams	Jan. 7, 1990
17	vs. Green Bay	Jan. 8, 2017
	vs. Baltimore	Dec. 28, 1958
	at New England	Feb. 3, 2008
16	at San Francisco	Jan. 5, 2003
	at San Francisco	Dec. 29, 1984
	vs. Denver	Jan. 25, 1987

FEWEST FIRST DOWNS PASSING

1	vs. Washington	Dec. 29, 1943
2	at Cleveland	Dec. 17, 1950
	at Chicago Bears	Dec. 21, 1941
	vs. Green Bay	Dec. 11, 1938

FEWEST FIRST DOWNS PASSING ALLOWED

4	at Cleveland	Dec. 17, 1950
	vs. Green Bay	Dec. 17, 1944
	at Green Bay	Dec. 10, 1929
	at Detroit	Dec. 15, 1935

FIRST DOWNS BY PENALTY

MOST FIRST DOWNS BY PENALTY

4	at San Francisco	Jan. 20, 1991
	at Green Bay	Jan. 20, 2008
3	vs. Baltimore	Jan. 28, 2001
	at San Francisco	Jan. 15, 1994
	vs. San Francisco	Jan. 4, 1987
	at Rams	Dec. 23, 1984
	vs. Chicago Bears	Dec. 15, 1946

MOST FIRST DOWNS BY PENALTY ALLOWED

4	vs. Philadelphia	Jan. 11, 2009
	at San Francisco	Jan. 22, 2012
3	at Philadelphia	Dec. 27, 1981
	at San Francisco	Jan. 3, 1982
	vs. San Francisco	Dec. 29, 1985
	vs. Washington	Jan. 11, 1987
	at Green Bay	Jan. 20, 2008

NET YARDS

MOST NET YARDS GAINED

518	vs. Minnesota	Jan. 14, 2001
446	at San Francisco	Jan. 5, 2003
442	vs. Atlanta	Jan. 8, 2012
420	at Green Bay	Jan. 15, 2012
399	vs. Denver	Jan. 25, 1987
396	vs. New England	Feb. 5, 2012

MOST NET YARDS ALLOWED

460	vs. Baltimore	Dec. 28, 1958
448	vs. Rams	Jan. 7, 1990
446	at San Francisco	Jan. 5, 2003
423	at San Francisco	Jan. 3, 1982
413	at San Francisco	Jan. 15, 1994
412	at San Francisco	Dec. 29, 1984

FEWEST NET YARDS GAINED

112	vs. Washington	Dec. 19, 1943
132	vs. Carolina	Jan. 8, 2006
130	at Green Bay	Dec. 31, 1961
150	at Cleveland	Dec. 17, 1950
152	vs. Baltimore	Jan. 28, 2001

FEWEST NET YARDS ALLOWED

86	vs. Cleveland	Dec. 21, 1958
114	vs. Minnesota	Jan. 14, 2001
165	at Green Bay	Dec. 9, 1934
182	at Cleveland	Dec. 17, 1950
184	vs. San Francisco	Jan. 4, 1987

MOST YARDS GAINED

216	vs. San Francisco	Jan. 4, 1987
211	vs. Cleveland	Dec. 21, 1958
194	vs. Chicago	Jan. 13, 1991

MOST YARDS ALLOWED

246	at Detroit	Dec. 15, 1935
223	vs. Carolina	Jan. 8, 2006
207	at Chicago	Dec. 21, 1941
181	at Green Bay	Dec. 31, 1961

FEWEST YARDS GAINED

31	at Green Bay	Dec. 31, 1961
32	at Chicago	Jan. 5, 1986
40	at Rams	Dec. 23, 1984

FEWEST YARDS ALLOWED

24	vs. Cleveland	Dec. 21, 1958
----	---------------	---------------

27	vs. Chicago	Jan. 13, 1991
29	vs. San Francisco	Jan. 4, 1987

RUSHING

MOST RUSHING ATTEMPTS

53	vs. Cleveland	Dec. 21, 1958
48	vs. Chicago	Jan. 13, 1991
46	vs. Washington	Jan. 11, 1987

MOST RUSHING ATTEMPTS, OPPONENT

65	at Detroit	Dec. 15, 1935
56	at Green Bay	Dec. 12, 1941
51	at Green Bay	Dec. 10, 1939

FEWEST RUSHING ATTEMPTS

13	vs. Carolina	Jan. 8, 2006
14	at Green Bay	Dec. 31, 1961
	vs. Chicago	Jan. 5, 1986
	at Green Bay	Jan. 20, 2008
16	vs. Baltimore	Jan. 28, 2001
	at New England	Feb. 3, 2008
17	at Green Bay	Jan. 8, 2017
19	at San Francisco	Jan. 15, 1994

FEWEST RUSHING ATTEMPTS, OPPONENT

9	vs. Minnesota	Jan. 14, 2001
11	at San Francisco	Jan. 20, 1991
13	vs. Cleveland	Dec. 21, 1958
14	vs. Philadelphia	Jan. 7, 2001
16	vs. Washington	Jan. 11, 1987
	vs. Chicago	Jan. 13, 1991

PASSING

MOST YARDS GAINED PASSING

380	vs. Minnesota	Jan. 14, 2001
327	at San Francisco	Jan. 5, 2003
325	at Green Bay	Jan. 15, 2012
282	vs. New England	Feb. 5, 2012
281	at San Francisco	Jan. 3, 1982
270	vs. Atlanta	Jan. 8, 2012

MOST YARDS ALLOWED PASSING

356	at San Francisco	Jan. 6, 2003
322	vs. Baltimore	Dec. 28, 1958
320	vs. Denver	Jan. 25, 1987
302	vs. Rams	Jan. 7, 1990

FEWEST YARDS GAINED PASSING

9	at Cleveland	Dec. 17, 1950
57	vs. Washington	Dec. 19, 1943
73	at Chicago	Dec. 21, 1941
82	vs. Washington	Jan. 11, 1987
86	vs. Baltimore	Jan. 28, 2001

FEWEST YARDS ALLOWED PASSING

29	at Cleveland	Dec. 17, 1950
52	at Detroit	Dec. 15, 1935
60	vs. Minnesota	Jan. 14, 2001

MOST PASSES ATTEMPTED

58	at San Francisco	Jan. 22, 2012
44	at San Francisco	Jan. 5, 2003
	at San Francisco	Dec. 29, 1984
41	vs. Green Bay	Dec. 30, 1962
40	at Baltimore	Dec. 27, 1959
	vs. Minnesota	Jan. 14, 2001
	at Green Bay	Jan. 20, 2008
	vs. New England	Feb. 5, 2012

MOST PASSES ATTEMPTED, OPPONENT

50	vs. Washington	Jan. 11, 1987
48	vs. San Francisco	Dec. 29, 1985
47	vs. Chicago	Dec. 30, 1956
46	at Green Bay	Jan. 15, 2012

FEWEST PASSES ATTEMPTED

12	vs. Chicago	Dec. 9, 1934
13	at Detroit	Dec. 15, 1935

FEWEST PASSES ATTEMPTED, OPPONENT

5	at Detroit	Dec. 15, 1935
9	at Cleveland	Dec. 17, 1950
10	at Green Bay	Dec. 10, 1939

MOST PASS COMPLETIONS

32	at San Francisco	Jan. 22, 2012
30	vs. New England	Feb. 12, 2005
29	at San Francisco	Jan. 5, 2003
	vs. Minnesota	Jan. 14, 2001
25	at San Francisco	Dec. 29, 1984
23	vs. Atlanta	Jan. 8, 2012

MOST PASS COMPLETIONS ALLOWED

29	at New England	Feb. 3, 2008
28	at San Francisco	Jan. 5, 2003



TEAM POSTSEASON RECORDS



27	vs. New England	Feb. 5, 2012
26	at Baltimore	Dec. 28, 1958
	vs. San Francisco	Dec. 29, 1985
	vs. Denver	Jan. 25, 1987
	at Green Bay	Jan. 15, 2012

FEWEST PASS COMPLETIONS

3	at Cleveland	Dec. 17, 1950
	at Chicago	Dec. 21, 1941
4	at Detroit	Dec. 15, 1935
	vs. Washington	Dec. 19, 1943

FEWEST PASS COMPLETIONS ALLOWED

2	at Detroit	Dec. 15, 1935
3	at Cleveland	Dec. 17, 1950
	vs. Green Bay	Dec. 17, 1944

MOST PASSES HAD INTERCEPTED

6	at Green Bay	Dec. 10, 1939
	vs. Chicago	Dec. 15, 1946
5	at Chicago	Dec. 29, 1963
4	vs. Baltimore	Jan. 28, 2001
	at Green Bay	Dec. 31, 1961
	vs. Green Bay	Dec. 17, 1944

MOST OPPONENT PASSES INTERCEPTED

3	7 times; Last time: vs. Minnesota	Jan. 14, 2001
---	-----------------------------------	---------------

PUNTING

MOST PUNTS

13	at Chicago	Dec. 17, 1933
11	vs. Baltimore	Jan. 28, 2001
10	vs. Green Bay	Dec. 17, 1944
	vs. Washington	Dec. 19, 1943

MOST PUNTS, OPPONENT

10	5 times; Last time: at San Francisco	Jan. 22, 2012
----	--------------------------------------	---------------

FEWEST PUNTS

1	vs. Minnesota	Jan. 14, 2001
2	vs. Philadelphia	Jan. 11, 2009
3	4 times; Last time: at San Francisco	Jan. 20, 1991

FEWEST PUNTS, OPPONENT

2	3 times; Last time: vs. Chicago	Jan. 13, 1991
---	---------------------------------	---------------

PENALTIES

MOST PENALTIES

11	vs. Green Bay	Dec. 17, 1944
9	at San Francisco	Jan. 22, 2012
8	at San Francisco	Jan. 3, 1982
6	vs. Chicago Bears	Dec. 15, 1946
	vs. Chicago	Dec. 30, 1956
	vs. Washington	Jan. 11, 1987
	vs. Denver	Jan. 25, 1987
	vs. Baltimore	Jan. 28, 2001

MOST PENALTIES, OPPONENT

14	at San Francisco	Jan. 3, 1982
11	vs. San Francisco	Jan. 4, 1987
	at Dallas	Jan. 13, 2008
10	at Rams	Dec. 23, 1984
	at Chicago	Dec. 21, 1941

FUMBLES

MOST FUMBLES

6	vs. Cleveland	Dec. 21, 1958
	vs. Baltimore	Dec. 28, 1958
5	at Green Bay	Dec. 31, 1961
	vs. Chicago	Dec. 9, 1934
	at Green Bay	Jan. 20, 2008

MOST FUMBLES, OPPONENT

5	at Philadelphia	Dec. 27, 1981
	vs. Chicago	Dec. 9, 1934
4	at Detroit	Dec. 15, 1935
	vs. Minnesota	Dec. 27, 1997
	at San Francisco	Jan. 22, 2012

MOST FUMBLES LOST

5	vs. Cleveland	Dec. 21, 1958
4	vs. Baltimore	Dec. 28, 1958
3	vs. Philadelphia	Jan. 7, 2001
	at Detroit	Dec. 15, 1935
	vs. Washington	Jan. 11, 1987

MOST FUMBLES LOST, OPPONENT

4	at Detroit	Dec. 15, 1935
3	at Green Bay	Jan. 15, 2012
2	Many times, most recently at San Francisco	Jan. 22, 2012

SACKS

MOST SACKS

6	vs. Philadelphia	Jan. 7, 2001
5	at Green Bay	Jan. 8, 2017
	vs. New England	Feb. 3, 2008

MOST SACKS, OPPONENT

6	at San Francisco	Jan. 22, 2012
	at San Francisco	Dec. 29, 1984
	at Chicago	Jan. 5, 1986
5	vs. New England	Feb. 3, 2008



WIN / LOSS RECORDS

GIANTS BEST WINNING PERCENTAGE SEASONS

1929	.900 (13-1-1)
1927	.885 (11-1-1)
1986	.875 (14-2)
1939	.864 (9-1-1)
1944	.850 (8-1-1)
1950	.833 (10-2)

GIANTS MOST REGULAR SEASON VICTORIES

1986	14 wins
1990	13 wins
1930	13 wins
1929	13 wins
2008	12 wins
2000	12 wins
1989	12 wins
1962	12 wins
2016	11 wins
2005	11 wins
1993	11 wins
1963	11 wins
1933	11 wins
1927	11 wins

GIANTS REGULAR SEASON RECORD MONTH-BY-MONTH

	Home	Road	Total
August	1-0-0 (1.000)	0-0-0	1-0-0 (1.000)
September	50-46-1 (.521)	68-72-4 (.486)	118-118-5 (.500)
October	121-79-4 (.603)	97-99-6 (.495)	218-178-10 (.549)
November	139-90-9 (.603)	75-95-7 (.444)	214-185-16 (.535)
December	78-75-2 (.510)	71-68-0 (.511)	159-143-2 (.510)
January	3-4-0 (.429)	3-3-0 (.500)	6-7-0 (.462)
Total	392-294-16 (.570)	314-337-17 (.483)	706-631-33 (.527)

GIANTS POSTSEASON RECORD MONTH-BY-MONTH

	Home	Road	Neutral	Totals
December	5-6 (.455)	2-9 (.182)	-	7-15 (.318)
January	7-3 (.700)	6-6 (.500)	2-1 (.667)	15-10 (.600)
February	-	-	2-0 (1.000)	2-0-0 (1.000)
Total	12-9 (.571)	8-15 (.347)	4-1 (.800)	24-25 (.490)

GIANTS REGULAR SEASON RECORD BY DECADE

	Home	Road	Totals
1920s	27-8-3 (.771)	17-9-2 (.654)	44-17-5 (.705)
1930s	48-15-4 (.762)	32-24-4 (.571)	80-39-8 (.661)
1940s	34-26-3 (.567)	21-21-5 (.500)	55-47-8 (.536)
1950s	39-19-2 (.672)	37-22-1 (.627)	76-41-3 (.646)
1960s	35-31-3 (.530)	34-32-3 (.515)	69-63-6 (.522)
1970s	29-42-1 (.410)	21-51-0 (.292)	50-93-1 (.351)
1980s	46-31-0 (.597)	35-39-1 (.473)	81-70-1 (.536)
1990s	47-33-0 (.588)	36-43-1 (.456)	83-76-1 (.522)
2000s	43-37-0 (.537)	45-35-0 (.563)	88-72-0 (.550)
2010s	38-42-0 (.475)	32-48-0 (.400)	70-90-0 (.438)
2020s	6-10-0 (.375)	4-13-0 (.235)	10-23-0 (.303)
Overall	392-294-16 (.570)	314-337-17 (.483)	706-631-33 (.527)

GIANTS POSTSEASON RECORD BY DECADE

	Home	Road	Super Bowls	Totals
1920s	0-0	0-0	-	-
1930s	2-0 (1.000)	0-3 (.000)	2-3 (.400)	-
1940s	0-3 (.000)	0-1 (.000)	0-4 (.000)	-
1950s	2-1 (.667)	0-2 (.000)	2-3 (.400)	-
1960s	0-1 (.000)	0-2 (.000)	0-3 (.000)	-
1970s	0-0	0-0	0-0	-
1980s	3-1 (.800)	2-3 (.400)	1-0	6-4 (.600)
1990s	2-1 (.750)	1-1 (.500)	1-0	4-2 (.667)
2000s	2-2 (.400)	3-2 (.667)	1-1	6-5 (.546)
2010s	1-0 (1.000)	2-1 (.667)	1-0	4-1 (.800)
2020s	0-0	0-0	-	-
Overall	12-9 (.571)	8-15 (.348)	4-1 (.800)	24-25 (.490)

Super Bowls XXI, XXV and XXXV count as Giants home games, Super Bowls XLIII and XLVI count as Giants road games

BY OPPONENT

GIANTS COMPOSITE RECORD (VS. CURRENT NFC TEAMS)

Opponent	Reg. Season	Playoffs	Total
Arizona	80-46-2	0-0	80-46-2
Atlanta	11-14-0	1-0	12-14-0
Carolina	5-6-0	0-1	4-7-0
Chicago	21-31-2	3-5	24-36-2
Dallas	46-71-2	1-0	47-71-2
Detroit	21-23-1	0-1	21-24-1

Green Bay	23-29-2	3-5	26-34-2
LA Rams	16-28-0	1-1	17-29-0
Minnesota	10-16-0	2-1	12-17-0
New Orleans	17-14-0	0-0	17-14-0
Philadelphia	85-87-2	2-2	87-89-2
San Francisco	17-17-0	4-4	21-21-0
Seattle	10-9-0	0-0	10-9-0
Tampa Bay	15-9-0	1-0	16-9-0
Washington	104-70-4	1-1	105-71-4
TOTALS	481-470-15	19-21	500-491-15

GIANTS COMPOSITE RECORD (VS. CURRENT AFC TEAMS)

Opponent	Reg. Season	Playoffs	Total
Baltimore	2-4	0-1	2-5
Buffalo	6-7	1-0	7-7
Cincinnati	5-6	0-0	5-6
Cleveland	21-27-2	1-1	22-28-2
Denver	6-7-0	1-0	7-7-0
Houston	4-1	0-0	4-1-0
Indianapolis	6-10	0-2	6-12-0
Jacksonville	3-4	0-0	3-4-0
Kansas City	11-4-0	0-0	11-4-0
Las Vegas	6-8-0	0-0	6-8-0
LA Chargers	5-8-0	0-0	5-8-0
Miami	7-3-0	0-0	7-3-0
New England	4-7-0	2-0	6-7-0
NY Jets	8-6-0	0-0	8-6-0
Pittsburgh	44-31-3	0-0	44-31-3
Tennessee	6-6-0	0-0	6-6-0
Totals	144-139-5	5-4	149-143-5

GIANTS VS. DEFUNCT NFL TEAMS

Baltimore Colts (1950)	1-0-0
Brooklyn Lions	2-0-0
Brooklyn Dodgers	20-5-3
Brooklyn Tigers	2-0-0
Boston Yankees	5-1-3
Buffalo Bisons	2-0-0
Canton Bulldogs	0-0-1
Cleveland Bulldogs	1-1-1
Columbus Tigers	1-0-0
Dallas Texans	1-0-0
Dayton Triangles	1-0-0
Detroit Wolverines	0-1-1
Duluth Eskimos	2-0-0
Frankford Yellow Jackets	8-5-1
Hartford Blues	1-0-0
Kansas City Cowboys	2-0-0
Los Angeles Buccaneers	0-1-0
Newark Tornadoes	2-0-0
New York Bulldogs	1-1-0
New York Yanks	3-0-0
New York Yankees	3-2-0
Orange Tornadoes	1-0-1
Pottsville Maroons	4-0-0
Providence Steamrollers	10-2-1
Rochester Jeffersons	1-0-0
Staten Island Stapletons	5-2-1
Phil-Pitt (1943)	1-1-0
Card-Pitt (1944)	1-0-0
Totals	81-22-13

GIANTS VS. THE NFC EAST IN THE REGULAR SEASON

Year	PHI	WAS	DAL	ARI	Home	Away	Overall
1970	1-1	2-0	1-1	2-0	4-0	2-2	6-2
1971	0-2	0-2	0-2	0-1	0-4	1-3	1-7
1972	2-0	0-2	1-1	2-0	2-2	3-1	5-3
1973	0-1-1	0-2	0-2	1-1	1-2-1	0-4	1-6-1
1974	0-2	0-2	1-1	0-2	0-4	1-3	1-7
1975	1-1	0-2	0-2	0-2	0-4	1-3	1-7
1976	0-2	1-1	0-2	0-2	1-3	0-4	1-7
1977	0-2	2-0	0-2	1-1	2-2	1-3	3-5
1978	0-2	1-1	0-2	1-1	2-2	0-4	2-6
1979	0-2	1-1	0-2	0-2	1-3	0-4	1-7
1980	0-2	0-2	1-1	1-1	1-3	1-3	2-6
1981	1-1	1-1	1-1	2-0	2-2	3-1	5-3
1982	2-0	0-2	0-0	0-1	1-1	1-2	2-3
1983	1-1	0-2	0-2	0-1-1	0-4	1-2-1	1-6-1
1984	1-1	1-1	2-0	1-1	4-0	1-3	5-3
1985	2-0	1-1	0-2	2-0	3-1	2-2	5-3
1986	2-0	1-0	1-1	2-0	4-0	3-1	7-1
1987	2-0	0-2	0-2	1-1	2-2	1-3	3-5
1988	0-2	2-0	2-0	1-1	3-1	2-2	5-3
1989	0-2	2-0	2-0	2-0	3-1	3-1	6-2
1990	1-1	2-0	2-0	2-0	4-0	3-1	7-1
1991	0-2	0-2	1-1	2-0	2-2	1-3	3-5
1992	0-2	1-1	0-2	1-1	1-3	1-3	2-6
1993	2-0	2-0	0-2	1-1	3-1	2-2	5-3
1994	2-0	2-0	1-1	1-1	3-1	3-1	6-2
1995	0-2	2-0	0-2	2-0	2-2	2-2	4-4
1996	0-2	0-2	1-1	1-1	2-2	0-4	2-6
1997	2-0	1-0-1	2-0	2-0	4-0	3-0-1	7-0-1
1998	2-0	1-1	0-2	2-0	3-1	2-2	5-3

1999	2-0	0-2	1-1	0-2	2-2	1-3	3-5
2000	2-0	1-1	2-0	2-0	3-1	4-0	7-1
2001	0-2	1-1	1-1	2-0	3-1	1-3	4-4
2002	1-1	2-0	2-0	-	3-0	2-1	5-1
2003	0-2	1-1	0-2	-	0-3	1-2	1-5
2004	0-2	1-1	2-0	-	201	1-2	3-3
2005	2-0	1-1	1-1	-	3-0	1-2	4-2
2006	1-1	2-0	1-1	-	1-2	3-0	4-2
2007	2-0	1-1	0-2	-	1-2	2-1	3-3
2008	1-1	2-0	1-1	-	2-1	2-1	4-2
2009	0-2	2-0	2-0	-	2-1	2-1	4-2
2010	0-2	2-0	1-1	-	1-2	2-1	3-3
2011	1-1	0-2	2-0	-	1-2	2-1	3-3
2012	1-1	1-1	1-1	-	2-1	1-2	3-3
2013	1-1	2-0	1-1	-	1-2	2-1	3-3
2014	0-2	2-0	0-2	-	1-2	1-2	2-4
2015	0-2	1-1	1-1	-	2-1	0-3	2-4
2016	1-1	1-1	2-0	-	2-1	2-1	4-2
2017	0-2	1-1	0-2	-	1-2	0-3	1-5
2018	0-2	1-1	0-2	-	0-3	1-2	1-5
2019	0-2	2-0	0-2	-	1-2	1-2	2-4
2020	1-1	2-0	1-1	-	3-0	1-2	4-2
2021	1-1	0-2	0-2	-	1-2	0-2	1-5
Totals	40-62	40-6	98-83	172-190			
	1	56-47-	37-24-	74-107-			
		1	1	2			

GIANTS VS. THE AFC (1970-2021)

Year	Home	Away	Overall
1970	1-0	2-0	3-0
1971	1-1	0-1	1-2
1972	1-1	0-1	1-2
1973	1-0	0-2	1-2
1974	0-2	1-0	1-2
1975	1-1	1-0	2-1
1976	1-1	0-1	1-2
1977	0-1	0-1	0-2
1978	1-0	0-1	1-1
1979	0-1	1-0	1-1
1980	0-2	1-1	1-3
1981	0-1	1-0	1-1
1982	1-0	0-0	1-0
1983	0-2	0-2	0-4
1984	1-0	1-0	2-0
1985	1-1	1-1	2-2
1986	3-0	1-1	4-1*
1987	2-0	0-1	2-1
1988	1-0	0-1	1-1
1989	2-0	2-0	4-0
1990	2-1	2-0	4-1*
1991	2-0	1-1	3-1
1992	2-0	0-2	2-2
1993	1-1	1-1	2-2
1994	1-1	2-0	3-1
1995	0-2	0-2	0-4
1996	0-2	2-0	2-2
1997	1-1	0-2	1-3
1998	2-0	1-1	3-1
1999	1-1	1-1	2-2
2000	2-1	1-1	3-2*
2001	1-1	1-1	2-2
2002	1-1	1-1	2-2
2003	0-2	1-1	1-3
2004	1-1	0-2	1-3
2005	2-0	1-1	3-1
2006	1-1	0-2	1-3
2007	1-1	3-0	4-1*
2008	2-0	1-1	3-1
2009	1-1	1-1	2-2
2010	1-1	1-1	2-2
2011	2-0	3-0	5-0*
2012	1-1	0-2	1-3
2013	1-1	0-2	1-3
2014	1-1	1-1	2-2
2015	0-2	2-0	2-2
2016	2-0	1-1	3-1
2017	1-1	1-1	2-2
2018	0-2	1-1	1-3
2019	1-1	0-2	1-3
2020	0-2	1-1	1-3
2021	1-1	0-3	1-4
Totals	53-45	43-50	96-95

*Includes Super Bowl Win

**Includes Super Bowl Loss

NOTABLE GAMES

GIANTS IN OVERTIME

Won: 25 Lost: 18 Tied: 2
 Regular Season: 22-15-2 Postseason: 2-2
 Home: 10-10-0 (0-2) Away: 13-6-2 (2-0)

Date	Opponent	Score
12-28-58	vs. Baltimore (NFL Champ. Game)	17-23 (L)
11-10-74	vs. Jets	20-26 (L)
12-18-77	vs. Chicago	9-12 (L)
11-12-78	at Washington	13-16 (L)
10-25-81	at Atlanta	27-24 (W)
11-15-81	vs. Washington	27-30 (L)
12-19-81	vs. Dallas	13-10 (W)
9-11-83	at Atlanta	16-13 (W)
10-24-83	at St. Louis (Monday Night Football)	20-20 (T)
9-29-85	at Philadelphia	16-10 (W)
10-18-87	at Buffalo	3-6 (L)
12-6-87	vs. Philadelphia	23-20 (W)
10-30-88	at Detroit	13-10 (W)
11-20-88	vs. Philadelphia	17-23 (L)
1-7-89	vs. Rams (Divisional Playoff Game)	13-19 (L)
1-2-94	vs. Dallas	13-16 (L)
10-30-94	vs. Detroit	25-28 (L)
9-10-95	at Kansas City	17-20 (L)
10-8-95	vs. Arizona	27-21 (W)
9-1-96	vs. Buffalo	20-23 (L)
10-19-97	at Detroit	26-20 (W)
11-23-97	at Washington (Sunday Night Football)	7-7 (T)
10-31-99	at Philadelphia	23-17 (W)
11-4-01	vs. Dallas	27-24 (W)
12-1-02	vs. Tennessee	27-21 (L)
12-28-02	vs. Philadelphia	10-7 (W)
9-15-03	vs. Dallas	35-32 (L)
9-21-03	at Washington	24-21 (W)
11-2-03	at Jets	31-28 (W)
10-6-05	at Dallas	16-13 (L)
11-27-05	at Seattle	24-21 (L)
12-11-05	at Philadelphia	26-23 (W)
9-17-06	at Philadelphia	30-24 (W)
1-20-08	at Green Bay (NFC Champ. Game)	23-20 (W)
9-21-08	vs. Cincinnati	26-23 (W)
12-21-08	vs. Carolina	34-28 (W)
11-22-09	vs. Atlanta	34-31 (W)
1-22-12	at San Francisco (NFC Cham. Game)	20-17 (W)
12-22-13	at Detroit	23-20 (W)
12-6-15	vs. Jets	23-20 (L)
11-19-17	vs. Kansas City	12-9 (W)
12-2-18	vs. Chicago	30-27 (W)
12-9-19	at Philadelphia	23-17 (L)
12-22-19	at Washington	41-35 (W)
10-3-21	at New Orleans	27-21 (W)

GIANTS ON SUNDAY NIGHT

Overall: 22-31-1 Home: 11-13 Away: 11-18-1

Date	Opponent	Score	Network
10-6-85	vs. Dallas	29-30 (L)	ABC
11-8-87	vs. New England	17-10 (W)	ESPN
11-27-88	at New Orleans	13-12 (W)	ESPN
9-9-90	vs. Philadelphia	27-20 (W)	TNT
10-27-91	vs. Washington	13-17 (L)	ESPN
11-1-92	at Washington	24-7 (W)	TNT
11-15-92	at Denver	13-27 (L)	ESPN
10-3-93	at Buffalo	14-17 (L)	TNT
9-11-94	at Arizona	20-17 (W)	TNT
10-29-95	at Washington	24-15 (W)	TNT
9-1-96	vs. Buffalo	20-23 OT (L)	TNT
11-10-96	at Carolina	17-27 (L)	ESPN
11-23-97	at Washington	7-7 OT (T)	ESPN
10-11-98	vs. Atlanta	20-34 (L)	ESPN
9-26-99	at New England	14-16 (L)	ESPN
9-24-00	vs. Washington	6-16 (L)	ESPN
11-26-00	at Arizona	31-7 (W)	ESPN
12-17-00	at Dallas	17-13 (W)	ESPN
11-3-02	vs. Jacksonville	24-17 (W)	ESPN
12-14-03	at New Orleans	7-45 (L)	ESPN
1-2-05	vs. Dallas	28-24 (W)	ESPN
9-25-05	at San Diego	23-45 (L)	ESPN
9-10-06	vs. Indianapolis	21-26 (L)	NBC
11-12-06	vs. Chicago	20-38 (L)	NBC
9-9-07	at Dallas	35-45 (L)	NBC
9-30-07	vs. Philadelphia	16-3 (W)	NBC
12-16-07	vs. Washington	10-22 (L)	NBC

11-9-08	at Philadelphia	36-31 (W)	NBC
12-14-08	at Dallas	8-20 (L)	NBC
12-21-08	vs. Carolina	34-28 OT (W)	NBC
9-20-09	at Dallas	33-31 (W)	NBC
10-25-09	vs. Arizona	17-24 (L)	NBC
12-13-09	vs. Philadelphia	38-45 (L)	NBC
9-19-10	at Indianapolis	14-38 (L)	NBC
10-3-10	vs. Chicago	17-3 (W)	NBC
11-21-10	at Philadelphia	17-27 (L)	NBC
11-20-11	vs. Philadelphia	31-14 (W)	NBC
12-11-11	at Dallas	37-34 (W)	NBC
1-1-12	vs. Dallas	31-14 (W)	NBC
9-30-12	at Philadelphia	17-19 (L)	NBC
11-25-12	vs. Green Bay	38-10 (W)	NBC
9-8-13	at Dallas	31-36 (L)	NBC
12-1-13	at Washington	24-17 (W)	NBC
10-12-14	at Philadelphia	0-27 (L)	NBC
11-23-14	vs. Dallas	28-31 (L)	NBC
9-13-15	at Dallas	26-27 (L)	NBC
10-11-15	vs. San Francisco	30-27 (W)	NBC
12-27-15	at Minnesota	17-49 (L)	NBC
10-09-16	at Green Bay	16-23 (L)	NBC
12-11-16	vs. Dallas	10-7 (W)	NBC
9-10-17	at Dallas	3-19 (L)	NBC
10-15-17	at Dallas	23-10 (W)	NBC
9/16/18	at Dallas	13-20 (L)	NBC
12/20/20	vs. Cleveland	20-6 (L)	NBC

GIANTS ON MONDAY NIGHT

Overall: 25-45-1 Home: 9-13 Away: 16-32-1

Date	Opponent	Score
11-23-70	at Philadelphia	20-23 (L)
10-11-71	at Dallas	13-20 (L)
10-2-72	at Philadelphia	27-12 (W)
12-10-73	at Rams	6-40 (L)
10-20-75	at Buffalo	17-14 (W)
10-31-77	at St. Louis	0-28 (L)
9-17-79	at Washington	0-27 (L)
9-22-80	at Philadelphia	3-35 (L)
9-20-82	vs. Green Bay	19-27 (L)
9-26-83	vs. Green Bay	27-20 (W)
10-24-83	at St. Louis	20-20 (T)
11-7-83	at Detroit	9-15 (L)
10-8-84	at Washington	21-23 (L)
11-18-85	vs. San Francisco	28-31 (L)
9-8-86	at Dallas	27-20 (W)
10-27-86	vs. Washington	21-17 (W)
12-1-86	at San Francisco	19-34 (L)
9-14-87	at Chicago	21-41 (L)
10-5-87	vs. San Francisco	24-33 (L)
11-2-87	at Dallas	27-20 (W)
9-5-88	vs. Washington	13-24 (L)
10-10-88	at Philadelphia	27-24 (W)
9-11-89	at Washington	24-14 (W)
10-30-89	vs. Minnesota	24-34 (L)
11-27-89	at San Francisco	24-7 (W)
11-5-90	at Indianapolis	3-7 (L)
12-3-90	at San Francisco	16-14 (W)
9-2-91	vs. San Francisco	23-20 (W)
10-14-91	at Pittsburgh	7-30 (L)
11-4-91	at Philadelphia	27-14 (W)
9-21-92	at Chicago	24-14 (W)
12-20-93	at New Orleans	10-27 (L)
10-10-94	vs. Minnesota	10-38 (L)
11-7-94	vs. Minnesota	13-10 (W)
11-21-94	at Houston	0-35 (L)
9-4-95	vs. Dallas	7-31 (L)
9-21-98	vs. Dallas	7-31 (L)
11-30-98	at San Francisco	13-10 (W)
10-18-99	vs. Dallas	31-20 (L)
9-10-01	at Denver	10-9 (L)
10-22-01	vs. Philadelphia	28-16 (L)
11-19-01	at Minnesota	17-3 (L)
10-28-02	at Philadelphia	35-32 (L)
9-15-03	vs. Dallas	19-13 (L)
11-24-03	at Tampa Bay	27-10 (W)
9-19-05	at New Orleans*	36-22 (W)
10-23-06	at Dallas	26-10 (L)
11-20-06	at Jacksonville	31-10 (W)
10-15-07	at Atlanta	35-14 (L)
10-13-08	at Cleveland	45-12 (W)
12-21-09	at Washington	41-34 (W)
10-25-10	at Dallas	28-16 (W)
9-19-11	vs. St. Louis	24-29 (L)
11-28-11	at New Orleans	16-17 (L)
12-3-12	at Washington	23-7 (W)
10-21-13	vs. Minnesota	14-35 (L)
9-8-14	at Detroit	

11-3-14	vs. Indianapolis	24-40 (L)
10-19-15	at Philadelphia	7-27 (L)
12-14-15	at Miami	31-24 (W)
10-3-16	at Minnesota	10-24 (L)
11-14-16	vs. Cincinnati	21-20 (W)
9-18-17	vs. Detroit	10-24 (L)
10-22-18	at Atlanta	20-23 (L)
11-12-18	at San Francisco	27-23 (W)
11-4-19	vs. Dallas	37-18 (L)
12-9-19	at Philadelphia	23-17 (L)
9-14-20	Pittsburgh	26-16 (L)
11-2-20	Tampa Bay	25-23 (L)
11-1-21	at Kansas City	20-17 (L)
11-22-21	at Tampa Bay	30-10 (L)

*Played in Giants Stadium

MILESTONE GAMES

(based on regular season games)

1st Game	10-11-25 at Providence (L) 0-14
50th Game	12-8-28 at Frankford (L) 0-7
100th Game	10-9-32 at Boston (L) 6-14
200th Game	11-3-40 at Brooklyn (W) 10-7
300th Game	11-20-49 vs. Detroit (L) 21-45
400th Game	9-28-58 Chicago Cardinals (W) 37-7*
500th Game	11-14-65 at Cleveland (L) 21-34
600th Game	11-26-72 vs. Philadelphia (W) 62-10
700th Game	11-11-79 vs. Atlanta (W) 24-3
800th Game	10-12-86 vs. Philadelphia (W) 35-3
900th Game	11-22-92 vs. Philadelphia (L) 34-47
1,000th Game	12-20-98 vs. Kansas City (W) 28-7

1,100th Game	9-25-05 at San Diego (L) 28-45
1,200 Game	10-30-11 vs. Miami (W) 20-17
1,300 Game	11-23-17 at Washington (L) 10-20

*Game played in Buffalo, NY

GIANTS YEAR-BY-YEAR RESULTS

1920'S

1925 (8-4)

4th Place, National Football League

ROBERT FOLWELL, Head Coach

Date	Opponent	Giants	Opp.
10/11	at Providence (L)	0	14
10/17	at Frankford (L)	3	5
10/18	Frankford (L)	0	14
11/1	Cleveland Bulldogs (W)	19	0
11/3	Buffalo Bisons (W)	7	0
11/8	Columbus (W)	19	0
11/11	Rochester (W)	13	0
11/15	Providence (W)	13	12
11/22	Kansas City Cowboys (W)	9	3
11/29	Dayton (W)	23	0
12/6	Chicago Bears (L)	7	19
12/13	at Chicago Bears (W)	9	0
(H 7-2, A 1-2)		122	67

1926 (8-4-1)

7th Place, National Football League

JOSEPH ALEXANDER, Head Coach

Date	Opponent	Giants	Opp.
9/26	at Hartford (W)	21	0
10/3	at Providence (W)	7	6
10/10	at Chicago Bears (L)	0	7
10/16	at Frankford (L)	0	6
10/17	Frankford (L)	0	6
10/24	Kansas City Cowboys (W)	13	0
11/2	Canton (T)	7	7
11/7	Chicago Cardinals (W)	20	0
11/11	Duluth (W)	14	13
11/14	LA Buccaneers (L)	0	6
11/21	Providence (W)	21	0
11/25	at Brooklyn Lions (W)	17	0
11/28	Brooklyn Lions (W)	27	0
(H 5-2-1, A 3-2)		147	51

1927 (11-1-1)

1st Place, National Football League

EARL POTTEIGER, Head Coach

NFL CHAMPIONS

Date	Opponent	Giants	Opp.
9/25	at Providence (W)	8	0
10/2	at Cleveland Bulldogs (T)	0	0
10/9	at Pottsville (W)	19	0
10/16	Cleveland Bulldogs (L)	0	6
10/22	at Frankford (W)	13	0
10/23	Frankford (W)	27	0
10/30	Pottsville (W)	16	0
11/6	Duluth (W)	21	0
11/8	Providence (W)	25	0

11/20	Chicago Cardinals (W)	28	7
11/27	Chicago Bears (W)	13	7
12/4	New York Yankees (W)	14	0
12/11	at New York Yankees (W)	13	0
	(H 7-1, A 4-0-1)	197	20

1928 (4-7-2)

6th Place, National Football League

EARL POTTEIGER, Head Coach

Date	Opponent	Giants	Opp.
9/30	at Pottsville (W)	12	6
10/7	at Green Bay (W)	6	0
10/14	at Chicago Bears (L)	0	13
10/21	at Detroit Wolverines (L)	0	28
10/28	at New York Yankees (W)	10	7
11/4	Frankford (T)	0	0
11/6	Pottsville (W)	13	7
11/11	Detroit Wolverines (T)	19	19
11/18	Green Bay (L)	0	7
11/25	at Providence (L)	0	16
12/2	New York Yankees (L)	13	19
12/8	at Frankford (L)	0	7
12/16	at New York Yankees (L)	6	7
	(H 1-2-2, A 3-5)	79	136

1929 (13-1-1)

2nd Place, National Football League

LeROY ANDREWS, Head Coach

Date	Opponent	Giants	Opp.
9/29	at Orange (T)	0	0
10/6	at Providence (W)	7	0
10/13	Staten Island (W)	19	9
10/20	Frankford (W)	32	0
10/27	Providence (W)	19	0
11/3	at Chicago Bears (W)	26	14
11/5	at Buffalo Bisons (W)	45	6
11/10	Orange (W)	22	0
11/17	Chicago Bears (W)	34	0
11/24	Green Bay (L)	6	20
11/28	at Staten Island (W)	21	7
12/1	Chicago Cardinals (W)	24	21
12/7	at Frankford (W)	12	0
12/8	Frankford (W)	31	0
12/15	at Chicago Bears (W)	14	9
	(H 7-1, A 6-0-1)	312	86

1930's

1930 (13-4)

2nd Place, National Football League

LeROY ANDREWS, Head Coach (11-4)

STEVE OWEN & BENNIE FRIEDMAN, Co-Head Coaches (2-0)

Date	Opponent	Giants	Opp.
9/17	at Newark (W)	32	0
9/28	at Providence (W)	27	7
10/5	at Green Bay (L)	7	14
10/12	at Chicago Bears (W)	12	0
10/16	Chicago Cardinals (W)	25	12
10/19	Frankford (W)	53	0
10/26	Providence (W)	25	0
10/30	Newark (W)	34	7
11/2	Staten Island (W)	9	7
11/5	at Portsmouth (W)	19	6
11/9	at Chicago Cardinals (W)	13	7
11/16	Chicago Bears (L)	0	12
11/23	Green Bay (W)	13	6
11/27	at Staten Island (L)	6	7
11/30	Brooklyn Dodgers (L)	6	7
12/6	at Frankford (W)	14	6
12/7	at Brooklyn Dodgers (W)	13	0
	(H 6-2, A 7-2)	308	98

1931 (7-6-1)

5th Place, National Football League

STEVE OWEN, Head Coach

Date	Opponent	Giants	Opp.
9/27	at Providence (W)	14	6
9/30	at Portsmouth (L)	6	14
10/4	at Green Bay (L)	7	27
10/11	at Chicago Bears (L)	0	6
10/18	Staten Island (W)	7	0
10/25	Brooklyn Dodgers (W)	27	0
11/1	Portsmouth (W)	14	0
11/8	Frankford (W)	13	0
11/15	Chicago Bears (L)	6	12
11/22	Green Bay (L)	10	14
11/26	at Staten Island (L)	6	9
11/29	Providence (T)	0	0
12/6	at Brooklyn Dodgers (W)	19	6
12/13	at Chicago Bears (W)	25	6
	(H 4-2-1, A 3-4)	154	100

1932 (4-6-2)

5th Place, National Football League

STEVE OWEN, Head Coach

Date	Opponent	Giants	Opp.
9/25	at Portsmouth (L)	0	7
10/2	at Green Bay (L)	0	13
10/9	at Boston Braves (L)	6	14
10/16	at Brooklyn Dodgers (W)	20	12
10/23	Boston Braves (T)	0	0
10/30	Portsmouth (L)	0	6
11/6	Chicago Bears (L)	8	28
11/13	Staten Island (W)	27	7
11/20	Green Bay (W)	6	0
11/24	at Staten Island (T)	13	13
11/27	at Brooklyn Dodgers (W)	13	7
12/4	at Chicago Bears (L)	0	6
	(H 2-2-1, A 2-4-1)	93	113

1933 (11-3)

1st Place, Eastern Div.

STEVE OWEN, Head Coach

Date	Opponent	Giants	Opp.
9/20	at Pittsburgh (W)	23	2
9/24	at Portsmouth (L)	7	17
10/1	Green Bay (Milw.) (W)	10	7
10/8	at Boston Redskins (L)	20	21
10/15	Philadelphia (W)	56	0
10/22	Brooklyn Dodgers (W)	21	7
10/29	at Chicago Bears (L)	10	14
11/5	Portsmouth (W)	13	10
11/12	Boston Redskins (W)	7	0
11/19	Chicago Bears (W)	3	0
11/26	Green Bay (W)	17	6
11/30	at Brooklyn Dodgers (W)	10	0
12/3	Pittsburgh (W)	27	3
12/10	at Philadelphia (W)	20	14
	(H 7-0, A 4-3)	244	101

NFL Championship Game

12/17	at Chicago Bears (L)	21	23
-------	----------------------	----	----

1934 (8-5)

1st Place, Eastern Div

STEVE OWEN, Head Coach

NFL CHAMPIONS

Date	Opponent	Giants	Opp.
9/23	at Detroit (L)	0	9
9/30	Green Bay (Milw.) (L)	6	20
10/3	at Pittsburgh (W)	14	12
10/7	at Boston Redskins (W)	16	13
10/14	Brooklyn Dodgers (W)	14	0
10/21	Pittsburgh (W)	17	7
10/28	Philadelphia (W)	17	0
11/4	at Chicago Bears (L)	7	27
11/11	Green Bay (W)	17	3
11/18	Chicago Bears (L)	9	10
11/25	Boston Redskins (W)	3	0
11/29	at Brooklyn Dodgers (W)	27	0
12/2	at Philadelphia (L)	0	6
	(H 5-1, A 3-4)	147	107

NFL Championship Game

12/9	Chicago Bears (W)	30	13
------	-------------------	----	----

1935 (9-3)

1st Place, Eastern Div.

STEVE OWEN, Head Coach

Date	Opponent	Giants	Opp.
9/22	at Pittsburgh (W)	42	7
9/29	at Green Bay (L)	7	16
10/6	at Boston Redskins (W)	20	12
10/13	Brooklyn Dodgers (W)	10	7
10/20	Boston Redskins (W)	17	6
10/27	Chicago Cardinals (L)	13	14
11/3	Chicago Bears (L)	3	20
11/17	at Chicago Bears (W)	3	0
11/24	Philadelphia (W)	10	0
11/28	at Brooklyn Dodgers (W)	21	0
12/1	at Philadelphia (W)	21	14
12/8	Pittsburgh (W)	13	0
	(H 4-2, A 5-1)	180	96

NFL Championship Game

12/15	at Detroit (L)	7	26
-------	----------------	---	----

1936 (5-6-1)

3rd Place, Eastern Div.

STEVE OWEN, Head Coach

Date	Opponent	Giants	Opp.
9/13	at Philadelphia (L)	7	10
9/27	at Pittsburgh (L)	7	10
10/4	at Boston Redskins (W)	7	0
10/11	Brooklyn Dodgers (T)	10	10
10/18	Chicago Cardinals (W)	14	6
10/25	Philadelphia (W)	21	17
11/1	Detroit (W)	14	7

11/8	Chicago Bears (L)	7	25
11/15	at Detroit (L)	0	38
11/22	Green Bay (L)	14	26
11/26	at Brooklyn Dodgers (W)	14	0
12/6	Boston Redskins (L)	0	14
	(H 3-3-1, A 2-3)	115	163

1937 (6-3-2)

2nd Place, Eastern Div. STEVE OWEN, Head Coach

Date	Opponent	Giants	Opp.
9/16	at Washington (L)	3	13
9/26	at Pittsburgh (W)	10	7
10/3	at Philadelphia (W)	16	7
10/17	Philadelphia (W)	21	0
10/24	Brooklyn Dodgers (W)	21	0
10/31	Chicago Bears (T)	3	3
11/7	Pittsburgh (W)	17	0
11/14	Detroit (L)	0	17
11/21	Green Bay (W)	10	0
11/25	at Brooklyn Dodgers (T)	13	13
12/5	Washington (L)	14	49
	(H 4-2-1, A 2-1-1)	128	109

1938 (8-2-1)

1st Place, Eastern Div. STEVE OWEN, Head Coach

NFL CHAMPIONS

Date	Opponent	Giants	Opp.
9/18	at Pittsburgh (W)	27	14
9/25	at Philadelphia (L)	10	14
10/3	Pittsburgh (L)	10	13
10/9	at Washington (W)	10	7
10/16	Philadelphia (W)	17	7
10/23	Brooklyn Dodgers (W)	28	14
11/6	Chicago Cardinals (W)	6	0
11/13	Cleveland Rams (W)	28	0
11/20	Green Bay (W)	15	3
11/24	at Brooklyn Dodgers (T)	7	7
12/4	Washington (W)	36	0
	(H 6-1, A 2-1-1)	194	79
	NFL Championship Game		
12/11	Green Bay (W)	23	17

1939 (9-1-1)

1st Place, Eastern Div. STEVE OWEN, Head Coach

Date	Opponent	Giants	Opp.
9/24	at Philadelphia (W)	13	3
10/1	at Washington (T)	0	0
10/8	at Pittsburgh (W)	14	7
10/15	Philadelphia (W)	27	10
10/22	Chicago Bears (W)	16	13
10/29	at Brooklyn Dodgers (W)	7	6
11/5	at Detroit (L)	14	18
11/12	Chicago Cardinals (W)	17	7
11/19	Pittsburgh (W)	23	7
11/26	Brooklyn Dodgers (W)	28	7
12/3	Washington (W)	9	7
	(H 6-0, A 3-1-1)	168	85
	NFL Championship Game		
12/10	Green Bay (Milw.) (L)	0	27

1940'S

1940 (6-4-1)

3rd Place, Eastern Div. STEVE OWEN, Head Coach

Date	Opponent	Giants	Opp.
9/15	at Pittsburgh (T)	10	10
9/22	at Washington (L)	7	21
9/28	at Philadelphia (W)	20	14
10/13	Philadelphia (W)	17	7
10/20	Pittsburgh (W)	12	0
10/27	Chicago Bears (L)	21	37
11/3	at Brooklyn Dodgers (W)	10	7
11/10	Cleveland Rams (L)	0	13
11/17	Green Bay (W)	7	3
11/24	Washington (W)	21	7
12/1	Brooklyn Dodgers (L)	6	14
	(H 4-3, A 2-1-1)	131	133

1941 (8-3)

1st Place, Eastern Div. STEVE OWEN, Head Coach

Date	Opponent	Giants	Opp.
9/13	at Philadelphia (W)	24	0
9/28	at Washington (W)	17	10
10/5	at Pittsburgh (W)	37	10
10/12	Philadelphia (W)	16	0
10/19	Pittsburgh (W)	28	7
10/26	at Brooklyn Dodgers (L)	13	16
11/2	Chicago Cardinals (L)	7	10
11/9	Detroit (W)	20	13

11/16	Cleveland Rams (W)	49	14
11/23	Washington (W)	20	13
12/7	Brooklyn Dodgers (L)	7	21
	(H 5-2, A 3-1)	238	114

NFL Championship Game

12/21	at Chicago Bears (L)	9	37
-------	----------------------	---	----

1942 (5-5-1)

3rd Place, Eastern Div. STEVE OWEN, Head Coach

Date	Opponent	Giants	Opp.
9/27	at Washington (W)	14	7
10/4	at Pittsburgh (L)	10	13
10/11	Philadelphia (W)	35	17
10/18	at Chicago Bears (L)	7	26
10/25	at Brooklyn Dodgers (L)	7	17
11/1	Pittsburgh (L)	9	17
11/8	at Philadelphia (W)	14	0
11/15	Washington (L)	7	14
11/22	Green Bay (T)	21	21
11/29	Chicago Cardinals (W)	21	7
12/6	Brooklyn Dodgers (W)	10	0
	(H 3-2-1, A 2-3)	155	139

1943 (6-3-1)

T-1st Place, Eastern Div. STEVE OWEN, Head Coach

Date	Opponent	Giants	Opp.
10/9	at Phil-Pitt (L)	14	28
10/17	at Brooklyn Dodgers (W)	20	0
10/24	Phil-Pitt (W)	42	14
10/31	Green Bay (L)	21	35
11/7	at Detroit (T)	0	0
11/14	Chicago Bears (L)	7	56
11/21	Chicago Cardinals (W)	24	13
11/28	Brooklyn Dodgers (W)	24	7
12/5	Washington (W)	14	10
12/12	at Washington (W)	31	1
	(H 4-2, A 2-1-1)	197	170
	Eastern Division Playoff Game		
12/19	Washington (L)	0	28

1944 (8-1-1)

1st Place, Eastern Div. STEVE OWEN, Head Coach

Date	Opponent	Giants	Opp.
10/8	at Boston Yankees (W)	22	10
10/15	at Brooklyn Tigers (W)	14	7
10/22	Card-Pitt (W)	23	0
10/29	Philadelphia (L)	17	24
11/5	Boston Yankees (W)	31	0
11/12	at Philadelphia (T)	21	21
11/19	Green Bay (W)	24	0
11/26	Brooklyn Tigers (W)	7	0
12/3	Washington (W)	16	13
12/10	at Washington (W)	31	0
	(H 5-1, A 3-0-1)	206	75
	NFL Championship Game		
12/17	Green Bay (L)	7	14

1945 (3-6-1)

T-3rd Place, Eastern Div. STEVE OWEN, Head Coach

Date	Opponent	Giants	Opp.
10/7	at Pittsburgh (W)	34	6
10/14	at Boston Yankees* (T)	13	13
10/21	Pittsburgh (L)	7	21
10/28	Washington (L)	14	24
11/4	Cleveland Rams (L)	17	21
11/11	at Philadelphia (L)	17	38
11/18	Detroit (W)	35	14
11/25	Green Bay (L)	14	23
12/2	Philadelphia (W)	28	21
12/9	at Washington (L)	0	17
	(H 2-4, A 1-2-1)	179	198

* played at Yankee Stadium

1946 (7-3-1)

1st Place, Eastern Div. STEVE OWEN, Head Coach

Date	Opponent	Giants	Opp.
9/30	at Boston Yankees (W)	17	0
10/6	at Pittsburgh (W)	17	14
10/13	at Washington (L)	14	24
10/20	Chicago Cardinals (W)	28	24
10/27	Chicago Bears (W)	14	0
11/3	at Philadelphia (L)	14	24
11/10	Philadelphia (W)	45	17
11/17	Boston Yankees (T)	28	28
11/24	Pittsburgh (W)	7	0
12/1	Los Angeles Rams (L)	21	31
12/8	Washington (W)	31	0
	(H 5-1-1, A 2-2)	236	162
	NFL Championship Game		

12/15 Chicago Bears (L) 14 24
1947 (2-8-2)

5th Place, Eastern Div. STEVE OWEN, Head Coach				
Date	Opponent	Giants	Opp.	
9/29	at Boston Yankees (T)	7	7	
10/5	at Philadelphia (L)	0	23	
10/12	at Washington (L)	20	28	
10/19	Boston Yankees (L)	0	14	
10/26	Pittsburgh (L)	21	38	
11/2	at Detroit (L)	7	35	
11/9	Philadelphia (L)	24	41	
11/16	at Pittsburgh (L)	7	24	
11/23	Green Bay (T)	24	24	
11/30	Chicago Cardinals (W)	35	31	
12/7	Washington (W)	35	10	
12/14	at Los Angeles Rams (L)	10	34	
	(H 2-3-1, A 0-5-1)	190	309	

1948 (4-8)

3rd Place, Eastern Conf. STEVE OWEN, Head Coach				
Date	Opponent	Giants	Opp.	
9/23	at Boston Yankees (W)	27	7	
10/3	at Washington (L)	10	41	
10/10	at Philadelphia (L)	0	45	
10/17	Chicago Cardinals (L)	35	63	
10/24	Pittsburgh (W)	34	27	
10/31	at Chicago Bears (L)	14	35	
11/7	Philadelphia (L)	14	35	
11/14	Los Angeles Rams (L)	37	52	
11/21	Green Bay (Milw.) (W)	49	3	
11/28	Boston Yankees (W)	28	14	
12/5	at Pittsburgh (L)	28	38	
12/12	Washington (L)	21	28	
	(H 2-4, A 2-4)	297	388	

1949 (6-6)

3rd Place, Eastern Div. STEVE OWEN, Head Coach				
Date	Opponent	Giants	Opp.	
9/25	at Pittsburgh (L)	7	28	
9/30	at New York Bulldogs (W)	38	14	
10/9	at Washington (W)	45	35	
10/16	Pittsburgh (L)	17	21	
10/23	Chicago Bears (W)	35	28	
10/30	at Chicago Cardinals (W)	41	38	
11/6	New York Bulldogs (L)	24	31	
11/13	at Green Bay (W)	30	10	
11/20	Detroit (L)	21	45	
11/27	Washington (W)	23	7	
12/4	Philadelphia (L)	3	24	
12/11	at Philadelphia (L)	3	17	
	(H 2-4, A 4-2)	287	298	

1950'S

1950 (10-2)

T-1st Place, American Conf. STEVE OWEN, Head Coach				
Date	Opponent	Giants	Opp.	
9/17	at Pittsburgh (W)	18	7	
10/1	at Cleveland (W)	6	0	
10/8	at Washington (W)	21	17	
10/15	Pittsburgh (L)	6	17	
10/22	Cleveland (W)	17	13	
10/29	at Chicago Cardinals (L)	3	17	
11/5	Washington (W)	24	21	
11/12	Chicago Cardinals (W)	51	21	
11/19	at Baltimore (W)	55	20	
11/26	Philadelphia (W)	7	3	
12/3	New York Yanks (W)	51	7	
12/10	at Philadelphia (W)	9	7	
	(H 5-1, A 5-1)	268	150	
American Conference Playoff Game				
12/17	at Cleveland (L)	3	8	

1951 (9-2-1)

2nd Place, American Conf. STEVE OWEN, Head Coach				
Date	Opponent	Giants	Opp.	
10/1	at Pittsburgh (T)	13	13	
10/7	at Washington (W)	35	14	
10/14	Chicago Cardinals (W)	28	17	
10/21	Philadelphia (W)	26	24	
10/28	at Cleveland (L)	13	14	
11/4	New York Yanks (W)	37	31	
11/11	Washington (W)	28	14	
11/18	Cleveland (L)	0	10	
11/25	at Chicago Cardinals (W)	10	0	
12/2	Pittsburgh (W)	14	0	
12/9	at Philadelphia (W)	23	7	
12/16	at New York Yanks (W)	27	17	

(H 5-1, A 4-1-1) 254 161

1952 (7-5)

T-2nd Place, American Conf. STEVE OWEN, Head Coach				
Date	Opponent	Giants	Opp.	
9/28	at Dallas Texans (W)	24	6	
10/4	at Philadelphia (W)	31	7	
10/12	at Cleveland (W)	17	9	
10/19	Chicago Cardinals (L)	23	24	
10/26	Philadelphia (L)	10	14	
11/2	at Chicago Cardinals (W)	28	6	
11/9	San Francisco (W)	23	14	
11/16	Green Bay (L)	3	17	
11/23	at Washington (W)	14	10	
11/30	at Pittsburgh (L)	7	63	
12/7	Washington (L)	17	27	
12/14	Cleveland (W)	37	34	
	(H 2-4, A 5-1)	234	231	

1953 (3-9)

5th Place, Eastern Conf. STEVE OWEN, Head Coach				
Date	Opponent	Giants	Opp.	
9/27	at Los Angeles Rams (L)	7	21	
10/3	at Pittsburgh (L)	14	24	
10/11	at Washington (L)	9	13	
10/18	Chicago Cardinals (W)	21	7	
10/25	Cleveland (L)	0	7	
11/1	at Chicago Cardinals (W)	23	20	
11/8	at Philadelphia (L)	7	30	
11/15	Pittsburgh (L)	10	14	
11/22	Washington (L)	21	24	
11/29	Philadelphia (W)	37	28	
12/6	at Cleveland (L)	14	62	
12/13	Detroit (L)	16	27	
	(H 2-4, A 1-5)	179	277	

1954 (7-5)

3rd Place, Eastern Conf. JIM LEE HOWELL, Head Coach				
Date	Opponent	Giants	Opp.	
9/26	at Chicago Cardinals (W)	41	10	
10/2	at Baltimore (L)	14	20	
10/10	at Washington (W)	51	21	
10/17	Chicago Cardinals (W)	31	17	
10/24	Washington (W)	24	7	
10/31	at Cleveland (L)	14	24	
11/7	at Pittsburgh (W)	30	6	
11/14	Philadelphia (W)	27	14	
11/21	Los Angeles Rams (L)	16	17	
11/28	Cleveland (L)	7	16	
12/5	Pittsburgh (W)	24	3	
12/12	at Philadelphia (L)	14	29	
	(H 4-2, A 3-3)	293	184	

1955 (6-5-1)

3rd Place, Eastern Conf. JIM LEE HOWELL, Head Coach				
Date	Opponent	Giants	Coach	
9/24	at Philadelphia (L)	17	27	
10/2	at Chicago Cardinals (L)	17	28	
10/9	at Pittsburgh (L)	23	30	
10/16	Chicago Cardinals (W)	10	0	
10/23	Pittsburgh (L)	17	19	
10/30	Washington (W)	35	7	
11/6	at Cleveland (L)	14	24	
11/13	Baltimore (W)	17	7	
11/20	Philadelphia (W)	31	7	
11/27	Cleveland (T)	35	35	
12/4	at Washington (W)	27	20	
12/11	at Detroit (W)	24	19	
	(H 4-1-1, A 2-4)	267	223	

1956 (8-3-1)

1st Place, Eastern Conf. JIM LEE HOWELL, Head Coach NFL CHAMPIONS				
Date	Opponent	Giants	Opp.	
9/30	at San Francisco (W)	38	1	
10/7	at Chicago Cardinals (L)	27	35	
10/14	at Cleveland (W)	21	9	
10/21	Pittsburgh (W)	38	10	
10/28	Philadelphia (W)	20	3	
11/4	at Pittsburgh (W)	17	14	
11/11	Chicago Cardinals (W)	23	10	
11/18	at Washington (L)	7	33	
11/25	Chicago Bears (T)	17	17	
12/2	Washington (W)	28	14	
12/9	Cleveland (L)	7	24	
12/15	at Philadelphia (W)	21	7	
	(H 4-1-1, A 4-2)	264	197	
NFL Championship Game				

12/30 Chicago Bears (W) 47 7
1957 (7-5)

2nd Place, Eastern Conf.
JIM LEE HOWELL, Head Coach

Date	Opponent	Giants	Opp.
9/29	at Cleveland (L)	3	6
10/5	at Philadelphia (W)	24	20
10/13	at Washington (W)	24	20
10/20	Pittsburgh (W)	35	0
10/27	Washington (L)	14	31
11/3	at Green Bay (W)	21	17
11/10	Chicago Cardinals (W)	27	14
11/17	Philadelphia (W)	13	0
11/24	at Chicago Cardinals (W)	28	21
12/1	San Francisco (L)	17	27
12/7	at Pittsburgh (L)	10	21
12/15	Cleveland (L)	28	34
	(H 3-3, A 4-2)	254	211

1958 (9-3)

T-1st Place, Eastern Conf.
JIM LEE HOWELL, Head Coach

Date	Opponent	Giants	Opp.
9/28	at Chicago Cardinals* (W)	37	7
10/5	at Philadelphia (L)	24	27
10/12	at Washington (W)	21	14
10/19	Chicago Cardinals (L)	6	23
10/26	Pittsburgh (W)	17	6
11/2	at Cleveland (W)	21	17
11/9	Baltimore (W)	24	21
11/16	at Pittsburgh (L)	10	31
11/23	Washington (W)	30	0
11/30	Philadelphia (W)	24	10
12/7	at Detroit (W)	19	17
12/14	Cleveland (W)	13	10
	(H 5-1, A 4-2)	246	183

* played at Buffalo, N.Y.

Eastern Conference Playoff Game

12/21 Cleveland (W) 10 0

NFL Championship Game

12/28 Baltimore (OT) (L) 17 23

1959 (10-2)

1st Place, Eastern Conf.
JIM LEE HOWELL, Head Coach

Date	Opponent	Giants	Opp.
9/26	at Los Angeles Rams (W)	23	21
10/4	at Philadelphia (L)	21	49
10/11	at Cleveland (W)	10	6
10/18	Philadelphia (W)	24	7
10/25	at Pittsburgh (W)	21	16
11/1	Green Bay (W)	20	3
11/8	Chicago Cardinals (W)	9	3
11/15	Pittsburgh (L)	9	14
11/22	at Chicago Cardinals* (W)	30	20
11/29	Washington (W)	45	14
12/6	Cleveland (W)	48	7
12/13	at Washington (W)	24	10
	(H 5-1, A 5-1)	284	170

* played at Minneapolis, Minn.

NFL Championship Game

12/27 at Baltimore (L) 16 31

1960'S

1960 (6-4-2)

3rd Place, Eastern Conf.
JIM LEE HOWELL, Head Coach

Date	Opponent	Giants	Opp.
9/25	at San Francisco (W)	21	19
10/2	at St. Louis (W)	35	14
10/9	at Pittsburgh (W)	19	17
10/16	Washington (T)	24	24
10/30	St. Louis (L)	13	20
11/6	at Cleveland (W)	17	13
11/13	Pittsburgh (W)	27	24
11/20	Philadelphia (L)	10	17
11/27	at Philadelphia (L)	23	31
12/4	Dallas (T)	31	31
12/11	at Washington (W)	17	3
12/18	Cleveland (L)	34	48
	(H 1-3-2, A 5-1)	271	261

1961 (10-3-1)

1st Place, Eastern Conf.
ALLIE SHERMAN, Head Coach

Date	Opponent	Giants	Opp.
9/17	St. Louis (L)	10	21
9/24	at Pittsburgh (W)	17	14
10/1	at Washington (W)	24	21
10/8	at St. Louis (W)	24	9
10/15	at Dallas (W)	31	10
10/22	at Dallas (W)	24	14

10/29	Dallas (L)	16	17
11/5	Washington (W)	53	0
11/12	Philadelphia (W)	38	21
11/19	Pittsburgh (W)	42	21
11/26	at Cleveland (W)	37	21
12/3	Green Bay (Milw.) (L)	17	20
12/10	at Philadelphia (W)	28	24
12/17	Cleveland (T)	7	7
	(H 4-2-1, A 6-1)	368	220

NFL Championship Game

12/31 at Green Bay (L) 0 37

1962 (12-2)

1st Place, Eastern Conference
ALLIE SHERMAN, Head Coach

Date	Opponent	Giants	Opp.
9/16	at Cleveland (L)	7	7
9/23	at Philadelphia (W)	29	13
9/30	at Pittsburgh (W)	31	27
10/7	at St. Louis (W)	31	14
10/14	Pittsburgh (L)	17	20
10/21	Detroit (W)	17	14
10/28	Washington (W)	49	34
11/4	St. Louis (W)	31	28
11/11	at Dallas (W)	41	10
11/18	Philadelphia (W)	19	14
11/25	at Washington (W)	42	24
12/2	at Chicago (W)	26	24
12/9	Cleveland (W)	17	13
12/16	Dallas (W)	41	31
	(H 6-1, A 6-1)	398	283

NFL Championship Game

12/30 Green Bay (L) 7 16

1963 (11-3)

1st Place, Eastern Conference
ALLIE SHERMAN, Head Coach

Date	Opponent	Giants	Opp.
9/15	at Baltimore (W)	37	28
9/22	at Pittsburgh (L)	0	31
9/29	at Philadelphia (W)	37	14
10/6	at Washington (W)	24	14
10/13	Cleveland (L)	24	35
10/20	Dallas (W)	37	21
10/27	at Cleveland (W)	33	6
11/3	at St. Louis (W)	38	21
11/10	Philadelphia (W)	42	14
11/17	San Francisco (W)	48	14
11/24	St. Louis (L)	17	24
12/1	at Dallas (W)	34	27
12/8	Washington (W)	44	14
12/15	Pittsburgh (W)	33	17
	(H 5-2, A 6-1)	448	280

NFL Championship Game

12/29 at Chicago (L) 10 14

1964 (2-10-2)

7th Place, Eastern Conference
ALLIE SHERMAN, Head Coach

Date	Opponent	Giants	Opp.
9/13	at Philadelphia (L)	7	38
9/20	at Pittsburgh (L)	24	27
9/25	Washington (W)	13	10
10/4	at Detroit (L)	3	26
10/11	at Dallas (T)	13	13
10/18	Philadelphia (L)	17	23
10/25	at Cleveland (L)	20	42
11/1	St. Louis (W)	34	17
11/8	Dallas (L)	21	31
11/15	at St. Louis (T)	10	10
11/22	Pittsburgh (L)	17	44
11/29	at Washington (L)	21	36
12/6	Minnesota (L)	21	30
12/12	Cleveland (L)	21	52
	(H 2-5, A 0-5-2)	242	399

1965 (7-7)

T-2nd, Eastern Conference
ALLIE SHERMAN, Head Coach

Date	Opponent	Giants	Opp.
9/19	at Dallas (L)	2	31
9/26	at Philadelphia (W)	16	14
10/3	at Pittsburgh (W)	23	13
10/9	at Minnesota (L)	14	40
10/17	Philadelphia (W)	35	27
10/24	Cleveland (L)	14	38
10/31	St. Louis (W)	14	10
11/7	Washington (L)	7	23
11/14	at Cleveland (L)	21	34
11/21	at St. Louis (W)	28	15
11/28	Chicago (L)	14	35
12/5	Pittsburgh (W)	35	10

12/12	at Washington (W)	27	10
12/19	Dallas (L)	20	38
	(H 3-4, A 4-3)	270	338

1966 (1-12-1)

8th Place, Eastern Conf. ALLIE SHERMAN, Head Coach			
Date	Opponent	Giants	Opp.
9/11	at Pittsburgh (T)	34	34
9/18	at Dallas (L)	7	52
9/25	at Philadelphia (L)	17	35
10/2	Cleveland (L)	7	28
10/9	at St. Louis (L)	19	24
10/16	Washington (W)	13	10
10/23	Philadelphia (L)	3	31
11/6	St. Louis (L)	17	20
11/13	at Los Angeles Rams (L)	14	55
11/20	Atlanta (L)	16	27
11/27	at Washington (L)	41	72
12/4	at Cleveland (L)	40	49
12/11	Pittsburgh (L)	28	47
12/18	Dallas (L)	7	17
	(H 1-6, A 0-6-1)	263	501

1967 (7-7)

2nd Place, Century Division ALLIE SHERMAN, Head Coach			
Date	Opponent	Giants	Opp.
9/17	at St. Louis (W)	37	20
9/24	at Dallas (L)	24	38
10/1	at Washington (L)	34	38
10/8	New Orleans (W)	27	21
10/15	at Pittsburgh (W)	27	24
10/22	Green Bay (L)	21	48
10/29	Cleveland (W)	38	34
11/5	at Minnesota (L)	24	27
11/12	at Chicago (L)	7	34
11/19	Pittsburgh (W)	28	20
11/26	Philadelphia (W)	44	7
12/3	at Cleveland (L)	14	24
12/10	Detroit (L)	7	30
12/17	St. Louis (W)	37	14
	(H 5-2, A 2-5)	369	379

1968 (7-7)

2nd Place, NFC East ALLIE SHERMAN, Head Coach			
Date	Opponent	Giants	Opp.
9/15	at Pittsburgh (W)	34	20
9/22	at Philadelphia (W)	34	25
9/29	Washington (W)	48	21
10/6	New Orleans (W)	38	21
10/13	at Atlanta (L)	21	24
10/20	San Francisco (L)	10	26
10/27	at Washington (W)	13	10
11/3	Baltimore (L)	0	26
11/10	at Dallas (W)	27	21
11/17	Philadelphia (W)	7	6
11/24	at Los Angeles Rams (L)	21	24
12/1	at Cleveland (L)	10	45
12/8	St. Louis (L)	21	28
12/15	Dallas (L)	10	28
	(H 3-4, A 4-3)	294	325

1969 (6-8)

2nd Place, NFC East ALEX WEBSTER, Head Coach			
Date	Opponent	Giants	Opp.
9/21	Minnesota	24	23
9/28	at Detroit	0	24
10/5	Chicago	28	24
10/12	Pittsburgh	10	7
10/19	at Washington	14	20
10/27	at Dallas	3	25
11/2	Philadelphia	20	23
11/9	at St. Louis	17	42
11/16	New Orleans	24	25
11/23	at Cleveland	17	28
11/30	Green Bay (Milw.)	10	20
12/7	St. Louis	49	6
12/14	at Pittsburgh	21	17
12/21	Cleveland	27	14
	(H 5-2, A 1-6)	264	298

1970'S

1970 (9-5)

2nd Place, NFC East ALEX WEBSTER, Head Coach			
Date	Opponent	Giants	Opp.
9/19	Chicago (L)	16	24
9/27	at Dallas (L)	10	28
10/4	at New Orleans (L)	10	14
10/11	Philadelphia (W)	30	23
10/18	at Boston Patriots (W)	16	0
10/25	St. Louis (W)	35	17
11/1	at New York Jets (W)	22	10
11/8	Dallas (W)	23	20
11/15	Washington (W)	35	33
11/23	at Philadelphia (L)	20	23
11/29	at Washington (W)	27	24
12/6	Buffalo (W)	20	6
12/13	at St. Louis (W)	34	17
12/20	Los Angeles Rams (L)	3	31
	(H 5-2, A 4-3)	301	270

1971 (4-10)

5th Place, NFC East ALEX WEBSTER, Head Coach			
Date	Opponent	Giants	Opp.
9/19	at Green Bay (W)	42	40
9/26	Washington (L)	3	30
10/3	at St. Louis (W)	24	20
10/11	at Dallas (L)	13	20
10/17	Baltimore (L)	7	31
10/24	at Philadelphia (L)	7	23
10/31	Minnesota (L)	10	17
11/7	San Diego (W)	35	17
11/24	at Atlanta (W)	21	17
11/21	at Pittsburgh (L)	13	17
11/28	St. Louis (L)	7	24
12/5	at Washington (L)	7	23
12/12	Dallas (L)	14	42
12/19	Philadelphia (L)	28	41
	(H 1-6, A 3-4)	228	362

1972 (8-6)

3rd Place, NFC East ALEX WEBSTER, Head Coach			
Date	Opponent	Giants	Opp.
9/17	at Detroit (L)	16	30
9/24	Dallas (L)	14	23
10/2	at Philadelphia (W)	27	12
10/8	New Orleans (W)	45	21
10/15	at San Francisco (W)	23	17
10/22	St. Louis (W)	27	21
10/29	Washington (L)	16	23
11/5	Denver (W)	29	17
11/12	at Washington (L)	13	27
11/19	at St. Louis (W)	13	7
11/26	Philadelphia (W)	62	10
12/3	at Cincinnati (L)	10	13
12/10	Miami (L)	13	23
12/17	at Dallas (W)	23	3
	(H 4-3, A 4-3)	331	247

1973 (2-11-1)

5th Place, NFC East ALEX WEBSTER, Head Coach			
Date	Opponent	Giants	Opp.
9/16	Houston (W)	34	14
9/23	Philadelphia (T)	23	23
9/30	at Cleveland (L)	10	12
10/7	Green Bay (L)	14	16
10/14	Washington (L)	3	21
10/21	at Dallas (L)	28	45
10/28	at St. Louis (L)	27	35
11/4	at Oakland (L)	0	42
11/11	Dallas (L)	10	23
11/18	St. Louis (W)	24	13
11/25	at Philadelphia (L)	16	20
12/2	at Washington (L)	24	27
12/10	at Los Angeles Rams (L)	6	40
12/16	Minnesota (L)	7	31
	(H 2-4-1, A 0-7)	226	362

(Note: Sept. 16 and Sept. 23 games were played at Yankee Stadium. Remainder of home schedule was played at Yale Bowl, New Haven, Conn.)

1974 (2-12)

5th Place, NFC East BILL ARNSPARGER, Head Coach			
Date	Opponent	Giants	Opp.
9/15	Washington (L)	10	13
9/22	New England (L)	20	28
9/29	at Dallas (W)	14	6
10/6	Atlanta (L)	7	14

10/13	at Philadelphia (L)	7	35
10/20	at Washington (L)	3	24
10/27	Dallas (L)	7	21
11/3	at Kansas City (W)	33	27
11/10	New York Jets (OT) (L)	20	26
11/17	at Detroit (L)	19	20
11/24	St. Louis (L)	21	23
12/1	at Chicago (L)	13	16
12/8	Philadelphia (L)	7	20
12/15	at St. Louis (L)	14	26
(H 0-7, A 2-5)		195	299

1975 (5-9)

4th Place, NFC East BILL ARNSPARGER, Head Coach			
Date	Opponent	Giants	Opp.
9/21	at Philadelphia (W)	23	14
9/28	at Washington (L)	13	49
10/5	at St. Louis (L)	14	26
10/12	Dallas (L)	7	13
10/20	at Buffalo (W)	17	14
10/25	St. Louis (L)	13	20
11/1	San Diego (W)	35	24
11/9	Washington (L)	13	21
11/16	Philadelphia (L)	10	13
11/23	Green Bay (Milw.) (L)	14	40
11/30	at Dallas (L)	3	14
12/7	Baltimore (L)	0	21
12/14	New Orleans (W)	28	14
12/21	at San Francisco (W)	26	23
(H 2-5, A 3-4)		216	306

1976 (3-11)

5th Place, NFC East BILL ARNSPARGER, Head Coach (0-7) JOHN MCVAY, Head Coach (3-4)			
Date	Opponent	Giants	Opp.
9/12	at Washington (L)	17	19
9/19	at Philadelphia (L)	7	20
9/26	at Los Angeles Rams (L)	10	24
10/3	at St. Louis (L)	21	27
10/10	Dallas (L)	14	24
10/17	at Minnesota (L)	7	24
10/24	Pittsburgh (L)	0	27
10/31	Philadelphia (L)	0	10
11/7	at Dallas (L)	3	9
11/14	Washington (W)	12	9
11/21	at Denver (L)	13	14
11/28	Seattle (W)	28	16
12/5	Detroit (W)	24	10
12/12	St. Louis (L)	14	17
(H 3-4, A 0-7)		170	250

1977 (5-9)

5th Place, NFC East JOHN MCVAY, Head Coach			
Date	Opponent	Giants	Opp.
9/18	Washington (W)	20	17
9/25	at Dallas (L)	21	41
10/2	at Atlanta (L)	3	17
10/9	Philadelphia (L)	10	28
10/16	San Francisco (W)	20	17
10/23	at Washington (W)	17	6
10/31	at St. Louis (L)	0	28
11/6	Dallas (L)	10	24
11/13	at Tampa Bay (W)	10	0
11/20	Cleveland (L)	7	21
11/27	at Cincinnati (L)	13	30
12/4	St. Louis (W)	27	7
12/11	at Philadelphia (L)	14	17
12/18	Chicago (OT) (L)	9	12
(H 3-4, A 2-5)		181	265

1978 (6-10)

5th Place, NFC East JOHN MCVAY, Head Coach			
Date	Opponent	Giants	Opp.
9/2	at Tampa Bay (W)	19	13
9/10	Dallas (L)	24	34
9/17	Kansas City (W)	26	10
9/24	San Francisco (W)	27	10
10/1	at Atlanta (L)	20	23
10/8	at Dallas (L)	3	24
10/15	Tampa Bay (W)	17	14
10/22	Washington (W)	17	6
10/29	at New Orleans (L)	17	28
11/5	at St. Louis (L)	10	20
11/12	at Washington (OT) (L)	13	16
11/19	Philadelphia (L)	17	19
11/26	at Buffalo (L)	17	41
12/3	Los Angeles Rams (L)	17	20
12/10	St. Louis (W)	17	0

12/17	Philadelphia (L)	3	20
(H 5-3, A 1-7)		264	298

1979 (6-10)

4th Place, NFC East RAY PERKINS, Head Coach			
Date	Opponent	Giants	Opp.
9/2	at Philadelphia (L)	17	23
9/9	St. Louis (L)	14	27
9/17	at Washington (L)	0	27
9/23	Philadelphia (L)	13	17
9/30	at New Orleans (L)	14	24
10/7	Tampa Bay (W)	17	14
10/14	San Francisco (W)	32	16
10/21	at Kansas City (W)	21	17
10/28	at Los Angeles Rams (W)	20	14
11/4	Dallas (L)	14	16
11/11	Atlanta (W)	24	3
11/18	at Tampa Bay (L)	3	31
11/25	Washington (W)	14	6
12/2	at Dallas (L)	7	28
12/9	at St. Louis (L)	20	29
12/16	Baltimore (L)	7	31
(H 4-4, A 2-6)		237	323

1980'S

1980 (4-12)

5th Place, NFC East RAY PERKINS, Head Coach			
Date	Opponent	Giants	Opp.
9/7	at St. Louis (W)	41	35
9/14	Washington (L)	21	23
9/22	at Philadelphia (L)	3	35
9/28	Los Angeles Rams (L)	7	28
10/5	at Dallas (L)	3	24
10/12	Philadelphia (L)	16	31
10/19	at San Diego (L)	7	44
10/26	Denver (L)	9	14
11/2	at Tampa Bay (L)	13	30
11/9	Dallas (W)	38	35
11/16	Green Bay (W)	27	21
11/23	at San Francisco (L)	0	12
11/30	St. Louis (L)	7	23
12/7	at Seattle (W)	27	21
12/13	at Washington (L)	13	16
12/21	Oakland (L)	17	33
(H 2-6, A 2-6)		249	425

1981 (9-7)

3rd Place, NFC East RAY PERKINS, Head Coach			
Date	Opponent	Giants	Opp.
9/6	Philadelphia (L)	10	24
9/13	at Washington (W)	17	7
9/20	New Orleans (W)	20	7
9/27	at Dallas (L)	10	18
10/4	Green Bay (L)	14	27
10/11	St. Louis (W)	34	14
10/18	at Seattle (W)	32	0
10/25	at Atlanta (OT) (W)	27	24
11/1	New York Jets (L)	7	26
11/8	Green Bay (Milw.) (L)	24	26
11/15	at Washington (L)	27	30
11/22	at Philadelphia (W)	20	10
11/29	at San Francisco (L)	10	17
12/6	Los Angeles Rams (W)	10	7
12/13	at St. Louis (W)	20	10
12/19	at Dallas (OT) (W)	13	10
(H 4-4, A 5-3)		295	257

NFC Wild Card Game NFC Playoff Game			
12/27	at Philadelphia (W)	27	21
1/3	at San Francisco (L)	24	38

1982 (4-5)

10th Place, NFC East RAY PERKINS, Head Coach			
Date	Opponent	Giants	Opp.
9/12	Atlanta (L)	14	16
9/20	Green Bay (L)	19	27
9/26	at Pittsburgh - Cancelled by Strike		
10/3	at Dallas - Cancelled by Strike		
10/10	St. Louis - Cancelled by Strike		
10/17	Cincinnati - Cancelled by Strike		
10/25	at Philadelphia - Cancelled by Strike		
10/31	Dallas - Cancelled by Strike		
11/7	at Cleveland - Cancelled by Strike		
11/14	at L. A. Rams - Cancelled by Strike		
11/21	Washington (L)	17	27
11/25	at Detroit (W)	13	6
12/5	Houston (W)	17	14
12/11	Philadelphia (W)	23	7

12/19	at Washington (L)	14	15
12/26	at St. Louis (L)	21	24
1/2	at Philadelphia (W)	26	24
	(H 2-3, A 2-2)	164	160

1983 (3-12-1)

5th Place, NFC East

BILL PARCELLS, Head Coach

Date	Opponent	Giants	Opp.
9/4	Los Angeles Rams (L)	6	16
9/11	at Atlanta (OT) (W)	16	13
9/18	at Dallas (L)	13	28
9/26	Green Bay (W)	27	3
10/2	San Diego (L)	34	41
10/9	Philadelphia (L)	13	17
10/16	at Kansas City (L)	17	38
10/24	at St. Louis (OT) (L)	20	20
10/30	Dallas (L)	20	38
11/7	at Detroit (L)	9	15
11/13	Washington (L)	17	33
11/20	at Philadelphia (W)	23	0
11/27	at Los Angeles Raiders (L)	12	27
12/4	St. Louis (L)	6	10
12/11	Seattle (L)	12	17
12/17	at Washington (L)	22	31
	(H 1-7, A 2-5-1)	267	347

1984 (9-7)

2nd Place, NFC East

BILL PARCELLS, Head Coach

Date	Opponent	Giants	Opp.
9/2	Philadelphia (W)	28	27
9/9	Dallas (W)	28	7
9/16	at Washington (L)	14	30
9/23	Tampa Bay (W)	17	14
9/30	at Los Angeles Rams (L)	12	33
10/8	San Francisco (L)	10	31
10/14	at Atlanta (W)	19	7
10/21	at Philadelphia (L)	10	24
10/28	Washington (W)	37	13
11/4	at Dallas (W)	19	7
11/11	at Tampa Bay (L)	17	2
11/18	St. Louis (W)	16	10
11/25	Kansas City (W)	28	27
12/2	at New York Jets (W)	20	10
12/9	at St. Louis (L)	21	31
12/15	New Orleans (L)	3	10
	(H 6-2, A 3-5)	299	301

NFC Wild Card Game

12/23	at Los Angeles Rams (W)	16	13
-------	-------------------------	----	----

NFC Playoff Game

12/29	at San Francisco (L)	10	21
-------	----------------------	----	----

1985 (10-6)

2nd Place, NFC East

BILL PARCELLS, Head Coach

Date	Opponent	Giants	Opp.
9/8	Philadelphia (W)	21	0
9/15	at Green Bay (L)	20	23
9/22	St. Louis (W)	27	17
9/29	at Philadelphia (OT) (W)	16	10
10/6	Dallas (L)	29	30
10/13	at Cincinnati (L)	30	35
10/20	Washington (W)	17	3
10/27	at New Orleans (W)	21	13
11/3	Tampa Bay (W)	22	20
11/10	Los Angeles Rams (W)	24	19
11/18	at Washington (L)	21	23
11/24	at St. Louis (W)	34	3
12/1	Cleveland (L)	33	35
12/8	at Houston (W)	35	14
12/15	at Dallas (L)	21	28
12/21	Pittsburgh (W)	28	10
	(H 6-2, A 4-4)	399	283

NFC Wild Card Game

12/29	San Francisco (W)	17	3
-------	-------------------	----	---

NFC Playoff Game

1/5	at Chicago (L)	0	21
-----	----------------	---	----

1986 (14-2)

1st Place, NFC East

BILL PARCELLS, Head Coach

WORLD CHAMPIONS

Date	Opponent	Giants	Opp.
9/8	at Dallas (L)	28	31
9/14	San Diego (W)	20	7
9/21	at Los Angeles Raiders (W)	14	9
9/28	New Orleans (W)	20	17
10/5	at St. Louis (W)	13	6
10/12	Philadelphia (W)	35	3
10/19	at Seattle (L)	12	17
10/27	Washington (W)	27	20
11/2	Dallas (W)	17	14

11/9	at Philadelphia (W)	17	14
11/16	at Minnesota (W)	22	20
11/23	Denver (W)	19	16
12/1	at San Francisco (W)	21	17
12/7	at Washington (W)	24	17
12/14	St. Louis (W)	27	7
12/20	Green Bay (W)	55	24
	(H 8-0, A 6-2)	371	236

NFC Playoff Game

1/4	San Francisco (W)	49	3
-----	-------------------	----	---

NFC Championship Game

1/11	Washington (W)	17	0
------	----------------	----	---

Super Bowl XXI (Pasadena, Calif.)

1/25	Danver (W)	39	20
------	------------	----	----

1987 (6-9)

5th Place, NFC East

BILL PARCELLS, Head Coach

Date	Opponent	Giants	Opp.
9/14	at Chicago (L)	19	34
9/20	Dallas (L)	14	16
9/27	at Miami - Cancelled by Strike		
10/5	San Francisco (L)	21	41
10/11	Washington (L)	12	38
10/18	at Buffalo (OT) (L)	3	6
10/25	St. Louis (W)	30	7
11/2	at Dallas (L)	24	33
11/8	New England (W)	17	10
11/15	at Philadelphia (W)	20	17
11/22	at New Orleans (L)	14	23
11/29	at Washington (L)	19	23
12/6	Philadelphia (OT) (W)	23	20
12/13	at St. Louis (L)	24	27
12/19	Green Bay (W)	20	10
12/27	New York Jets (W)	20	7
	(H 5-3, A 1-6)	280	312

1988 (10-6)

2nd Place, NFC East

BILL PARCELLS, Head Coach

Date	Opponent	Giants	Opp.
9/5	Washington (W)	27	20
9/11	San Francisco (L)	17	20
9/18	at Dallas (W)	12	10
9/25	Los Angeles Rams (L)	31	45
10/2	at Washington (W)	24	12
10/10	at Philadelphia (L)	13	24
10/16	Detroit (W)	30	10
10/23	at Atlanta (W)	23	16
10/30	at Detroit (OT) (W)	13	10
11/6	Dallas (W)	29	21
11/13	at Phoenix (L)	17	24
11/20	Philadelphia (OT) (L)	17	23
11/27	at New Orleans (W)	13	12
12/4	Phoenix (W)	44	7
12/11	Kansas City (W)	28	12
12/18	at New York Jets (L)	21	27
	(H 5-3, A 5-3)	359	304

1989 (12-4)

1st Place, NFC East

BILL PARCELLS, Head Coach

Date	Opponent	Giants	Opp.
9/11	at Washington (W)	27	24
9/17	Detroit (W)	24	14
9/24	Phoenix (W)	35	7
10/1	at Dallas (W)	30	13
10/8	at Philadelphia (L)	19	21
10/15	Washington (W)	20	17
10/22	at San Diego (W)	20	13
10/30	Minnesota (W)	24	14
11/5	at Phoenix (W)	20	13
11/12	at Los Angeles Rams (L)	10	31
11/19	Seattle (W)	15	3
11/27	at San Francisco (L)	24	34
12/3	Philadelphia (L)	17	24
12/10	at Denver (W)	14	1
12/16	Dallas (W)	15	0
12/24	Los Angeles Raiders (W)	34	17
	(H 7-1, A 5-3)	348	252

NFC Playoff Game

1/7	Los Angeles Rams (OT) (L)	13	19
-----	---------------------------	----	----

1990'S

1990 (13-3)

1st Place, NFC East

BILL PARCELLS, Head Coach

WORLD CHAMPIONS

Date	Opponent	Giants	Opp.
9/9	Philadelphia (W)	27	20
9/16	at Dallas (W)	28	7
9/23	Miami (W)	20	3
9/30	Dallas (W)	31	17

10/14	at Washington (W)	24	20
10/21	Phoenix (W)	20	19
10/28	Washington (W)	21	10
11/5	at Indianapolis (W)	24	7
11/11	at Los Angeles Rams (W)	31	0
11/18	Detroit (W)	20	0
11/25	at Philadelphia (L)	13	31
12/3	at San Francisco (L)	3	7
12/9	Minnesota (W)	23	15
12/15	Buffalo (L)	13	17
12/23	at Phoenix (W)	24	21
12/30	at New England (W)	13	10
	(H 7-1, A 6-2)	335	211
NFC Playoff Game			
1/13	Chicago (W)	31	3
NFC Championship Game			
1/20	at San Francisco (W)	15	13
Super Bowl XXV (Tampa, Fla.)			
1/27	Buffalo (W)	20	19

1991 (8-8)

4th Place, NFC East			
RAY HANDLEY, Head Coach			
Date	Opponent	Giants	Opp.
9/2	San Francisco	16	14
9/8	Los Angeles Rams	13	19
9/15	at Chicago	17	20
9/22	Cleveland	13	10
9/29	at Dallas	16	21
10/6	Phoenix	20	9
10/14	at Pittsburgh	23	20
10/27	Washington	13	17
11/4	at Philadelphia	7	30
11/10	at Phoenix	21	14
11/17	Dallas	22	9
11/24	at Tampa Bay	21	14
12/1	at Cincinnati	24	27
12/8	Philadelphia	14	19
12/15	at Washington	17	34
12/21	Houston	24	20
	(H 5-3, A 3-5)	281	297

1992 (6-10)

4th Place, NFC East			
RAY HANDLEY, Head Coach			
Date	Opponent	Giants	Opp.
9/6	San Francisco (L)	14	31
9/13	Dallas (L)	28	34
9/21	at Chicago (W)	27	14
10/4	at Los Angeles Raiders (L)	10	13
10/11	Phoenix (W)	31	21
10/18	at Los Angeles Rams (L)	17	38
10/25	Seattle (W)	23	10
11/1	at Washington (W)	24	7
11/8	Green Bay (W)	27	7
11/15	at Denver (L)	13	27
11/22	Philadelphia (L)	34	47
11/26	at Dallas (L)	3	30
12/6	Washington (L)	10	28
12/12	at Phoenix (L)	0	19
12/19	Kansas City (W)	35	21
12/27	at Philadelphia (L)	10	20
	(H 4-4, A 2-6)	306	367

1993 (11-5)

2nd Place, NFC East			
DAN REEVES, Head Coach			
Date	Opponent	Giants	Opp.
9/5	at Chicago (W)	26	20
9/12	Tampa Bay (W)	23	7
9/19	Los Angeles Rams (W)	20	10
10/3	at Buffalo (L)	14	17
10/10	at Washington (W)	41	7
10/17	Philadelphia (W)	21	10
10/31	New York Jets (L)	6	10
11/7	at Dallas (L)	9	31
11/14	Washington (W)	20	6
11/21	at Philadelphia (W)	7	3
11/28	Phoenix (W)	19	17
12/5	at Miami (W)	19	14
12/12	Indianapolis (W)	20	6
12/20	at New Orleans (W)	24	14
12/26	at Phoenix (L)	6	17
1/2	Dallas (OT) (L)	13	16
	(H 6-2, A 5-3)	288	205
NFC Wild Card Game			
1/9	Minnesota	17	10
NFC Playoff Game			
1/15	at San Francisco (L)	3	44

1994 (9-7)

2nd Place, NFC East
DAN REEVES, Head Coach

Date	Opponent	Giants	Opp.
9/4	Philadelphia (W)	28	23
9/11	at Arizona (W)	20	17
9/18	Washington (W)	31	23
10/2	at New Orleans (L)	22	27
10/10	Minnesota (L)	10	27
10/16	at Los Angeles Rams (L)	10	17
10/23	Pittsburgh (L)	6	10
10/30	Detroit (OT) (L)	25	28
11/7	at Dallas (L)	10	38
11/13	Arizona (L)	9	10
11/21	at Houston (W)	13	10
11/27	at Washington (W)	21	19
12/4	at Cleveland (W)	16	13
12/11	Cincinnati (W)	27	20
12/18	at Philadelphia (W)	16	10
12/24	Dallas (W)	15	10
	(H 4-4, A 5-3)	279	305

1995 (5-11)

4th Place, NFC East			
DAN REEVES, Head Coach			
Date	Opponent	Giants	Opp.
9/4	Dallas (L)	0	35
9/10	at Kansas City (OT) (L)	17	20
9/17	at Green Bay (L)	6	14
9/24	New Orleans (W)	45	29
10/1	at San Francisco (L)	6	20
10/8	Arizona (OT) (W)	27	21
10/15	Philadelphia (L)	14	17
10/29	at Washington (W)	24	15
11/5	at Seattle (L)	28	30
11/12	Oakland (L)	13	17
11/19	at Philadelphia (L)	19	28
11/26	Chicago (L)	24	27
11/30	at Arizona (W)	10	6
12/10	Washington (W)	20	13
12/17	at Dallas (L)	20	21
12/23	San Diego (L)	17	27
	(H 3-5, A 2-6)	290	340

1996 (6-10)

5th Place, NFC East			
DAN REEVES, Head Coach			
Date	Opponent	Giants	Opp.
9/1	Buffalo (OT) (L)	20	23
9/8	at Dallas (L)	0	27
9/15	Washington (L)	10	31
9/22	at New York Jets (W)	13	6
9/29	Minnesota (W)	15	10
10/13	Philadelphia (L)	10	19
10/20	at Washington (L)	21	31
10/27	at Detroit (W)	35	7
11/3	Arizona (W)	16	8
11/10	at Carolina (L)	17	27
11/17	at Arizona (L)	23	31
11/24	Dallas (W)	20	6
12/1	at Philadelphia (L)	0	24
12/8	at Miami (W)	17	7
12/15	New Orleans (L)	3	17
12/21	New England (L)	22	23
	(H 3-5, A 3-5)	242	297

1997 (10-5-1)

1st Place, NFC East			
JIM FASSEL, Head Coach			
Date	Opponent	Giants	Opp.
8/31	Philadelphia (W)	31	17
9/7	at Jacksonville (L)	13	40
9/14	Baltimore (L)	23	24
9/21	at St. Louis (L)	3	13
9/28	New Orleans (W)	14	9
10/5	Dallas (W)	20	17
10/12	at Arizona (W)	27	13
10/19	at Detroit (OT) (W)	26	20
10/26	Cincinnati (W)	29	27
11/9	at Tennessee (L)	6	10
11/16	Arizona (W)	19	10
11/23	at Washington (OT) (T)	7	7
11/30	Tampa Bay (L)	8	20
12/7	at Philadelphia (W)	31	21
12/13	Washington (W)	30	10
12/21	at Dallas (W)	20	7
	(H 6-2, A 4-3-1)	307	265
NFC Wild Card Game			
12/27	Minnesota (L)	22	23

1998 (8-8)

3rd Place, NFC East

Date	JIM FASSEL, Head Coach Opponent	Giants	Opp.
9/6	Washington (W)	31	24
9/13	at Oakland (L)	17	20
9/21	Dallas (L)	7	31
9/27	at San Diego (W)	34	16
10/4	at Tampa Bay (L)	3	20
10/11	Atlanta (L)	20	34
10/18	Arizona (W)	34	7
11/1	at Washington (L)	14	21
11/8	at Dallas (L)	6	16
11/15	Green Bay (L)	3	37
11/22	Philadelphia (W)	20	0
11/30	at San Francisco (L)	7	31
12/6	at Arizona (W)	23	19
12/13	Denver (W)	20	16
12/20	Kansas City (W)	28	7
12/27	at Philadelphia (W)	20	10
	(H 5-3, A 3-5)	287	309

1999 (7-9)

Date	3rd Place, NFC East JIM FASSEL, Head Coach Opponent	Giants	Opp.
9/12	at Tampa Bay (W)	17	13
9/19	Washington (L)	21	50
9/26	at New England (L)	14	16
10/3	Philadelphia (W)	16	15
10/10	at Arizona (L)	3	14
10/18	Dallas (W)	13	10
10/24	New Orleans (W)	31	3
10/31	at Philadelphia (OT) (W)	23	17
11/14	Indianapolis (L)	19	27
11/21	at Washington (L)	13	23
11/28	Arizona (L)	24	34
12/5	New York Jets (W)	41	28
12/12	at Buffalo (W)	19	17
12/19	at St. Louis (L)	10	31
12/26	Minnesota (L)	17	34
1/2	at Dallas (L)	18	26
	(H 4-4, A 3-5)	299	358

2000's

2000 (12-4)

Date	1st Place, NFC East JIM FASSEL, Head Coach Opponent	Giants	Opp.
9/3	Arizona (W)	21	16
9/10	at Philadelphia (W)	33	18
9/17	at Chicago (W)	14	7
9/24	Washington (L)	6	16
10/1	at Tennessee (L)	14	28
10/8	at Atlanta (W)	13	6
10/15	Dallas (W)	19	14
10/29	Philadelphia (W)	24	7
11/5	at Cleveland (W)	24	3
11/12	St. Louis (L)	24	38
11/19	Detroit (L)	21	31
11/26	at Arizona (W)	31	7
12/3	at Washington (W)	9	7
12/10	Pittsburgh (W)	30	10
12/17	at Dallas (W)	17	13
12/23	Jacksonville (W)	28	25
	(H 5-3, A 7-1)	328	246

NFC Playoff Game

Date	NFC Championship Game Opponent	Giants	Opp.
1/7	Philadelphia (W)	20	10
1/14	Minnesota (L)	41	0
	Super Bowl XXXV (Tampa, Fla.)		
1/28	Baltimore (L)	7	34

2001 (7-9)

Date	3rd Place, NFC East JIM FASSEL, Head Coach Opponent	Giants	Opp.
9/10	at Denver (L)	20	31
9/23	at Kansas City (W)	13	3
9/30	New Orleans (W)	21	13
10/7	Washington (W)	23	9
10/14	at St. Louis (L)	14	15
10/22	Philadelphia (L)	9	10
10/28	at Washington (L)	21	35
11/4	Dallas (OT) (W)	27	24
11/11	at Arizona (W)	17	10
11/19	at Minnesota (L)	16	28
11/25	Oakland (L)	10	28
12/9	at Dallas (L)	13	20
12/15	Arizona (W)	17	13
12/23	Seattle (W)	27	24
12/30	at Philadelphia (L)	21	24
1/6	Green Bay (L)	25	34

(H 5-3, A 2-6)

294

321

2002 (10-6)

Date	2nd Place, NFC East JIM FASSEL, Head Coach Opponent	Giants	Opp.
9/5	San Francisco (L)	13	16
9/15	at St. Louis (W)	26	21
9/22	Seattle (L)	9	6
9/29	at Arizona (W)	7	21
10/6	at Dallas (W)	21	17
10/13	Atlanta (L)	10	17
10/28	at Philadelphia (L)	3	17
11/3	Jacksonville (W)	24	17
11/10	at Minnesota (W)	27	20
11/17	Washington (W)	19	17
11/24	at Houston (L)	14	16
12/1	Tennessee (OT) (L)	29	32
12/8	at Washington (W)	27	21
12/15	Dallas (W)	37	7
12/22	at Indianapolis (W)	44	27
12/28	Philadelphia (OT) (W)	10	7
	(H 5-3, A 5-3)	320	279

NFC Wild Card

Date	Opponent	Giants	Opp.
1/5	at San Francisco (L)	38	39

2003 (4-12)

Date	4th Place, NFC East JIM FASSEL, Head Coach Opponent	Giants	Opp.
9/7	St. Louis (W)	23	13
9/15	Dallas (OT) (L)	32	35
9/21	at Washington (OT) (W)	24	21
10/5	Miami (L)	10	23
10/12	at New England (L)	6	17
10/19	Philadelphia (L)	10	14
10/26	at Minnesota (W)	29	17
11/2	at New York Jets (OT) (W)	31	28
11/9	Atlanta (L)	7	27
11/16	at Philadelphia (L)	10	28
11/24	at Tampa Bay (L)	13	19
11/30	Buffalo (L)	7	24
12/7	Washington (L)	7	20
12/14	at New Orleans (L)	7	45
12/21	at Dallas (L)	3	19
12/28	Carolina (L)	24	37
	(H 1-7, A 3-5)	243	387

2004 (6-10)

Date	2nd Place, NFC East TOM COUGHLIN, Head Coach Opponent	Giants	Opp.
9/12	at Philadelphia (L)	17	31
9/19	Washington (W)	20	14
9/26	Cleveland (W)	27	10
10/3	at Green Bay (W)	14	7
10/10	at Dallas (W)	26	10
10/24	Detroit (L)	13	28
10/31	at Minnesota (W)	34	13
11/7	Chicago (L)	21	28
11/14	at Arizona (L)	14	17
11/21	Atlanta (L)	10	14
11/28	Philadelphia (L)	6	27
12/5	at Washington (L)	7	31
12/12	at Baltimore (L)	14	37
12/18	Pittsburgh (L)	30	33
12/26	at Cincinnati (L)	22	23
1/2	Dallas (W)	28	24
	(H 3-5, A 3-5)	303	347

2005 (11-5)

Date	1st Place, NFC East TOM COUGHLIN, Head Coach Opponent	Giants	Opp.
9/11	Arizona (W)	42	19
9/19	at *New Orleans (W)	27	10
9/25	at San Diego (L)	23	45
10/2	St. Louis (W)	44	24
10/16	at Dallas (OT) (L)	13	16
10/23	Denver (W)	24	23
10/30	Washington (W)	36	0
11/6	at San Francisco (W)	24	6
11/13	Minnesota (L)	21	24
11/20	Philadelphia (W)	27	17
11/27	at Seattle (OT) (L)	21	24
12/4	Dallas (W)	17	10
12/11	at Philadelphia (OT) (W)	26	23
12/17	Kansas City (W)	27	17
12/24	at Washington (L)	20	35
12/31	at Oakland (W)	30	21
	(H 7-1, A 4-4)	422	314

*Game played at Giants Stadium

1/8 Carolina (L) **NFC Wild Card** 0 23

2006 (8-8)

3rd Place, NFC East TOM COUGHLIN, Head Coach			
Date	Opponent	Giants	Opp.
9/10	Indianapolis (L)	21	26
9/17	at Philadelphia (OT) (W)	30	24
9/24	at Seattle (L)	30	42
10/8	Washington (W)	19	3
10/15	at Atlanta (W)	27	14
10/23	at Dallas (W)	36	22
10/29	Tampa Bay (W)	17	3
11/5	Houston (W)	14	10
11/12	Chicago (L)	20	38
11/20	at Jacksonville (L)	10	26
11/26	at Tennessee (L)	21	24
12/3	Dallas (L)	20	23
12/10	at Carolina (W)	27	13
12/17	Philadelphia (L)	22	36
12/24	New Orleans (L)	7	30
12/30	at Washington (W)	34	28
	(H 3-5, A 5-3)	355	362

1/7 at Philadelphia (L) **NFC Wild Card** 20 23

2007 (10-6)

2nd Place, NFC East TOM COUGHLIN, Head Coach WORLD CHAMPIONS			
Date	Opponent	Giants	Opp.
9/9	at Dallas (L)	35	45
9/16	Green Bay (L)	13	35
9/23	at Washington (W)	24	17
9/30	Philadelphia (W)	16	3
10/7	New York Jets (W)	35	24
10/15	at Atlanta (W)	31	10
10/21	San Francisco (W)	33	15
10/28	at Miami (W)	13	10
11/11	Dallas (L)	20	31
11/18	at Detroit (W)	16	10
11/25	Minnesota (L)	17	41
12/2	at Chicago (W)	21	16
12/9	at Philadelphia (W)	16	13
12/16	Washington (L)	10	22
12/23	at Buffalo (W)	38	21
12/29	New England (L)	35	38
	(H 3-5, A 7-1)	373	351

1/6 at Tampa Bay (W) **NFC Wild Card** 24 14

1/13 at Dallas (W) **NFC Playoff Game** 21 17

1/20 at Green Bay (OT) (W) **NFC Championship Game** 23 20

2/3 at New England (W) **Super Bowl XLII (Glendale, AZ)** 17 14

2008 (12-4)

1st Place, NFC East TOM COUGHLIN, Head Coach			
Date	Opponent	Giants	Opp.
9/4	Washington (W)	16	7
9/14	at St. Louis (W)	41	13
9/21	Cincinnati (OT) (W)	26	23
10/5	Seattle (W)	44	6
10/13	at Cleveland (L)	14	35
10/19	San Francisco (W)	29	17
10/26	at Pittsburgh (W)	21	14
11/2	Dallas (W)	35	14
11/9	at Philadelphia (W)	36	31
11/16	Baltimore (W)	30	10
11/23	at Arizona (W)	37	29
11/30	at Washington (W)	23	7
12/7	Philadelphia (L)	14	20
12/14	at Dallas (L)	8	20
12/21	Carolina (OT) (W)	34	28
12/28	at Minnesota (L)	19	20
	(H 7-1, A 5-3)	427	294

1/11 Philadelphia (L) **NFC Playoff Game** 11 23

2009 (8-8)

3rd Place, NFC East TOM COUGHLIN, Head Coach			
Date	Opponent	Giants	Opp.
9/13	Washington (W)	23	17
9/20	at Dallas (W)	33	31
9/27	at Tampa Bay (W)	24	0
10/4	at Kansas City (W)	27	16
10/11	Oakland (W)	44	7
10/18	at New Orleans (L)	27	48
10/25	Arizona (L)	17	24

11/1	at Philadelphia (L)	17	40
11/8	San Diego (L)	20	21
11/22	Atlanta (OT) (W)	34	31
11/26	at Denver (L)	6	26
12/6	Dallas (W)	31	24
12/13	Philadelphia (L)	38	45
12/21	at Washington (W)	45	12
12/27	Carolina (L)	9	41
1/3	at Minnesota (L)	7	44
	(H 4-4, A 4-4)	402	427

2010'S

2010 (10-6)

2nd Place, NFC East TOM COUGHLIN, Head Coach			
Date	Opponent	Giants	Opp.
9/12	Carolina (W)	31	18
9/19	at Indianapolis (L)	14	38
9/26	Tennessee (L)	10	29
10/3	Chicago (W)	17	3
10/10	at Houston (W)	34	10
10/17	Detroit (W)	28	20
10/25	at Dallas (W)	41	35
11/7	at Seattle (W)	41	7
11/14	Dallas (L)	20	33
11/21	at Philadelphia (L)	17	27
11/28	Jacksonville (W)	24	20
12/5	Washington (W)	31	7
12/13	*at Minnesota (W)	21	3
12/19	Philadelphia (L)	31	38
12/26	at Green Bay (L)	17	45
1/2	at Washington (W)	17	14
	(H 5-3, A 5-3)	394	347

*Game played in Detroit

2011 (9-7)

1st Place, NFC East TOM COUGHLIN, Head Coach WORLD CHAMPIONS			
Date	Opponent	Giants	Opp.
9/11	at Washington (L)	14	28
9/19	St. Louis (W)	28	16
9/25	at Philadelphia (W)	29	16
10/2	at Arizona (W)	31	27
10/9	Seattle (L)	25	36
10/16	Buffalo (W)	27	24
10/30	Miami (W)	20	17
11/6	at New England (W)	24	20
11/13	at San Francisco (L)	20	27
11/20	Philadelphia (L)	10	17
11/28	at New Orleans (L)	24	49
12/4	Green Bay (L)	35	38
12/11	at Dallas (W)	37	34
12/18	Washington (L)	10	23
12/24	at Jets (W)	29	14
1/1	Dallas (W)	31	14
	(H 4-4, A 5-3)	394	400

1/8 Atlanta (W) **NFC Wild Card** 24 2

1/15 at Green Bay (W) **NFC Playoff Game** 37 20

1/22 at San Francisco (OT) (W) **NFC Championship Game** 20 17

2/5 New England (W) **Super Bowl XLVI (Indianapolis)** 21 17

2012 (9-7)

3rd Place, NFC East TOM COUGHLIN, Head Coach			
Date	Opponent	Giants	Opp.
9/5	Dallas (L)	17	24
9/16	Tampa Bay (W)	41	34
9/20	at Carolina (W)	36	7
9/30	at Philadelphia (L)	17	19
10/7	Cleveland (W)	41	27
10/14	at San Francisco (W)	26	3
10/21	Washington (W)	27	23
10/28	at Dallas (W)	29	24
11/4	Pittsburgh (L)	20	24
11/11	at Cincinnati (L)	13	31
11/25	Green Bay (W)	38	10
12/3	at Washington (L)	16	17
12/9	New Orleans (W)	52	27
12/16	at Atlanta (L)	0	34
12/23	at Baltimore (L)	14	33
12/30	Philadelphia (W)	42	7
	(H 6-2, A 3-5)	424	339

2013 (7-9)

3rd Place, NFC East TOM COUGHLIN, Head Coach				
Date	Opponent	Giants	Opp.	
9/8	at Dallas (L)	31	36	
9/15	Denver (L)	23	41	
9/22	at Carolina (L)	0	38	
9/29	at Kansas City (L)	7	31	
10/6	Philadelphia (L)	21	36	
10/10	at Chicago (L)	21	27	
10/21	Minnesota (W)	23	7	
10/27	at Philadelphia (W)	15	7	
11/10	Oakland (W)	24	20	
11/17	Green Bay (W)	27	13	
11/24	Dallas (L)	21	24	
12/1	at Washington (W)	24	17	
12/8	at San Diego (L)	14	37	
12/15	Seattle (L)	0	23	
12/22	at Detroit (OT) (W)	23	20	
12/29	Washington (W)	20	6	
	(H 4-4, A 3-5)	424	339	

2014 (6-10) 3rd Place, NFC East TOM COUGHLIN, Head Coach				
Date	Opponent	Giants	Opp.	
9/8	at Detroit (L)	14	35	
9/14	Arizona (L)	14	25	
9/21	Houston (W)	30	17	
9/25	at Washington (W)	45	14	
10/5	Atlanta (W)	30	20	
10/12	at Philadelphia (L)	0	27	
10/19	at Dallas (L)	21	31	
11/3	Indianapolis (L)	24	40	
11/9	at Seattle (L)	17	38	
11/16	San Francisco (L)	10	16	
11/23	Dallas (L)	28	31	
11/30	at Jacksonville (L)	24	25	
12/7	at Tennessee (W)	36	7	
12/14	Washington (W)	24	13	
12/21	at St. Louis (W)	37	27	
12/28	Philadelphia (L)	26	34	
	(H 3-5, A 3-5)	424	339	

2015 (6-10) 3rd Place, NFC East TOM COUGHLIN, Head Coach				
Date	Opponent	Giants	Opp.	
9/13	at Dallas (L)	26	27	
9/20	Atlanta (L)	20	24	
9/24	Washington (W)	32	21	
10/4	at Buffalo (W)	24	10	
10/11	San Francisco (W)	30	27	
10/19	at Philadelphia (L)	7	27	
10/25	Dallas (W)	27	20	
11/1	at New Orleans (L)	49	52	
11/8	at Tampa Bay (W)	32	18	
11/15	New England (L)	26	27	
11/29	at Washington (L)	14	20	
12/6	New York Jets (OT) (L)	20	23	
12/14	at Miami (W)	31	24	
12/20	Carolina (L)	35	38	
12/27	at Minnesota (L)	17	49	
1/3	Philadelphia (L)	30	35	
	(H 3-5, A 3-5)	420	422	

2016 (11-5) 2nd Place, NFC East BEN McADOO, Head Coach				
Date	Opponent	Giants	Opp.	
9/11	at Dallas (W)	20	19	
9/18	New Orleans (W)	16	13	
9/25	Washington (L)	27	29	
10/3	at Minnesota (L)	10	24	
10/9	at Green Bay (L)	16	23	
10/16	Baltimore (W)	27	23	
10/23	at Los Angeles (W)	17	10	
11/6	Philadelphia (W)	28	23	
11/14	Cincinnati (W)	21	20	
11/20	Chicago (W)	22	16	
11/27	at Cleveland (W)	27	13	
12/4	at Pittsburgh (L)	14	24	
12/11	Dallas (W)	10	7	
12/18	Detroit (W)	17	6	
12/22	at Philadelphia (L)	19	24	
1/1	at Washington (W)	19	10	
	(H 7-1, A 4-4)	310	284	
NFC Wild Card				
1/8	at Green Bay (L)	13	38	

2017 (3-13) 4th Place, NFC East BEN McADOO, Head Coach (2-10) STEVE SPAGNUOLO (1-3)				
Date	Opponent	Giants	Opp.	
9/10	at Dallas (L)	3	19	
9/18	Detroit (L)	10	24	
9/24	at Philadelphia (L)	24	27	
10/1	at Tampa Bay (L)	23	25	
10/8	LA Chargers (L)	22	27	
10/15	at Denver (W)	23	10	
10/22	Seattle (L)	7	24	
11/5	LA Rams (L)	17	51	
11/12	at San Francisco (L)	21	31	
11/19	Kansas City (OT) (W)	12	9	
11/23	at Washington (L)	10	20	
12/3	at Oakland (L)	17	24	
12/10	at Dallas (L)	10	30	
12/17	Philadelphia (L)	29	34	
12/24	at Arizona (L)	0	23	
12/31	Washington (W)	18	10	
	(H 2-6, A 1-7)	246	388	

2018 (5-11) 4th Place, NFC East PAT SHURMUR, Head Coach				
Date	Opponent	Giants	Opp.	
9/9	Jacksonville (L)	15	20	
9/16	at Dallas (L)	13	20	
9/23	at Houston (W)	27	22	
9/30	New Orleans (L)	18	33	
10/7	at Carolina (L)	31	33	
10/11	Philadelphia (L)	13	34	
10/22	at Atlanta (L)	20	23	
10/28	Washington (L)	13	20	
11/12	at San Francisco (W)	27	23	
11/18	Tampa Bay (W)	38	35	
11/25	at Philadelphia (L)	22	25	
12/2	Chicago (OT) (W)	30	27	
12/9	at Washington (W)	40	16	
12/16	Tennessee (L)	0	17	
12/23	at Indianapolis (L)	27	28	
12/30	Dallas (L)	35	36	
	(H 2-6, A 3-5)	369	412	

2019 (4-12) 3rd Place, NFC East PAT SHURMUR, Head Coach				
Date	Opponent	Giants	Opp.	
9/8	at Dallas (L)	17	35	
9/15	Buffalo (L)	14	28	
9/22	at Tampa Bay (W)	32	31	
9/29	Washington (W)	24	3	
10/6	Minnesota (L)	10	28	
10/10	at New England (L)	14	35	
10/20	Arizona (L)	21	27	
10/27	at Detroit (L)	26	31	
11/4	Dallas (L)	18	37	
11/10	at New York Jets (L)	27	34	
11/24	at Chicago (L)	14	19	
12/1	Green Bay (L)	14	31	
12/9	at Philadelphia (OT) (L)	17	23	
12/15	Miami (W)	36	20	
12/22	at Washington (OT) (W)	41	35	
12/29	Philadelphia (L)	17	34	
	(H 2-6, A 2-6)	341	451	

2020 (6-10) 2nd Place, NFC East JOE JUDGE, Head Coach				
Date	Opponent	Giants	Opp.	
9/14	Pittsburgh	16	26	
9/20	at Chicago	13	17	
9/27	San Francisco	9	36	
10/4	at L.A. Rams	9	17	
10/11	at Dallas	34	37	
10/18	Washington	20	19	
10/22	at Philadelphia	21	22	
11/2	Tampa Bay	23	25	
11/8	at Washington	23	20	
11/15	Philadelphia	27	17	
11/29	at Cincinnati	19	17	
12/6	at Seattle	17	12	
12/13	Arizona	7	26	
12/20	Cleveland	6	20	
12/27	at Baltimore	13	27	
1/3	Dallas	23	19	
	(H 3-5, A 3-5)	280	357	

2021 (4-13)

4th Place, NFC East
JOE JUDGE, Head Coach

Date	Opponent	Giants	Opp.
9/12	Denver (L)	13	27
9/16	at Washington (L)	29	30
9/26	Atlanta (L)	14	17
10/3	at New Orleans (OT) (W)	27	21
10/10	at Dallas (L)	20	44
10/17	LA Rams (L)	11	38
10/24	Carolina (W)	25	3
11/1	at Kansas City (L)	17	20
11/7	Las Vegas (W)	23	16
11/22	at Tampa Bay (L)	10	30
11/28	Philadelphia (W)	13	7
12/5	at Miami (L)	9	20
12/12	at Los Angeles (L)	21	37
12/19	Dallas (L)	6	21
12/26	at Philadelphia (L)	10	34
1/2	at Chicago (L)	3	29
1/9	Washington (L)	7	22
	(H 3-5, A 1-8)	258	416

GIANTS PRESEASON YEAR-BY-YEAR RESULTS

1950'S

Date	Opponent	Giants	Opp.
8/11	at Ottawa Roughriders (W)	38	6
8/24	Detroit (L) (at Dallas)	21	31
9/2	Chicago (W) (at Memphis, Tenn.)	14	0
9/8	Washington (L) (at Birmingham, AL)	10	14
9/20	L.A. Rams (L)	21	23
9/24	Philadelphia (W) (at Hershey, Pa.)	21	6

Date	Opponent	Giants	Opp.
8/16	Green Bay (W) (at Milwaukee)	7	0
8/22	Pittsburgh (W) (at Des Moines, Ia.)	24	10
9/2	at Detroit (L)	17	33
9/14	Chicago (L)	7	17
9/18	L.A. Rams (W)	30	17

Date	Opponent	Giants	Opp.
8/22	Green Bay (L) (at Minneapolis)	7	31
8/28	Detroit (L) (at Dallas)	7	38
9/3	Chicago (W)	14	7
9/12	Baltimore (W) (at St. Louis, Mo.)	10	6
9/21	San Francisco (W)	28	21

Date	Opponent	Giants	Opp.
8/9	L.A. Rams (L) (Portland, Or.)	7	30
8/14	at San Francisco (L)	35	43
8/21	Cardinals (W) (at Spokane, Wa.)	26	0
9/4	Detroit (L) (at Norman, Okl.)	13	28
9/12	Chicago (W)	28	24
9/18	Green Bay (W) (at Milwaukee)	38	27

Date	Opponents	Giants	Opp.
8/13	Green Bay (L) (at Spokane, Wa.)	24	30
8/20	San Francisco (W) (at Seattle, Wa.)	28	43
8/28	L.A. Rams (OT) (L) (Portland, Or.)	17	0
9/6	Baltimore (W) (at Minneapolis, Mn.)	17	28
9/10	Chicago (L)	0	24
9/18	at Detroit (L)	17	27

Date	Opponent	Giants	Opp.
8/20	Baltimore (W)	28	10

8/25	(at Boston, Ma.) at Green Bay (L)	13	17
9/1	L.A. Rams (W) (at Seattle, Wa.)	20	10
9/8	San Francisco (W) (at Portland, Or.)	21	14
9/15	Chicago (L)	10	20
9/23	Cardinals (W) (at Memphis, Tn.)	42	7

Date	Opponent	Giants	Opp.
8/9	College All-Stars (W) (at Chicago, Ill.)	22	12
8/18	at San Francisco (L)	15	24
8/23	at L.A. Rams (W)	24	7
8/30	Chicago (W)	24	17
9/7	Green Bay (L) (at Boston, Ma.)	10	13
9/22	at Detroit (W)	17	0

Date	Opponent	Giants	Opp.
8/17	at San Francisco (W)	19	10
8/22	at L.A. Rams (L)	10	38
8/29	at Detroit (L)	17	24
9/6	Green Bay (L) (at Boston)	20	41
9/14	at Baltimore (L)	21	27
9/21	Baltimore (L) (at Louisville, Ky.)	21	42

Date	Opponent	Giants	Opp.
8/15	Philadelphia (L) (at Hershey, Pa.)	17	21
8/21	Baltimore (L) (at Dallas, Tx.)	3	28
8/29	at Detroit (W)	38	0
9/5	Green Bay (W) (at Bangor, Me.)	14	0
9/11	Chicago (L)	6	18
9/19	San Francisco (W) (at Salt Lake City, Ut.)	17	13

1960'S

Date	Opponent	Giants	Opp.
8/15	Chicago (L) (at Toronto)	7	16
8/22	Green Bay (L) (at Jersey City, N.J.)	7	16
8/27	Dallas (L) (at Louisville, Ky.)	3	14
9/11	Detroit (T) (at New Haven, Conn.)	16	16
9/15	at L.A. Rams (W)	20	6

Date	Opponent	Giants	Opp.
8/12	San Francisco (W) (at Portland, Ore.)	21	20
8/19	at L.A. Rams (T)	17	17
8/26	Dallas (W) (at Albuquerque, N.M.)	28	10
9/4	at Green Bay (L)	17	20
9/10	Baltimore (L) (at New Haven, Conn.)	20	49

Date	Opponent	Giants	Opp.
8/11	St. Louis (T) (Hall of Fame Game, Canton, Oh.)	21	21
8/19	at San Francisco (L)	10	42
8/25	at L.A. Rams (W)	31	24
9/3	at Green Bay (L)	17	20
9/8	Philadelphia (W) (at Princeton, N.J.)	27	10

Date	Opponent	Giants	Opp.
8/10	Chicago (L) (at Ithaca, N.Y.)	7	17
8/17	Detroit (W) (at Cleveland, Oh.)	24	21
8/25	at Minnesota (L)	16	17
9/2	at Green Bay (L)	17	24
9/7	Philadelphia (W) (at Princeton, N.J.)	34	10

1964 (1-4)

Date	Opponent	Giants	Opp.
8/8	at Minnesota (L)	7	21
8/15	at Green Bay (L)	10	34
8/22	Washington (L) (at Ithaca, N.Y.)	24	27
8/29	Philadelphia (W) (at Princeton, N.J.)	28	17
9/5	Detroit (L) (at Cleveland, Oh.)	10	24

1965 (1-4)

Date	Opponent	Giants	Opp.
8/14	at Green Bay (L)	7	44
8/22	Pittsburgh (W) (at New Haven, Conn.)	17	7
8/28	Philadelphia (L) (at Princeton, N.J.)	13	34
9/4	Detroit (L) (at Cleveland, Oh.)	21	25
9/11	Minnesota (L) (at Omaha, Neb.)	9	24

1966 (3-2)

Date	Opponent	Giants	Opp.
8/6	Pittsburgh (W) (at Ithaca, N.Y.)	16	14
8/13	Atlanta (W) (at Nashville, Tenn.)	14	7
8/21	Detroit (W) (at New Haven, Conn.)	17	7
8/27	Philadelphia (L) (at Princeton, N.J.)	23	24
9/3	at Green Bay (L) (Milwaukee, Wis.)	10	37

1967 (1-3-1)

Date	Opponent	Giants	Opp.
8/12	Atlanta (T) (at Ithaca, N.Y.)	10	10
8/18	Washington (L) (at Raleigh, N. C.)	13	31
8/27	Minnesota (W) (at New Haven, Conn.)	21	3
9/2	Philadelphia (L) (at Princeton, N.J.)	13	24
9/9	at Green Bay (L)	14	31

1968 (2-2)

Date	Opponent	Giants	Opp.
8/10	at Green Bay (W)	15	14
8/17	Atlanta (W) (at Nashville, Tenn.)	17	13
8/25	St. Louis (L) (at New Haven, Conn.)	10	18
9/7	Philadelphia (L) (at Princeton, N.J.)	7	21

1969 (0-5)

Date	Opponent	Giants	Opp.
8/9	at Green Bay (L)	21	22
8/17	New York Jets (L) (at New Haven, Conn.)	14	37
8/30	Philadelphia (L) (at Princeton, N.J.)	17	24
9/6	at Minnesota (L)	27	28
9/11	Pittsburgh (L) (at Montreal)	13	17

1970'S

1970 (2-3-1)

Date	Opponent	Giants	Opp.
8/8	at Green Bay (T)	31	31
8/15	at San Diego (L)	27	30
8/23	New York Jets (W) (at New Haven, Conn.)	28	24
8/28	at Pittsburgh (L)	6	21
9/5	Philadelphia (W) (at Princeton, N.J.)	27	7
9/12	Cleveland (L)	29	30

1971 (0-6)

Date	Opponent	Giants	Opp.
8/9	at Houston (L)	6	35
8/15	at New England (L)	14	20
8/22	New York Jets (L) (at New Haven, Conn.)	14	27
8/28	Philadelphia (L) (at Princeton, N.J.)	14	26
9/4	at Cleveland (L)	7	30
9/12	Pittsburgh (L)	3	20

1972 (3-2-1)

Date	Opponent	Giants	Opp.
7/29	Kansas City (L) (Hall of Fame Game, Canton, Oh.)	17	23
8/5	at Pittsburgh (L)	10	28
8/20	New York Jets (T) (at New Haven, Conn.)	31	31
8/27	at New England (W)	31	10
9/2	Philadelphia (W) (at Princeton, N.J.)	27	12
9/10	Cleveland (W)	28	21

1973 (6-0)

Date	Opponent	Giants	Opp.
8/4	at San Diego (W)	28	3
8/12	at New England (W)	13	7
8/19	New York Jets (W) (at New Haven, Conn.)	45	30
8/26	Pittsburgh (W)	29	24
9/1	Philadelphia (W) (at Princeton, N. J.)	42	21
9/8	Cleveland (W) (at Akron, Oh.)	21	10

1974 (2-4)

Date	Opponent	Giants	Opp.
8/3	at Houston (L)	7	16
8/11	at New England (W)	21	6
8/17	New York Jets (W) (at New Haven, Conn.)	21	13
8/24	at Pittsburgh (L)	7	17
8/31	Philadelphia (L) (at Princeton, N.J.)	21	24
9/6	at Buffalo (L)	17	23

1975 (4-2)

Date	Opponent	Giants	Opp.
8/10	at New England (OT) (W)	28	14
8/16	at San Diego (W)	17	7
8/24	New York Jets (W) (at New Haven, Conn.)	21	20
8/30	Pittsburgh (W) (at Princeton, N.J.)	24	7
9/7	Cleveland (L) (at Seattle, Wash.)	20	24
9/13	at Miami (L)	13	31

1976 (4-2)

Date	Opponent	Giants	Opp.
8/1	at New England (L)	7	13
8/9	New York Jets (W) (at Yankee Stadium)	16	14
8/14	at Houston (W)	30	14
8/20	at Pittsburgh (W)	17	0
8/28	at Green Bay (W)	20	16
9/4	at San Diego (L)	13	14

1977 (1-5)

Date	Opponent	Giants	Opp.
8/6	New England (L)	3	19
8/13	at New Orleans (L)	7	23
8/20	at San Diego (L)	17	29
8/29	Buffalo (OT) (W)	24	21
9/4	New York Jets (L)	0	10
9/11	Miami (L)	21	27

1978 (2-2)

Date	Opponent	Giants	Opp.
8/7	at Cleveland (W)	21	7
8/12	New York Jets (L)	23	27
8/19	Pittsburgh (W)	13	6
8/26	San Diego (L)	6	17

1979 (1-3)

Date	Opponent	Giants	Opp.
8/4	Cleveland (W)	27	7
8/11	at Pittsburgh (L)	3	10
8/18	San Diego (L)	3	7
8/25	New York Jets (L)	6	14

1980

Date	Opponent	Giants	Opp.
8/9	Pittsburgh (L)	0	13
8/16	Denver (W)	9	6
8/22	at Baltimore (L)	20	37
8/30	New York Jets (L)	7	32

1981 (2-2)

Date	Opponent	Giants	Opp.
8/8	at Chicago (W)	23	7
8/15	Baltimore (W)	20	17
8/22	New York Jets (L)	24	37
8/29	at Pittsburgh (L)	6	31

1982 (1-3)

Date	Opponent	Giants	Opp.
8/14	at Baltimore (L)	14	19
8/21	Pittsburgh (L)	10	13
8/28	New York Jets (W)	22	10
9/3	at Miami (OT) (L)	13	16

1983 (3-1)

Date	Opponent	Giants	Opp.
8/7	New York Jets (W)	23	16
8/12	at Pittsburgh (W)	22	13
8/20	Baltimore (W)	27	24
8/26	Miami (L)	3	24

1984 (3-1)

Date	Opponent	Giants	Opp.
8/3	at New England (W)	48	20
8/11	at Indianapolis (L)	20	26
8/18	New York Jets (W)	20	14
8/25	Pittsburgh (W)	16	9

1985 (5-0)

Date	Opponent	Giants	Opp.
8/3	Houston (W)	21	20
	(HOF Game Canton, OH)		
8/10	at Denver (W)	30	20
8/17	Green Bay (W)	10	2
8/24	New York Jets (OT) (W)	34	31
8/30	at Pittsburgh (W)	24	14

1986 (3-1)

Date	Opponent	Giants	Opp.
8/5	at Atlanta (L)	24	31
8/16	at Green Bay (W)	22	14
8/23	New York Jets (W)	20	16
8/30	Pittsburgh (W)	17	3

1987 (3-1)

Date	Opponent	Giants	Opp.
8/16	at New England (W)	19	17
8/22	Cleveland (W)	24	10
8/29	New York Jets (L)	23	30
9/5	at Pittsburgh (W)	26	20

1988 (3-1)

Date	Opponent	Giants	Opp.
8/6	at Green Bay (W)	34	3
8/13	New York Jets (W)	24	21
8/20	Pittsburgh (W)	28	17
8/26	at Cleveland (L)	13	17

1989 (3-1)

Date	Opponent	Giants	Opp.
8/12	at New England (W)	20	17
8/20	at Kansas City (W)	45	7
8/26	New York Jets (W)	21	17
9/2	Pittsburgh (L)	10	13

1990'S

1990 (4-0)

Date	Opponent	Giants	Opp.
8/13	at Buffalo (W)	20	6
8/18	at Houston (W)	13	10
8/25	New York Jets (W)	17	7
9/1	Cleveland (W)	28	10

1991 (2-2)

Date	Opponent	Giants	Opp.
8/5	Buffalo (W)	23	17
8/10	at Cleveland (L)	10	16
8/17	New York Jets (W)	24	20
8/24	at New England (L)	3	24

1992 (2-2)

Date	Opponent	Giants	Opp.
8/9	Cincinnati (W)	13	7
8/15	Cleveland (W)	16	7
8/22	at New York Jets (L)	14	20
8/29	at Pittsburgh (L)	3	24

1993 (2-2)

Date	Opponent	Giants	Opp.
8/7	at Cincinnati (W)	27	16
8/14	Pittsburgh (L)	17	23
8/21	New York Jets (W)	14	13
8/28	at Miami (L)	17	23

1994 (1-4)

Date	Opponent	Giants	Opp.
7/30	Miami (L)	19	20
8/6	Cleveland (L)	15	24
8/13	San Diego (Berlin) (W)	28	20
8/20	at New York Jets (L)	10	13
8/27	at Chicago (L)	21	27

1995 (3-1)

Date	Opponent	Giants	Opp.
8/6	at Cleveland (W)	19	13
8/11	vs. New Orleans (W)	14	13
8/19	vs. New York Jets (W)	32	31
8/26	at Carolina (L)	3	6

1996 (1-3)

Date	Opponent	Giants	Opp.
8/2	at Jacksonville (W)	24	17
8/10	Baltimore (L)	27	37
8/17	at New York Jets (L)	6	13
8/23	Carolina (L)	7	34

1997 (1-3)

Date	Opponent	Giants	Opp.
8/2	at Baltimore (W)	21	20
8/9	Jacksonville (L)	16	38
8/16	New York Jets (L)	17	27
8/22	Green Bay (L)	17	22
	(at Madison, WI)		

1998 (1-3)

Date	Opponent	Giants	Opp.
8/8	Cincinnati (W)	24	17
8/14	at Jacksonville (L)	10	24
8/20	at New York Jets (L)	23	27
8/28	Baltimore (L)	6	14

1999 (2-2)

Date	Opponent	Giants	Opp.
8/13	at Minnesota (W)	36	21
8/21	Jacksonville (W)	27	20
8/28	New York Jets (L)	10	16
9/3	at Baltimore (L)	28	24

2000'S

2000 (0-4)

Date	Opponent	Giants	Opp.
8/5	Chicago (L)	8	20
8/11	at Jacksonville (L)	13	16
8/19	at New York Jets (L)	24	27
8/25	Baltimore (L)	17	24

2001 (1-3)

Date	Opponent	Giants	Opp.
8/11	at New England (L)	0	14
8/16	Jacksonville (W)	27	5
8/25	New York Jets (L)	14	17
8/31	at Baltimore (L)	9	38

2002 (3-2)

Date	Opponent	Giants	Opp.
8/5	vs. Houston (W)	34	17
	(HOF Game Canton, OH)		
8/10	New England (W)	22	19
8/17	at Atlanta (L)	24	36
8/24	at New York Jets (L)	7	28
8/29	Baltimore (W)	13	0

2003 (1-3)

Date	Opponent	Giants	Opp.
8/7	at New England (L)	6	26
8/15	Carolina (L)	10	10
8/23	New York Jets (L)	14	15
8/28	at Baltimore (W)	30	24

2004 (1-3)

Date	Opponent	Giants	Opp.
8/13	Kansas City (W)	34	24
8/19	at Carolina (L)	20	27
8/27	at New York Jets (L)	10	17
9/2	Baltimore (L)	17	27

2005 (3-1)

Date	Opponent	Giants	Opp.
8/13	at Cleveland (L)	14	17
8/20	Carolina (W)	27	21
8/23	New York Jets (W)	15	14
9/1	at New England (W)	27	3

2006 (4-0)

Date	Opponent	Giants	Opp.
8/11	at Baltimore (W)	17	16
8/17	Kansas City (W)	17	0
8/25	at New York Jets (W)	13	7
8/31	New England (W)	31	23

2007 (1-3)

Date	Opponent	Giants	Opp.
8/11	Carolina (L)	21	24
8/19	at Baltimore (W)	13	12
8/25	New York Jets (L)	12	20
8/30	at New England (L)	20	27

2008 (2-2)

Date	Opponent	Giants	Opp.
------	----------	--------	------

8/7	at Detroit (L)	10	13
8/18	Cleveland (W)	37	34
8/23	at New York Jets (L)	7	10
8/28	New England (W)	19	14

2009 (1-3)

Date	Opponent	Giants	Opp.
8/17	vs. Carolina (W)	24	17
8/22	at Chicago (L)	3	17
8/29	vs. New York Jets (L)	25	27
9/3	at New England (L)	27	38

2010'S

2010 (2-2)

Date	Opponent	Giants	Opp.
8/16	at New York Jets (W)	31	16
8/21	Pittsburgh (L)	17	24
8/28	at Baltimore (L)	10	24
9/2	New England (W)	20	17

2011 (2-2)

Date	Opponent	Giants	Opp.
8/13	at Carolina (L)	10	20
8/22	Chicago (W)	41	13
8/29	New York Jets (L)	3	17
9/1	at New England (W)	18	17

2012 (2-2)

Date	Opponent	Giants	Opp.
8/10	at Jacksonville (L)	31	32
8/18	at New York Jets (W)	26	3
8/24	Chicago (L)	17	20
9/1	New England (W)	6	3

2013 (1-3)

Date	Opponent	Giants	Opp.
8/10	at Pittsburgh (W)	18	13
8/18	Indianapolis (L)	12	20
8/24	New York Jets (OT) (L)	24	21
8/29	at New England (L)	20	28

2014 (5-0)

Date	Opponent	Giants	Opp.
8/3	at Buffalo (HOF) (W)	17	30
8/9	Pittsburgh (W)	20	16
8/16	at Indianapolis (W)	27	26
8/24	at New York Jets (W)	35	24
8/29	New England (W)	16	13

2015 (2-2)

Date	Opponent	Giants	Opp.
8/14	at Cincinnati (L)	10	23
8/22	Jacksonville (W)	22	12
8/29	New York Jets (L)	28	18
9/3	at New England (W)	12	9

2016 (2-2)

Date	Opponent	Giants	Opp.
8/12	Miami (L)	10	27
8/20	at Buffalo (L)	0	21
8/27	at New York Jets (W)	21	20
9/1	New England (W)	17	9

2017 (2-2)

Date	Opponent	Giants	Opp.
8/11	Pittsburgh (L)	12	20
8/21	at Cleveland (L)	6	10
8/26	New York Jets (W)	32	31
8/31	at New England (W)	40	38

2018 (2-2)

Date	Opponent	Giants	Opp.
8/9	Cleveland (L)	10	20
8/17	at Detroit (W)	30	17
8/24	at New York Jets (W)	22	16
8/30	New England (L)	12	17

2019 (4-0)

Date	Opponent	Giants	Opp.
8/8	New York Jets (W)	31	22
8/16	Chicago (W)	32	13
8/22	at Cincinnati (W)	25	23
8/29	at New England (W)	31	29

2020'S

2020

No Preseason Games

2021 (0-3)

Date	Opponent	Giants	Opp.
8/24	New York Jets (L)	7	12
8/22	at Cleveland (L)	13	17
8/29	New England (L)	20	22

ALL-TIME SERIES RESULTS

*ARIZONA VS. N.Y. GIANTS

RS: Giants lead series, 80-46-2

1926	Giants, 20-0 (NY)
1927	Giants, 28-7 (NY)
1929	Giants, 24-21 (NY)
1930	Giants, 25-12 (NY)
	Giants, 13-7 (C)
1935	Cardinals, 14-13 (NY)
1936	Giants, 14-6 (NY)
1938	Giants, 6-0 (NY)
1939	Giants, 17-7 (NY)
1941	Cardinals, 10-7 (NY)
1942	Giants, 21-7 (NY)
1943	Giants, 24-13 (NY)
1946	Giants, 28-24 (NY)
1947	Giants, 35-31 (NY)
1948	Cardinals, 63-35 (NY)
1949	Giants, 41-38 (C)
1950	Cardinals, 17-3 (C)
	Giants, 51-21 (NY)
1951	Giants, 28-17 (NY)
	Giants, 10-0 (C)
1952	Cardinals, 24-23 (NY)
	Giants, 28-6 (C)
1953	Giants, 21-7 (NY)
	Giants, 23-20 (C)
1954	Giants, 41-10 (C)
	Giants, 31-17 (NY)
1955	Cardinals, 28-17 (C)
	Giants, 10-0 (NY)
1956	Cardinals, 35-27 (C)
	Giants, 23-10 (NY)
1957	Giants, 27-14 (NY)
	Giants, 28-21 (C)
1958	Giants, 37-7 (Buffalo)
	Cardinals, 23-6 (NY)
1959	Giants, 9-3 (NY)
	Giants, 30-20 (Minn)
1960	Giants, 35-14 (StL)
	Cardinals, 20-13 (NY)
1961	Cardinals, 21-10 (NY)
	Giants, 24-9 (StL)
1962	Giants, 31-14 (StL)
	Giants, 31-28 (NY)
1963	Giants, 38-21 (StL)
	Cardinals, 24-17 (NY)
1964	Giants, 34-17 (NY)
	Tie, 10-10 (StL)
1965	Giants, 14-10 (NY)
	Giants, 28-15 (StL)
1966	Cardinals, 24-19 (StL)
	Cardinals, 20-17 (NY)
1967	Giants, 37-20 (StL)
	Giants, 37-14 (NY)
1968	Cardinals, 28-21 (NY)
1969	Cardinals, 42-17 (StL)
	Giants, 49-6 (NY)
1970	Giants, 35-17 (NY)
	Giants, 34-17 (StL)
1971	Giants, 21-20 (StL)
	Cardinals, 24-7 (NY)
1972	Giants, 27-21 (NY)
	Giants, 13-7 (StL)
1973	Cardinals, 35-27 (StL)
	Giants, 24-13 (New Haven)
1974	Cardinals, 23-21 (New Haven)
	Cardinals, 26-14 (StL)
1975	Cardinals, 26-14 (StL)
	Cardinals, 20-13 (NY)
1976	Cardinals, 27-21 (StL)
	Cardinals, 17-14 (NY)
1977	Cardinals, 28-0 (StL)
	Giants, 27-7 (NY)
1978	Cardinals, 20-10 (StL)
	Giants, 17-0 (NY)
1979	Cardinals, 27-14 (NY)
	Cardinals, 29-20 (StL)
1980	Giants, 41-35 (StL)
	Cardinals, 23-7 (NY)
1981	Giants, 34-14 (NY)
	Giants, 20-10 (StL)
1982	Cardinals, 24-21 (StL)
1983	Tie, 20-20 (StL) OT
	Cardinals, 10-6 (NY)
1984	Giants, 16-10 (NY)
	Cardinals, 31-21 (StL)
1985	Giants, 27-17 (NY)
	Giants, 34-3 (StL)
1986	Giants, 13-6 (StL)

1987	Giants, 27-7 (NY) Giants, 30-7 (NY) Cardinals, 27-24 (StL)
1988	Cardinals, 24-17 (P) Giants, 44-7 (NY)
1989	Giants, 35-7 (NY) Giants, 20-13 (P) Giants, 20-19 (NY)
1990	Giants, 24-21 (P) Giants, 20-9 (NY) Giants, 21-14 (P)
1991	Giants, 31-21 (NY) Cardinals, 19-0 (P)
1992	Giants, 19-17 (NY) Cardinals, 17-6 (P)
1993	Giants, 20-17 (A) Cardinals, 10-9 (NY)
1994	Giants, 27-21 (NY) OT Giants, 10-6 (A) Giants, 16-8 (NY)
1995	Cardinals, 31-23 (A) Giants, 27-13 (A) Giants, 19-10 (NY)
1996	Giants, 34-7 (NY) Giants, 23-19 (A) Cardinals, 14-3 (A)
1997	Cardinals, 34-24 (NY) Giants, 21-16 (NY) Giants, 31-7 (A)
1998	Giants, 17-10 (A) Giants, 17-13 (NY) Cardinals, 21-7 (A)
1999	Cardinals, 17-14 (A) Cardinals, 42-19 (NY) Giants, 37-29 (A)
2000	Cardinals, 24-17 (NY) Giants, 31-27 (A) Cardinals, 25-14 (NY)
2001	Cardinals, 23-0 (A) Cardinals, 27-21 (NY) Cardinals, 26-7 (NY)
2002	Cardinals, 27-21 (NY) Cardinals, 23-0 (A) Cardinals, 27-21 (NY)
2003	Cardinals, 27-21 (NY) Cardinals, 23-0 (A) Cardinals, 27-21 (NY)
2004	Cardinals, 27-21 (NY) Cardinals, 23-0 (A) Cardinals, 27-21 (NY)
2005	Cardinals, 27-21 (NY) Cardinals, 23-0 (A) Cardinals, 27-21 (NY)
2006	Cardinals, 27-21 (NY) Cardinals, 23-0 (A) Cardinals, 27-21 (NY)
2007	Cardinals, 27-21 (NY) Cardinals, 23-0 (A) Cardinals, 27-21 (NY)
2008	Cardinals, 27-21 (NY) Cardinals, 23-0 (A) Cardinals, 27-21 (NY)
2009	Cardinals, 27-21 (NY) Cardinals, 23-0 (A) Cardinals, 27-21 (NY)
2010	Cardinals, 27-21 (NY) Cardinals, 23-0 (A) Cardinals, 27-21 (NY)
2011	Cardinals, 27-21 (NY) Cardinals, 23-0 (A) Cardinals, 27-21 (NY)
2012	Cardinals, 27-21 (NY) Cardinals, 23-0 (A) Cardinals, 27-21 (NY)
2013	Cardinals, 27-21 (NY) Cardinals, 23-0 (A) Cardinals, 27-21 (NY)
2014	Cardinals, 27-21 (NY) Cardinals, 23-0 (A) Cardinals, 27-21 (NY)
2015	Cardinals, 27-21 (NY) Cardinals, 23-0 (A) Cardinals, 27-21 (NY)
2016	Cardinals, 27-21 (NY) Cardinals, 23-0 (A) Cardinals, 27-21 (NY)
2017	Cardinals, 27-21 (NY) Cardinals, 23-0 (A) Cardinals, 27-21 (NY)
2018	Cardinals, 27-21 (NY) Cardinals, 23-0 (A) Cardinals, 27-21 (NY)
2019	Cardinals, 27-21 (NY) Cardinals, 23-0 (A) Cardinals, 27-21 (NY)
2020	Cardinals, 27-21 (NY) Cardinals, 23-0 (A) Cardinals, 27-21 (NY)

*Franchise known as Phoenix prior to 1994, in St. Louis prior to 1988, and in Chicago prior to 1960

ATLANTA VS. N.Y. GIANTS

RS: Falcons lead series, 14-11

PS: Giants lead series, 1-0

1966	Falcons, 27-16 (NY)
1968	Falcons, 24-21 (A)
1971	Giants, 21-17 (A)
1974	Falcons, 14-7 (New Haven)
1977	Falcons, 17-3 (A)
1978	Falcons, 23-20 (A)
1979	Giants, 24-3 (NY)
1981	Giants, 27-24 (A) OT
1982	Falcons, 16-14 (NY)
1983	Giants, 16-13 (A) OT
1984	Giants, 19-7 (A)
1988	Giants, 23-16 (A)
1998	Falcons, 34-20 (NY)
2000	Giants, 13-6 (A)
2002	Falcons, 17-10 (NY)
2003	Falcons, 27-7 (NY)
2004	Falcons, 14-10 (NY)
2006	Giants, 27-14 (A)
2007	Giants, 31-10 (A)
2009	Giants, 34-31 (NY) OT
2011	*Giants, 24-2 (NY) OT
2012	Falcons, 34-0 (A)
2014	Giants, 30-20 (NY)
2015	Falcons, 24-20 (NY)
2018	Falcons, 23-20 (A)
2021	Falcons, 17-14 (NY)

RS Pts. — Falcons 478 - Giants 453

PS Pts. — Giants 24, Falcons 2

*NFC First-Round Playoff

BALTIMORE VS. N.Y. GIANTS

RS: Ravens lead series, 4-2

PS: Ravens lead series, 1-0

1997	Ravens, 24-23 (NY)
2000	*Ravens, 34-7 (Tampa)
2004	Ravens, 37-14 (B)
2008	Giants, 30-10 (NY)
2012	Ravens, 33-14 (B)
2016	Giants, 27-13 (NY)
2020	Ravens, 27-13 (B)

RS Pts. — Ravens 154, Giants 121

PS Pts. — Ravens 34, Giants 7

*Super Bowl XXXV

BUFFALO VS. N.Y. GIANTS

RS: Bills lead series, 7-6

PS: Giants lead series, 1-0

1970	Giants, 20-6 (NY)
1975	Giants, 17-14 (B)
1978	Bills, 41-17 (B)
1987	Bills, 6-3 (B) OT
1990	Bills, 17-13 (NY)
	*Giants, 20-19 (Tampa)
1993	Bills, 17-14 (B)
1996	Bills, 23-20 (NY) OT
1999	Giants, 19-17 (B)
2003	Bills, 24-7 (NY)
2007	Giants, 38-21 (B)
2011	Giants, 27-24 (NY)
2015	Giants, 24-10 (B)
2019	Bills, 28-14 (NY)

RS Pts. — Bills 248, Giants 233

PS Pts. — Giants 20, Bills 19

*Super Bowl XXV

CAROLINA VS. N.Y. GIANTS

RS: Panthers lead series, 6-5

PS: Panthers lead series, 1-0

1996	Panthers, 27-17 (C)
2003	Panthers, 37-24 (NY)
2005	*Panthers, 23-0 (NY)
2006	Giants, 27-13 (C)
2008	Giants, 34-28 (NY) OT
2009	Panthers, 41-9 (NY)
2010	Giants, 31-18 (NY)
2012	Giants, 36-7 (C)
2013	Panthers, 38-0 (C)
2015	Panthers, 38-35 (NY)
2018	Panthers, 33-31 (C)
2021	Giants, 25-3 (NY)

RS Pts. — Panthers 283, Giants 269

PS Pts. — Panthers 23, Giants 0

*NFC First-Round Playoff

CHICAGO VS. N.Y. GIANTS

RS: Bears lead series, 31-21-2

PS: Bears lead series, 5-3

1925	Bears, 19-7 (NY)
	Giants, 9-0 (C)
1926	Bears, 7-0 (C)
1927	Giants, 13-7 (NY)
1928	Bears, 13-0 (C)
1929	Giants, 26-14 (C)
	Giants, 34-0 (NY)
	Giants, 14-9 (C)
1930	Giants, 12-0 (C)
	Bears, 12-0 (NY)
1931	Bears, 6-0 (C)
	Bears, 12-6 (NY)
	Giants, 25-6 (C)
1932	Bears, 28-8 (NY)
	Bears, 6-0 (C)
1933	Bears, 14-10 (C)
	Giants, 3-0 (NY)
	*Bears, 23-21 (C)
1934	Bears, 27-7 (C)
	Bears, 10-9 (NY)
	*Giants, 30-13 (NY)
1935	Bears, 20-3 (NY)
	Giants, 3-0 (C)
1936	Bears, 25-7 (NY)
1937	Tie, 3-3 (NY)
1939	Giants, 16-13 (NY)
1940	Bears, 37-21 (NY)
1941	*Bears, 37-9 (C)
1942	Bears, 26-7 (NY)
1943	Bears, 56-7 (NY)
1946	Giants, 14-0 (NY)
	*Bears, 24-14 (NY)
1948	Bears, 35-14 (C)
1949	Giants, 35-28 (NY)
1956	Tie, 17-17 (NY)
	*Giants, 47-7 (NY)
1962	Giants, 26-24 (C)
1963	*Bears, 14-10 (C)
1965	Bears, 35-14 (NY)
1967	Bears, 34-7 (C)
1969	Giants, 28-24 (NY)
1970	Bears, 24-16 (NY)
1974	Bears, 16-13 (C)
1977	Bears, 12-9 (NY) OT
1985	**Bears, 21-0 (C)
1987	Bears, 34-19 (C)
1990	**Giants, 31-3 (NY)

1991	Bears, 20-17 (C)
1992	Giants, 27-14 (C)
1993	Giants, 26-20 (C)
1995	Bears, 27-24 (NY)
2000	Giants, 14-7 (C)
2004	Bears, 28-21 (NY)
2006	Bears, 38-20 (NY)
2007	Giants, 21-16 (C)
2010	Giants, 17-3 (NY)
2013	Bears, 27-21 (C)
2016	Giants, 22-16 (NY)
2018	Giants, 30-27 (NY) OT
2019	Bears, 19-14 (NY)
2020	Bears, 17-13 (C) (H)
2021	Bears, 29-3 (CHI)
RS Pts. — Bears 961, Giants 752	
PS Pts. — Giants 162, Bears 142	

*NFL Championship

**NFC Divisional Playoff

CINCINNATI VS. N.Y. GIANTS**RS: Bengals lead series, 6-4**

1972	Bengals, 13-10 (C)
1977	Bengals, 30-13 (C)
1985	Bengals, 35-30 (C)
1991	Bengals, 27-24 (C)
1994	Giants, 27-20 (NY)
1997	Giants, 29-27 (NY)
2004	Bengals, 23-22 (C)
2008	Giants, 26-23 (NY) OT
2012	Bengals, 31-13 (C)
2016	Giants, 21-10 (NY)
2020	Giants, 19-17 (NY)

RS Pts. — Bengals 266, Giants 234**CLEVELAND VS. N.Y. GIANTS****RS: Browns lead series, 27-21-2****PS: Series tied, 1-1**

1950	Giants, 6-0 (C)
	Giants, 17-13 (NY)
	*Browns, 8-3 (C)
1951	Browns, 14-13 (C)
	Browns, 10-0 (NY)
1952	Giants, 17-9 (C)
	Giants, 37-34 (NY)
1953	Browns, 7-0 (NY)
	Browns, 62-14 (C)
1954	Browns, 24-14 (C)
	Browns, 16-7 (NY)
1955	Browns, 24-14 (C)
	Tie, 35-35 (NY)
1956	Giants, 21-9 (C)
	Browns, 24-7 (NY)
1957	Browns, 6-3 (C)
	Browns, 34-28 (NY)
1958	Giants, 21-17 (C)
	Giants, 13-10 (NY)
	*Giants, 10-0 (NY)
1959	Giants, 10-6 (C)
	Giants, 48-7 (NY)
1960	Giants, 17-13 (C)
	Browns, 48-34 (NY)
1961	Giants, 37-21 (C)
	Tie, 7-7 (NY)
1962	Browns, 17-7 (C)
	Giants, 17-13 (NY)
1963	Browns, 35-24 (NY)
	Giants, 33-6 (C)
1964	Browns, 42-20 (C)
	Browns, 52-20 (NY)
1965	Browns, 38-14 (NY)
	Browns, 34-21 (C)
1966	Browns, 28-7 (NY)
	Browns, 49-40 (C)
1967	Giants, 38-34 (NY)
	Browns, 24-14 (C)
1968	Browns, 45-10 (C)
1969	Browns, 28-17 (C)
	Giants, 27-14 (NY)
1973	Browns, 12-10 (C)
1977	Browns, 21-7 (NY)
1985	Browns, 35-33 (NY)
1991	Giants, 13-10 (NY)
1994	Giants, 16-13 (C)
2000	Giants, 24-3 (C)
2004	Giants, 27-10 (NY)
2008	Browns, 35-14 (C)
2012	Giants, 41-27 (NY)
2016	Giants, 27-13 (C)
2020	Browns, 20-6 (NY)

RS Pts. — Browns 1,108, Giants 947**PS Pts. — Giants 13, Browns 8**

*Conference Playoff

DALLAS VS. N.Y. GIANTS**RS: Cowboys lead series, 71-47-2****PS: Giants lead series, 1-0**

1960	Tie, 31-31 (NY)
1961	Giants, 31-10 (D)
	Cowboys, 17-16 (NY)
1962	Giants, 41-10 (D)
	Giants, 41-31 (NY)
1963	Giants, 37-21 (NY)
	Giants, 34-27 (D)
1964	Tie, 13-13 (D)
	Cowboys, 31-21 (NY)
1965	Cowboys, 31-2 (D)
	Cowboys, 38-20 (NY)
1966	Cowboys, 52-7 (D)
	Cowboys, 17-7 (NY)
1967	Cowboys, 38-24 (D)
1968	Giants, 27-21 (D)
	Cowboys, 28-10 (NY)
1969	Cowboys, 25-3 (D)
1970	Cowboys, 28-10 (D)
	Giants, 23-20 (NY)
1971	Cowboys, 20-13 (D)
	Cowboys, 42-14 (NY)
1972	Cowboys, 23-14 (NY)
	Giants, 23-3 (D)
1973	Cowboys, 45-28 (D)
	Cowboys, 23-10 (New Haven)
1974	Giants, 14-6 (D)
	Cowboys, 21-7 (New Haven)
1975	Cowboys, 13-7 (NY)
	Cowboys, 14-3 (D)
1976	Cowboys, 24-14 (NY)
	Cowboys, 9-3 (D)
1977	Cowboys, 41-21 (D)
	Cowboys, 24-10 (NY)
1978	Cowboys, 34-24 (NY)
	Cowboys, 24-3 (D)
1979	Cowboys, 16-14 (NY)
	Cowboys, 28-7 (D)
1980	Cowboys, 24-3 (D)
	Giants, 38-35 (NY)
1981	Cowboys, 18-10 (D)
	Giants, 13-10 (NY) OT
1983	Cowboys, 28-13 (D)
	Cowboys, 38-20 (NY)
1984	Giants, 28-7 (NY)
	Giants, 19-7 (D)
1985	Cowboys, 30-29 (NY)
	Cowboys, 28-21 (D)
1986	Cowboys, 31-28 (D)
	Giants, 17-14 (NY)
1987	Cowboys, 16-14 (NY)
	Cowboys, 33-24 (D)
1988	Giants, 12-10 (D)
	Giants, 29-21 (NY)
1989	Giants, 30-13 (D)
	Giants, 15-0 (NY)
1990	Giants, 28-7 (D)
	Giants, 31-17 (NY)
1991	Cowboys, 21-16 (D)
	Giants, 22-9 (NY)
1992	Cowboys, 34-28 (NY)
	Cowboys, 30-3 (D)
1993	Cowboys, 31-9 (D)
	Cowboys, 16-13 (NY) OT
1994	Cowboys, 38-10 (D)
	Giants, 15-10 (NY)
1995	Cowboys, 35-0 (NY)
	Cowboys, 21-20 (D)
1996	Cowboys, 27-0 (D)
	Giants, 20-6 (NY)
1997	Giants, 20-17 (NY)
	Giants, 20-7 (D)
1998	Cowboys, 31-7 (NY)
	Cowboys, 16-6 (D)
1999	Giants, 13-10 (NY)
	Cowboys, 26-18 (D)
2000	Giants, 19-14 (NY)
	Giants, 17-13 (D)
2001	Giants, 27-24 (NY) OT
	Cowboys, 20-13 (D)
2002	Giants, 21-17 (D)
	Giants, 37-7 (NY)
2003	Cowboys, 35-32 (NY) OT

2004	Cowboys, 19-3 (D)
	Giants, 26-10 (D)
2005	Giants, 28-24 (NY)
	Cowboys, 16-13 (D) OT
	Giants, 17-10 (NY)
2006	Giants, 36-22 (D)
	Cowboys, 23-20 (NY)
2007	Cowboys, 45-35 (D)
	Cowboys, 31-20 (NY)
	*Giants, 21-17 (D)
2008	Giants, 35-14 (NY)
	Cowboys, 20-8 (D)
2009	Giants, 33-31 (D)
	Giants, 31-24 (NY)
2010	Giants, 41-35 (D)
	Cowboys, 33-20 (NY)
2011	Giants 37-34 (D)
	Giants 31-14 (NY)
2012	Cowboys, 24-17 (NY)
	Giants, 29-24 (D)
2013	Cowboys, 36-31 (D)
	Cowboys, 24-21 (NY)
2014	Cowboys, 31-21 (D)
	Cowboys, 31-28 (NY)
2015	Cowboys, 27-26 (D)
	Giants, 27-20 (NY)
2016	Giants, 20-19 (D)
	Giants, 10-7 (NY)
2017	Cowboys, 19-3 (D)
	Cowboys, 30-10 (NY)
2018	Cowboys, 20-13 (D)
	Cowboys, 35-36 (NY)
2019	Cowboys, 35-17 (D)
	Cowboys, 37-18 (NY)
2020	Cowboys, 37-34 (D)
	Giants, 23-19 (NY)
2021	Cowboys, 44-20 (D)
	Cowboys, 21-6 (NY)
	RS Pts.—Cowboys 2,747, Giants 2,298
	PS Pts.—Giants 21, Cowboys 17

*NFC Divisional Playoff

DENVER VS. N.Y. GIANTS

	RS: Broncos lead series, 7-6
	PS: Giants lead series, 1-0
1972	Giants, 29-17 (NY)
1976	Broncos, 14-13 (D)
1980	Broncos, 14-9 (NY)
1986	Giants, 19-16 (NY)
	*Giants, 39-20 (Pasadena)
1989	Giants, 14-7 (D)
1992	Broncos, 27-13 (D)
1998	Giants, 20-16 (NY)
2001	Broncos, 31-20 (D)
2005	Giants, 24-23 (NY)
2009	Broncos, 26-6 (D)
2013	Broncos, 41-23 (NY)
2017	Giants, 23-10 (D)
2021	Broncos, 27-13 (D)

RS Pts.—Broncos 269, Giants 226
PS Pts.—Giants 39, Broncos 20

*Super Bowl XXI

*DETROIT VS. N.Y. GIANTS

	RS: Lions leads series, 23-21-1
	PS: Lions lead series, 1-0
1930	Giants, 19-6 (P)
1931	Spartans, 14-6 (P)
	Giants, 14-0 (NY)
1932	Spartans, 7-0 (P)
	Spartans, 6-0 (NY)
1933	Spartans, 17-7 (P)
	Giants, 13-10 (NY)
1934	Lions, 9-0 (D)
1935	**Lions, 26-7 (D)
1936	Giants, 14-7 (NY)
	Lions, 38-0 (D)
1937	Lions, 17-0 (NY)
1939	Lions, 18-14 (D)
1941	Giants, 20-13 (NY)
1943	Tie, 0-0 (D)
1945	Giants, 35-14 (NY)
1947	Lions, 35-7 (D)
1949	Lions, 45-21 (NY)
1953	Lions, 27-16 (NY)
1955	Giants, 24-19 (D)
1958	Giants, 19-17 (D)
1962	Giants, 17-14 (NY)
1964	Lions, 26-3 (D)
1967	Lions, 30-7 (NY)

1969	Lions, 24-0 (D)
1972	Lions, 30-16 (D)
1974	Lions, 20-19 (D)
1976	Giants, 24-10 (NY)
1982	Giants, 13-6 (D)
1983	Lions, 15-9 (D)
1988	Giants, 30-10 (NY)
	Giants, 13-10 (D) OT
1989	Giants, 24-14 (NY)
1990	Giants, 20-0 (NY)
1994	Lions, 28-25 (NY) OT
1996	Giants, 35-7 (D)
1997	Giants, 26-20 (D) OT
2000	Lions, 31-21 (NY)
2004	Lions, 28-13 (NY)
2007	Giants, 16-10 (D)
2010	Giants, 28-20 (NY)
2013	Giants, 23-20 (D) OT
2014	Lions, 35-14 (D)
2016	Giants, 17-6 (NY)
2017	Lions, 24-10 (NY)
2019	Lions, 31-26 (D)

RS Pts.—Lions 788, Giants 678
PS Pts.—Lions 26, Giants 7

*Franchise in Portsmouth prior to 1934 and known as the Spartans
 **NFL Championship

GREEN BAY VS. N.Y. GIANTS

	RS: Packers lead series, 29-23-2
	PS: Packers lead series, 5-3
1928	Giants, 6-0 (GB)
	Packers, 7-0 (NY)
1929	Packers, 20-6 (NY)
1930	Packers, 14-7 (GB)
	Giants, 13-6 (NY)
1931	Packers, 27-7 (GB)
	Packers, 14-10 (NY)
1932	Packers, 13-0 (GB)
	Giants, 6-0 (NY)
1933	Giants, 10-7 (Mil)
	Giants, 17-6 (NY)
1934	Packers, 20-6 (Mil)
	Giants, 17-3 (NY)
1935	Packers, 16-7 (GB)
1936	Packers, 26-14 (NY)
1937	Giants, 10-0 (NY)
1938	Giants, 15-3 (NY)
	*Giants, 23-17 (NY)
1939	*Packers, 27-0 (Mil)
1940	Giants, 7-3 (NY)
1942	Tie, 21-21 (NY)
1943	Packers, 35-21 (NY)
1944	Giants, 24-0 (NY)
	*Packers, 14-7 (NY)
1945	Packers, 23-14 (NY)
1947	Tie, 24-24 (NY)
1948	Giants, 49-3 (Mil)
1949	Giants, 30-10 (GB)
1952	Packers, 17-3 (NY)
1957	Giants, 31-17 (GB)
1959	Giants, 20-3 (NY)
1961	Packers, 20-17 (Mil)
	*Packers, 37-0 (GB)
1962	*Packers, 16-7 (NY)
1967	Packers, 48-21 (NY)
1969	Packers, 20-10 (Mil)
1971	Giants, 42-40 (GB)
1973	Packers, 16-14 (New Haven)
1975	Packers, 40-14 (Mil)
1980	Giants, 27-21 (NY)
1981	Packers, 27-14 (NY)
	Packers, 26-24 (Mil)
1982	Packers, 27-19 (NY)
1983	Giants, 27-3 (NY)
1985	Packers, 23-20 (GB)
1986	Giants, 55-24 (NY)
1987	Giants, 20-10 (NY)
1992	Giants, 27-7 (NY)
1995	Packers, 14-6 (GB)
1998	Packers, 37-3 (NY)
2001	Packers, 34-25 (NY)
2004	Giants, 14-7 (GB)
2007	Packers, 35-13 (NY)
	**Giants, 23-20 (GB) OT
2010	Packers 45-17 (GB)
2011	Packers, 38-35 (NY)
	***Giants, 37-20 (GB)
2012	Giants, 38-10 (NY)
2013	Giants, 27-13 (NY)

2016 Packers, 23-16 (GB)
 ****Packers, 38-13 (GB)
 2019 Packers, 31-13 (NY)
 RS Pts.—Packers 977, Giants 953
 PS Pts.—Packers 189, Giants 110
 *NFL Championship
 **NFC Championship Game
 ***Divisional Playoff
 ****Wild Card

HOUSTON VS. N.Y. GIANTS

RS: Giants lead series, 4-1

2002 Texans, 16-14 (H)
 2006 Giants, 14-10 (NY)
 2010 Giants, 34-10 (H)
 2014 Giants, 30-17 (NY)
 2018 Giants, 27-22 (H)
 RS Pts.—Giants 119, Texans 75

INDIANAPOLIS VS. N.Y. GIANTS

RS: Colts lead series, 10-6

PS: Colts lead series, 2-0

1954 Colts, 20-14 (B)
 1955 Giants, 17-7 (NY)
 1958 Giants, 24-21 (NY)
 **Colts, 23-17 (NY) OT
 1959 **Colts, 31-16 (B)
 1963 Giants, 37-28 (B)
 1968 Colts, 26-0 (NY)
 1971 Colts, 31-7 (NY)
 1975 Colts, 21-0 (NY)
 1979 Colts, 31-7 (NY)
 1990 Giants, 24-7 (I)
 1993 Giants, 20-6 (NY)
 1999 Colts, 27-19 (NY)
 2002 Giants, 44-27 (I)
 2006 Colts, 26-21 (NY)
 2010 Colts, 38-14 (I)
 2014 Colts, 40-24 (NY)
 2018 Colts, 28-27 (I)
 RS Pts.—Colts 384, Giants 299
 PS Pts.—Colts 54, Giants 33

*Franchise in Baltimore prior to 1984

**NFL Championship

JACKSONVILLE VS. N.Y. GIANTS

RS: Jaguars lead series, 4-3

1997 Jaguars, 40-13 (J)
 2000 Giants, 28-25 (NY)
 2002 Giants, 24-17 (NY)
 2006 Jaguars, 26-10 (J)
 2010 Giants 24-20 (NY)
 2014 Jaguars, 25-24 (J)
 2018 Jaguars, 20-15 (NY)
 RS Pts.—Jaguars 173, Giants 138

KANSAS CITY VS. N.Y. GIANTS

RS: Giants lead series, 11-4

1974 Giants, 33-27 (KC)
 1978 Giants, 26-10 (NY)
 1979 Giants, 21-17 (KC)
 1983 Chiefs, 38-17 (KC)
 1984 Giants, 28-27 (NY)
 1988 Giants, 28-12 (NY)
 1992 Giants, 35-21 (NY)
 1995 Chiefs, 20-17 (KC) OT
 1998 Giants, 28-7 (NY)
 2001 Giants, 13-3 (KC)
 2005 Giants, 27-17 (NY)
 2009 Giants, 27-16 (KC)
 2013 Chiefs, 31-7 (KC)
 2017 Giants, 12-9 (NY) OT
 2021 Chiefs, 20-7 (KC)
 RS Pts.—Giants 326, Chiefs 275

***LOS ANGELES CHARGERS VS. N.Y. GIANTS**

RS: Chargers lead series, 8-5

1971 Giants, 35-17 (NY)
 1975 Giants, 35-24 (NY)
 1980 Chargers, 44-7 (SD)
 1983 Chargers, 41-34 (NY)
 1986 Giants, 20-7 (NY)
 1989 Giants, 20-13 (SD)
 1995 Chargers, 27-17 (NY)
 1998 Giants, 34-16 (SD)
 2005 Chargers, 45-23 (SD)
 2009 Chargers, 21-20 (NY)
 2013 Chargers, 37-14 (SD)
 2017 Chargers, 27-22 (NY)
 2021 Chargers, 37-21 (LA)
 RS Pts.—Chargers 356, Giants 302

*Franchise in San Diego from 1961 to 2016

***LOS ANGELES RAMS VS. N.Y. GIANTS**

RS: Rams lead series, 27-16

PS: Series tied, 1-1

1938 Giants, 28-0 (NY)
 1940 Rams, 13-0 (NY)
 1941 Giants, 49-14 (NY)
 1945 Rams, 21-17 (NY)
 1946 Rams, 31-21 (NY)
 1947 Rams, 34-10 (LA)
 1948 Rams, 52-37 (NY)
 1953 Rams, 21-7 (LA)
 1954 Rams, 17-16 (NY)
 1959 Giants, 23-21 (LA)
 1961 Giants, 24-14 (NY)
 1966 Rams, 55-14 (LA)
 1968 Rams, 24-21 (LA)
 1970 Rams, 31-3 (NY)
 1973 Rams, 40-6 (LA)
 1976 Rams, 24-10 (LA)
 1978 Rams, 20-17 (NY)
 1979 Giants, 20-14 (LA)
 1980 Rams, 28-7 (NY)
 1981 Giants, 10-7 (NY)
 1983 Rams, 16-6 (NY)
 1984 Rams, 33-12 (LA)
 **Giants, 16-13 (LA)
 1985 Giants, 24-19 (NY)
 1988 Rams, 45-31 (NY)
 1989 Rams, 31-10 (LA)
 ***Rams, 19-13 (NY) OT
 1990 Giants, 31-7 (LA)
 1991 Rams, 19-13 (NY)
 1992 Rams, 38-17 (LA)
 1993 Giants, 20-10 (NY)
 1994 Rams, 17-10 (LA)
 1997 Rams, 13-3 (StL)
 1999 Rams, 31-10 (StL)
 2000 Rams, 38-24 (NY)
 2001 Rams, 15-14 (StL)
 2002 Giants, 26-21 (StL)
 2003 Giants, 23-13 (NY)
 2005 Giants, 44-24 (NY)
 2008 Giants, 41-13 (StL)
 2011 Giants, 28-16 (NY)
 2014 Giants 37-27 (StL)
 2016 Giants 17-10 (London)
 2017 Rams, 51-17 (NY)
 2020 Rams, 17-9 (L.A.)

RS Pts.—Rams 1,005, Giants 807

PS Pts.—Rams 32, Giants 29

*Franchise in St. Louis from 1995 to 2015 and in Cleveland prior to 1946

**NFC First-Round Playoff

***NFC Divisional Playoff

MIAMI VS. N.Y. GIANTS

RS: Giants lead series, 7-3

1972 Dolphins, 23-13 (NY)
 1990 Giants, 20-3 (NY)
 1993 Giants, 19-14 (M)
 1996 Giants, 17-7 (M)
 2003 Dolphins, 23-10 (NY)
 2007 Giants, 13-10 (London)
 2011 Giants, 20-17 (NY)
 2015 Giants, 31-24 (M)
 2019 Giants, 36-20 (NY)
 2021 Dolphins, 20-9 (M)
 RS Pts.—Giants 188, Dolphins 161

MINNESOTA VS. N.Y. GIANTS

RS: Vikings lead series, 16-10

PS: Giants lead series, 2-1

1964 Vikings, 30-21 (NY)
 1965 Vikings, 40-14 (M)
 1967 Vikings, 27-24 (M)
 1969 Giants, 24-23 (NY)
 1971 Vikings, 17-10 (NY)
 1973 Vikings, 31-7 (New Haven)
 1976 Vikings, 24-7 (M)
 1986 Giants, 22-20 (M)
 1989 Giants, 24-14 (NY)
 1990 Giants, 23-15 (NY)
 1993 *Giants, 17-10 (NY)
 1994 Vikings, 27-10 (NY)
 1996 Giants, 15-10 (NY)
 1997 *Vikings, 23-22 (NY)
 1999 Vikings, 34-17 (NY)
 2000 **Giants, 41-0 (NY)
 2001 Vikings, 28-16 (M)
 2002 Giants, 27-20 (M)
 2003 Giants, 29-17 (M)
 2004 Giants, 34-13 (M)

2005 Vikings, 24-21 (NY)
 2007 Vikings, 41-17 (NY)
 2008 Vikings, 20-19 (M)
 2009 Vikings, 44-7 (M)
 2010 **Giants, 21-3 (M)
 2013 Giants, 23-7 (NY)
 2015 Vikings, 49-17 (M)
 2016 Vikings, 24-10 (M)
 2019 Vikings, 28-10 (NY)

RS Pts.—Vikings 630, Giants 469
 PS: Giants 80, Vikings 33

*NFC First-Round Playoff

**NFC Championship

***Game played in Detroit, MI.

*NEW ENGLAND VS. N.Y. GIANTS

RS: Patriots lead series, 7-4

PS: Giants lead series, 2-0

1970 Giants, 16-0 (B)
 1974 Patriots, 28-20 (New Haven)
 1987 Giants, 17-10 (NY)
 1990 Giants, 13-10 (NE)
 1996 Patriots, 23-22 (NY)
 1999 Patriots, 16-14 (NE)
 2003 Patriots, 17-6 (NE)
 2007 Patriots, 38-35 (NY)
 **Giants, 17-14 (Arizona)
 2011 Giants, 24-20 (NE)
 ***Giants, 21-17 (Indianapolis)
 2015 Patriots, 27-26 (NY)
 2019 Patriots, 35-14 (NE)
 RS Pts.—Patriots 224, Giants 207

PS Pts.—Giants 38, Patriots 31

*Franchise in Boston prior to 1971

Super Bowl XLII *Super Bowl XLVI

NEW ORLEANS VS. N.Y. GIANTS

RS: Giants lead series, 17-14

1967 Giants, 27-21 (NY)
 1968 Giants, 38-21 (NY)
 1969 Saints, 25-24 (NY)
 1970 Saints, 14-10 (NO)
 1972 Giants, 45-21 (NY)
 1975 Giants, 28-14 (NY)
 1978 Saints, 28-17 (NO)
 1979 Saints, 24-14 (NO)
 1981 Giants, 20-7 (NY)
 1984 Saints, 10-3 (NY)
 1985 Giants, 21-13 (NO)
 1986 Giants, 20-17 (NY)
 1987 Saints, 23-14 (NO)
 1988 Giants, 13-12 (NO)
 1993 Giants, 24-14 (NO)
 1994 Saints, 27-22 (NO)
 1995 Giants, 45-29 (NY)
 1996 Saints 17-3 (NY)
 1997 Giants, 14-9 (NY)
 1999 Giants, 31-3 (NY)
 2001 Giants, 21-13 (NY)
 2003 Saints, 45-7 (NO)
 2005 Giants, 27-10 (NY*)
 2006 Saints, 30-7 (NY)
 2009 Saints, 48-27 (NO)
 2011 Saints, 49-24 (NO)
 2012 Giants, 52-27 (NY)
 2015 Saints, 52-49 (NO)
 2016 Giants, 16-13 (NY)
 2018 Saints, 33-18 (NY)
 2021 Giants, 27-21 (NO)

RS Pts.—Giants 708, Saints 690

*Saints home game

N.Y. JETS VS. N.Y. GIANTS

RS: Giants lead series, 8-6

1970 Giants, 22-10 (NYJ)
 1974 Jets, 26-20 (New Haven) OT
 1981 Jets, 26-7 (NYG)
 1984 Giants, 20-10 (NYJ)
 1987 Giants, 20-7 (NYG)
 1988 Jets, 27-21 (NYJ)
 1993 Jets, 10-6 (NYG)
 1996 Giants, 13-6 (NYJ)
 1999 Giants, 41-28 (NYG)
 2003 Giants, 31-28 (NYJ) OT
 2007 Giants, 35-24 (NYG)
 2011 Giants, 29-14 (NYJ)
 2015 Jets, 23-20 (NYG) OT
 2019 Jets, 34-27 (NYJ)
 RS Pts.—Giants 312, Jets 273

*LAS VEGAS VS. N.Y. GIANTS

RS: Raiders lead series, 8-6

1973 Raiders, 42-0 (O)
 1980 Raiders, 33-17 (NY)
 1983 Raiders, 27-12 (LA)
 1986 Giants, 14-9 (LA)
 1989 Giants, 34-17 (NY)
 1992 Raiders, 13-10 (LA)
 1995 Raiders, 17-13 (NY)
 1998 Raiders, 20-17 (O)
 2001 Raiders, 28-10 (NY)
 2005 Giants, 30-21 (O)
 2009 Giants, 44-7 (NY)
 2013 Giants, 24-20 (NY)
 2017 Raiders, 24-17 (O)
 2021 Giants, 23-16 (NY)

RS Pts.—Raiders 294, Giants 265

*Franchise in LA from 1982-1994 and Oakland from 1995-2019

PHILADELPHIA VS. N.Y. GIANTS

RS: Eagles lead series, 87-85-2

PS: Series tied, 2-2

1933 Giants, 56-0 (NY)
 Giants, 20-14 (P)
 1934 Giants, 17-0 (NY)
 Eagles, 6-0 (P)
 1935 Giants, 10-0 (NY)
 Giants, 21-14 (P)
 1936 Eagles, 10-7 (P)
 Giants, 21-17 (NY)
 1937 Giants, 16-7 (P)
 Giants, 21-0 (NY)
 1938 Eagles, 14-10 (P)
 Giants, 17-7 (NY)
 1939 Giants, 13-3 (P)
 Giants, 27-10 (NY)
 1940 Giants, 20-14 (P)
 Giants, 17-7 (NY)
 1941 Giants, 24-0 (P)
 Giants, 16-0 (NY)
 1942 Giants, 35-17 (NY)
 Giants, 14-0 (P)
 1944 Eagles, 24-17 (NY)
 Tie, 21-21 (P)
 1945 Eagles, 38-17 (P)
 Giants, 28-21 (NY)
 1946 Eagles, 24-14 (P)
 Giants, 45-17 (NY)
 1947 Eagles, 23-0 (P)
 Eagles, 41-24 (NY)
 1948 Eagles, 45-0 (P)
 Eagles, 35-14 (NY)
 1949 Eagles, 24-3 (NY)
 Eagles, 17-3 (P)
 1950 Giants, 7-3 (NY)
 Giants, 9-7 (P)
 1951 Giants, 26-24 (NY)
 Giants, 23-7 (P)
 1952 Giants, 31-7 (P)
 Eagles, 14-10 (NY)
 1953 Eagles, 30-7 (P)
 Giants, 37-28 (NY)
 1954 Giants, 27-14 (NY)
 Eagles, 29-14 (P)
 1955 Eagles, 27-17 (P)
 Giants, 31-7 (NY)
 1956 Giants, 20-3 (NY)
 Giants, 21-7 (P)
 1957 Giants, 24-20 (P)
 Giants, 13-0 (NY)
 1958 Eagles, 27-24 (P)
 Giants, 24-10 (NY)
 1959 Eagles, 49-21 (P)
 Giants, 24-7 (NY)
 1960 Eagles, 17-10 (NY)
 Eagles, 31-23 (P)
 1961 Giants, 38-21 (NY)
 Giants, 28-24 (P)
 1962 Giants, 29-13 (P)
 Giants, 19-14 (NY)
 1963 Giants, 37-14 (P)
 Giants, 42-14 (NY)
 1964 Eagles, 38-7 (P)
 Eagles, 23-17 (NY)
 1965 Giants, 16-14 (P)
 Giants, 35-27 (NY)
 1966 Eagles, 35-17 (P)
 Eagles, 31-3 (NY)
 1967 Giants, 44-7 (NY)
 1968 Giants, 34-25 (P)
 Giants, 7-6 (NY)

1969 Eagles, 23-20 (NY)
 1970 Giants, 30-23 (NY)
 Eagles, 23-20 (P)
 1971 Eagles, 23-7 (P)
 Eagles, 41-28 (NY)
 1972 Giants, 27-12 (P)
 Giants, 62-10 (NY)
 1973 Tie, 23-23 (NY)
 Eagles, 20-16 (P)
 1974 Eagles, 35-7 (P)
 Eagles, 20-7 (New Haven)
 1975 Giants, 23-14 (P)
 Eagles, 13-10 (NY)
 1976 Eagles, 20-7 (P)
 Eagles, 10-0 (NY)
 1977 Eagles, 28-10 (NY)
 Eagles, 17-14 (P)
 1978 Eagles, 19-17 (NY)
 Eagles, 20-3 (P)
 1979 Eagles, 23-17 (P)
 Eagles, 17-13 (NY)
 1980 Eagles, 35-3 (P)
 Eagles, 31-16 (NY)
 1981 Eagles, 24-10 (NY)
 Giants, 20-10 (P)
 *Giants, 27-21 (P)
 1982 Giants, 23-7 (NY)
 Giants, 26-24 (P)
 1983 Eagles, 17-13 (NY)
 Giants, 23-0 (P)
 1984 Giants, 28-27 (NY)
 Eagles, 24-10 (P)
 1985 Giants, 21-0 (NY)
 Giants, 16-10 (P) OT
 1986 Giants, 35-3 (NY)
 Giants, 17-14 (P)
 1987 Giants, 20-17 (P)
 Giants, 23-20 (NY) OT
 1988 Eagles, 24-13 (P)
 Eagles, 23-17 (NY) OT
 1989 Eagles, 21-19 (P)
 Eagles, 24-17 (NY)
 1990 Giants, 27-20 (NY)
 Eagles, 31-13 (P)
 1991 Eagles, 30-7 (P)
 Eagles, 19-14 (NY)
 1992 Eagles, 47-34 (NY)
 Eagles, 20-10 (P)
 1993 Giants, 21-10 (NY)
 Giants, 7-3 (P)
 1994 Giants, 28-23 (NY)
 Giants, 16-13 (P)
 1995 Eagles, 17-14 (NY)
 Eagles, 28-19 (P)
 1996 Eagles, 19-10 (NY)
 Eagles, 24-0 (P)
 1997 Giants, 31-17 (NY)
 Giants, 31-21 (P)
 1998 Giants, 20-0 (NY)
 Giants, 20-10 (P)
 1999 Giants, 16-15 (NY)
 Giants, 23-18 (P) OT
 2000 Giants, 33-18 (P)
 Giants, 24-7 (NY)
 *Giants, 20-10 (NY)
 2001 Eagles, 10-9 (NY)
 Eagles, 24-21 (P)
 2002 Eagles, 17-3 (P)
 Giants, 10-7 (NY) OT
 2003 Eagles, 14-10 (NY)
 Eagles, 28-10 (P)
 2004 Eagles, 31-17 (P)
 Eagles, 27-6 (NY)
 2005 Giants, 27-17 (NY)
 Giants, 26-23 (P) OT
 2006 Giants, 30-24 (P) OT
 Eagles, 36-22 (NY)
 *Eagles, 23-20 (P)
 2007 Giants, 16-3 (NY)
 Giants, 16-13 (P)
 2008 Giants, 36-31 (P)
 Eagles, 20-14 (NY)
 *Eagles, 23-11 (NY)
 2009 Eagles, 40-17 (P)
 Eagles, 45-38 (NY)
 2010 Eagles, 27-17 (P)
 Eagles, 38-31 (NY)

2011 Giants, 29-16 (P)
 Eagles, 17-10 (NY)
 2012 Eagles, 19-17 (P)
 Giants, 42-7 (NY)
 2013 Eagles, 36-21 (NY)
 Giants, 15-7 (P)
 2014 Eagles, 27-0 (P)
 Eagles, 34-26 (NY)
 2015 Eagles, 27-7 (P)
 Eagles, 35-30 (NY)
 2016 Giants, 28-23 (NY)
 Eagles, 24-19 (P)
 2017 Eagles, 27-24 (P)
 Eagles, 34-29 (NY)
 2018 Eagles, 34-13 (NY)
 Eagles, 25-22 (P)
 2019 Eagles, 23-17 (P)
 Eagles, 34-17 (NY)
 2020 Eagles, 22-21 (P)
 Giants, 27-17 (NY)
 2021 Giants, 13-7 (NY)
 Eagles, 34-10 (P)
RS Pts. — Giants 3,346, Eagles 3,346
PS Pts. — Giants 78, Eagles 77
 *NFC First-Round Playoff **NFC Divisional Playoff
***PITTSBURGH VS. N.Y. GIANTS**
RS: Giants lead series, 44-31-3
 1933 Giants, 23-2 (P)
 Giants, 27-3 (NY)
 1934 Giants, 14-12 (P)
 Giants, 17-7 (NY)
 1935 Giants, 42-7 (P)
 Giants, 13-0 (NY)
 1936 Pirates, 10-7 (P)
 1937 Giants, 10-7 (P)
 Giants, 17-0 (NY)
 1938 Giants, 27-14 (P)
 Pirates, 13-10 (NY)
 1939 Giants, 14-7 (P)
 Giants, 23-7 (NY)
 1940 Tie, 10-10 (P)
 Giants, 12-0 (NY)
 1941 Giants, 37-10 (P)
 Giants, 28-7 (NY)
 1942 Steelers, 13-10 (P)
 Steelers, 17-9 (NY)
 1945 Giants, 34-6 (P)
 Steelers, 21-7 (NY)
 1946 Giants, 17-14 (P)
 Giants, 7-0 (NY)
 1947 Steelers, 38-21 (NY)
 Steelers, 24-7 (P)
 1948 Giants, 34-27 (NY)
 Steelers, 38-28 (P)
 1949 Steelers, 28-7 (P)
 Steelers, 21-17 (NY)
 1950 Giants, 18-7 (P)
 Steelers, 17-6 (NY)
 1951 Tie, 13-13 (P)
 Giants, 14-0 (NY)
 1952 Steelers, 63-7 (P)
 1953 Steelers, 24-14 (P)
 Steelers, 14-10 (NY)
 1954 Giants, 30-6 (P)
 Giants, 24-3 (NY)
 1955 Steelers, 30-23 (P)
 Steelers, 19-17 (NY)
 1956 Giants, 38-10 (NY)
 Giants, 17-14 (P)
 1957 Giants, 35-0 (NY)
 Steelers, 21-10 (P)
 1958 Giants, 17-6 (NY)
 Steelers, 31-10 (P)
 1959 Giants, 21-16 (P)
 Steelers, 14-9 (NY)
 1960 Giants, 19-17 (P)
 Giants, 27-24 (NY)
 1961 Giants, 17-14 (P)
 Giants, 42-21 (NY)
 1962 Giants, 31-27 (P)
 Steelers, 20-17 (NY)
 1963 Steelers, 31-0 (P)
 Giants, 33-17 (NY)
 1964 Steelers, 27-24 (P)
 Steelers, 44-17 (NY)
 1965 Giants, 23-13 (P)
 Giants, 35-10 (NY)
 1966 Giants, 35-10 (NY)

1967	Giants, 35-10 (NY)
	Giants, 27-24 (P)
	Giants, 27-24 (P)
1968	Giants, 27-24 (P)
1969	Giants, 10-7 (NY)
	Giants, 21-17 (P)
1971	Steelers, 17-13 (P)
1976	Steelers, 27-0 (NY)
1985	Giants, 28-10 (NY)
1991	Giants, 23-20 (P)
1994	Steelers, 10-6 (NY)
2000	Giants, 30-10 (NY)
2004	Steelers, 33-30 (NY)
2008	Giants, 21-14 (P)
2012	Giants, 21-14 (P)
2016	Steelers, 24-14 (P)
2020	Steelers, 24-14 (P)
RS Pts.—Giants 1,530, Steelers 1,320	
*Steelers known as Pirates prior to 1940	

SAN FRANCISCO VS. N.Y. GIANTS

RS: Series tied, 17-17

PS: Series tied, 4-4

1952	Giants, 23-14 (NY)
1956	Giants, 38-21 (SF)
1957	49ers, 27-17 (NY)
1960	Giants, 21-19 (SF)
1963	Giants, 48-14 (NY)
1968	49ers, 26-10 (NY)
1972	Giants, 23-17 (SF)
1975	Giants, 26-23 (SF)
1977	Giants, 20-17 (NY)
1978	Giants, 27-10 (NY)
1979	Giants, 32-16 (NY)
1980	49ers, 12-0 (SF)
1981	49ers, 17-10 (SF)
	*49ers, 38-24 (SF)
1984	49ers, 31-10 (NY)
	*49ers, 21-10 (SF)
1985	**Giants, 17-3 (NY)
1986	Giants, 21-17 (SF)
	*Giants, 49-3 (NY)
1987	49ers, 41-21 (NY)
1988	49ers, 20-17 (NY)
1989	49ers, 34-24 (SF)
1990	49ers, 7-3 (SF)
	***Giants, 15-13 (SF)
1991	Giants, 16-14 (NY)
1992	49ers, 31-14 (NY)
1993	*49ers, 44-3 (SF)
1995	49ers, 20-6 (SF)
1998	49ers, 31-7 (SF)
2002	49ers, 16-13 (NY)
	**49ers, 39-38 (SF)
2005	Giants, 24-6 (SF)
2007	Giants, 33-15 (NY)
2008	Giants, 29-17 (NY)
2011	49ers, 27-20 (SF)
	***Giants 20-17 (OT)
2012	Giants, 26-3 (SF)
2014	49ers, 16-10 (NY)
2015	Giants, 30-27 (NY)
2017	49ers, 31-21 (SF)
2018	Giants, 27-23 (SF)
2020	49ers, 36-9 (NY)

RS Pts.—Giants 49ers 696, 676

PS Pts.—49ers 178, Giants 176

*NFC Divisional Playoff

**NFC First-Round Playoff

***NFC Championship

SEATTLE VS. N.Y. GIANTS

RS: Giants lead series, 9-9

1976	Giants, 28-16 (NY)
1980	Giants, 27-21 (S)
1981	Giants, 32-0 (S)
1983	Seahawks, 17-12 (NY)
1986	Seahawks, 17-12 (S)
1989	Giants, 15-3 (NY)
1992	Giants, 23-10 (NY)
1995	Seahawks, 30-28 (S)
2001	Giants, 27-24 (NY)
2002	Giants, 9-6 (NY)
2005	Seahawks, 24-21 (S) OT
2006	Seahawks, 42-30 (S)
2008	Giants, 44-6 (NY)
2010	Giants, 41-7 (S)
2011	Seahawks, 36-25 (NY)
2013	Seahawks, 23-0 (NY)
2014	Seahawks, 38-17 (S)

2017 Seahawks, 24-7 (NY)

2020 Giants, 17-12 (S)

RS Pts.—Giants 415, Seahawks 356

TAMPA BAY VS. N.Y. GIANTS

RS: Giants lead series, 15-9

PS: Giants lead series, 1-0

1977	Giants, 10-0 (TB)
1978	Giants, 19-13 (TB)
	Giants, 17-14 (NY)
1979	Giants, 17-14 (NY)
	Buccaneers, 31-3 (TB)
1980	Buccaneers, 30-13 (TB)
1984	Giants, 17-14 (NY)
	Buccaneers, 20-17 (TB)
1985	Giants, 22-20 (NY)
1991	Giants, 21-14 (TB)
1993	Giants, 23-7 (NY)
1997	Buccaneers, 20-8 (NY)
1998	Buccaneers, 20-3 (TB)
1999	Giants, 17-13 (TB)
2003	Buccaneers, 19-13 (TB)
2006	Giants, 17-3 (NY)
2007	*Giants, 24-14 (TB)
2009	Giants, 24-0 (TB)
2012	Giants, 41-34 (NY)
2015	Giants, 32-18 (TB)
2017	Buccaneers, 25-23 (TB)
2018	Giants, 38-35 (NY)
2019	Giants, 32-31 (TB)
2020	Buccaneers, 25-23 (NY)
2021	Buccaneers, 30-10 (TB)

RS Pts.—Giants 460, Buccaneers 450

PS Pts.—Giants 24, Buccaneers 14

*NFC First-Round Playoff

*TENNESSEE VS. N.Y. GIANTS

RS: Series tied, 6-6

1973	Giants, 34-14 (NY)
1982	Giants, 17-14 (NY)
1985	Giants, 35-14 (H)
1991	Giants, 24-20 (NY)
1994	Giants, 13-10 (H)
1997	Oilers, 10-6 (T)
2000	Titans, 28-14 (T)
2002	Titans, 32-29 (NY) OT
2006	Titans, 24-21 (T)
2010	Titans, 29-10 (NY)
2014	Giants, 36-7 (T)
2018	Titans, 17-0 (NY)

RS Pts.—Giants 239, Titans 219

*Franchise in Houston prior to 1997; known as Oilers prior to 1999

*WASHINGTON VS. N.Y. GIANTS

RS: Giants lead series, 104-70-4

PS: Series tied, 1-1

1932	Braves, 14-6 (B)
	Tie, 0-0 (NY)
1933	Washington, 21-20 (B)
	Giants, 7-0 (NY)
1934	Giants, 16-13 (B)
	Giants, 3-0 (NY)
1935	Giants, 20-12 (B)
	Giants, 17-6 (NY)
1936	Giants, 7-0 (B)
	Washington, 14-0 (NY)
1937	Washington, 13-3 (W)
	Washington, 49-14 (NY)
1938	Giants, 10-7 (W)
	Giants, 36-0 (NY)
1939	Tie, 0-0 (W)
	Giants, 9-7 (NY)
1940	Washington, 21-7 (W)
	Giants, 21-7 (NY)
1941	Giants, 17-10 (W)
	Giants, 20-13 (NY)
1942	Giants, 14-7 (W)
	Washington, 14-7 (NY)
1943	Giants, 14-10 (NY)
	Giants, 31-7 (W)
	**Washington, 28-0 (NY)
1944	Giants, 16-13 (NY)
	Giants, 31-0 (W)
1945	Washington, 24-14 (NY)
	Washington, 17-0 (W)
1946	Washington, 24-14 (W)
	Giants, 31-0 (NY)
1947	Washington, 28-20 (W)
	Giants, 35-10 (NY)

1948 Washington, 41-10 (W)
Washington, 28-21 (NY)
1949 Giants, 45-35 (W)
Giants, 23-7 (NY)
1950 Giants, 21-17 (W)
Giants, 24-21 (NY)
1951 Giants, 35-14 (W)
Giants, 28-14 (NY)
1952 Giants, 14-10 (W)
Washington, 27-17 (NY)
1953 Washington, 13-9 (W)
Washington, 24-21 (NY)
1954 Giants, 51-21 (W)
Giants, 24-7 (NY)
1955 Giants, 35-7 (W)
Giants, 27-20 (NY)
1956 Washington, 33-7 (W)
Giants, 28-14 (NY)
1957 Giants, 24-20 (W)
Washington, 31-14 (NY)
1958 Giants, 21-14 (W)
Giants, 30-0 (NY)
1959 Giants, 45-14 (NY)
Giants, 24-10 (W)
1960 Tie, 24-24 (NY)
Giants, 17-3 (W)
1961 Giants, 24-21 (W)
Giants, 53-0 (NY)
1962 Giants, 49-34 (NY)
Giants, 42-24 (W)
1963 Giants, 24-14 (W)
Giants, 44-14 (NY)
1964 Giants, 13-10 (NY)
Washington, 36-21 (W)
1965 Washington, 23-7 (NY)
Giants, 27-10 (W)
1966 Giants, 13-10 (NY)
Washington, 72-41 (W)
1967 Washington, 38-34 (W)
1968 Giants, 48-21 (NY)
Giants, 13-10 (W)
1969 Washington, 20-14 (W)
1970 Giants, 35-33 (NY)
Giants, 35-33 (NY)
1971 Washington, 30-3 (NY)
Washington, 23-7 (W)
1972 Washington, 23-16 (NY)
Washington, 27-13 (W)
1973 Washington, 21-3 (New Haven)
Washington, 27-24 (W)
1974 Washington, 13-10 (New Haven)
Washington, 24-3 (W)
1975 Washington, 49-13 (W)
Washington, 21-13 (NY)
1976 Washington, 19-17 (W)
Giants, 12-9 (NY)
1977 Giants, 20-17 (NY)
Giants, 17-6 (W)
1978 Giants, 17-6 (NY)
Washington, 16-13 (W) OT
1979 Washington, 27-0 (W)
Giants, 14-6 (NY)
1980 Washington, 23-21 (NY)
Washington, 16-13 (W)
1981 Giants, 17-7 (W)
Washington, 30-27 (NY) OT
1982 Washington, 27-17 (NY)
Washington, 15-14 (W)
1983 Washington, 33-17 (NY)
Washington, 31-22 (W)
1984 Washington, 30-14 (W)
Giants, 37-13 (NY)
1985 Giants, 17-3 (NY)
Washington, 23-21 (W)
1986 Giants, 27-20 (NY)

Giants, 24-14 (W)
***Giants, 17-0 (NY)
1987 Washington, 38-12 (NY)
Washington, 23-19 (W)
1988 Giants, 27-20 (NY)
Giants, 24-23 (W)
1989 Giants, 27-24 (W)
Giants, 20-17 (NY)
1990 Giants, 24-20 (W)
Giants, 21-10 (NY)
1991 Washington, 17-13 (NY)
Washington, 34-17 (W)
1992 Giants, 24-7 (W)
Washington, 28-10 (NY)
1993 Giants, 41-7 (W)
Giants, 20-6 (NY)
1994 Giants, 31-23 (NY)
Giants, 21-19 (W)
1995 Giants, 24-15 (W)
Giants, 20-13 (NY)
1996 Washington, 31-10 (NY)
Washington, 31-21 (W)
1997 Tie, 7-7 (W) OT
Giants, 30-10 (NY)
1998 Giants, 31-24 (NY)
Washington, 21-14 (W)
1999 Washington, 50-21 (NY)
Washington, 23-13 (W)
2000 Washington, 16-6 (NY)
Giants, 9-7 (W)
2001 Giants, 23-9 (NY)
Washington, 35-21 (W)
2002 Giants, 19-17 (NY)
Giants, 27-21 (W)
2003 Giants, 24-21 (W) OT
Washington, 20-7 (NY)
2004 Giants, 20-14 (NY)
Washington, 31-7 (W)
2005 Giants, 36-0 (NY)
Washington, 35-20 (W)
2006 Giants, 19-3 (NY)
Giants, 34-28 (W)
2007 Giants, 24-17 (W)
Washington, 22-10 (NY)
2008 Giants, 16-7 (NY)
Giants, 23-7 (W)
2009 Giants, 23-17 (NY)
Giants, 45-12 (W)
2010 Giants, 31-7 (NY)
Giants, 17-14 (W)
2011 Washington, 28-14 (W)
Washington, 23-10 (NY)
2012 Giants, 27-23 (NY)
Washington, 17-16 (W)
2013 Giants, 24-17 (W)
Giants, 20-6 (NY)
2014 Giants, 45-14 (W)
Giants, 24-13 (NY)
2015 Giants, 32-21 (NY)
Washington, 20-14 (W)
2016 Washington, 27-19 (NY)
Giants, 19-10 (W)
2017 Washington, 20-10 (W)
Washington, 18-10 (NY)
2018 Washington, 20-13 (NY)
Giants, 40-16 (W)
2019 Giants, 24-3 (NY)
Giants, 41-35 (W)
2020 Giants, 20-19 (NY)
Giants, 23-20 (W)
2021 Washington, 30-29 (W)
Washington, 22-7 (NY)

RS Pts. — Giants 3,631, Washington 3,210
PS Pts. — Washington 28, Giants 17