





New York

# JETS™

 **1989  
MEDIA  
GUIDE**



*Jets 1989 Pro Bowl tight end Mickey Shuler (82), Pro Bowl safety and 1988 NFL Defensive Rookie of the Year Erik McMillan (22), and Pro Bowl wide receiver and 1988 team MVP Al Toon*



# INDEX

All-Stars, Jets, 1960-88	12
Assistant Coaches and Staff	8-11
Attendance, 1960-88	13
Depth Chart 1989 Training Camp	centerspread
Directory, Jets' Staff	7
Draft List, 1989	73
Gutman, Steve — President	4
Hess, Leon, Chairman of the Board	5
Hickey, Mike — Director of Player Personnel	7-11
History of the Jets	135-142
Honors, Jets in 1988	72
Hotel Headquarters 1989	centerspread
How The Jets are Being Built	83
Most Valuable Players, Jets, 1961-88	98
Player Biographies	
Veterans	17-72
1989 Draft Choices	73-82
Playoff History, Records	143-148
Pronunciation Guide	84
Records	
All-Time Records, Individual	110-114
The Last Time —	
Miscellaneous Scoring Plays and Game Performance	93
Opponent Individual Game Records and Longest Plays	115
All-Time Longest Plays	105
All-Time New York and Opponents' Records, Team	116-121
Quarterback Sacks	109
Results	
Game Summaries, 1988	85-92
NFL Standings and Postseason Results—1987	82
Regular Season Results, 1960-88	122-127
All-Time Won-Loss Record	134
Preseason Results	132-133
Regular Season Series Scores With All Opponents, 1960-88	128-131
All-Time Coaches' Won-Loss Record	157
Rosters	
Alphabetical	centerspread
Numerical	centerspread
All-Time, Players, 1960-88	149-151
All-Time, Coaches, 1960-88	157
All-Time Draft List	152-156
Royer, Jim — Pro Personnel Director	8
Schedules	
New York Jets, 1989	1
NFL Regular Season and Postseason, 1988	159-160
Stadium Information	1
Statistics	
Individual Statistics	100-101
Results and Attendance 1988	99
Offensive and Defensive Charts, 1988 Game-By-Game	94-95
Top Jets Performances, 1988	98
All-Time Career, Season and Game Leaders	102-104
Year-By-Year Leaders, 1960-88	106-109
Year-By-Year Team Statistics, 1960-88	96-97
Jets in OT	84
Where the Jets Ranked in AFC/NFL 1989	84
Walton, Joe—Head Coach	5-7

## JETS PHONE NUMBERS

Manhattan Office:	212-421-6600, 421-6611 (late)
Training Center:	516-538-6600, 538-6712 (late)
Frank Ramos Home:	212-831-8919
Ron Cohen Home:	516-921-3593
Manhattan FAX:	212-838-7991
<b>PRESEASON CAMP (most useful at night)</b>	
Public Relations Dorm Room:	516-560-5080
Netherlands Dorms - Messages:	516-560-6953
Training Center FAX:	516-481-7461



More publications available at:

[www.retroseasons.com/library/](http://www.retroseasons.com/library/)

# NEW YORK JETS 1989 SCHEDULE

## PRESEASON

DATE			OPPONENT	N.Y. TIME	TV CH.
Sat.	August	12	at Green Bay (Milwaukee, WI)	2:00	11
<b>Sun.</b>	<b>August</b>	<b>20</b>	<b>PHILADELPHIA</b> <b>(Raleigh, NC)</b>	<b>8:00</b>	<b>ESPN &amp; 7</b>
Sat.	August	26	at Giants	8:00	11
Fri.	September	1	at Kansas City	8:30	

## REGULAR SEASON

<b>Sun.</b>	<b>September</b>	<b>10</b>	<b>NEW ENGLAND</b>	<b>4:00</b>	<b>4</b>
Sun.	September	17	at Cleveland	1:00	4
Sun.	September	24	at Miami	4:00	4
<b>Sun.</b>	<b>October</b>	<b>1</b>	<b>INDIANAPOLIS</b>	<b>1:00</b>	<b>4</b>
<b>Sun.</b>	<b>October</b>	<b>9</b>	<b>LA RAIDERS</b>	<b>9:00</b>	<b>7</b>
Sun.	October	15	at New Orleans	4:00	4
Sun.	October	22	at Buffalo	1:00	4
<b>Sun.</b>	<b>October</b>	<b>29</b>	<b>SAN FRANCISCO</b>	<b>4:00</b>	<b>2</b>
Sun.	November	5	at New England	1:00	4
<b>Sun.</b>	<b>November</b>	<b>12</b>	<b>MIAMI</b>	<b>1:00</b>	<b>4</b>
Sun.	November	19	at Indianapolis	8:00	ESPN & 7
<b>Sun.</b>	<b>November</b>	<b>26</b>	<b>ATLANTA</b>	<b>1:00</b>	<b>2</b>
Sun.	December	3	at San Diego	4:00	4
<b>Sun.</b>	<b>December</b>	<b>10</b>	<b>PITTSBURGH</b>	<b>1:00</b>	<b>4</b>
Sun.	December	17	at LA Rams	4:00	4
<b>Sat.</b>	<b>December</b>	<b>23</b>	<b>BUFFALO</b>	<b>12:30</b>	<b>4</b>

---

## STADIUM INFORMATION GIANTS STADIUM IN THE MEADOWLANDS

Location:	East Rutherford, N.J.
Capacity:	76,891
Playing Surface:	AstroTurf
Press Box Phone:	201-935-8500, Ext. 422, 429

PRESS GATE located at Gate D. WILL CALL window next to Gate D. Press elevator entrance at plaza level between Gates C and D (50-yard line). Both press gate and will call open 3 hours before game.

# NEW YORK JETS

## ADMINISTRATIVE OFFICES:

598 Madison Avenue, New York, NY 10022

Telephone: 212-421-6600

## TRAINING CENTER OFFICES:

1000 Fulton Avenue, Hempstead, NY 11550

Telephone: 516-538-6600

## OWNERSHIP

Chairman of the Board ..... Leon Hess

## ADMINISTRATIVE STAFF

President ..... Steve Gutman  
Comptroller ..... Phil Thaw  
Assistant Comptroller ..... Michael Gerstle  
Director of Public Relations ..... Frank Ramos  
Assistant Director of Public Relations ..... Ron Cohen  
Public Relations Assistant ..... Eileen Walker  
Public Relations Assistant ..... Brooks Thomas  
Ticket Manager ..... Bob Parente  
Assistant Ticket Manager ..... Gerry Parravano  
Administrative Assistant ..... Kevin Coyle  
OFFICE STAFF: Maureen Dillon (Head Coach), Pat Ference (Account Clerk), Carol Anne Ficken (NY Reception), JoAnn Lucas (President), Linda Martin (Pro Personnel), Kathy Reade (Operations), Jeanne Durham Sikorski (Ticket Office), Maryjo Tobias (Complex Reception), Mary Grace Tranchina (Assistant Coaches).

## FOOTBALL STAFF

Head Coach ..... Joe Walton  
Defensive Coordinator ..... Ralph Hawkins  
Offensive Coordinator and Receivers ..... Rich Kotite  
Quarterbacks ..... Zeke Bratkowski  
Quality Control ..... Ray Callahan  
Defensive Line ..... Wallace Chambers  
Secondary ..... Mike Faulkner  
Running Backs ..... Bobby Hammond  
Offensive Line ..... Rod Humenuik  
Special Teams ..... Larry Pasquale  
Linebackers ..... Jim Vechiarella  
Pro Personnel Director ..... Jim Royer  
Director of Player Personnel ..... Mike Hickey  
Talent Scout ..... Joe Collins  
Talent Scout ..... Don Grammer  
Talent Scout ..... Sid Hall  
Talent Scout ..... Ron Nay  
Talent Scout ..... Marv Sunderland  
Talent Scout ..... Daryl Gross  
College Scouting Assistant ..... John Griffin  
Director of Operations ..... Mike Kensil  
Head Trainer ..... Bob Reese  
Assistant Trainer ..... Pepper Burruss  
Assistant Trainer ..... Joe Patten  
Conditioning Coordinator ..... Jim Williams  
Equipment Manager ..... Bill Hampton  
Assistant Equipment Manager ..... Mickey Rendine  
Assistant Equipment Manager ..... Bill Hampton, Jr.  
Video Director ..... Jim Pons  
Assistant Video Director ..... John Seiter  
Groundskeeper ..... Bob Hansen

## MEDICAL STAFF

Orthopedist ..... James A. Nicholas, M.D.  
Associate Orthopedist ..... Elliott Hershman, M.D.  
Internist ..... Elliot Pellman, M.D.  
Dentist ..... Michael Tucker, D.D.S.

## CLUB INFORMATION

Stadium ..... Giants Stadium (76,891), East Rutherford, NJ  
Playing Surface: AstroTurf  
Colors ..... Kelly Green & White  
Radio ..... WCBS (880)  
TV ..... Regular Season (WNBC-4, WABC-7, WCBS-2, ESPN)  
Preseason (WPIX-11)



## **LEON HESS, Chairman of the Board**

"It all starts at the top."

That's a common phrase when talking about the success of any professional operation, and it particularly holds true with the steps taken to bring about the resurgence of the New York Jets.

Chairman of the Board Leon Hess declared his desire to return the club to the forefront of the NFL when he announced in 1988 that he would be taking a more active role in the running of the club.

"We are very optimistic about where we are going from here," said Hess. "We will end up with a winning team. The fans want a championship, the fans deserve it. The organization wants it, the organization deserves it. Leon Hess, at my age, would sure love to see a winning team while I can still enjoy it."

Hess has shown patience and commitment towards building a solid foundation. He has stood behind the Jets' program and last year saw the team take the first steps towards his goal when the Jets posted a winning record of 8-7-1 with a squad that had 16 players with one year or less experience, including seven starters.

Hess has also fought long and hard to achieve first-class conditions for both the players and fans throughout the years.

After citing Shea Stadium as "the NFL's poorest facility for athletes and spectators alike," Hess announced plans to move to the Meadowlands prior to the 1984 season. As a result, during the last five seasons, thousands of additional Jets' fans have had the opportunity to watch NFL football in comfort and safety, in modern, clean surroundings, with proper facilities, adequate parking and good football sight-lines.

In addition, Hess has continued to provide the Jets' players and staff with outstanding facilities by building an ultra-modern locker-room at the Meadowlands and by improving the Weeb Ewbank training complex at Hofstra University with a new AstroTurf field, a new lockerroom and weightroom and additional offices.

In 1983, Hess was an honored recipient of the Distinguished American Award at the National Football Foundation and Hall of Fame Dinner. Past winners of that award have included Vince Lombardi, Bob Hope, Jimmy Stewart, Bill Carpenter and Fr. Theodore Hesburgh.

Hess, the sole owner, has been totally involved in the development of the club since acquiring part of the franchise in 1963. He is chairman of the board of the Amerada Hess Corporation.



## **STEVE GUTMAN, President**

Managing an NFL franchise is a challenging task. In his first season as club president, Steve Gutman met that challenge and now sees the team building upon the foundation it started last year.

In his role as president, Gutman exhibited strong leadership and played a key role in the Jets taking the first steps towards his goal of winning the AFC East when the team posted a winning record of 8-7-1 with a squad that had 16 players with one year or less experience, including seven starters.

"We'll go back to what we said we'd do last spring," said Gutman. "We'll grow five or six players in 1988, and if we do it again in '89 we'll have a football team that can compete for the division."

Gutman, who works closely with Leon Hess and fellow members of the club management committee Joe Walton, Mike Hickey and Jim Royer, agrees with the philosophy of building the club through the draft. Entering the 1989 training camp, the draft has provided 32 players including 20 starters, 6 of whom have been named to the Pro Bowl during their careers.

Gutman, who was named president on June 14, 1988, has been with the Jets since 1977. His first 11 seasons were spent serving as the corporate treasurer-secretary and administrative manager. In that role he supervised the daily operation of the club and served on the Board of Directors. He also directed all of the Jets fiscal operations including players contract negotiations, tickets and marketing. Gutman has added the responsibilities of the presidency while still directing all of the fiscal and daily operations of the club.

Gutman has been a respected figure around NFL circles. He served as the economic consultant to the NFL Management Council during the 1982 collective bargaining sessions with the NFLPA. He has been a member of the NFL coaches and front office pension plan committee.

Prior to joining the Jets in 1977, Gutman was executive director of the Westchester County Guidance Center in New Rochelle. He has had extensive experience as a financial consultant in areas of securities, research, sales, underwriting, investment banking and management.

Gutman received his BS in accounting and MBA in corporate finance from New York University. He was born Jan. 24, 1935 in the Bronx, New York. He and his wife, Carol, have three children, sons Fred 32, Rob 27 and daughter Elise 30. Gutman and his wife reside in Manhattan.



## JOE WALTON, Head Coach

Joe Walton, the only winning coach in Jets' history with a career record of 49-45-1, said at the start of the 1988 season that it would be a "refurbishing year." The refurbishing has begun and now the Jets want to build upon the foundation they started under Walton in 1988.

Faced with the biggest challenge of his career as head coach, Walton took a team that had 16 players with 1 or less years of experience, including 7 starters, and surprised most forecasters by recording a winning record at 8-7-1.

"I told the players that I thought we learned a lot," said Walton. "And I conveyed to them how much I enjoyed coaching them. If we take all of the things we learned and some of the progress we made, that's really the reward we had last year. And we did learn a lot and it should hold us in good stead for this year."

After the disappointing strike and injury riddled 1987 campaign, Walton did a total evaluation of the team and himself and boldly decided that change was in order.

"I think I've learned you're never too old to change or try to do things differently," said Walton. "I said last year I thought the team and myself made mistakes. It was up to us to try to correct them. You never stop learning."

"It's hard to change things, but everybody felt that it worked out better last year," said quarterback Ken O'Brien. "Joe was in total control and it showed in how the team played. He was positive all year and he helped create the attitude everybody has now."

"Joe has brought the team together and developed the character," said wide receiver Wesley Walker.

An aspect of the team that Walton strived to change was to make the Jets play a more physical brand of football than a finesse style and to change the crash at the end of the season that had come the last several seasons.

The team began the road to becoming physical in its two early upsets of Cleveland and Houston, and for the first time in the 1980s, the Jets won three of their last four games. No NFL team did better than the Jets 3-1 record in the final four games.

"Winning at the end was significant for this reason. A couple of things that we set out to do this year was to get some bigger people and some younger people and some better athletes. For whatever reason that we were healthier for the last four games, we were stronger on the offensive line and we were definitely younger. So just maybe that helped a little bit," said Walton.

"We still have a lot of teaching left to do. A lot of the young people who progressed last year will need a good offseason program and

## **WALTON** *(continued)*

will need the coaches to work with them again. We still have a long way to go and we've got to get better."

Walton has never hesitated to make moves in the past to improve the team and they have proved to be successful. This past offseason Walton moved quickly to retain a strong coaching staff and hired veteran NFL coaches Ralph Hawkins as defensive coordinator and Rod Humenuik as offensive line coach to replace Bud Carson, who became Cleveland's head coach, and Dan Radakovich. Last year Walton saw the opportunity to add former NFL great Wallace Chambers to tutor the defensive line and hired him from the college ranks. Prior to the 1985 season he made a bold move to get a more aggressive defense and looked for a coordinator who would install an attacking 3-4 defense and hired Carson. And it was Walton who realized that QB Ken O'Brien needed a personal tutor and brought in veteran QB coach Zeke Bratkowski for the job. And finally it was Walton who recognized the value and importance of special teams and gave Larry Pasquale the time and support necessary to make the Jets' unit one of the best in the NFL. Those decisions paid off as all those areas have shown improvement.

"Every coach has certain types of people he likes. Joe's type are hard workers and tough guys," said quarterback Pat Ryan. "We've got guys on this team whose skills aren't the greatest, but they find a way to win. Joe's strengths are organization and consistency."

Walton took over as head coach in February, 1983, after serving as the Jets' offensive coordinator the previous two seasons, where he played a major role in the club's successive appearances in the playoffs. With Walton calling the plays, the Jets' offense ranked third in the NFL in the 1982 regular season and produced 454.0 yards per game in playoff victories against Cincinnati and the Raiders.

Walton's value is recognized by not only the Jets, but others in the world of professional football.

"I remember Pat Summerall (Walton's teammate on the 1961-63 Giants) telling me that Joe Walton was the smartest player on the field," said CBS color commentator and former NFL coach John Madden. "He said that Joe knew what every player was doing on every play. You had to have him in the huddle."

"I always felt Joe had one of the most creative minds in football," said Hall of Fame QB Y.A. Tittle. "He was trying things way before others did. He was one of the first people to use men in motion. In 1970, he was way ahead of most of the passing theorists in the NFL, the way he dictated what a defense had to do."

"Joe was the best offensive coordinator there ever was," said former Giants player and head coach Alex Webster. "When he ran our offense, we didn't have the greatest personnel in the world, but with his help we had the top rated QB (Norm Snead), the top receiver (Bob Tucker) and the leading runner (Ron Johnson)."

Walton joined the Jets in 1981 after coaching with Washington from 1974 and serving as its offensive coordinator since 1978. He is credited with the development of Redskin QB Joe Theismann. Under Walton, he was the second rated passer in the NFL in 1979 behind Roger Staubach. Washington experienced only one losing season during his seven years there while compiling a 61-43 record.

"Joe Walton is a special kind of guy," said Theismann. "We became two bodies in one mind while he was here. I spent more time with Joe than I had with any one member of my own family. I consider the time I was with him an invaluable experience."

Walton was in charge of the receivers and passing game for the Giants from 1969-73. He tutored both Fran Tarkenton and Norm Snead during that era. Snead won the NFL passing championship and went to the Pro Bowl in Walton's last season with the Giants, 1973. Tarkenton went to the Pro Bowl under Walton in 1969 and 1970. Walton did some radio work before joining the Giants' staff as a scout from 1967-68.

Walton was Washington's second round draft choice in 1957 and played four seasons before being traded to the Giants in 1961. He

played tight end for the Giants, who won championships in all three seasons he played there. Walton caught 95 passes for 1,321 yards and 17 TDs during that time.

In his overall career he caught 178 passes for 2,623 yards and 26 TDs. Walton was called by Y.A. Tittle "the best third down receiver in the game, bar none", while Walton claims that "Tittle was probably the most influential man in my ideas about the passing game and total offensive picture".

Walton, despite standing only 5 feet 10 inches and weighing 185 pounds, played tight end and linebacker for three years at the University of Pittsburgh and won All-America ranking.

As a rookie with the Redskins in 1957, Walton was originally tried at left cornerback (Don Shula was the right cornerback) before being moved to his natural position, tight end.

His introduction to football came a lot earlier than that, though. Walton's father, Frank, was an All-America guard at Pittsburgh, played in the first College All-Star game in 1934 and went on to play for the Redskins when they were still the Boston Redskins. Walton's father, nicknamed "Tiger", served as a player/assistant coach when the team moved to Washington in 1944-45. In 1946, at the age of 11, Joe Walton started week-ending at Pittsburgh Steeler camps, where his father served as their offensive line coach.

The grandson of Italian immigrants, Walton's family came to this country with the surname Tataseo. "My grandfather, who came over when he was 17, changed our name," said Walton. "He was working on the railroad and I guess he wanted a name that was easier to pronounce. I heard he used Wilson first, but that was too common, and he kind of settled on Walton."

Although football is a very important part of Walton's life, he is a strong family man who enjoys spending time in his East Islip, NY home. Walton relaxes by working out and playing golf.

Walton was born Dec. 15, 1935 in Beaver Falls, PA. He and his wife Ginger, have three children: daughters Jodi 26, Stacy 24 and son Joseph Jr. (Tiger) 17, who is the starting QB at East Islip High.

---

## ADMINISTRATIVE STAFF

**MIKE**

**Hickey**

Director of Player Personnel  
13th Season



Responsible for coordination of the Jets' college scouts and preparation of the draft...39 players from the 11 drafts that he headed were on the active roster last year, including 18 starters, 5 of whom have been Pro Bowlers during their careers...had one of the finest drafts in club history in 1988 when 9 players contributed during that season...the 1988 crop was highlighted with NFL Defensive Rookie of the Year Erik McMillan along with other starters Dave Cadigan, James Hasty and Paul Frase...1987 picks included starters Roger Vick and Alex Gordon along with 3 others who made the team...1986 yielded starting LG Mike Haight...all-pro Al Toon, the NFL's 1988 leading receiver, and starters Troy Benson and Rich Miano came out of the 1985 class...1984 produced Jim Sweeney and Kyle Clifton...1983 delivered impact players such as Ken O'Brien, Johnny Hector, JoJo Townsell and Bobby Humphery...Reggie McElroy came out of the 1982 draft while 1981 delivered top NFL RB Freeman McNeil...Marty Lyons was added in 1979 and his first draft

## **HICKEY** (continued)

in 1978 produced Pro Bowl TE Mickey Shuler and Pat Ryan...was a personnel assistant for the Patriots under Bucko Kilroy for six years before coming to New York...father Red was head coach of the 49ers from 1959-63 and was a super-scout for Dallas for 17 years...played under 3 NFL head coaches: Dick Vermeil (high school in San Mateo, CA) plus Don Coryell and Rod Dowhower (at San Diego State)...attended the University of Texas on a track scholarship...transferred to San Diego State, where he was reserve TE before a knee injury ended his career...born Nov. 18, 1946, in Santa Monica, CA....wife Kathy, daughters Kim 18, and Kelly 14.



## **JIM Royer**

Pro Personnel Director  
15th Season

Has served as pro personnel director since 1978 after working as a talent scout for 5 years...is involved in contract negotiations with current players and the signing of free agents...coordinated the signing of the "Plan B" unrestricted free agents this past offseason which added 5 players to the Jets roster...works with Joe Walton in evaluating pro talent for the club's personnel needs...has helped the Jets come up with several free agent "finds", including 4 1988 starters; Jeff Criswell, Scott Mersereau, Kevin McArthur and Joe Prokop and other contributors like Ken Rose, Carl Howard, George Radachowsky and K.D. Dunn...from 1975-77 scouted exclusively for the Jets...worked for the Galaxy combine in 1974 and the Redskins in 1973...a 1957 graduate of Navy where he earned a degree in electrical engineering...has been active in football as a coach, scout or administrator since 1958 when he was head coach of the U.S. Marine team in Okinawa...spent the next 10 years in college ranks as an assistant coach at Navy (1959-60, 1964-65), Buffalo (1961), Tulane (1962-63) and Pittsburgh (1966-68)...served as defensive coordinator of Richmond in the Atlantic Coast League in 1969...was offensive line coach at New Orleans (1970-72)...born Sept. 15, 1932, in Baltimore, MD...wife Linda, son Brian 17, daughter Jamie 9.

---

## **ASSISTANT COACHES AND FOOTBALL STAFF**



## **RICH Kotite**

Offensive Coordinator  
Receivers  
7th Season

Has been successful in 4 campaigns as offensive coordinator...saw unit ranked 5th in 1988, 6th in 1987, 5th in 1986 and 3rd in 1985 in AFC...also coached the receivers and has been instrumental in the

development of NFL leading receiver Al Toon and Pro Bowl TE Mickey Shuler...served as passing game coordinator in 1984... joined the Jets staff in 1983 after serving as Cleveland's receiver coach from 1978-82 where he earned the reputation of being a fine teacher...while in Cleveland he aided in the development of all-pro TE Ozzie Newsome...began pro coaching career in 1977 at New Orleans...started coaching career in 1973 at Tennessee-Chat-tanooga under his former Giants' teammate Joe Morrison and stayed there until 1976...was scrappy TE and outstanding special teams player for the Giants from 1969-72 where he was coached by Joe Walton ... originally signed with Giants in 1967, was released and picked up by Pittsburgh in 1968...released by Steelers the next summer, and rejoined the Giants for the 1969 campaign...was a Little All-America end at Wagner College and holds virtually every pass-catching record in its book...prior to enrolling at Wagner, he attended Miami (FL), where he won the heavyweight boxing crown...was all-prep at Poly Prep High in hometown and birthplace of Brooklyn, NY...born Oct. 13, 1942...wife Elizabeth, daughter Alexandra 12.

## RALPH Hawkins

Defensive Coordinator  
1st Season



Named as defensive coordinator in February to replace Bud Carson who was chosen as the head coach of the Cleveland Browns...will begin his 21st season in professional football as an assistant coach...spent his last 8 seasons as secondary coach under Chuck Knox—1983-88 at Seattle and 1981-82 at Buffalo...prior to working under Knox he was defensive coordinator with the Giants from 1979-80 under Ray Perkins...broke into professional coaching with Buffalo in 1969 and remained there through the 1971 season before joining George Allen's staff at Washington from 1972-77 where he coached with Joe Walton...he coached one season at Baltimore (1978) before joining Knox at Buffalo...has been instrumental in helping 8 teams make the playoffs: Washington—1972-74 and 1976 (the 1972 Redskins won the NFC title and lost to Miami in the Super Bowl), Buffalo—1981, Seattle—1983-84 and 1987-88, the most recent appearance as AFC West Divisional champions...has coached 2 of the NFL's premier safeties in Hall of Famer Kenny Houston (Washington) and Seattle's All-Pro Kenny Easley...in 1988 the Seahawks tied for 2nd in the AFC and tied for 5th in the NFL in INTs with 22...they tied for 3rd in the AFC and tied for 5th in the NFL in fumbles recovered with 18 and tied for 2nd in the AFC with the Jets with 40 take-aways (led the NFL) with 38 INTs and 25 FRs...they set an NFL record with 7 INT returned for TDs including an NFL record of 4 in a single game vs. KC...lettered at Maryland as a quarterback, running and defensive back in 1954-56...broke into coaching at Bishop O'Connell HS in Arlington, VA (1958) and served as graduate assistant at Maryland (1959) for a season...in 1960 tried out with the NY Titans and in 1961 resumed his coaching career at SMU...he coached at Kentucky (1962-65), West Point (1966), Maryland (1967) and the University of Cincinnati (1968) before moving into pro ball...attended St. John's HS in Washington DC...besides coaching with Walton at Washington, Hawkins also coached with secondary coach Mike Faulkner at the Giants and twice with Ray Callahan at Kentucky and Cincinnati...born May 4, 1935 in Washington D.C....wife Carol Ann, daughters Kristin 19, Karianne 18.



**ZEKE**

## **Bratkowski**

Quarterbacks  
5th Season

Is credited with assisting Joe Walton develop Ken O'Brien into one of the NFL's top passers in his 4 seasons coaching the quarterbacks...O'Brien was NFL's top rated passer in 1985 and was 6th best in 1986, 1987 and 1988 under Bratkowski...under his guidance O'Brien has the lowest INT percentage of any active QB and led the NFL last year in that category...spends a great deal of time tutoring O'Brien and Pat Ryan during offseason...came to the Jets after serving as the Colts offensive coordinator and QB coach from 1982-84...prior to that he served as offensive backfield coach for Green Bay from 1975-81...began coaching career in 1969-70 as Green Bay's backfield coach...returned as an active player for Green Bay in 1971...went on to coach at Chicago from 1972-74 before returning to the Packers for his second stint in 1975...played 14 seasons at QB in the NFL with career stats of 762-1484 for 10,291 yards and 65 TDs...began career in 1953 as Chicago's number two draft choice...spent 1954 in the Air Force before returning to Chicago from 1957-60...played for the Rams from 1961-63 and then moved to Green Bay where he played from 1963-68 and 1971...was on Green Bay's 1965 NFL championship team and also the 1966-67 Super Bowl teams...had most memorable playing day in 1965 when he led Packers to sudden death win over Baltimore in playoffs after Bart Starr was injured early in game...was football standout at Georgia and led the nation in punting as a senior...still holds most of Georgia's passing records...born Oct. 20, 1931 in Danville, IL...wife Mary Elizabeth, sons Robert 32, Steve 29, daughter Kassie 27.



**RAY**

## **Callahan**

Quality Control  
7th Season

Begins 2nd season serving as the special assistant to the head coach in charge of quality control after spending his first 5 seasons with the team as defensive line coach...will be responsible for self-scouting and assisting with the running game...under him the defensive line had sack total of 49 in 1985, 2nd most in club history...the line registered 44 sacks in 1984 and 48 in 1983, the third most in club annals...served as offensive line coach in Houston from 1981-82...was in charge of Washington's offensive line from 1978-80, where he worked under Walton, who was offensive coordinator...was offensive line coach for Chicago from 1975-77...was offensive coordinator for the Florida Blazers of the WFL in 1974 after his 1st year of professional coaching with Baltimore in 1973...attended Kentucky where he played guard and linebacker from 1952-56...first coaching job was at Danville High, 1957-62, where in 1960 he was awarded the Kentucky State Coach of the Year...returned to alma mater, Kentucky, to serve as an assistant coach from 1963-67 before moving to Cincinnati in 1967 where he was head coach from 1969-72...born April 28, 1933 in Lebanon, KY...wife Lee, son Ken 31, daughters Karen 29, Terri 25, and Toni 24.

**WALLACE**

## **Chambers**

Defensive Line  
2nd Season



Enters 2nd season tutoring the defensive line...did fine job developing young talent such as Scott Mersereau and Paul Frase... in his 1st season Jets had 45 sacks, 2nd best in the AFC...joined Jets in 1988 after coaching in college and a great NFL playing career... most recently served as defensive line coach at Temple (1987), East Carolina (1985-86) and Northern Iowa (1983-84) where he also was strength coach ... worked for the city of Chicago Human Services Dept. in 1982 after finishing his Master's at Eastern Kentucky in 1981...had illustrious 7 year NFL career with Chicago (1973-77) and Tampa Bay (1978-79)...was 8th player picked in 1st round by Chicago in 1973...was AP 1973 Rookie of the Year, played in 3 Pro Bowls (1973, 75, 76) and was NFL Defensive Player of the Year (1975-76) as a DT...registered career high 14 sacks in 1975...was traded to Tampa Bay in 1978 for a 1st round pick...played DE for Bucs and helped lead them to NFC championship game in 1979 with 5½ sacks and 7 forced fumbles...finished NFL career after being troubled by severe injuries at the end...was all-America DE at Eastern Kentucky...hometown: Mt. Clemens, MI...born May 15, 1951...single, daughter Shewana 17, son Wallace II 1.

**MIKE**

## **Faulkner**

Secondary  
7th Season



Had extremely successful season in 1st year as secondary coach...faced a challenge of working with a secondary that contained 4 rookies and 4 new starters...was credited with the development of NFL Defensive Rookie of the Year Erik McMillan who led the AFC with 8 INT and starting rookie RCB James Hasty...under him team finished with AFC high 24 INT...had spent the previous 5 seasons on staff assisting in areas such as computer and tape breakdown and practice scheduling...also worked with the linebackers 1985-87...assisted offensive staff in first 2 years with Jets, 1983-84...came to the Jets after serving as personnel director for the Washington Federals in 1982...was QB and receiver coach for Montreal of the CFL in 1982...worked as offensive coordinator at Eastern Illinois in 1981... was special assistant to Ray Perkins at the Giants for the 1980 season...came to Giants from Toronto of the CFL where he was passing game coordinator under Forrest Gregg...prior to that he spent 5 years with Washington (1974-78) as personnel scout and assistant receivers coach under Walton... played 4 seasons as both a QB and DB at West Virginia Tech, 1967-70...entered coaching ranks right out of college at Marshall County Schools in West Virginia...made subsequent stops at Riverside Military Academy and Walton High before joining Redskins in 1974...born March 27, 1947 in Cameron, WV...wife Heather.



**BOBBY**  
**Hammond**

Running Backs  
7th Season

Tutored the Jet running backs successfully in his 6th season as a coach...aided in the continued development of Freeman McNeil, Johnny Hector and Roger Vick...under him the Jets were the only team in the NFL to place 3 RBs in the top 20 rushers in their conference...also works with the punt returners in training camp...accepted position on staff in February, 1983 while in the Washington Federals' training camp...played 5 seasons in the NFL, the first 3½ with the Giants, the last 1½ with Washington where he was coached by Walton...had worked as a salesman for Pony after being released by Redskins in 1981...highlight of Giants career came in 1977 when he was their MVP with 1,466 combined yards gained...had a team high 577 yards rushing and finished 2nd in NFL with a 10.4 punt return average...was released midseason in 1979 and picked up by Washington...was rejuvenated by Walton with Redskins in 1980 and he rushed for 265 yards on 45 carries and caught 24 passes for 203 yards...attended Morgan State where he was its all-time rushing leader, surpassing Leroy Kelly and Frenchy Fuqua...born Feb. 20, 1952 in Orangeburg, SC...All-City football standout for 3 years at Bayside High in his hometown of Bayside, NY...wife Deborah, sons Robert 10, Jon 9, daughter Alexandria 4.



**ROD**  
**Humenuik**

Offensive Line  
1st Season

Pronounced: HU-men-ick...joined Jets' staff in February...enters 15th year in NFL after spending the last 4 season as NE's ass't head coach, offensive coordinator and offensive line coach...has reputation as a coach who drastically cuts teams sacks-allowed...in 1988 the Pats had the 2nd lowest sack total in NFL, 23, behind behind Miami's NFL record 7 (NFL avg. this past year was 37)...NE's line also had a productive year on the ground with 132.5 per game (7th AFC, 9th NFL)...became the Pats offensive coordinator in 1986 and NE finished 2nd in the NFL in points scored (412) and 4th in passing offense (247.1 per game)...in his 1st year with NE in 1985 he cut its sack total from 66 to just 39...in 1985 his linemen opened the holes that enabled the Pats to finish 2nd in the AFC, 6th in NFL in rushing while going to the Super Bowl...during his 4 years with NE he coached Pro Bowlers John Hannah and Brian Holloway...joined the Pats after tutoring the KC offensive line and running game 1983-84...in 1984 the Chiefs allowed just 33 sacks in 593 passes thrown (1 in 18 att)...coached the offensive line at Cleveland from 1975-82 where the Browns had one of the finest lines in the NFL with Pro Bowlers Tom DeLeone, Doug Dieken and Joe DeLamielleure...in his 8 years with the Browns they had 6 1,000 yard rushers....before joining Browns he was offensive line coach at Toronto (CFL)...was head coach at Cal St.-Northridge 1971-72...spent 5 seasons as ass't. coach at USC under John McKay (1966-70) with the Trojans appearing in 4 Rose Bowls during that time...began coaching career in 1964 as ass't. coach at Fuller JC...was standout guard at USC from

1956-58...earned Masters in education at USC...played 3 seasons for Bud Grant at Winnipeg (CFL) 1960-62...attended Los Angeles High in his hometown of Los Angeles, CA...born June 17, 1938...wife Susie, daughters Kim 29, Kerry 27, Kelly 23 and son Mike 21.

**LARRY**

## **Pasquale**

Special Teams  
10th Season



Pronounced: pass-KWAHL-ee...veteran coach of 26 years at all levels...has been special teams coach the past 8 years after serving as receiver coach in 1980, his first season with the club...under him the Jets' special teams have been regarded as one of the best in the NFL since 1981...has turned the special teams into a big play unit that has scored 14 TDs in the last 8 years...has guided the punt return coverage team into the best unit in the NFL from 1986-88...in 1984 the KOR team led the NFL in avg. paced by league-leader Bobby Humphery...fake FGs and punts have had an 80% success in his schemes while opponents have not had a successful fake in that time...stresses field position on punts and Jets consistently rank among league leaders in punts inside the 20...was special teams coach for Detroit in 1979...both QB and DB at the University of Bridgeport, where he earned bachelor's and Master's degrees in physical education...was an aide at Greenwich High (1965) and head coach at Danbury High (1966) in Connecticut before beginning a 10-year tenure as a college assistant in 1967... has also coached at Boston University (1968), Navy (1969-70), Massachusetts (1971-75) and Idaho State (1976)... began pro career as receivers and special teams coach for Montreal (CFL) in 1977 when it won the Grey Cup, and in 1978 when it was Grey Cup runner-up...born April 21, 1941 in Brooklyn, NY...wife Joanne, daughters Lisa 22, Lauren 16, son Darrel 19.

**JIM**

## **Vechiarella**

Linebackers  
4th Season



Pronounced: vic-a-rel-ee...entering his 4th season tutoring the LBs after joining the staff in 1986...did an outstanding job in 1988 of guiding the Jets LB corps which was hit hard by a series of injuries throughout the year...tutored the KC linebackers and special teams from 1983-85...prior to that he spent two seasons with the Rams, first coaching the special teams in 1981 and then handling the defensive secondary in 1982...spent three seasons at Tulane (1978-80) and was defensive coordinator in 1980...was defensive coordinator at Southern Illinois (1976-77)...spent 1975 coaching the defensive line for Charlotte of the WFL...prior to that he spent 11 years at Youngstown State, most of that time as the defensive coordinator... was a four-year defensive standout at his alma mater, Youngstown State...entered the coaching ranks following a combined six years at two Ohio prep schools—Poland and Rayen...born Feb. 20, 1937 in his hometown of Youngstown, OH...wife Lucille, sons Jim 27, Bill 25, daughter Lisa 23.

### **JOE COLLINS, Talent Scout, 10th Season**

Joined the Jets in 1980 after one season with BLESTO...was a college assistant coach for 7 years before becoming a scout...began at Eastern Michigan in 1972...became offensive coordinator at Xavier in 1973 and held the same position at Central State-Ohio (1974-76) and North Carolina A&T (1977)...coached QBs and RBs at Western Illinois (1978)...set school interception records as SS at University of South Dakota (1965-68)...father Rip is visiting clubhouse-man at Tiger Stadium...born Sept. 14, 1947 in Detroit...wife Sue, sons Steve 25, Joe 23, Craig 21, daughter Shelly 14.

### **DON GRAMMER, Talent Scout, 13th Season**

Joined Jets' staff in 1977 after working for pro scouting combines CEPO and United Scouting since 1973...coached offensive line at the University of Minnesota (1961-71)...held similar position at his alma mater, Cincinnati, from 1958-60...coached in high school in Ohio from 1955-58 after serving in the U.S. Army for 2 years...was all-state standout at Fairview High School in Dayton, Ohio...lettered 3 years as offensive tackle at Cincinnati under Sid Gillman...selected All-Mid-American Conference twice...born July 11, 1930, in Dayton...wife Kathy, daughters Lori 32 and Patti 30.

### **DARYL GROSS, Talent Scout, 2nd Season**

Begins 2nd season on scouting staff...joined the Jets in 1988 after serving as a graduate assistant coach at Southern California in 1987 where he worked with the QBs and WRs...began coaching career at Cal-Davis 1982-85...worked with JV during first 3 years and then with varsity in final year...also played vital role in recruiting and scouting there...was WR for Cal-Davis from 1979-81 where he played with Jets' QB Ken O'Brien...earned master's degree in educational psychology at Southern California...born June 20, 1961 in Los Angeles, CA...single.

### **SID HALL, Talent Scout, 10th Season**

Joined the Jets in 1980...enjoyed his first position as a scout after serving in a coaching capacity for 27 years...was previously an assistant at San Diego State from 1976-79...began coaching tenure at Porterville (CA) JC in 1953 after an outstanding career at the University of the Pacific as a LB-C...was captain and All-Coast as a senior in 1950...worked under Don Coryell at San Diego State from 1964-68...moved up to the pro ranks under John Madden at Oakland for 2 playoff years (1969-70) and spent two more at Los Angeles under Tommy Prothro...rejoined Coryell at St. Louis (1973, playoffs 1974-75)...has master's degree from Pacific...born Jan. 31, 1926, in Maricopa, CA...wife Mary, daughter Kathy 26, sons Sid, Jr. 25 and Steve 21.

### **RON NAY, Talent Scout, 2nd Season**

Was added to the staff in 1988...has 16 years of NFL scouting experience...was previously San Diego's Director of Scouting in 1985-86...had served as a Charger scout 1978-84...was with the NFL Quadra scouting combine 1972-77...held coaching positions at UCLA (1971), Kansas (1970), Westminster College (1968-69) and assistant coaching positions at Utah (1967), Claremont-Mudd (1966) and Judge Memorial High (1962-65)...played baseball in St. Louis' minor league system (1958-60) after graduating high school...was in Dallas' camp as a punter (1962) after attending Westminster College...has master's from Louisiana Tech...born March 13, 1940...wife, Bonnie, daughter Lisa 25, sons Ty 24, Michael 20.

### **MARV SUNDERLAND, Talent Scout, 11th Season**

Joined Jets' staff in 1979...served as a personnel assistant for the Patriots under Bucko Kilroy since 1976...both Sunderland and Mike Hickey worked together as personnel aides before Hickey became the Jets' director of player personnel in 1977...served as an assistant coach at North Dakota State from 1970-75...North Dakota State won

five conference titles during Sunderland's tenure and finished undefeated in 1970...was a 3-time all-Conference FB at Northern Montana from 1964-66...earned a master's degree in physical education from North Dakota State...born June 22, 1944, in Chester, MT...wife Linda, daughter Shay Nicole 14, son Brock 9.

### **MIKE KENSIL, Director of Operations, 13th Season**

In charge of all stadium and training complex operations...coordinates training camp and all mini-camps...also serves as club's traveling secretary...has coordinated the recent construction of the Jets' complex...started with the Jets in 1976 as a summer intern before being hired as an administrative ass't. in 1977...promoted to traveling secretary in 1979 and was elevated to director of operations in 1987...earned degree at Biscayne College...born Oct. 28, 1955... wife Bobbi.

### **BOB REESE, Head Trainer, 13th Season**

Came to the Jets in 1977 after serving as an assistant trainer for 5 years with Buffalo...he and his assistants were honored as the 1985 NFL Training Staff of the Year in a vote of their NFL peers...serves as president for the Pro Football Athletic Trainers Society...is on NATA scholarship committee...worked with the training staff throughout his undergraduate years at Purdue, where he earned a degree in physical education in 1970...became youngest collegiate head trainer in the country when appointed at Boston College in 1970 at the age of 21...born Sept. 7, 1948, in Nashville, TN...wife Stephanie, son Robert III, 19 and daughter Rachel 14.

### **PEPPER BURRUSS, Assistant Trainer, 13th Season**

Joined the Jets in 1977 after completing B.S. degree in physical therapy at Northwestern...graduated from Purdue with honors in 1976, earning a degree in health and safety education...was a student trainer for the Boilermakers for 4 years...became a registered physical therapist in 1978...is partner in *Pro Sports Therapy* clinic in Rockville Centre, NY...leads Jets' chapel services...born April 15, 1954, in Beacon, NY...wife Nancy, son Shane 1.

### **JOE PATTEN, Assistant Trainer, 5th Season**

Was added to the Jets' training staff in 1985 after completing B.S. degree in biology at Boston College...had served as a student trainer for the football, basketball and baseball teams there...born June 25, 1963 in Ellsworth, ME...single.

### **JIM WILLIAMS, Conditioning Coordinator, 8th Season**

Is responsible for the coordination of the strength, flexibility and conditioning programs...joined the Jets in 1982 after a 3-year stretch as strength coach for the Giants...served as assistant strength coach for the Nebraska football team 1972-74...was strength coach at Arkansas (1974-77) and Wyoming (1977-79)...born March 29, 1948 in Kingston, PA.

### **BILL HAMPTON, Equipment Manager, 26th Season**

In charge of all Jets' equipment as well as running locker and equipment room operation year-round at Jets' training complex...started as a stickboy for the New York Rangers in 1945 and remained with the organization until 1964 when he joined the Jets...born June 1, 1929, in Astoria, NY...wife Dotty, daughter Beth Ann 32, sons Billy Jr. 29, Brian 27, Drew 26, Clay 21, and Derek 19.

### **MICKY RENDINE,**

#### **Assistant Equipment Manager, 15th Season**

Longtime figure in New York sports scene...joined Jets on full-time basis in 1975 after working seasonally since 1968...has worked for the Yankees during spring training for the past 26 years...was visiting clubhouse man at Yankee Stadium from 1950-74...has worked in Mickey Mantle & Whitey Ford fantasy baseball camp the past 3 years...born in the Bronx.

**BILLY HAMPTON, JR.,**  
**Assistant Equipment Manager, 6th Season**

Has assisted with the daily operation of the equipment room since being added to the staff in 1984...also assists with training camp operations and complex maintenance...son of Jets longtime equipment manager...born July 12, 1960 in West Islip, NY...single.

**JIM PONS, Video Director, 17th Season**

Videotapes all practices and games before processing and editing for coaches' study and game plans...is in charge of the video exchange and distribution with all other NFL clubs...joined Jets in 1973 and was named film director in 1975...owns several gold records from stint as bass guitarist with rock group *The Turtles* in the late 1960's...born March 14, 1943 in Santa Monica, CA...wife Pat.

**JOHN SEITER, Assistant Video Director, 5th Season**

Was added to the staff in 1985 to assist in the daily operations of the video department...had previously been in the music industry for over 20 years...started out in the 1960's as the drummer for *Spanky and Our Gang* before moving over to the *Turtles* where he joined Jim Pons and together they earned several gold records...was studio musician during the 1970's...born Aug. 17, 1944 in St. Louis, MO...wife Noela, son Gabe 18.



Joe Collins  
Scout



Don Grammer  
Scout



Darryl Gross  
Scout



Sid Hall  
Scout



Ron Nay  
Scout



Marv Sunderland  
Scout



John Griffin  
Scouting Ass't



Bob Reese  
Head Trainer



Pepper Burruss  
Ass't Trainer



Joe Patten  
Ass't Trainer



Jim Williams  
Conditioning Coordinator



Mike Kensil  
Dir. of Operations



Jim Pons  
Video Director



John Seiter  
Ass't Video Director



Bill Hampton, Sr  
Equipment Manager



Mickey Rendine  
Ass't. Equipment Mgr.



Bill Hampton, Jr  
Ass't Equipment Mgr.



Dr. James Nicholas  
Orthopedist



Dr. Elliott Hershman  
Associate Orthopedist



Dr. Elliot Pellman  
Internist

# JETS VETERANS

DAN

**Alexander**

**60**

G 6-4 274 6/17/55

Louisiana State

Draft 8a, 1977

13th Season



**PRO:** "Dan is one of the most underrated linemen in the NFL," said Walton. "He is still one of the top technical guards in the league. Dan played hurt last year and still contributed, particularly late in the season."...**1988:** played 14 games and started 13 at RG...was troubled by injuries last year and missed a game for the 1st time because of an injury...other than missing 3 games during the 1987 strike, he had played in every game of his 12-year career...his streak came to an end in week #10 at IND when calf injury sustained the prior week vs. PIT kept him sidelined...the injury, which plagued him all season, caused him to miss 3 starts and 2 full games...came back to play well in final 4 games...is 4th in club history with 176 games played behind only Randy Rasmussen (207), Pat Leahy (203), and Winston Hill (196)...**1987:** started 12 games, 6 at RT and 6 at RG...had an excellent season grading out highest among Jets' linemen...was asked to play RT at start of season after 10 straight seasons at RG...went back to RG at the end of the season when Reggie McElroy returned to the lineup...his consecutive game streak of 153 games, which was the longest among active Jets and 2nd longest in club history (Winston Hill, 195), came to an end with the strike in week #3...**1986:** started 16 games at RG...had an excellent season grading out highest among Jet linemen and was also selected by teammates as Jets winner of Ed Block Award annually given to most courageous player on each team and was voted 3rd in team MVP voting...**1977-85:** was hobbled by bruised leg throughout 1985, but proved durability by starting all 16 games...graded out the highest among Jets linemen in 1983...won starting job in 3rd game of rookie season, alternated later in year and took over spot permanently in 1978...made smooth transition to guard after playing DT at LSU.

**COLLEGE:** Started 2 years in LSU defensive line...had 10 QB sacks as senior...played in Japan and Hula bowls.

**PERSONAL:** Wife Sloane...has degree in law enforcement...nick-named "Cajun"...an avid hunter...twice all-city at Lamar High in his birthplace and hometown of Houston, TX.

**PRO CAREER STATS:** GP/S (177/168 total): 1977 (14/8), 1978, (16/16), 1979 (16/15), 1980 (16/16), 1981 (16/15), 1982 (9/9), 1983 (16/16), 1984 (16/16), 1985 (16/16), 1986 (16/16), 1987 (12/12), 1988 (14/13). Jet FR: 1 in 1978, 1 in 1982, 1 in 1987.

MARION

**Barber**

**31**

FB 6-3 228 12/6/59

Minnesota

Draft 2, 1981

8th Season



**PRO:** "One of my biggest disappointments was the exclusion of Marion to the Pro Bowl," said Walton. "He has been an outstanding special teams player for many years and has assumed a strong

**BARBER** (continued)

leadership role. Marion is very smart and is valuable as a backup RB and TE."...**1988**: played 16 games primarily on special teams where he served as a team captain...led the special teams with 41 coverage tackles and was leading tackler in 12 of the 16 games...had incredible total of career high 8 tackles vs. GIA...has made 126 special teams tackles since 1984...was used at times as the 3rd TE, usually in motion and started at TE vs. BUF in a double TE formation...**1987**: ...played 12 games on special teams where he tied for the team lead with 24 tackles...**1986**: played 15 games, primarily on special teams where he was 2nd on team with 29 coverage tackles...was also 11-27 rushing and 5-36 receiving...**1985**: played 9 games and started 1...suffered fractured ribs vs. SEA and was placed on IR Nov. 7...was 9-41 rushing and 3-46 receiving as the backup FB...despite missing 7 games, still tied for team lead with 16 special teams tackles...**1984**: played in 14 games and started 5 at FB...missed the final 2 games with a knee and ankle injury...was squad's 3rd leading rusher with 31-148-2 TDs and 10-79 receiving...was 3rd on team with 16 special teams tackles...**1983**: played in 14 games and started 4 when he tied for team lead with 22 special teams tackles...voted game ball vs. NE after 6-30 rushing, strong blocking and 3 special teams tackles...**1982**: played 6 games, primarily on special teams...**1981**: was on IR for season after suffering severe concussion in training camp...nicknamed by teammates "Sweet Prince"...30th player selected in 1981 draft, 3rd FB, 7th RB.

**COLLEGE**: Most productive running back in Minnesota history...set 4 school records including career rushing attempts (656), career yardage (3,087), career TDs (35) and rushing yardage in a season (1,210 in 1978)...career rushing totals: 656-3,087-4.7-35TDs...career receiving totals: 59-639-10.8-2TDs...3-time All-Big Ten (AP, UPI)...finest season was sophomore year when he led Big 10 in rushing with 257-1,210-8TDs.

**PERSONAL**: Wife Karen...sons Marion III, 6, Dominique 3...has degree in juvenile behavior...worked in juvenile center during the offseason as a counselor...all-city in football, basketball and track at Chadsey High in his hometown of Detroit, MI...birthplace: Ft. Lauderdale, FL.

### MARION BARBER STATISTICS

#### RUSHING

		GP/S	ATT	YDS	AVG	LG	TD
1982	JETS	6/0	8	24	3.0	9	0
1983	JETS	14/4	15	77	5.1	13	1
1984	JETS	14/5	31	148	4.8	18	2
1985	JETS	9/1	9	41	4.6	10	0
1986	JETS	15/0	11	27	2.5	8	0
1987	JETS	12/0	0	0	0.0	0	0
1988	JETS	16/1	0	0	0.0	0	0
<b>TOTALS</b>		<b>86/11</b>	<b>74</b>	<b>317</b>	<b>4.3</b>	<b>18</b>	<b>3</b>

#### RECEIVING

		RECEIPTS	YDS	AVG	LG	TD
1982	JETS	0	0	0.0	0	0
1983	JETS	7	48	6.9	12	1
1984	JETS	10	79	7.9	17	0
1985	JETS	3	46	15.3	22	0
1986	JETS	5	36	7.2	16	0
1987	JETS	0	00	0.0	0	0
1988	JETS	0	00	0.0	0	0
<b>TOTALS</b>		<b>25</b>	<b>209</b>	<b>8.4</b>	<b>22</b>	<b>1</b>

**ADDITIONAL CAREER STATS**: Opp. FR: 1983 (1). Jets FR: 2. Fumbles/Lost: 4/3 (1/1 in 1986). Special teams tackles—(166 career): 1982 (18), 1983 (22), 1984 (16), 1985 (16), 1986 (29), 1987 (24), 1988 (41).

#### CAREER HIGHS

**YARDS RUSHING** — 35 vs. KC, Oct. 21, 1984 (5-35-17-0)  
**RUSHING ATTEMPTS** — 6 at IND, Sept. 28, 1986 (6-10-5-0)  
**RECEPTIONS** — 4 vs. GIA, Dec. 2, 1984 (4-27-11-0)  
**SPECIAL TEAMS TACKLES** — 8 vs. GIA, Dec. 18, 1988

TROY

# Benson

# 54

LB 6-2 235 7/30/63

Pittsburgh

Draft 5a, 1985

4th Season



**PRO:** "A lot of credit goes to Troy for his hard work and determination to get better at his position," said Walton. "We have seen continuous progress in his performance and he provided good, solid, physical LB play in the middle."...**1988:** started 16 games at LILB and was team's 2nd leading tackler with total of 145 (98 solos) and 2 sacks...had best games when he topped team with 18 tackles vs. NE and at KC...was instrumental in holding Eric Dickerson to only 19-58 and 16-42 in the 2 IND games...was outstanding against the run...**1987:** started 11 games at LILB and finished tied for 2nd on team with 83 tackles (61 solos)...missed game at MIA to rest a neck injury...had outstanding preseason as squad's leading tackler for 2nd straight year and was named starter at LILB before season opener...led defense with 14 tackles vs. IND and 8 vs. CIN...**1986:** played 16 games and started 1 at RILB...finished with 25 tackles (19 solos)... played RILB vs. SEA and ATL for the injured Lance Mehl and responded with 4 and 6 tackles, respectively...**1985:** spent on IR after suffering an ankle injury in preseason...was drafted with pick acquired from TB for Scott Dierking.

**COLLEGE:** 1st team All-East and honorable mention All-America following senior year when he led team for 2nd straight year in tackles with 168 (84 solos) along with 3 INTs and 4 passes defended...was recruited to Pittsburgh by Jets' Jim Sweeney...was a backup and special teams player his 1st 2 years.

**PERSONAL:** Wife Jeryl...has degree in criminology...active with SADD on LI...brother Brad was Pro Bowl T for Giants...4-sport standout at Altoona High in his hometown and birthplace of Altoona, PA.

**PRO CAREER STATS:** GP/S (43/28 total); 1986 (16/1), 1987 (11/11), 1988 (16/16). Total tackles (253): 1986 (25), 1987 (83), 1988 (145). FF (4): 1986 (2), 1988 (2). FR: 1988 (1). Sacks: 1988 (2). Interceptions: 1988 (1).

GUY

# Bingham

# 64

C-G 6-3 260 2/25/58

Montana

Draft 10, 1980

10th Season



**PRO:** "Guy is one of the premier snappers in the NFL," said Walton. "He has the ability that makes the kickers better and is very valuable in other areas of special teams. Guy is an excellent team player who is smart and capable of backing up positions on our offensive line."...**1988:** played 10 games and started 1 at RG...sat out last 6 games with knee injury suffered in 1st quarter at IND when he was starting at RG for the injured Dan Alexander...played most of PIT game for Alexander and played C in 2nd half at MIA for injured Jim Sweeney...one of the best deep snappers in the NFL...also excellent cover man on punts who had 4 tackles...**1987:** played 12 games and started 11 at C...did not start in final game at GIA due to pinched nerve, but did serve as long-snapper...registered 4 tackles on punt coverage...**1986:** played 16 games and started 9 (7 at C, 2 at

**BINGHAM** (continued)

LG)...was also outstanding coverage man on punts with 7 tackles...took over in week #4 and started the next 7 games at C and graded out well...started at LG vs. Rams when Ted Banker was hurt...also started at LG in final game at CIN and in both playoff games...**1985**: played 16 games and started 2...started the opener at the Raiders at LT...**1984**: played 16 games on special teams and had 2nd best grade...**1983**: played 16 games and started the final 6 at LG and C...**1982**: played 7 games after coming back from a preseason knee injury. **1980-81**: played primarily on special teams.

**COLLEGE**: 4-year starter at Montana...was 2nd team All-Big Sky center in senior year...played guard as a freshman, center and guard as a sophomore, tackle as a junior (first team All-Big Sky)...was named Montana's top lineman in 1978 and 1979.

**PERSONAL**: Single...has degree in physical education...was all-state football and all-conference basketball at Aberdeen High in his hometown of Aberdeen, WA...father Irwin retired U.S. Army sergeant...birthplace: Koiaumi Gumma Ken, Japan.

**PRO CAREER STATS**: GP/S (125/32 total): 1980 (16/3), 1981 (16/0), 1982 (7/0), 1983 (16/6), 1984 (16/0), 1985 (16/2), 1986 (16/9), 1987 (12/11), 1988 (10/1). FF: 1 in 1985.

**JOHN****Booty****42**

CB-S 6-0 179 10/9/65  
TCU  
Draft 10, 1988 2nd Season

**PRO**: "John was another one of our pleasant surprises from the draft last year," said Walton. "He is a fine athlete with the ability to make the big play and the temperament for the position. John still needs to work hard and study to remain competitive," ...**1988**: played 16 games primarily on special teams and as the dime back...finished the season with 16 tackles, 3 INT, 3 passes defended and 7 special teams tackles...was used as the nickel back vs. PIT and earned game ball with a blocked punt, FR, 6 tackles and an INT with 2:01 left to ice the win...as dime back vs. HOU recorded 1st career INT in EZ...made squad after impressive preseason.

**COLLEGE**: 2-year letterman at TCU after transferring from Cisco JC (TX)...had 21 tackles, 5 passes defended and a blocked FG as senior...had 3 INT and 8 passes defended as an All-America at Cisco JC.

**PERSONAL**: Single...majored in speech communication...enjoys playing basketball and counseling kids...all-conference in football and track at Carthage High in his hometown of Carthage, TX...birthplace, Deberry, TX.

**PRO CAREER STATS**: GP/S: 1988 (16/0). Tackles: 1988 (16). Interceptions: 1988 (3-0). Passes defended: 1988 (3). FF: 1988 (1). Opp. FR: 1988 (2). Blocked punts: 1988 (1-PIT). Special Teams Tackles: 1988 (7).

**DAVE****Cadigan****66**

G-T 6-4 285 4/6/65  
Southern California  
Draft 1, 1988 2nd Season

**PRO**: "One of the negatives in 1988 was Dave's injury," said

Walton. "After a slow start we were starting to see his true potential. He has a long way to go, but his work habits and dedication excited the staff. If he continues his work there is no reason we shouldn't have an outstanding player. Dave has the athletic ability to play any position on the line and has great versatility for the future."...**1988:** played 5 games and started 4 at LT...missed the last 10 games after being placed on IR Oct. 17 after suffering a sprained foot in practice...had trouble in opening game at NE, but rebounded to play well vs. CLE and HOU...suffered sprained ankle late in HOU game and missed the next week...played only 2 plays vs. KC when McElroy cramped, but started the next game at CIN, before his injury...is the 2nd USC lineman taken by the Jets in 1st round (Marvin Powell-1977 was the other)...selecting him enabled the Jets to move Jim Sweeney to C...is the 1st Jet to wear #66 since Randy Rasmussen who played 1967-81...grew up idolizing John Hannah...was the Jets' highest 1st round selection since Freeman McNeil was picked 3rd in 1981...9th player picked in 1988 draft, 2nd T.

**COLLEGE:** Consensus All-America pick who followed the tradition of outstanding USC linemen to become the 16th 1st round choice from that school since 1968...was also Outland Trophy semi-finalist, team co-capt. and was honored with the Trojan tradition of wearing uniform #66 which is given to the team's best lineman (other #66s in USC history include Bruce Matthews, Anthony Munoz and Marvin Powell)...allowed only 1 QB sack as a 3-year starter.

**PERSONAL:** Single...has degree in communications...father, Patrick, was a DT for Boston College in the mid-1950s under Mike Holovak...worked for a real estate lawyer at Merrill Lynch during his summers at college...was all-conference offensive and defensive lineman at Newport Harbor High in his hometown of Newport, CA...was born in Needham, MA before moving to the west coast when he was 3.

**PRO CAREER STATS:** GP/S: 1988 (5/4). Jets FR: 1988 (1).

## KYLE

# Clifton

# 59

LB 6-4 236 8/23/62

TCU

Draft 3, 1984

6th Season



**PRO:** "We were pleased with how Kyle came back last year with his old determination," said Walton. "When he is determined and playing with emotion and enthusiasm, Kyle is very productive. He calls our defensive signals and keeps everybody pointed in the right direction in a system that isn't easy to handle."...**1988:** played 16 games and started 15 at RILB...led team in tackles for the 3rd time in career with 162 (115 solos)...was squad's leading tackler in 8 of the 16 games and registered 10 or more tackles in 10 games...also had 3 passes defensed and 2 FRs...had best games with 17 tackles vs. NE and 13 against GIA, NE, and BUF...was outstanding against the run and was instrumental in holding Eric Dickerson to only 19-58 and 16-42 in the 2 IND games...**1987:** ...played 12 games and started 8 (7 at RILB, 1 at LILB)...finished the season as the team's 8th leading tackler with 51 (37 solos)...was moved from LILB to RILB (injured Lance Mehl's spot) during the preseason...played 1st 7 games at RILB, then benched in favor of the returning Mehl, and moved to LILB at MIA to fill in for the injured Troy Benson...saw time in the final 3 games in running situations...**1986:** started 16 games at LILB and led team in tackles for the 2nd straight season with total of 174 (108 solos)...also led the LB corps with 5 passes defensed and 2 INTs...was the Jets' leading tackler in 7 games and his tackle totals were in double-figures in 11 games...was awarded game ball vs. DEN with a key goal line INT and 5 tackles...had key INT in final

**CLIFTON** (continued)

minute vs. BUF to insure 14-13 win...led team in playoff win over KC with 10 tackles and a fumble recovery...**1985**: started 16 games at LILB...led the Jets in tackles with 160 total (99 solos)...**1984**: played 16 games and started 9 at MLB as a rookie following Bob Crable's injury...finished as team's 2nd leading tackler with 113 (66 solos) in addition to 1 INT...was 64th player picked in the 1984 draft, 15th LB.

**COLLEGE**: Former QB who played OLB as sophomore and junior before switching to ILB as senior...was 2nd team ALL-SWC as senior when he topped SWC and set school record of 189 tackles (17.2 per game)...was TCU's MVP as a senior...played QB for JV as freshman and was 31-66-474-6 TDs.

**PERSONAL**: Wife Lorrie...has degree in business management...enjoys hunting and fishing...4-sport standout at Bridgeport High in his hometown of Bridgeport, TX...birthplace: Onley, TX.

**PRO CAREER STATS**: GP/S (76/64 total): 1984 (16/9), 1985 (16/16), 1986 (16/16), 1987 (12/8), 1988 (16/15). Total Tackles (660): 1984 (113), 1985 (160), 1986 (174), 1987 (51), 1988 (162). Interceptions (6): 1984 (1-0), 1985 (3-10), 1986 (2-8). FF (4): 1985 (2), 1986 (1), 1988 (1). Opp FR (5): 1985 (2), 1986 (1), 1988 (2).

**TIMMY****Cofield****50**

LB      6-2      242      5/18/63  
Elizabeth City State (NC)  
Free Agent, 1989      4th Season

**PRO**: "We are pleased to have added a player of Timmy's ability," said Walton. "He has the size and speed you look for in a LB, but more important, he has the experience of being a productive starter the past 3 years for KC."...**1989**: was signed as an unrestricted FA from KC by the Jets on March 9...**1988**: played 16 games and started 15 at ROLB...finished 4th on squad with 98 tackles, 2nd in sacks with 3½ and 2nd with 3 FF in addition to 5 special teams tackles...had one of his best games vs. Jets with 13 tackles, 1 sack and 1 FF...**1987** played 12 games and started 5...production dropped off as KC switched from 3-4 to 4-3 alignment...finished with 43 tackles and 1 FF...**1986**: started 15 games and was named as consensus all-rookie pick with 66 tackles and led all KC LBs with 5 sacks and the entire team with 4 FF...hard-hitter who knocked 3 QBs out of games (BUF Jim Kelly, Raiders Marc Wilson and SD Dan Fouts) in span of 4 weeks...was big-play performer on opening day when he sacked Boomer Esiason at midfield, forcing a fumble with 5 minutes left to set up winning FG...also added 15 tackles on special teams...made the team after being signed as a FA after the draft...runs the 40 in 4.5

**COLLEGE**: All-Central pick in his final 2 years at Elizabeth City State, a Div. II school with an enrollment of only 1,500...had 76 tackles, 6 sacks and 1 INT as senior...was heavily recruited by some major schools, but picked smaller school to be close to hometown

**PERSONAL**: Single...majored in criminal justice...won NFL's Strongest Man competition in 1988 after taking 1st place in 3 event and 2nd in the other 2 (the 2 runners-up in the competition were Jets' Scott Mersereau and Ken Rose)...played LB and RB at Murfreesboro High in his hometown and birthplace of Murfreesboro, NC.

**PRO CAREER STATS**: GP/S: (43/35): 1986 (KC-15/15), 1987 (KC-12/5), 1988 (KC-16/15). Total tackles (207): 1986 (66), 1987 (43), 1988 (98). FF (7): 1986 (4), 1987 (1), 1988 (2). FR (3): 1986 (1), 1987 (1), 1988 (1). Sacks (8½): 1986 (5), 1988 (3½). Special team tackles (39): 1986 (15), 1987 (19), 1988 (5).

**STEVE**

# Collier

**62**

T 6-7 380 4/19/63

Bethune-Cookman

Free Agent, 1989

2nd Season



**PRO:** Was signed as an unrestricted FA from GB by the Jets on March 7...has been asked to get weight down to 340 range...**1988:** spent most of the year on IR after suffering a knee injury in preseason...was activated for the final game but did not play...**1987:** played 10 and started 6 at RT for GB...originally signed as FA and started the 3 replacement games...showed the ability to remain with team after strike and went on to play in 7 of the last 9 games...started at RT in weeks #8-10 and played well...had best game vs. CHI shutting out Dan Hampton...**1986:** was in training camp of SD but released in preseason...**1985:** was in training camp at CLE but released in preseason...**MISC:** while in GB they had to petition Sandknit to make a special jersey to accommodate his 24-inch biceps...wears a size 58 jersey.

**COLLEGE:** Played DE at Bethune-Cookman...won Little All-America honors in senior year...was teammate of Jets' Terry Williams...transferred from Illinois where he blocked for Tony Eason.

**PERSONAL:** Single...daughter Chauntae 4...has worked as a fitness consultant at Chicago Health Club...played prep football and won all-state honors at Whitney High in his hometown and birthplace of Chicago, IL.

**JEFF**

# Criswell

**61**

T 6-7 284 3/7/64

Graceland (IA)

Free Agent, 1988

3rd Season



**PRO:** "Jeff has to be labeled as the biggest surprise for us in 1988," said Walton. "From the 1st day of camp he did nothing but improve. Jeff showed a great work ethic and willingness to learn. A good camp should help him to continue his progress."...**1988:** played 15 games and started 12 at LT...replaced the injured Dave Cadigan late in HOU game and started at DET and vs. KC before taking over for good the final 10 games when Cadigan went on IR...graded extremely well in 9 of those 10 games (had problems with Bruce Smith vs. BUF)...rebounded to have good game vs. Smith later in the season and also did excellent job down the stretch vs. Andre Tippett, Duane Bickett and Lawrence Taylor...impressed coaches in pre-season when he played LG and RT...alternated at LG with Mike Haight and at RT with Reggie McElroy in final 3 preseason games...originally signed as FA by the Jets in spring...**1987:** started 3 games at G for the IND replacement team and was waived after that...**1985:** was in Montreal's (CFL) camp for 2 weeks...it was only pro team to offer him tryout coming out of college...only Graceland product to be on NFL roster.

**COLLEGE:** 4-year letterman and 1st team NAIA All-America pick...began career as TE but switched to RT midway in freshman year...was picked to conference all-star team that toured Europe following junior year...never lifted a weight before entering college and started out weighing 218...other Graceland alumni include Bruce Jenner and Merle Harmon...it was only school to offer

**CRISWELL** (continued)

scholarship (Iowa, Iowa St. and No. Iowa offered him walk-on positions).

**PERSONAL:** Single...has degree in education...worked at fitness center...enjoys hunting pheasant and squirrel...attended Lynville Sully High in his hometown of Sully, IA, where he was an all-state QB at 6-7, 205 as senior...birthplace: Grinnell, IA.

**PRO CAREER STATS:** GP/S (18/15 total): 1987 (IND 3/3), 1988 (Jets 15/12).

**K.D.****Dunn****80**

TE 6-3 237 4/28/63  
Clemson  
Free Agent, 1988 5th Season

**PRO:** "K.D. developed into one of our big surprises after starting slowly," said Walton. "He came on late and was a productive performer. We feel he has potential, but he has to improve and it's in his hands."...**1988:** played 15 games and started 2 as an extra TE...was 6-67 receiving (all vs. BUF—career high figures for him) in addition to 9 special teams tackles...played a lot in double-TE vs. BUF...went from 7th on preseason depth chart to roster spot on opening day as IR list claimed 4 TEs...impressed staff with fine preseason as a veteran FA...**1987:** played in 3 replacement games for WAS...**1986:** played in 7 games for TB with reception totals of 3-83...**1985:** played 7 games for TB primarily on special teams totaling 4 coverage tackles...originally drafted by STL in 1985 5th round.

**COLLEGE:** 4-year letterman...was honorable mention All-America in 1984 with 22-219-2 TDs as senior...was 17-236-5 TDs as junior, the most by a Clemson TE since Bennie Cunningham.

**PERSONAL:** Single...majored in industrial education...full name is Keldrick...has worked with Big Brothers, March of Dimes and Special Olympics...graduated from Gordon High in his hometown of Decatur, GA...born in Fort Hood, TX.

**PRO CAREER STATS:** GP/S (32/2 total): 1985 (7/0-TB), 1986 (7/0-TB), 1987 (3/0-WAS), 1988 (15/2-Jets). Receptions (9-150-16.7-0): 1986 (3-83-27.7-38-0), 1988 (6-67-11.2-26-0). Special teams tackles: 1988 (9).

**NUU****Faaola****30**

RB 5-11 220 1/15/64  
Hawaii  
Draft 9, 1986 4th Season

**PRONOUNCED:** NEW-oo Fa-ah-O-la

**PRO:** "Nuu has shown great enthusiasm for playing the game and is a valuable asset to our special teams," said Walton. "He's a hard worker who needs to continue to improve his skills as a RB."...**1988:** played 16 games primarily on special teams where he was 2nd on squad with 30 coverage tackles...had best games with 5 tackles at MIA and 4 at KC...serves as up-back on punt team and had only carry when he ran for 13 yards on a fake punt for a 1st down vs. PIT...**1987:** played 12 games on special teams and in spot duty at FB...was 6th on team with 13 special teams tackles, including 4 at MIA...ran a fake punt for 18 yards vs. PHI...was teamed in short yardage situations with Johnny Hector and finished the year with

14-43-2 TDs rushing and 1-16 receiving in addition to excellent blocking...scored both TDs on goal-line plays vs. NE...**1986:** played the final 12 games, primarily on special teams...was originally released on final cut Sept. 1 and then re-signed Sept. 30 following injuries to Jets' RBs...was 4th on team with 13 special teams tackles in addition to 3-5 rushing in late game duty at NE and SEA.

**COLLEGE:** 4-year letterman who was 203-1064-10 TDs rushing and 16-179 receiving in senior year...had 5 100-yard games in senior year including 138 yards vs. San Diego St. and 112 vs. BYU...was leading rusher in the 1986 Hula Bowl.

**PERSONAL:** Single...has degree in sociology...returned to school during offseason...also worked for State Senator Jimmy Wong at the Capital for the 3rd straight offseason...did volunteer work for local Boys Clubs...set record at Farrington High in Kalihi, HI with 296 yards rushing in a single game...hometown and birthplace: Honolulu, HI...legal first name is Sinatausiliniu (pronounced: SEENA-tau-sili-E-NEW-oo).

**PRO CAREER STATS:** GP/S (40/0 total): 1986 (12/0), 1987 (12/0), 1988 (16/0). Rushing (18-61-3.4-2): 1986 (3-5-0), 1987 (14-43-2 TDs), 1988 (1-13-0). Special teams tackles (56): 1986 (13), 1987 (13), 1988 (30). Opp. FR: 1987 (1).

## PAUL

# Frase

# 91

DE 6-5 260 5/5/65

Syracuse

Draft 6, 1988

2nd Season



**PRO:** "Paul fits into the category of pleasant surprises last year," said Walton. "He continued to get better and reminds us of a young Marty Lyons. A lot depends on Paul now. He still needs a lot more training and hard work." **1988:** played 16 games and started 7 at LE...recorded 31 tackles and 1 sack...was used mainly on special teams the first 7 games before getting the starting nod following Mark Gastineau's departure in week #8 at MIA...emerged as the starting LE in the final 6 games...had best game vs. IND with 6 tackles and 1st career sack...his strong suit was against the run.

**COLLEGE:** Honorable mention All-America as senior on team that went 11-0...impressed scouts with 2 sacks vs. Gerald Perry in Senior Bowl and 1 sack vs. Randall McDaniel in Japan Bowl.

**PERSONAL:** Single...majored in psychology...lived and worked out with teammate Jeff Criswell in California during offseason...also spent time duck hunting with Marty Lyons in Alabama...did volunteer work for Boys Club and Heart Foundation in Syracuse...father, James, is a minister...all-state defensive lineman at Spaulding High in his hometown of Barrington, NH...birthplace: Elmira, NY.

**PRO CAREER STATS:** G/S: 1988 (16/7). Tackles: 1988 (31). Sacks: 1988 (1). FF: 1988 (1).

## ALEX

# Gordon

# 55

LB 6-5 246 9/14/64

Cincinnati

Draft 2, 1987

3rd Season



**PRO:** "Alex has made tremendous progress, but unfortunately injuries have slowed him down and kept him from making the advances he's capable of," said Walton. "He is developing strong

## GORDON (continued)

leadership qualities and his pass rushing abilities have not been tapped yet."...**1988:** played 13 games and started 12 at LOLB...also played as a DE in passing situations...was team's 5th leading tackler with 87 plus 3 sacks and a team high 21 pressures...missed 3 games (weeks #7-9) with a thigh bruise which hindered him later in season...had best game vs. KC with 14 tackles and 1 sack...was also leading tackler at BUF (13 tackles) and vs. MIA (8 tackles)...was one of the 2 captains on defense...**1987:** started 12 at LOLB as rookie...was named to the All-NFL Rookie team by PFWA, *Pro Football Weekly*, and *College & Pro Football Weekly*...led the team and had the 2nd most QB sacks by a rookie (2nd to Cornelius Bennett) with 5...was also 6th on team with 61 tackles (41 solos), 2 passes defended and a team high 2 FF...was named starting LOLB early in training camp and showed great blitzing ability...responded in 1st career start at BUF with 5 tackles and 1 sack...was outstanding in 2nd game vs. NE with 2 sacks and 7 tackles...was one of 2 rookie starters (Roger Vick was other)...development was slowed by strike, but came on strong as the season progressed...42nd player picked in the 1987 draft, 6th LB...was chosen with pick obtained from L.A. Raiders (#42) for Jets' 2nd round pick (#48) and 4th round choice.

**COLLEGE:** Was one of 16 players in the nation nominated for the Butkus Award for outstanding LB as senior...also earned All-America honors leading team with 109 tackles, 10 sacks as senior after gaining 15 pounds from junior year...had the opportunity to play either basketball or football in college, but chose the latter.

**PERSONAL:** Single...earned degree in criminal justice during off-season...founded "Alex Gordon Scholarship" at alma mater to help 5th year seniors financially complete their education...gave anti-drug speeches to youngsters at Jacksonville Urban League...was league MVP in both football and basketball at Englewood High in his hometown and birthplace of Jacksonville, FL.

**PRO CAREER STATS:** GP/S (25/24 total): 1987 (12/12), 1988 (13/12). Total tackles (148): 1987 (61), 1988 (87). Sacks (8): 1987 (5), 1988 (3). FF: 1987 (2). Opp FR: 1988 (1).



MIKE

**Haight**

**79**

G-T 6-4 281 10/6/62

Iowa

Draft 1, 1986

4th Season

### PRONOUNCED: HATE

**PRO:** "We felt good about Mike's progress and the credit for his improvement must go to him for his hard work and dedication," said Walton "He realizes that playing OL in the NFL takes study, work and training. If he continues that he will improve even more."...**1988:** played 14 games and started 9 (8 at LG, 1 at RG)...emerged as the starting LG in 7 of the last 9 games and played well...played RG for injured Dan Alexander at BUF and did good job there...was starting LG in opening game at NE, but had rough time like rest of line and Walton made tough decision to insert Ted Banker at LG between Jim Sweeney and Dave Cadigan to add experience...came in to play LG in week #8 at MIA and continued to play well...improvement was also credited to increased size and strength in offseason...**1987:** played 6 games and started the final game vs. GIA at LG...made a big improvement over rookie season...got first playing opportunity at LG at NE and did well, but suffered leg and ankle injury...took over the next week at LG when Bingham was hurt and remained there for the finale...was also used as a backup T...**1986:** saw action in 2 games...played LG late in games at SEA and ATL...was active for 10 other games but did not play...development was hurt when he

suffered hyperextended knee in scrimmage vs. WAS...missed the preseason and was placed on IR Sept. 1 before being activated on Oct. 3...was 22nd player picked in 1986 draft, 6th OL.

**COLLEGE:** 2-year letterman at Iowa who was selected as the Big 10's Offensive Lineman of the Year following outstanding senior campaign...was honorable mention All-America and 1st team All-Big 10 by AP and UPI...was Iowa's starting RT in final 2 years and also played some G...spent 1st 2 years at Iowa as a 220 pound TE...after red-shirting in 1982, he increased weight to 275 while serving as a reserve in 1983.

**PERSONAL:** Wife Polly...majored in art...worked for IBM in sales during offseason...brother Dave was Iowa's All-America NT...was all-state football and basketball player at Beckman High in his hometown of Dyersville, IA ...birthplace: Manchester, IA.

**PRO CAREER STATS:** GP/S (22/10 total): 1986 (2/0), 1987 (6/1), 1988 (14/9).

## MICHAEL

# Harper

# 84

WR-KR 5-10 180

5/11/61

Southern California

Free Agent, 1986

4th Season



**PRO:** "Michael has continued to improve in the last couple of years in our system," said Walton. "He also served in a valuable role on special teams and has the speed to be an excellent cover man."...**1988:** played 10 games primarily on special teams...was activated from IR Oct. 15 after missing the opening 6 games with a knee injury suffered in final preseason game...had 7-16.3 avg. on KOR in addition to 8 special teams tackles...had best game at MIA with 2-57 on KOR and 2 coverage tackles...**1987:** played 3 games and started 2 at WR during the replacement games...had been released on the last cut and then re-signed on Sept. 23...finished as team's 6th leading receiver with 18-225-1 TD in addition to 4-93-1 TD PR and 4-75 KOR...had excellent game vs. DAL with 6-89 receiving and a 78-yard PR for a TD, the 4th longest return in club history...set career highs vs. MIA with 7-80-1 TD receiving...was still troubled with the knee injury following the MIA game and was placed on IR for the remainder of the season...**1986:** played 16 games on special teams after being signed as a free agent in the offseason...returned 7 kickoffs for 10.1 avg...made team with special teams play in 1986 preseason with 97-yard KOR for a TD vs. CIN...**1984-85:** originally 11th round pick of L.A. Rams in 1984 draft who was released in preseason...then signed with Calgary of the CFL for 4 games and was 12-220-1 TD receiving and 13-20.5 avg. returning kicks...was released by Calgary in 1985 and resigned with the Rams where he made opening day roster...was waived on Sept. 3 that year when L.A. acquired Bobby Ducksworth from SD by trade.

**COLLEGE:** 4-year letterman and 2-year starter at RB...was 151-685-6 TDs in senior year highlighted by 120 yard effort vs. UCLA...backed up Marcus Allen as sophomore...when Allen was felled by eye injury he filled in and received "Player of the Game" honors in win over previously unbeaten Notre Dame.

**PERSONAL:** Wife Cheryl...has degree in business...studied real estate in offseason...lettered in football and track at Hickman Hills High in his birthplace and hometown of Kansas City, MO.

**PRO CAREER STATS:** GP/S (29/2 total): 1986 (16/0), 1987 (3/2), 1988 (10/0). Receiving: 1987 (18-225-1 TD). Kickoff returns (18-260-14.4-0): 1986 (7-75-22), 1987 (4-75-22), 1988 (7-114-32). Punt returns 1987 (4-93-78t-1), Jet FR: 1986 (1), Opp. FR: 1986 (2).



**JAMES**  
**Hasty**

**40**

CB 6-0 197 5/23/65  
Washington State  
Draft 3b, 1988 2nd Season

**PRO:** "Jim made tremendous progress in his rookie year and showed great resiliency and temperament to play the position," said Walton. "He has a lot to learn and a long way to go, but he has good work habits and the desire to succeed. Jim has a good chance to be an outstanding CB in the NFL," ...**1988:** took over as the starting RCB in training camp and started 15 games there (missed week #9 vs. PIT with sore hamstring)... tied for the team lead with 22 passes defended, was 2nd on squad with 5 INT in addition to 58 tackles, 1 sack and a team high 3 FR...was named to All-Rookie teams by UPI and *Pro Football Weekly*...set tone for aggressive secondary early in season with spirited playing style...recorded 1st career INT at CLE when he picked off a pass in EZ in final seconds...rebounded from difficult game at KC to earn game ball vs. IND with 2 INT, 5 passes defended and 3 tackles...74th player picked in the 1988 draft, 13th DB...was chosen with pick obtained from Raiders (#74) for Jets 4th (#90) and 5b (#111) round picks.

**COLLEGE:** 2-year starting DB after transferring from Central Washington where he played WR...as senior tied for team lead with 4 INT and led with 9 passes defended playing CB...was used at S and on special teams as junior and also had a 19.6 avg. on 16 KORs...was 10-143-1 TD as a WR as sophomore.

**PERSONAL:** Single...son James Ray 2...has degree in communications...returned to school to begin work on his masters during offseason...worked for the Seattle Parks Dept. during college...football and track standout at Franklin High in his hometown and birthplace of Seattle, WA.

**PRO CAREER STATS:** GP/S: 1988 (15/15). Tackles: 1988 (58). Interceptions: 1988 (5-20). Passes defended: 1988 (22). Opp FR: 1988 (3). Sacks: 1988 (1).



**JOHNNY**  
**Hector**

**34**

RB 5-11 202 11/26/60  
Texas A&M  
Draft 2, 1983 7th Season

**PRO:** "The role that Johnny shared with Freeman not only showed the character he possesses, but also shows that he should rank up there with the other great NFL RBs," said Walton. "A good solid offseason should keep him at the top of his game." ...**1988:** played 16 games and started 1...was teams' 2nd leading rusher with 137-561-4.1 avg.-10-TD...The 10 TDs were the 2nd highest in career and 4th best in AFC...his yardage was 16th in AFC as Jets were only team to have 3 RBs in AFC top 20...has scored 35 TDs over last 4 seasons...was also 26-237 receiving...shared playing time with McNeil and Vick...was used with McNeil in passing situations and with Vick on short yardage plays...had best game in 1988 with 13-82 rushing vs. NE...**1987:** played 11 games and started 6...had excellent season with 111-435-11 TDs rushing (2nd best on team) and was 3rd on squad with 32-249 receiving...his 11 rushing TDs was best in the AFC, tied Rams' Charles White for NFL high and tied Emerson Boozer's seasonal club mark for the Jets...was teamed with McNeil

in the same backfield early in the season, replaced him in the lineup vs. SEA, and then took over as the starter in the final 3 games when McNeil was injured...missed KC game in week #9 after suffering sprained ankle but returned the next week...**1986**: played in 13 games and started 6...had best season of career with 164-605-8 TDs rushing (2nd on team, 13th in AFC) and 33-302 receiving...the 8 rushing TDs tied for 4th in AFC...took over as starting RB following McNeil's injury and was 22-82-2 TD vs. MIA in week #3...2 games later vs. BUF had 1st Jets "double" in history with 100 rushing and receiving (18-117 rushing, 9-100 receiving)...entered Jets record book for 2nd straight week in game #6 at NE with record 40 carries for career high 143 yards while tying team mark of 3 rushing TDs and earning game ball...the 40 rushing attempts were an NFL high in 1986...when McNeil returned from IR, he was used on passing downs with him in same backfield...his season ended in week #14 at SF when he suffered a torn hamstring early in game...**1985**: played 14 games and started 6 at RB ...was team's 2nd leading rusher with 145-572-6 TDs and contributed to passing game with 17-164 receiving... started for the injured McNeil at DET and had 1st 100-yard game of career with 23-114...also used as kickoff returner and was 11-274-24.9 avg ...**1984**: played 13 games and started 2...finished 2nd on team in rushing with 124-531-1 TD...**1983**: played 10 games and started 1...knee and ankle injuries limited his playing time during 2nd half of rookie season...has great vaulting ability...was 51st player selected in the 1983 draft, 6th RB.

**COLLEGE**: Among Texas A&M's all-time leading ground gainers with 550-2,587-4.7-20 TDs...also finished career with 67-516 receiving...was 140-554-5 TDs rushing and was 3rd in SWC with 29-218 receiving in senior year despite missing 2 games with shoulder injury...led Aggie rushers in sophomore year and was tied for 3rd in the SWC with Eric Dickerson...played freshman year in shadow of Curtis Dickey...superb track star who set Texas A&M record in the long jump with a 26-4 leap...placed 2nd to Carl Lewis in the long jump during the SWC meet in 1982.

**PERSONAL**: Single...majored in industrial education...participated in Say No To Drugs programs in schools during offseason...track star at New Iberia High in his hometown of New Iberia, LA...won the state championship 3 straight years in the long jump...birthplace: Lafayette, LA.

### JOHNNY HECTOR'S STATISTICS RUSHING

		GP/S	ATT	YDS	AVG	LG	TD
1983	JETS	10/1	16	85	5.3	42	0
1984	JETS	13/2	124	531	4.3	64	1
1985	JETS	14/6	145	572	3.9	22	6
1986	JETS	13/6	164	605	3.7	41	8
1987	JETS	11/6	111	435	3.9	20t	11
1988	JETS	16/1	137	561	4.1	19	10
<b>TOTALS</b>		<b>77/22</b>	<b>697</b>	<b>2789</b>	<b>4.0</b>	<b>64</b>	<b>36</b>

### POSTSEASON RUSHING

1985	JETS	1/0	4	13	3.3	7	0
------	------	-----	---	----	-----	---	---

### RECEIVING

		NO	YDS	AVG	LG	TD
1983	JETS	5	61	12.2	22t	1
1984	JETS	20	182	9.1	26	0
1985	JETS	17	164	9.6	28	0
1986	JETS	33	302	9.2	23	0
1987	JETS	32	249	7.8	27	0
1988	JETS	26	237	9.1	30	0
<b>TOTALS</b>		<b>133</b>	<b>1195</b>	<b>9.0</b>	<b>30</b>	<b>1</b>

### POSTSEASON RECEIVING

1985	JETS	1	11	11.0	11	0
------	------	---	----	------	----	---

**ADDITIONAL CAREER STATS**: Fumbles/Lost: 11/7 (3/2 in 1988).

## CAREER HIGHS

RUSHING ATTEMPTS — 40\* at New England, Oct. 12, 1986 (40-143-16-3)

YARDS RUSHING — 143 at New England, Oct. 12, 1986 (40-143-16-3)

RECEPTIONS — 9 vs. Buffalo, Oct. 5, 1986 (9-100-19-0)

YARDS RECEIVING — 100 vs. Buffalo, Oct. 5, 1986 (9-100-19-0)

\*Jets Record

	1987 RUSHING				1987 RECEIVING			
	ATT	YDS	LG	TD	NO	YDS	LG	TD
Sept. 13 at Buffalo	4	9	3	2	4	51	27	0
Sept. 21 New England	17	75	11	2	3	29	21	0
Oct. 25 at Washington	8	22	16	0	2	11	11	0
Nov. 1 Indianapolis	5	37	20	2	2	18	12	0
Nov. 9 Seattle	20	63	12	1	3	25	10	0
Nov. 15 at Kansas City	INACTIVE — ANKLE AND HAMSTRING							
Nov. 22 Buffalo	1	1	1	0	1	8	8	0
Nov. 29 Cincinnati	3	12	6	1	1	7	7	0
Dec. 7 at Miami	7	28	14	1	3	21	12	0
Dec. 13 at New England	22	104	15	1	2	5	3	0
Dec. 20 Philadelphia	8	38	16	0	5	40	15	0
Dec. 27 at Giants	16	46	14	1	6	34	10	0
<b>TOTALS</b>	<b>111</b>	<b>435</b>	<b>20</b>	<b>11</b>	<b>32</b>	<b>249</b>	<b>27</b>	<b>0</b>

	1988 RUSHING				1988 RECEIVING			
	ATT	YDS	LG	TD	NO	YDS	LG	TD
Sept. 4 at New England	2	12	12	0	2	9	7	0
Sept. 11 at Cleveland	15	56	17	0	2	11	6	0
Sept. 18 Houston	12	51	12	0	2	31	24	0
Sept. 25 at Detroit	2	3	2	0	2	19	13	0
Oct. 2 Kansas City	8	23	6	2	2	18	11	0
Oct. 9 at Cincinnati	5	21	11	0	2	11	6	0
Oct. 17 Buffalo	4	11	6	1	1	11	11	0
Oct. 23 at Miami	6	23	12	1	2	24	13	0
Oct. 30 Pittsburgh	4	-1	6	1	2	6	9	0
Nov. 6 at Indianapolis	7	13	5	2	2	18	9	0
Nov. 13 New England	13	82	19	0	0	0	0	0
Nov. 20 at Buffalo	12	59	12	0	0	0	0	0
Nov. 27 Miami	13	68	18	0	3	43	30	0
Dec. 4 at Kansas City	16	69	16	2	3	23	17	0
Dec. 10 Indianapolis	11	36	9	1	1	13	13	0
Dec. 18 Giants	7	35	10	0	0	0	0	0
<b>TOTALS</b>	<b>137</b>	<b>561</b>	<b>19</b>	<b>10</b>	<b>26</b>	<b>237</b>	<b>30</b>	<b>0</b>



CARL

**Howard****28**CB 6-2 190 9/20/61  
Rutgers

Free Agent, 1985 6th Season

**PRO:** "Carl is our special nickel back who seems to always come in and do a good job," said Walton "He is smart and works hard to improve himself."...**1988:** played 16 games and started 1 at RCB (vs. PIT for injured James Hasty)...served as the nickel back and also played well on special teams...finished season with 28 tackles, 2 INT, 1 sack and was 5th on team with 18 special teams tackles...filled in at RCB in game at MIA and had key INT in EZ with 5:07 left and Jets hanging on to 37-30 lead...also had 7 passes defended...had best game vs. BUF with 4 tackles and 1 sack...**1987:** ...played 12 games and started the final 9 at RCB...originally took over the position for the injured Russell Carter at KC and remained there when Jerry Holmes was hurt...finished the season tied for the team lead with 3 INT in addition to 41 tackles (34 solos), 6 passes defended and 2 sacks...earned a game ball at KC after recording 2 INTs...**1986:** played 14 games and started 3 at RCB in 1986...was re-signed by the Jets on Sept. 14 to beef up injured secondary after being released

ate in preseason...started at RCB for the injured Carter vs. IND and 3UF in weeks #4-5 and again vs. IND in week #11...was credited with 10 tackles (17 solos) and 6 passes defended on defense and 4 tackles on special teams...**1984-85:** played 3 games for the Jets in 1985 after being signed as a FA on Dec. 4...was special teams standout for DAL where he earned 2 game balls for his play...played 10 games in 1984 before going on IR with a twisted knee...was cut by DAL in Sept. 1985, claimed and cut by HOU and then signed by TB on Oct. 5...played 4 games before release on Nov. 12 prior to signing with the Jets.

**COLLEGE:** 3-year starter at CB for Rutgers...began career as a walk-on in 1980...highlight of career was a 12-yard TD following a blocked punt vs. Army.

**PERSONAL:** Wife Kimberly, son Carl, Jr. 3...has degree in economics...football, baseball and track star at Irvington High in his hometown and birthplace of Irvington, NJ.

**PRO CAREER STATS:** GP/S (59/13 total): 1984 (DAL-10/0), 1985 (TB-4/0, Jets-3/0), 1986 (Jets-14/3), 1987 (Jets-12/9), 1988 (Jets-6/1). Total tackles (91): 1984 (2), 1986 (20), 1987 (41), 1988 (28). Interceptions (5): 1987 (3-29), 1988 (2-0). Sacks (3): 1987 (2), 1988 (1). Passes defended (19): 1986 (6), 1987 (6), 1988 (7). Special team tackles (43): 1984 (15), 1985 (1), 1986 (4), 1987 (5), 1988 (18).

## BOBBY

# Humphery

# 48

CB-KR 5-10 180

8/23/61

New Mexico State

Draft 9, 1983

6th Season



**PRO:** "Bobby has finally found the position that could make him an outstanding player in the NFL," said Walton. "He always plays with great emotion and toughness and demonstrates his versatility and team spirit by being one of our finest special teamers. We wish we had a couple more like Bobby."...**1988:** started 16 games at LCB and emerged as an excellent DB...was 3rd on squad with 19 passes defended in addition to 68 tackles, 1 INT and 2 sacks...also excellent on KOR and was 4th in AFC with 24.3 avg...was AFC's Defensive Player of the Month for September when he totalled 10 passes defended, 18 tackles and held his WR to only 1 catch per game...was Defensive Player of the Week vs. HOU with incredible total of 6 passes defended and a FR...had 2 sacks on consecutive plays at CLE...recorded INT vs. KC...set up offense with excellent field position for winning drive vs. GIA with 37-yard KOR with under 5 minutes remaining...was considered by Walton to be the most improved player on the team last year...is one of few players in NFL history to have scored on offense (TD catch), defense (safety, fumble return) and special teams (KOR)...**1987:** played 12 games and started 2 at LCB...also was 18-357-47-0 on KOR and finished 5th on the team with 14 coverage tackles...also registered 12 tackles on defense...originally returned a fumble 46 yards for a TD at MIA...early season progress was hurt by missing most of preseason due to contract holdout...**1986:** was switched from WR to DB in May mini-camp and went on to play 16 games and start 1 at RCB (vs. NE)...had 2 tackles (28 solos) on defense and was 3rd on team with 16 special teams tackles...was also used as a blitzier and tied for team lead with 2 sacks...was tied for 2nd in AFC with 23.4 KOR avg...returned the opening KO at CIN 96-yards for a TD...it was the 2nd time in his career he had a KOR for a TD and now has 2 of the longest KORs in club history...had 2 sacks and 7 tackles at ATL...recorded a safety tackling John Elway vs. DEN...**1985:** played 12 games in 1985, primarily on special teams...suffered broken wrist in preseason and missed the first 4 games before being activated from IR on Oct.

**HUMPHERY** (continued)

5...led the team in KOR with 17-363-21.4-0 TD...also made 9 special teams tackles...**1984**: played 16 games and started 4 at WR in 1984 when he was consensus all-pro selection as a KOR...led the NFL with an average of 30.7 (22-675-1 TD)...was also voted by NFL players as runner-up AFC Special Teams Player of the Year to Fred Young...on 8 of his 22 KORs the kicker was the last man to make the tackle...had the 2nd longest KOR in club history with 97-yard TD vs. PIT... 10 of his 22 returns were longer than 30-yards, 6 of those longer than 40-yards...was 14-206-1 TD as a WR...**1983**: spent 1983 on IR after suffering broken finger in training camp ...attracted scouts attention by running 4.35 in the 40.

**COLLEGE**: Had career totals of 55-1,144-20.8-12 TDs receiving and 58-1,211-20.9-3 TDs on KOR at New Mexico St....returned 2 kickoffs for 100-yard TDs in career...led the MVC with 22.1 average per catch as junior (10-221)...also competed for the track team and finished 2nd in MVC track championships in the 100-meter dash with a 10.61...set the school record with a 10.5 in the 100.

**PERSONAL**: Wife Katrina...son Derek 2...has degree in social work...continued work on Masters degree during offseason...also took karate and tennis lessons...has 8 brothers and 1 sister...football and track star at Estacado High in his hometown and birthplace of Lubbock, TX.

**BOBBY HUMPHERY'S STATISTICS**  
**KICKOFF RETURNS**

		GP/S	NO	YDS	AVG	LG	TD
1984	JETS	16/4	22	675	30.7*	97t	1
1985	JETS	12/0	17	363	21.4	56	0
1986	JETS	16/1	28	655	23.4	96t	1
1987	JETS	12/2	18	357	19.8	47	0
1988	JETS	16/16	21	510	24.3	48	0
<b>TOTALS</b>		<b>72/23</b>	<b>106</b>	<b>2560</b>	<b>24.2</b>	<b>97t</b>	<b>2</b>

\*Led NFL

**ADDITIONAL CAREER STATS**: Tackles: 1987 (12), 1988 (68). INTS: 1988 (1-0-0). Passes defended: 1988 (19). Sacks (6): 1986 (4), 1988 (2). Opp. FR: 1986 (1), 1987 (1 for 47 yards TD), 1988 (1). Receiving: 1984 (14-206-14.7-44t-1). F/L: 1984 (1/0), 1985 (2/1), 1986 (1/0) 1988 (1/0).

**MARK****Konecny****35**

RB-KR 6-0 200 4/23/63

Alma College (MI)

Free Agent, 1989 3rd Season

**PRO**: "We feel that Mark is a player we know something about," said Walton. "He knows our offensive system since he was in our training camp last year, and with the retirement of Kurt Sohn, he could bolster our punt and kickoff teams since he did that for the Eagles last year."...**1989**: became the 1st player signed as an unrestricted FA when he was inked on Feb. 27...**1988**: played 16 games for PHI after being claimed on waivers from the Jets on Aug. 23...finished the season with 33-7.1 avg. on PR, 17-16.2 KOR in addition to 16 special teams tackles...also caught 1 pass for 18 yards on a fake punt...was 8-20 rushing for Jets in preseason and blocked extremely well...**1987**: played 3 replacement games for MIA and spent 3 weeks following the strike on IR before being released...was 6-46 rushing and 6-26 receiving with MIA...**1985-86**: played in the CFL with TOR (1985) and OTT (1986).

**COLLEGE**: 3-year starter...was 1st team All-America when he rushed for 1,047 yards as a senior in 1984...set Alma records (career rushing: 463-2,441, points in a season: 64 as senior and career KORs: 80-1715 yards)...Alma's 1st player in NFL.

**PERSONAL:** Single...has degree in business administration... works as a teacher in offseason...works closely with Big Brothers...graduated from Mona Shores High in his hometown of Muskegon, MI...born in Chicago, IL.

**PRO CAREER STATS:** GP/S (19/0 total): 1987 (MIA-3/0), 1988 (PHI-16/0).

**PAT**

**Leahy**

**5**

< 6-0 200 3/19/51

St. Louis

Free Agent, 1974 16th Season



**PRO:** "Every year it seems we are disappointed that our man is not in the Pro Bowl," said Walton. "Pat is dedicated, works hard, enthusiastic and does what is needed for the team. He is our elder statesman and most players look to him for leadership. Pat is always ready and going strong and that's a tribute to him."...**1988:** had another outstanding season with 23-28 FGs and 43-43 PATs for a team high 112 points, 5th highest in AFC...is Jets' career leading scorer and enters 1989 as the 8th leading scorer in NFL history with 1,190 points and as the leading active scorer in the NFL...holds Jets' records for FGs (241) and PATs (467)...has the most consecutive years kicking with 1 club, active in NFL (15)...is oldest player on Jets in age and experience...has led team in scoring in 13 of his 15 seasons...appears to be getting better with age...has now made 52 of his last 54 attempts inside the 40 since 1985 missing only a 38-yarder in 1987 finale vs. GIA and 33-yarder at DET in 1988...has now played in 203 games for the Jets, 2nd most in club history to Randy Rasmussen's 207...has gone over the 100-point mark 4 times in career...has had 4-year stretch of 81% FG accuracy (83-103), tied for 2nd best of any kicker in NFL (behind Nick Lowery-82% and tied with Morton Anderson)...has been successful on 90% of his FGs at the Meadowlands since 1985 (45-50)...**1987:** had another extremely accurate season with 18-22 FGs and 31-31 PATs for 85 points...only missed FGs were from 62, 49, 44 and 38 yards...the missed 38 yarder in finale at GIA breaking tremendous streak of 36 straight inside the 40...was named All-AFC 2nd team by UPI...**1986:** had outstanding season in 1986 with 16-19 FGs and 44-44 PATs...was selected 1st alternate to the Pro Bowl, the 4th time he has just missed in career...had string of 22 consecutive FGs (2nd longest in NFL history to Mark Moseley's 23) snapped on 46-yarder vs. NO on a rainy, soggy day...6 of those 22 straight FGs were from 46-yards or longer...his 3 missed kicks in 1986 were from 46, 45 and 43b...had good postseason with 2-2 FGs and 7-7 PATs for 13 points...**1985:** had one of the best seasons of career, 26-34 FGs and 43-45 PATs for a personal high 121 points, the 3rd best in the NFL...the 121 points were tied for 3rd best for a Jet in a season...of 8 missed kicks in 1985, 4 were longer than 45 yards...hit career long kick of 55-yards vs. CHI...became the 10th player in NFL history to hit 2 of 50 or longer in the same game when he had FGs of 53 and 52 yards at NE...had winning 32-yard FG in OT vs. NE...voted game ball vs. Colts after hitting 4-4 FGs in 25-20 win...set Jets' record with 8 PATs vs. TB...**1984:** had good season with 17-24 FGs and 38-39 PATs when he passed Jim Turner to take Jets' all-time scoring lead...had finest game vs. CIN with career high 5-5 FGs and 4 PATs for 19 points...**1983:** hit his last 7 FG attempts and finished as team's leading scorer with 16-24 FGs and 36-37 PATs for 84 points...kicked winning 26-yard FG in OT vs. Rams...**1982:** was 11-17 FGs and 26-31 PATs...had almost perfect playoff series with 4-5 FGs and 7-7 PATs

**LEAHY (continued)**

in 3 games...**1981**: had 113 points (25-36 FGs, 38-39 PATs), which was 3rd best in the AFC...was an all-AFC selection by *College & Pro Football Weekly* and UPI...**1979-80**: came back after missing the last 10 games in 1979 with a sprained knee...injured knee while running pass patterns in practice...finished that year with 12-15 PATs and 8-13 FGs...**1978**: led AFC in scoring with 107 points...was 1st Jet since Turner to lead AFC in FGs (22)...was 22-30 on FGs and was 41-42 on PATs...was All-NFL (AP, *Newark Star-Ledger*), consensus all-AFC and barely missed making Pro Bowl...**1974**: joined Jets in mid-1974 when Bobby Howfield was hurt...had tryout with Cardinals that year but couldn't unseat veteran Jim Bakken...Jets saw him during preseason game and kept him in mind.

**COLLEGE**: 4-year soccer letterman...no football experience...played on 3 NCAA championship teams in 1969, 1970, and 1972...voted top defensive player in NCAA tourney as a freshman.

**PERSONAL**: Wife Colleen...daughter Elizabeth 7, son Cullen 4, daughter Nora 2...has degree in marketing and business administration...very active in charitable activities...donates money for each point scored to the Juvenile Diabetes charities on LI...was Jets' for Travelers' NFL Man of the Year award in 1988...helps put together the Christmas party sponsored by No Greater Love and Eastern Paralyzed Veterans Association for children stricken with leukemia...an excellent guitar player...attended Augustinian Academy in his birthplace and hometown of St. Louis, MO.

**PAT LEAHY'S KICKING STATISTICS**

		FG						
		GP	TD	PAT	FG	BLKD	LG	PTS
1974	JETS	6	0	18-19	6-11	2	45	36
1975	JETS	14	0	27-30	13-21	4	47(2)	66
1976	JETS	14	0	16-20	11-16	1	47	49
1977	JETS	14	0	18-21	15-25	4	48	63
1978	JETS	16	0	41-42	22-30	1	47	107
1979	JETS	6	0	12-15	8-13	1	34	36
1980	JETS	16	0	36-36	14-22	1	49	78
1981	JETS	16	0	38-39	25-36	1	49(2)	113
1982	JETS	9	0	26-31	11-17	2	49	59
1983	JETS	16	0	36-37	16-24	2	49	84
1984	JETS	16	0	38-39	17-24	2	52	89
1985	JETS	16	0	43-45	26-34	1	55	121
1986	JETS	16	0	44-44	16-19	1	50	92
1987	JETS	12	0	31-31	18-22	0	42	85
1988	JETS	16	0	43-43	23-28	1	48	112
<b>TOTALS</b>		<b>203</b>	<b>0</b>	<b>467-492</b>	<b>241-342</b>	<b>24</b>	<b>55</b>	<b>1190</b>
				<b>.949</b>	<b>.705</b>			

**1988 KICKING**

(Underline indicates made)

at New England (29), at Cleveland (22, 23, 29, 49), Houston (47), at Detroit (33, 39), Kansas City (23, 44), at Cincinnati (30), Buffalo ( ), at Miami (28, 33, 38), Pittsburgh (41), at Indianapolis (51 bl), New England (47, 48), at Buffalo (23, 40, 40 bl), Miami (29), at Kansas City (32, 33), Indianapolis (35, 46), Giants (20, 41).

**POSTSEASON KICKING**

1981	JETS	1	0	3-3	2-3	0	26	9
1982	JETS	3	0	7-7	4-5	0	47	19
1985	JETS	1	0	2-2	0-0	0	0	2
1986	JETS	2	0	7-7	2-2	0	46	13
<b>TOTALS</b>		<b>7</b>	<b>0</b>	<b>19-19</b>	<b>8-10</b>	<b>0</b>	<b>47</b>	<b>43</b>

**CAREER HIGHS**

**LONGEST FIELD GOAL** — 55 vs. Chicago, Dec. 14, 1985

**FIELD GOAL ATTEMPTS** — 6 vs. Baltimore, Nov. 29, 1981 (4 made)

6 at New England, Dec. 7, 1975 (3 made)

**FIELD GOALS** — 5 vs. Cincinnati, Sept. 16, 1984 (5 att.)

**POINTS AFTER TOUCHDOWN** — 8 vs. Tampa Bay, Nov. 17, 1985 (8 att.)

**POINTS** — 19 vs. Cincinnati, Sept. 16, 1984 (5-5 FG, 4-4 PAT)

### FIELD GOAL ANALYSIS

	1-19	20-29	30-39	40-49	50-plus	TOTAL
1974	0-0 .000	3-5 .600	2-4 .500	1-2 .500	0-0 .000	6-11 .545
1975	0-0 .000	3-3 1.000	3-5 .500	7-12 .583	0-1 .000	13-21 .619
1976	1-1 1.000	5-5 1.000	3-6 .500	2-4 .500	0-0 .000	11-16 .688
1977	0-1 .000	7-8 .875	6-8 .750	2-6 .333	0-2 .000	15-25 .600
1978	2-2 1.000	5-5 1.000	9-12 .750	6-9 .667	0-2 .000	22-30 .733
1979	1-1 1.000	2-2 1.000	5-8 .625	0-2 .000	0-0 .000	8-13 .615
1980	0-0 .000	4-4 1.000	4-9 .444	6-8 .750	0-1 .000	14-22 .636
1981	0-0 .000	11-13 .846	6-8 .750	8-12 .667	0-3 .000	25-36 .694
1982	1-1 1.000	3-5 .600	4-5 .800	3-6 .500	0-0 .000	11-17 .647
1983	4-4 1.000	3-4 .750	5-7 .714	4-8 .500	0-1 .000	16-24 .667
1984	2-2 1.000	5-6 .833	7-8 .875	2-5 .400	1-3 .333	17-24 .708
1985	2-2 1.000	11-11 1.000	6-8 .750	4-8 .500	3-5 .600	26-34 .765
1986	1-1 1.000	5-5 1.000	4-4 1.000	5-8 .625	1-1 1.000	16-19 .842
1987	0-0 .000	11-11 1.000	5-6 .833	2-4 .500	0-1 .000	18-22 .818
1988	0-0 .000	9-9 1.000	7-8 .875	7-10 .700	0-1 .000	23-28 .821
<b>TOTALS</b>	<b>14-15 .933</b>	<b>87-96 .906</b>	<b>76-106 .717</b>	<b>59-104 .567</b>	<b>5-21 .238</b>	<b>241-342 .705</b>

#### Meadowlands/

	TOTAL	Shea	Away	Turf	Grass	Domes	Blocked
1974	6-11	1-1(S)	5-10	0-0	6-11	0-0	2-G
1975	13-21	6-8(S)	7-13	3-8	10-13	0-0	4-T
1976	11-16	6-9(S)	5-7	2-2	9-14	0-0	1-G
1977	15-25	6-11(S)	9-14	6-8	9-17	3-4	4-G
1978	22-30	12-14(S)	10-16	1-2	21-28	0-0	1-G
1979	8-13	6-10(S)	2-3	2-3	6-10	0-0	1-T
1980	14-22	9-15(S)	5-7	1-1	13-21	0-0	1-G
1981	25-36	16-22(S)	9-14	7-10	18-26	1-2	1-G
1982	11-17	6-8(S)	5-9	3-6	8-11	0-3	2-G
1983	16-24	8-14(S)	8-10	3-4	13-20	1-1	2-G
1984	17-24	9-12(M)	8-12	15-21	2-3	3-5	2-T
1985	26-34	18-20(M)	8-14	24-26	2-8	2-2	1-T
1986	16-19	8-9(M)	8-10	14-15	2-4	5-5	1-G
1987	18-22	9-10(M)	9-12	15-18	3-4	0-0	—
1988	23-28	10-11(M)	13-17	17-21	6-7	1-3	1-T
<b>TOTALS</b>	<b>241-342 (.705)</b>	<b>130-174 (.747)</b>	<b>111-168 (.661)</b>	<b>113-145 (.779)</b>	<b>128-197 (.650)</b>	<b>16-25 (.640)</b>	<b>24</b>

## MARTY

# Lyons

# 93

DE-DT 6-5      269      1/15/57

Alabama

Draft 1, 1979

11th Season



**PRO:** "Marty had as productive and successful a season as he's had since I've been here," said Walton. "He was a tremendous influence on our young players and helped keep our team on an even keel throughout the season. Marty is one of the most underrated linemen in the NFL."...**1988:** started 16 games at RE...led

## LYONS (continued)

the team for the 1st time with a career high 7½ sacks and was 4th in total tackles with 103 (77 solos)...was AFC Defensive Player of the Week vs. GIA with 2 sacks and 7 tackles...turned in standou defensive game at CIN recording high 3 sacks, a safety, and 4 tackles...was outstanding vs. KC with 11 tackles and 6 pressures  
**1987:** played and started 13 games (10 at LE, 3 at RE)...rebounded from offseason surgery to both shoulders to provide the defense with leadership and production...finished the season 2nd on defensive line with 56 tackles (44 solos) and 3½ sacks...had best game at KC with 1½ sacks and 5 tackles... **1986:** played 12 games and started 11 at LE...missed 4 games on IR with shoulders that required surgery during the offseason...still led the defensive line and was 6th on the team with 79 tackles (51 solos) plus 3 sacks...was having an outstanding season before suffering shoulder sprain at ATL in week #10...was placed on IR Nov. 12 and activated Dec. 12...was inspirational leader in playoff win vs. KC with a sack and 4 tackles...**1985:** played 16 games and started 8...started the first 4 games at LE and the other 4 at LT when the Jets opened with a 4-man line...played primarily as a DE when the 4-man line was used ...finished season with 6½ sacks, 51 tackles and 19 QB pressures...had best game of year in playoff clincher vs. CLE with 10 tackles and 1 sack...**1984:** played 13 games and started 10 at RT...missed 3 games with ankle and shoulder injuries...had 2 sacks and 70 tackles...**1983:** started 16 games and led the defensive line in tackles while registering 4½ sacks...**1982:** started 7 games and was chosen as a Pro Bowl alternate...was hampered late in season with severe hamstring injury...came back on sheer determination to play well in 3 playoff games and was symbol of desire to his teammates... had 1½ sacks in regular season and 1 sack in each of the 3 playoff games...was leading tackler in championship game at MIA with 12...**1981:** had 6 sacks while starting 12 games and missing 4 with hamstring injury...had 2½ sacks vs. GB in addition to 14 pressures...**1980:** started every game at RDT after playing RDE during his rookie season...**1979:** was selected to NFL all-rookie team by *Football Digest* ...14th player drafted in 1979 1st round, 4th DL.

**COLLEGE:** Voted Alabama's top defensive player of the 1970's by *Birmingham Post-Herald*...consensus All-America and unanimous All-SEC choice as senior...had team high 119 tackles, including 15 QB sacks, in 1978 when Crimson Tide won national championship... "Marty was our best player," Bear Bryant said. "We couldn't have won without him."...named most valuable defensive lineman for the South in the Senior Bowl.

**PERSONAL:** Son Rocky 7...majored in education... has home in Alabama on 100-acre farm...was named as the NFL's Man of the Year in 1985 for his charitable work off the field...had been the Jets Man of the Year representative 1982-84 ...has operated his own charity the past 7 years, the "Marty Lyons Foundation", the purpose of which is to aid children stricken with leukemia by providing "special wishes." The Foundation is now in three states: NY, NJ and FL...was named Man of the Year by the International Rotary Club this past offseason for his charity work...serves as sports chairman for the NY Leukemia Society and co-hosts its annual telethon...also very active in the NY Alcohol & Drug Abuse Program, Special Olympics, Cerebral Palsy and MS...organizes the annual Christmas party sponsored by No Greater Love and Eastern Paralyzed Veterans Association for children stricken with leukemia...was all state in football, basketball and baseball at Catholic High in his hometown of St. Petersburg, FL...struck out 23 and allowed 1 hit in 11 innings at state semifinals ...New York Mets expressed interest but he accepted scholarship at Alabama...birthplace: Tokoma Park MD.

**PRO CAREER STATS:** GP/S (137/125 total): 1979 (16/16), 1980 (16/16), 1981 (12/12), 1982 (7/7), 1983 (16/16), 1984 (13/10), 1985 (16/8), 1986 (12/11), 1987 (13/13), 1988 (16/16). Total tackles (850): 1979 (99), 1980 (123), 1981 (103), 1982 (49), 1983 (117), 1984 (70)

985 (51), 1986 (79), 1987 (56), 1988 (103). Sacks (42): 1979 (3), 1980 (4½), 1981 (6), 1982 (1½), 1983 (4½), 1984 (2), 1985 (6½), 1986 (3), 1987 (3½), 1988 (7½). Opp. FR (6): 1979 (3), 1981 (1), 1982 (1), 1988 (1). FF: 5.

**KYLE**

**Mackey**

**15**

DB 6-3 216 3/2/62

East Texas

Free Agent, 1988

4th Season



**PRO:** Kyle impressed us with his work last year in camp and the little time he played in preseason," said Walton. "He learns fast and seems to have excellent leadership qualities. Kyle has the advantage of learning the way to get it done from Kenny and Pat."...**1988:** spent the season on IR after being put on IR Aug. 29 with a shoulder injury...was 8-14-117-2 TD-1 INT in preseason...came back to work with the scout team during practice later in the season...was signed by the Jets as a FA due to impressive performances in 1987 replacement games...**1987:** started the 3 replacement games for MIA and totaled 57-109-604-3 TD-5 INT passing and 17-98-2 TD rushing...had best game against the Jets with 26-55-298-2 TD-5 INT in addition to 8-47-2 TDs rushing...led Dolphins from 14-point deficit with under 6 minutes remaining to tie game and force OT session...**1984-1986:** originally entered league as STL 11th round pick in 1984 where he was active for 16 games but did not play...was released by them in 1985 preseason...was signed by PHI in 1986, waived in preseason and then re-signed in December when he was active for 2 games but did not play...was let go by Eagles following season, signed by NO (1987) who cut him in preseason prior to his signing with MIA for the replacement games.

**COLLEGE:** Passed for career high 42 TDs and was named Lone Star Conference Player of the Year in 1982...set school single game records for completions as well as career passing...had career totals of 368-751-5814-42 TDs-46 INTs.

**PERSONAL:** Single...daughter Kourtney 2...majored in physical education...is the son of former TE Dee Mackey who played for SF, AL and the Jets (1963-65)...attended Alpine High in his hometown and birthplace of Alpine, TX.

**KEVIN**

**McArthur**

**57**

LB 6-2 250 5/11/63

Lamar

Free Agent, 1986

4th Season



**PRO:** "We have moved Mac back and forth from ILB to OLB and he has adapted well," said Walton. "He is a tough, physical, emotional player and has continued to make progress. With hard work and concentration, he should continue to emerge."...**1988:** started 16 games at ROLB...finished as team's 9th leading tackler with 64 (38 solos) plus 2 sacks and 1 pass defended...had excellent game vs. IND with 5 tackles and 1st regular season INT...had sacks vs. PIT and KC...**1987:** ...played 12 games in 1987 and started the final 3 at RILB...was credited with 37 tackles (24 solos), 1 FF and 1 FR...was promoted to starting position after impressing coaches with play in short yardage defense and on special teams where he registered 8 coverage tackles...**1986:** played 8 games and started the

## McARTHUR (continued)

final 2 at RILB...also played RILB in playoffs and had memorable performance in wildcard game vs. KC in only his 3rd career start...returned INT 21-yards for a TD on opening play of 2nd half to extend lead to 28-6 at the time...was promoted to starting spot after fine play on special teams where he registered 6 tackles on coverage, including 3 at SEA...was re-signed on Oct. 28 to play on special teams...was released at the 50-player cut in preseason...**1984-1985:** had also competed for a free agent spot with the Jets during 1984 and 1985 training camps, but was released both times...originally signed as free agent with the Raiders in 1984, but was released early in training camp before joining the Jets.

**COLLEGE:** 3-year letterman...had 7 QB sacks, 61 tackles, and 5 passes defensed in senior campaign...was a triple jumper on the track team.

**PERSONAL:** Single...majored in physical education...4-sport letterman at Lake Charles High in his hometown of Lake Charles, LA...cousin of Dusty Baker...nicknamed "Mac"...birthplace: Cameron, LA.

**PRO CAREER STATS:** GP/S (36/21total): 1986 (8/2), 1987 (12/3), 1988 (16/16). Total tackles (125): 1986 (24), 1987 (37), 1988 (64). Sacks (3): 1986 (1), 1988 (2). Interceptions (2): 1986 (1 for 21-yard TD in Wildcard playoff game vs. KC), 1988 (1). FF: 1988 (2), 1987 (1).



## REGGIE

# McElroy

# 68

T 6-6 276 3/4/60

West Texas State

Draft 2, 1982

7th Season

**PRO:** "Reggie struggled to regain the form he had prior to his injury a 1 to his credit he continued to work and made great progress in 1988," said Walton. "There are few linemen who can pull on wide running plays with his efficiency...**1988:** started 16 games at RT...graded out well and got better as the year progressed after rebounding from inconsistent preseason...graded out as top lineman at DET and MIA...did good job shutting down pass rushing LEs around the league...**1987:** rebounded from reconstructive knee surgery to play in 8 games and start the final 5 at RT...was activated from PUP on Nov. 8 and was brought along slowly in spot duty for 3 games...returned to starting spot vs. CIN and played well the remainder of the season...**1986:** started 8 games at RT...was having outstanding season prior to injuring his left knee in week #7...had not allowed a sack or the QB to be hit and was grading out well vs. the run up to that point after being switched in 1986 to RT from LT..."I'm more comfortable at RT because of the right hand stance," said McElroy... suffered sprained knee and had arthroscopic surgery for removal of cartilage after DEN game and was placed on IR Oct. 20...was reactivated Dec. 12 and started vs. PIT, but twisted knee again and was placed on IR Dec. 17 after reconstructive knee surgery...**1985:** played 13 games and started 11 at LT...development was hurt after missing training camp, preseason and the 1st game due to contract holdout...signed on Sept. 11...missed games vs. MIA and TB with groin injury...**1984:** started 16 games at LT...**1983:** played 16 games and started 1 at LG in final game of season...**1982:** spent the season on IR with knee injury suffered in preseason...the 51st player picked in the 1982 draft, 11th offensive lineman.

**COLLEGE:** 4-year starter at tackle...1st team All-Missouri Conference selection by AP and UPI in senior year...also AP Honorable Mention All-America...was UPI 2nd team All-MVC as a junior and UPI and AP 2nd team All-MVC as a freshman.

**PERSONAL:** Wife Cristy...sons Michael 5, Christopher 3...has

degree in physical education...was an ROTC cadet major in college...was promoted to 1st lieutenant in the U.S. Army during the offseason...played minor part in Sylvester Stallone movie during offseason...is a baritone singer...does a great deal of volunteer work for the United Way charities...participated in Bike-A-Thon for MS...football and basketball standout at Beaumont Carlton High in his hometown and birthplace of Beaumont, TX.

**PRO CAREER STATS:** GP/S (77/57): 1983 (16/1), 1984 (16/16), 1985 (13/11), 1986 (8/8), 1987 (8/5), 1988 (16/16). Jets FR (2): 1986 (1), 1988 (1)

## ERIK

# McMillan

# 22

S 6-2 197 5/3/65  
Missouri  
Draft 3a, 1988 2nd Season



**PRO:** "Erik surprised few people in our organization with the type of success he had as a rookie," said Walton. "Even with his success, Erik knows he can still get better and has more to accomplish. If he continues his work habits there is no limit to what he can achieve."...**1988:** started 13 games at FS, led the AFC in INT (8-168-2 TDs), was a consensus All-Rookie, named NFL Defensive Rookie of the Year and was picked to the Pro Bowl...became the 1st Jet rookie since Emerson Boozer in 1966 to receive that honor...his father, Ernie, went to the Pro Bowl as a T for STL in 1966, 1968, 1970 and 1971...set club record for INT in a season by a rookie...earned game ball at MIA with 3 INT including 1 for a 55-yard TD...had other TD on INT vs. BUF the week prior...was the 1st time since 1984 (Sam Washington-PIT) that a player had returned INTs for TDs in consecutive games...also tied for team lead with 22 passes defended in addition to 80 tackles...missed game in week #11 with ankle injury and weeks #15 & 16 with an arch injury...was named starter in preseason after showing the ability to provide great range from the FS position...was 63rd player picked in 1988 draft, 12th DB.

**COLLEGE:** Was only the 2nd player in 35 years at Missouri to be a team captain as a junior and senior...set school record with 203 career solo tackles and tied all-time mark of 323 tackles...was All-America as senior...had 3 INT and 1 sack playing SS as junior...was All-America honorable mention at FS as sophomore...played as a reserve DE as a freshman.

**PERSONAL:** Single...has degree in business management...spent offseason working on his masters in education management at Fordham...father Ernie would sneak Erik into Cards' offensive line meetings where Erik would sit between him and Dan Dierdorf...all conference DB at JFK High in his hometown of Silver Spring, MD...Birthplace: St. Louis, MO.

**PRO CAREER STATS:** GP/S: 1988 (13/13). Tackles: 1988 (80). Interceptions: 1988 (8-168-2 TDs). FF: 1988 (2). Passes defended: 1988 (22).

## FREEMAN

# McNeil

# 24

RB 5-11 209 4/22/59  
UCLA  
Draft 1, 1981 9th Season



**PRO:** "Not only did Freeman have an outstanding season as a player, but he was an excellent team leader as well," said Walton.

**McNEIL** (continued)

"He not only accepted his role with enthusiasm, but performed to the best of his ability. Freeman has been one of the premier RBs during most of his career and we have learned to expect only the best from him."...**1988**: started 16 games at RB for the 1st time in career...led the team in rushing for the 8th straight year with 219-944-4.3 avg.-6 TDs, the 7th highest in yardage in the AFC...is Jets' all-time leading rusher with 1525-6,794-4.5 avg.-28 TD...entered 1989 as the NFL's 18th leading all-time rusher and is only 1,803 yards from the #10 spot...also had 34-288-1 TD receiving, the 3rd most catches in career...has better than a 4.0 yard avg. for all 8 seasons in the NFL, the longest such streak among all active NFL RBs...his total of 1232 yards from scrimmage was 7th best in AFC...shared duties and playing time with Hector and Vick in 1988 as Jets were only NFL team to have 3 RBs among top 20 rushers in conference...had best game vs. KC with 22-154, the 2nd highest rushing total in NFL in 1988 and 4th most in his career...other 100-yard game came vs. IND. with 23-100-1 TD...holds team mark with 26 100-yard games in regular season and 3 more in the playoffs...**1987**: played 9 games and started 8...suffered pulled hamstring at MIA and missed the final 3 games...was Jets' leading rusher with 121-530-0 TD in addition to being 4th leading receiver with 24-262-1 TD...after struggling early in season, was replaced in starting lineup by Johnny Hector vs. SEA...still had good game with 7-42 rushing and 3-34 receiving...returned as starter the next week at KC and responded with 2nd best regular season game of career and was awarded game ball with 26-184 rushing...tied career high for catches in a game with 7-79 vs. CIN...**1986**: played 12 games and started 11...still finished 5th in AFC in rushing with 214-856-5 TDs and 8th in yards from scrimmage with 1266...was voted a Pro Bowl alternate while also finishing tied for 3rd on team with career high 49 catches for 410 yards and 1 TD...missed 4 weeks on IR with dislocated elbow suffered in week #2 vs. NE...finished season strong with 689 yards rushing in final 8 games, including 137 vs. PIT and 106 at CIN in season finales...was outstanding in playoff win over KC with 31-135, his 2nd best effort in postseason...**1985**: played 14 games and started 13...produced the 2nd most yards in the AFC and was runner-up in yards gained from scrimmage with 294-1,331-3 TD rushing and a career high 38-427-2 TDs receiving (4th on team)...was elected to Pro Bowl for 3rd time as starter in addition to being named All-NFL by AP, NEA, *Football Digest* and All-AFC by UPI...was voted (along with Ken O'Brien) as the runnerup to Marcus Allen for AFC MVP in *USA Today* Players poll...produced the top 2 rushing performances in the AFC in 1985 with 192 yards vs. BUF (Jets club record) and 173 vs. MIA...his 4 consecutive 100-yard days are a Jets' record...was named the AFC Offensive Player of the Month in Sept. when he was 85-415-2 TD in 4 game stretch...was honored as AFC Offensive Player of the Week and voted game ball after 28-173 outing vs. MIA...was also given game ball following 18-192-2 TD BUF game...had longest run of career and NFL's 3rd longest in 1985 with 69 yarder in that BUF game...**1984**: started 12 games, was hampered by sore ribs throughout the season and was placed on IR Dec. 5 after breaking a rib vs. GIA...finished 5th in the AFC (only 109 yards away from leader) with 229-1070-5 TDs despite missing 4 games...was 4th on team in receiving with 25-284-1 TD...was named All-AFC by UPI, selected by teammates as MVP for 2nd time in career and earned starting berth in Pro Bowl (which he missed due to ribs)...put together 7 100-yard games in 1984...**1983**: played 9 games due to a separated shoulder...despite missing 7 games he still led the Jets in rushing with 160-654-1 TD, including 3 100-yard games...**1982**: started all 9 games and led NFL in rushing—786 yards on 151 carries, and average (5.2 per carry), the only time that was accomplished by a Jet...was selected by teammates as MVP and earned starting berth in Pro Bowl and was consensus All Pro...was 61-349-5.7-1 TD in 3 playoff games...had spectacular playoff performance at CIN tying for 3rd best postseason rushing yardage in NFL history with 21-

202...was 23-101 vs. Raiders in playoffs...**1981:** played in only 11 games and started 6 during rookie season due to sprained foot...still finished as Jets' leading rusher with 137-623-4.5-2 TDs...3rd player chosen in the 1981 draft...is the 3rd highest 1st round draft pick in Jets' history behind Joe Namath (2nd player selected in 1965) and Johnny "Lam" Jones (2nd player selected in 1980).

**COLLEGE:** Set UCLA records for yards in season (1,396 in 1979) and career (3,195)...was 1st team All-America selection following senior year when he rushed 203-1,105-5.4, 7th best in NCAA...career rushing totals: 605-3,195-5.3-21 TD...career receiving totals: 36-366-10.2-2 TD...ran for 100 yards in 17 games during college... UCLA MVP in 1979 and 1980...career climaxed by leading UCLA to comeback 20-17 win over USC after fielding a deflected pass and racing 58-yards for winning TD with 2:07 left.

**PERSONAL:** Wife Rosaria, son Luca 2...majored in history... makes home year-round on Long Island...was a guest on Cardinal O'Connor's television show during offseason...was featured in Jets' United Way award winning public service announcement in 1984...is active with Big Brothers...very active on L.I. with MS, SADD (Students Against Drunk Drivers), Youth Development of Huntington, and L.I. Cares (anti-hunger organization founded by Harry Chapin)...spends a great deal of time with children...was one of the most highly recruited players in nation as senior at Banning High in Wilmington, CA...was named as L.A. City's Player of the Year as senior in 1976 after rushing for 1,343 yards (8.1 avg.) and 27 TDs...one of 5 children...hometown: Carson, CA,....birthplace: Jackson, MS.

*"I don't think there's a RB in football in the last 8 years that's made more people miss than Freeman McNeil."*

—Hall of Famer and NBC announcer Merlin Olsen

#### FREEMAN McNEIL'S STATISTICS

##### RUSHING

		GP/S	ATT	YDS	AVG	LG	TD
1981	JETS	11/6	137	623	4.5	43	2
1982	JETS	9/9	151	786	5.2	48	6
1983	JETS	9/9	160	654	4.1	19	1
1984	JETS	12/12	229	1070	4.7	53	5
1985	JETS	14/13	294	1331	4.5	69	3
1986	JETS	12/11	214	856	4.0	40	5
1987	JETS	9/8	121	530	4.4	30	0
1988	JETS	16/16	219	944	4.3	28	6
<b>TOTALS</b>		<b>92/84</b>	<b>1525</b>	<b>6794</b>	<b>4.5</b>	<b>69</b>	<b>28</b>

##### POSTSEASON RUSHING

1981	JETS	1/1	12	32	2.7	7	0
1982	JETS	3/3	61	349	5.7	35	1
1985	JETS	1/1	16	41	2.6	7	0
1986	JETS	2/2	56	206	3.7	25t	2
<b>TOTALS</b>		<b>7/7</b>	<b>145</b>	<b>628</b>	<b>4.3</b>	<b>35</b>	<b>3</b>

##### RECEIVING

		NO	YDS	AVG	LG	TD
1981	JETS	18	171	9.5	18	1
1982	JETS	16	187	11.7	32t	1
1983	JETS	21	172	8.2	21	3
1984	JETS	25	284	11.8	32	1
1985	JETS	38	427	11.2	25	2
1986	JETS	49	410	8.4	26	1
1987	JETS	24	262	10.9	57	1
1988	JETS	34	288	8.5	25	1
<b>TOTALS</b>		<b>225</b>	<b>2201</b>	<b>9.8</b>	<b>57</b>	<b>11</b>

##### POSTSEASON RECEIVING

1981	JETS	0	0	0.0	0	0
1982	JETS	3	29	9.7	11	0
1985	JETS	3	13	4.3	5	0
1986	JETS	7	51	7.3	12	1
<b>TOTALS</b>		<b>13</b>	<b>93</b>	<b>7.2</b>	<b>12</b>	<b>1</b>

**ADDITIONAL CAREER STATS:** F/L: 40/24 (3/1 in 1988). Passing: 1983 (1-1-51-1).

McNEIL (continued)

CAREER HIGHS

RUSHING ATTEMPTS — 29 at Indianapolis, Sept. 2, 1984 (29-112-10-0)

YARDS RUSHING — 192 vs. Buffalo, Sept. 15, 1985 (18-192-69-2)

TD RUNS — 2-five times (last at Cincinnati, Dec. 21, 1986 (17-106-19-2)

LONGEST RUN — 69 vs. Buffalo, Sept. 15, 1985 (18-192-69-2)

YARDS RECEIVING — 64 at Miami, Nov. 26, 1984 (3-64-28t-1)

RECEPTIONS — 7 vs. L.A. Rams, Nov. 30, 1986 (7-53-13-0)

7 vs. Cincinnati, Nov. 29, 1987 (7-79-22t-1)

LONGEST RECEPTION — 57 (O'Brien) vs. New England, Sept. 21, 1987 (4-56-57-0)

McNEIL 100-YARD GAMES  
REGULAR SEASON

GAME	DATE	OPPONENT	ATT	YDS	AVG	LG	TD
1	9/12/82	Miami .....	13	116	8.9	48	0
2	9/19/82	at New England .....	19	106	5.6	29	1
3	11/21/82	Baltimore .....	22	123	5.6	34t	1
1	9/4/83	at San Diego .....	23	120	5.2	17	1
2	9/11/83	Seattle .....	22	140	6.4	19	0
14	12/4/83	at Baltimore .....	24	102	4.3	10	0
1	9/2/84	at Indianapolis .....	29	112	3.9	10	0
3	9/16/84	Cincinnati .....	26	150	5.8	33t	2
4	9/23/84	at Buffalo .....	24	112	4.7	25	0
6	10/7/84	at Kansas City .....	19	107	5.6	16	0
9	10/28/84	at New England .....	17	110	6.5	53	0
10	11/4/84	Miami .....	20	132	6.6	52	1
13	11/26/84	at Miami .....	24	116	4.8	39	0
2	9/15/85	Buffalo .....	18	192	10.7	69	2
4	9/29/85	Indianapolis .....	25	115	4.6	18	0
6	10/14/85	Miami .....	28	173	6.2	20	0
8	10/27/85	Seattle .....	22	151	6.8	30	0
9	11/3/85	at Indianapolis .....	26	149	5.7	20	1
10	11/10/85	at Miami .....	26	107	4.1	13	0
11	11/16/86	Indianapolis .....	18	104	5.8	40	0
15	12/13/86	Pittsburgh .....	23	137	6.0	30	0
16	12/21/86	at Cincinnati .....	17	106	6.2	19	2
9	11/15/87	at Kansas City .....	26	184	7.1	30	0
10	11/22/87	Buffalo .....	20	103	5.2	16	0
5	10/2/88	Kansas City .....	22	154	7.0	28	0
15	12/10/88	Indianapolis .....	23	100	4.3	13	1

POSTSEASON

1/9/83	at Cincinnati .....	21	202	9.6	35	1
1/15/83	at L.A. Raiders .....	23	101	4.1	26	0
12/28/86	Kansas City .....	31	135	4.4	24	1

1981 RUSHING

1981 RECEIVING

	ATT	YDS	LG	TD	NO	YDS	LG	TD
Sept. 6	at Buffalo .....	3	16	11	0	0	0	0
Sept. 13	Cincinnati .....	13	78	43	0	2	23	15
Sept. 20	at Pittsburgh .....	7	43	29	0	4	59	18
Sept. 27	Houston .....	17	70	14	0	1	4	4
Oct. 4	at Miami .....	12	79	20	0	0	0	0

INJURED RESERVE—SPRAINED FOOT (Oct. 10)

REACTIVATED—Nov. 14

Nov. 15	at New England .....	13	50	13	0	0	0	0
Nov. 22	Miami .....	19	75	13	0	3	30	14
Nov. 29	Baltimore .....	24	93	30t	2	2	16	11
Dec. 6	at Seattle .....	7	28	14	0	3	23	10
Dec. 12	at Cleveland .....	4	21	11	0	1	1	1
Dec. 20	Green Bay .....	18	70	16	0	1	9	9

TOTALS .....

1982 RUSHING

1982 RECEIVING

	ATT	YDS	LG	TD	NO	YDS	LG	TD
Sept. 12	Miami .....	13	116	48	0	3	34	17
Sept. 19	at New England .....	19	106	29	1	4	31	10
Nov. 21	Baltimore .....	22	123	34t	1	1	32	32t
Nov. 28	Green Bay .....	16	85	36	0	3	21	13
Dec. 6	at Detroit .....	16	49	14	0	2	20	11
Dec. 12	Tampa Bay .....	14	53	18	2	3	49	24
Dec. 18	at Miami .....	21	89	10	0	0	0	0
Dec. 26	at Minnesota .....	18	82	15	2	0	0	0
Jan. 2	at Kansas .....	12	83	13	0	0	0	0

TOTALS .....

			1983 RUSHING				1983 RECEIVING			
			ATT	YDS	LG	TD	NO	YDS	LG	TD
Sept.	4	at San Diego	23	120	17	1	1	18	18t	1
Sept.	11	Seattle	22	140	19	0	2	16	9	0
Sept.	18	at New England	12	33	6	0	4	26	8	0
Sept.	25	L.A. Rams	8	27	7	0	2	16	13	0
INJURED RESERVE—SEPARATED SHOULDER (Sept. 27)										
REACTIVATED—Nov. 11										
Nov.	13	Buffalo	DID NOT PLAY							
Nov.	21	at New Orleans	20	86	11	0	1	2	2	0
Nov.	27	New England	24	67	6	0	2	22	18	0
Dec.	4	at Baltimore	24	102	10	0	3	18	8t	1
Dec.	10	Pittsburgh	16	34	5	0	2	7	5	0
Dec.	16	at Miami	11	45	9	0	4	47	21	1
TOTALS			160	654	19	1	21	172	21	3

			1984 RUSHING				1984 RECEIVING			
			ATT	YDS	LG	TD	NO	YDS	LG	TD
Sept.	2	at Indianapolis	29	112	10	0	1	5	5	0
Sept.	6	Pittsburgh	12	30	16	0	0	0	0	0
Sept.	16	Cincinnati	26	150	33t	2	2	32	20	0
Sept.	23	at Buffalo	24	112	25	0	2	17	12	0
Sept.	30	New England	13	36	6	0	2	12	11	0
Oct.	7	at Kansas City	19	107	16	0	2	20	17	0
Oct.	14	at Cleveland	11	54	8t	1	2	10	6	0
Oct.	21	Kansas City	DID NOT PLAY — RIBS							
Oct.	28	at New England	17	110	53	0	1	28	28	0
Nov.	4	Miami	20	132	52	1	4	29	12	0
Nov.	11	Indianapolis	DID NOT PLAY — RIBS							
Nov.	18	at Houston	20	69	9	0	3	43	32	0
Nov.	26	at Miami	24	116	39	0	3	64	28t	1
Dec.	2	Giants	14	42	9	0	3	34	14	0
Dec.	8	Buffalo	INJURED RESERVE — BROKEN RIB (Dec. 5)							
TOTALS			229	1070	53	4	25	294	32	1

			1985 RUSHING				1985 RECEIVING			
			ATT	YDS	LG	TD	NO	YDS	LG	TD
Sept.	8	at L.A. Raiders	17	44	6	0	0	0	0	0
Sept.	15	Buffalo	18	192	69	2	3	35	19	0
Sept.	22	at Green Bay	25	64	11	0	2	37	25	0
Sept.	29	Indianapolis	25	115	18	0	4	53	19	0
Oct.	6	at Cincinnati	21	57	11	0	2	19	16	0
Oct.	14	Miami	28	173	20	0	3	46	20	0
Oct.	20	at New England	DID NOT PLAY — RIBS							
Oct.	27	Seattle	22	151	30	0	2	28	16	1
Nov.	3	at Indianapolis	26	149	20	1	4	18	7	0
Nov.	10	at Miami	26	107	13	0	4	56	16	1
Nov.	17	Tampa Bay	8	41	15	0	1	4	4	0
Nov.	24	New England	5	9	6	0	0	0	0	0
Nov.	28	at Detroit	DID NOT PLAY — ANKLE							
Dec.	8	at Buffalo	27	92	10	0	4	36	15	0
Dec.	14	Chicago	20	63	10	0	3	42	22	0
Dec.	22	Cleveland	26	74	12	0	6	53	18	0
TOTALS			294	1331	69	3	38	427	25	2

			1986 RUSHING				1986 RECEIVING			
			ATT	YDS	LG	TD	NO	YDS	LG	TD
Sept.	7	at Buffalo	21	72	12	0	2	35	26	0
Sept.	11	New England	8	23	7	0	1	12	12	0
INJURED RESERVE — DISLOCATED ELBOW (Sept. 15)										
REACTIVATED — Oct. 20										
Oct.	20	Denver	15	44	11	0	2	26	23	0
Oct.	26	New Orleans	17	28	13	1	3	26	11	0
Nov.	2	at Seattle	25	84	12	1	4	30	11	0
Nov.	9	at Atlanta	22	61	8	1	4	23	9	0
Nov.	16	Indianapolis	18	104	40	0	4	23	14	0
Nov.	24	at Miami	16	88	22	0	5	59	17	0
Nov.	30	L.A. Rams	20	74	14	0	7	53	13	0
Dec.	7	at San Francisco	12	35	15	0	6	44	10	1
Dec.	13	Pittsburgh	23	137	30	0	6	51	16	0
Dec.	21	at Cincinnati	17	106	19	2	5	28	15	0
TOTALS			214	856	40	5	49	410	26	1

McNEIL (continued)

			1987 RUSHING				1987 RECEIVING			
			ATT	YDS	LG	TD	NO	YDS	LG	TD
Sept.	13	at Buffalo	21	68	11	0	2	13	9	0
Sept.	21	New England	8	30	27	0	4	56	57	0
Oct.	25	at Washington	12	16	8	0	2	8	4	0
Nov.	1	Indianapolis	7	37	9	0	2	18	14	0
Nov.	9	Seattle	7	42	17	0	3	34	26	0
Nov.	15	at Kansas City	26	184	30	0	1	8	8	0
Nov.	22	Buffalo	20	103	16	0	2	26	20	0
Nov.	29	Cincinnati	19	49	13	0	7	79	22	1
Dec.	7	at Miami	1	1	1	0	1	20	20	0
Dec.	13	at New England	INACTIVE — HAMSTRING							
Dec.	20	Philadelphia	INACTIVE — HAMSTRING							
Dec.	27	at NY Giants	INACTIVE — HAMSTRING							

TOTALS ..... 121 530 30 0 24 262 57 1

			1988 RUSHING				1988 RECEIVING			
			ATT	YDS	LG	TD	NO	YDS	LG	TD
Sept.	4	at New England	17	48	14	0	5	29	11	0
Sept.	11	at Cleveland	12	28	7	0	3	32	25	0
Sept.	18	Houston	10	26	8	1	1	4	4	0
Sept.	25	at Detroit	14	43	10	0	4	45	14	1
Oct.	2	Kansas City	22	154	28	0	3	23	19	0
Oct.	9	at Cincinnati	13	50	12	0	2	18	11	0
Oct.	17	Buffalo	7	23	13	0	1	9	9	0
Oct.	23	at Miami	17	87	13	0	4	25	10	0
Oct.	30	Pittsburgh	16	47	9	1	2	16	10	0
Nov.	6	at Indianapolis	8	40	10	0	1	18	18	0
Nov.	13	New England	9	44	13	1	2	32	16	0
Nov.	20	at Buffalo	12	61	9	0	2	18	14	0
Nov.	27	Miami	14	72	13	1	2	11	8	0
Dec.	4	at Kansas City	13	76	15	0	0	0	0	0
Dec.	10	Indianapolis	23	100	13	1	1	4	4	0
Dec.	18	NY Giants	12	45	9	1	1	4	4	0

TOTALS ..... 219 944 28 6 34 288 25 1

McNEIL'S RUSHING vs. OTHER NFL TEAMS  
1981-1988

	GP	ATT	YDS	AVG	LG	TD	---BEST GAME---			
							YEAR	ATT	YDS	TD
Atlanta	1	22	61	2.8	8	1	1986	22	61	1
Buffalo	9	153	739	4.8	69	2	1985	18	192	2
Chicago	1	20	63	3.2	10	0	1985	20	63	0
Cincinnati	6	109	490	4.5	43	4	1984	26	150	2
Cleveland	4	53	177	3.3	12	2	1984	11	54	2
Denver	1	15	44	2.9	11	0	1986	15	44	0
Detroit	2	30	92	3.1	14	0	1982	16	49	0
Green Bay	3	59	219	3.7	36	0	1982	16	85	0
Houston	3	47	165	3.5	14	1	1981	17	70	0
Indianapolis	10	206	975	4.7	40	5	1985	26	149	1
Kansas City	5	92	604	6.6	30	0	1987	26	184	0
L.A. Raiders	1	17	44	2.6	6	0	1985	17	44	0
L.A. Rams	2	28	101	3.6	14	0	1986	20	74	0
Miami	13	222	1180	5.1	52	2	1985	28	173	0
Minnesota	1	18	82	4.7	15	2	1982	18	82	2
New England	11	146	556	3.8	53	2	1984	17	110	0
New Orleans	2	37	114	3.1	13	1	1984	20	86	0
Giants	2	26	87	3.4	9	1	1988	12	45	1
Pittsburgh	5	74	291	3.9	30	1	1986	23	137	0
San Diego	1	23	120	5.2	17	1	1983	23	120	1
San Francisco	1	12	35	2.9	15	0	1986	12	35	0
Seattle	5	82	445	5.4	30	1	1985	22	151	0
Tampa Bay	2	22	94	4.3	18	2	1982	14	53	2
Washington	1	12	16	1.3	8	0	1987	12	16	0
TOTALS	92	1525	6794	4.5	69	28				

SCOTT

# Mersereau

# 94

DT-DE 6-3 280 4/8/65

Southern Connecticut

Free Agent, 1987 3rd Season



**PRONOUNCED:** MUR-sir-ROW

**PRO:** "Scott made great progress in his 2nd season and we feel he is an excellent prospect to become an outstanding NT," said Walton. "Like all the young players he had ups and downs, but he continued to bounce back and was productive late in the year." ...**1988:** started 15 games at NT...registered 68 total tackles (43 solos) and was 4th on squad with 4½ sacks...was 2nd on team with 17 QB pressures...had 1½ sacks at DET and 1 each vs. GIA, HOU and PIT...had season high 8 tackles vs. HOU...did not start but played at IND to rest sore hamstring...**1987:** played 13 games and started 4 (3 at NT, 1 at LE) in 1987...finished with 39 tackles (26 solos) and 1½ sacks...was signed as a FA on Sept. 23 and started at NT during the 3 replacement games where he was very impressive...had 10 tackles and 1½ sacks at IND...also had 9 tackles vs. DAL and 1 fumble recovery vs. SEA...was kept on roster following the strike as a result of the potential he showed...started at LE vs. CIN for the injured Marty Lyons and registered 5 tackles...can play both DT and DE...was originally 1987 5th round pick of the Rams who released him on last cut.

**COLLEGE:** Was starting DT his junior and senior years...finished 2nd on team as senior with 71 tackles and 8 sacks...had 47 tackles and 5 sacks as junior.

**PERSONAL:** Single...has degree in economics...avid weightlifter who finished 2nd to Timmy Cofield in NFL Strongest Man competition last year...played football and baseball at Riverhead High in his birthplace and hometown of Riverhead, NY.

**ADDITIONAL CAREER STATS:** GP/S (29/19 total): 1987 (13/4), 1988 (16/15). Total tackles (107): 1987 (39), 1988 (68). Sacks (6): 1987 (1½), 1988 (4½). FR: 1987 (1), 1988 (1).

RICH

# Miano

# 36

S 6-0 200 9/3/62

Hawaii

Draft 6b, 1985 5th Season



**PRO:** "We have been very pleased with Rich's development over the last couple of years," said Walton. "He has developed into a QB-type in our secondary especially with all the young people around him." ...**1988:** started 16 games at SS...his play in 1987 and then in 1988 preseason enabled him to emerge as the starter...finished 3rd on team with 112 tackles and 12 passes defended and 2 INT...held Ozzie Newsome to just 2 short catches at CLE...had 10 tackles vs. GIA and did good job covering Mark Bavarro...had team high 9 tackles and ½ sack vs. IND...made key INT at MIA with 3:46 left to set up clinching TD in addition to 7 tackles and 3 passes defended...**1987:** played 12 games and started 11 at LS...took over as the starter for the season after Lester Lyles was injured in the opening game...finished season with a team high 8 passes defended along with 73 tackles (49 solos), 4th best on the squad...also tied for team high with 3-24 INTs...had an INT in 1st 1987 start vs. NE...earned game ball vs. CIN after returning blocked FG 67-yards

## MIANO (continued)

for winning TD (only TD of high school, college or pro career) with only 1:48 left in game...also added INT in CIN next drive to seal victory...**1986:** played 14 games and started 1 (in special formation at CIN)...missed games vs. MIA and IND with ankle problem which hampered him throughout season...primarily played on special teams during season...**1985:** played 16 games and started 1 at FS...started at FS at NE for the injured Johnny Lynn and played well...had 2 INTs vs. BUF...was also used in dime passing situations and was a key special teams player with 8 tackles on coverage...runs the 40 in 4.6...drafted with pick obtained from DEN for Stan Blinka.

**COLLEGE:** 1st team All-WAC as senior when he led team in tackles...was runner-up in voting for WAC Defensive Player of the Year as junior, while picked all-WAC...was originally a swimmer-diver before joining squad as a walk-on in 1980...was red-shirted in 1981 and broke into starting lineup in 1982.

**PERSONAL:** Wife Kelley...majored in education...worked as volunteer coach at Hawaii this offseason...was honorary chairman for Hawaii's Heart Assoc...was also involved in Say No To Drugs program during offseason...has done volunteer work for Special Olympics...was track and diving standout at Kaiser High in his hometown of Honolulu, HI...was born in Newton, MA and moved to Hawaii during early high school years.

**PRO CAREER STATS:** GP/S (58/29 total): 1985 (16/1), 1986 (14/1), 1987 (12/11), 1988 (16/16). Total tackles (247): 1985 (49), 1986 (13), 1987 (73), 1988 (112). Interceptions (7): 1985 (2-9), 1987 (3-24), 1988 (2-0). FRs: 1987 (1) FG returned 67 yards for TD vs. CIN. Passes defended (25): 1985 (4), 1986 (1), 1987 (8), 1988 (12). FF: 1988 (1).



## GERALD

# Nichols

# 77

DT-DE 6-2      267      2/10/64  
Florida State  
Draft 7, 1987      3rd Season

**PRO:** "We refer to Gerald as our '6th man' for his uncanny ability to come off the bench and make things happen," said Walton. "He accepts his role and is an excellent team player. Gerald's tremendous quickness and acceleration enables him to be an effective 3rd down rusher."...**1988:** played 16 games and started 2...played mainly in passing situations and responded with 24 tackles, 1½ sacks and 1 FF...started for injured Scott Mersereau at NT at IND and at DE in 4-man line vs. MIA...was also dropped into coverage as a LB in certain defenses...**1987:** played 13 games and started 5 at NT...finished the season with 29 tackles (20 solos) and 2½ sacks...was named the starting NT midway through the preseason after recording 1½ sacks...opened the season with ½ sack, 3 pressures and 2 tackles at BUF...followed that with 1 sack and 6 tackles vs. NE the next week...was used in passing situations in the final 7 games when Joe Klecko returned to the lineup...is extremely quick and bench presses over 425 pounds...runs the 40 in 4.85.

**COLLEGE:** Honorable mention All-America as DT in senior year when he led team with 19 pressures in addition to 59 tackles and 1 sack...paced team with 5½ sacks as junior and was honored with team's leadership award...as sophomore he tied Alphonso Carreker's mark of 2nd most sacks in a year with 8.

**PERSONAL:** Single...has degree in psychology...ran the Florida chapter of the Marty Lyons Foundation during offseason...also worked for an insurance company...was highly recruited NT coming out of Hazelwood East High in his hometown and birthplace of St. Louis, MO...was also president of student council in high school.

**PRO CAREER STATS:** GP/S (29/7): 1987 (13/5), 1988 (16/2). Total tackles (53): 1987 (29), 1988 (24). Sacks (4): 1987 (2½), 1988 (1½). FF: 1988 (1).

## KEN O'Brien

# 7

QB 6-4 200 11/27/60

Cal.-Davis

Draft 1, 1983

6th Season



**PRO:** "Kenny had a very maturing 1988 season and we're proud of his development as a steady and influential leader," said Walton. "He showed great character coming off the bench to help us win during the period he was recovering from a troublesome shoulder. Kenny has proven he can win in this league and when healthy he can throw with the best. Last year he learned to avoid sacks, get rid of the ball along with keeping his INT rate low which is a plus."...**1988:** played 14 games and started 12...finished 6th in AFC passer ratings at 78.6 with 236-424-2567-15 TD-7 INT...led NFL in lowest INT pct. of 1.7...has the lowest career INT rate of any active NFL passer with 2.5%...career passer rating of 85.0 is 6th best in NFL history...put together streak of 211 passes without INT, 2nd longest in NFL history to Bart Starr's 294...led Jets to comeback victories in 3 of last 4 games coming off the bench vs. MIA and IND for Pat Ryan and started GIA game and earned game ball with 16-26-214-2 TD including game winning 5-yard audible TD pass to Al Toon with 37 seconds left...also shared game ball honors with Ryan in 38-34 win over MIA when he was 6-9-92-2 TDs in 4th quarter...tossed 3 TD passes vs. HOU and at MIA for career total of 10 3-TD games...was benched in week #12 as Walton switched to Pat Ryan to "give the team a lift"...shoulder problem hindered him the following 4 games before being named as the starter in the finale vs. GIA...has had 13 games of better than 300-yards passing in 47 NFL starts...ranks 2nd to Joe Namath in club record book with 11 300-yard games and 2-400 yard games...has the highest completion percentage (59.4%) of any QB in Jets' history...**1987:** played and started 12 games and finished season 234-393-2696-13 TD-8 for a 82.8 passer rating, the 8th best in the AFC...had the lowest INT percentage (2.0) in the NFL and his completion rate (59.5%) was 4th best in the AFC...was runner-up to Al Toon in teammates' MVP voting for 2nd straight season...was exceptional vs. NE in week #2 with 19-26-313-1 TD...led NFL prior to strike with passer rating of 110.6 and 70.5% completions...given game ball vs. SEA with 23-30-226-1 TD outing...completed less than 50% of his passes in only 1 game in 1987 (vs. BUF)...**1986:** started 14 games and played 15 in 1986 with stats of 300-482-3690-25 TD-20 INT for a 85.8 passer rating, 5th best in AFC, 6th in NFL...was named as Pro Bowl alternate and All-NFL honorable mention by AP...his yardage was 3rd best in club history and completions were 2nd most by a Jet...the TD total equalled his personal best of 1985, 1 shy of club record...his club record completion percentage of 62.2 was best in AFC and tied for 2nd in NFL...was named AFC Offensive Player of the Month in September and Co-Offensive Player of the Week (with Wesley Walker) vs. MIA when he was 29-43 for a career high 479 yards and 4 TDs to Walker...in that game he took team 80 yards in 1:04 to tie it on final play and 78-yards in 2:35 to win it on 43-yard TD pass in OT...engineered last minute win vs. BUF and was awarded with game ball when he took Jets 80 yards in final 1:58 for 14-13 win playing on sprained knee...missed next game (week #6 at NE) and didn't start vs. DEN the next week, but relieved injured Pat Ryan with 3:02 left in 1st half, and on 2nd play back hit Walker with 23-yard TD for 20-0 lead...returned as starter vs. NO and was 20-32-258 with 3 TD passes to Al Toon...was named AFC Offensive Player

**O'BRIEN** (continued)

of the Week after SEA performance of 26-32-431-4 TDs for a maximum passer rating of 158.3...had another 3-TD day the next week at ATL and was given game ball when he set club record with 17 consecutive complete passes tied for 3rd best in NFL history...in team's 5-game losing streak at end of season he threw only 2 TDs and 12 INTs...was hampered by sprained pinky on throwing hand in final weeks, which caused him to miss out on a Pro Bowl appearance...did not play in wild-card playoff win vs. KC, and was 11-19-134 replacing injured Ryan at CLE the following week...**1985:** he wound up as the only Jet to lead the NFL in passer ratings with 96.4 mark...was voted MVP by teammates and went to the Pro Bowl as an alternate filling in for the injured Dan Marino...was tied with Freeman McNeil as runner-up to Marcus Allen for AFC in *USA Today's* NFL players poll...was honored as AFC MVP by the Washington D.C. Touchdown Club...in first full year as starter he passed for 2nd most yards in Jets' history (3,888)...his INT pct. (1.6 with only 8 INTs) was lowest in NFL and his completion pct. (60.9) was best in the AFC and 2nd to Joe Montana in the NFL...his TD to INT ratio was best in NFL...was sacked more than any NFL QB in 1985, 62 times...established Jets record by becoming the only QB to have 3 consecutive 300-yard games...had 2 of the longest passes in NFL in 1985, — a 96-yarder to Wesley Walker (the longest in club history), and an 88-yarder, the 3rd best in the AFC and 4th longest in club annals...was named AFC Offensive Player of the Month in Nov. 1985 when he was 108-166-1,516-13 TDs-1 INT during 5-game stretch...was 23-30-367 before being forced to leave playoff game vs. NE early in 3rd quarter due to concussion...**1984:** played in 10 games, the final 5 as starting QB following injuries to Pat Ryan...was named starting QB by Walton prior to preseason, but became involved in 4-week court case the week prior to regular season opener causing him to miss 4 weeks of practice and loss of starting role...**1983:** did not play during season...only 4th QB taken by club in 1st round (others were Sandy Stephens-1962, Joe Namath-1965 and Richard Todd-1976)...24th player selected in 1983 draft, 5th QB.

**COLLEGE:** Was consensus Div. II All-America and NCAC Offensive MVP following brilliant senior year when he was 217-349-2,976-23TDs-8INTs...set school marks in passing yards (6,637), attempts (820), completions (470), TD passes (44), and TD passes in a season (23)...began career at Sacramento St. but transferred to Cal.-Davis which used a pro-style offense under Jim Sochor.

**PERSONAL:** Wife Stacey...daughter Taylor 2, son Kelly 1...has degree in political science...uses a knapsack as his luggage on road trips...is regional chairman for MD in NY area...father Ken, Sr. is an orthopedic surgeon...football standout at Jesuit High in his hometown of Sacramento, CA...born in Brooklyn, NY but his family moved to the West Coast when he was 3...still has a great deal of family in the NY area...while visiting relatives in NY during high school he visited summer practices at the Jets' training camp and lists talking with Joe Namath as one of his biggest thrills.

*When Kenny gets in that huddle, that play is coming out with some authority and they know when he's calling that thing that he has total understanding of what's going on. He's a coach on the field.*

—Jets QB coach Zeke Bratkowski

**KEN O'BRIEN'S PASSING STATISTICS**

		GP/S	ATT-COMP	YDS	PCT	LG	TD	INT	RATING
			ACTIVE 16 GAMES BUT DID NOT PLAY						
1983	JETS								
1984	JETS	10/5	203-116	1402	.571	49	6	7	74.3
1985	JETS	16/16	488-297	3888	.609	96†	25	8	96.4*
1986	JETS	15/14	482-300	3690	.622	83†	25	20	85.8
1987	JETS	12/12	393-234	2696	.595	59	13	8	82.8
1988	JETS	14/12	424-236	2567	.557	50†	15	7	78.6
<b>TOTALS</b>		<b>67/59</b>	<b>1990-1183</b>	<b>14,243</b>	<b>.594</b>	<b>96†</b>	<b>84</b>	<b>50</b>	<b>85.0</b>

\*Led NFL

**POSTSEASON PASSING**

1985	JETS	1/1	17-13	149	.765	24	1	1
1986	JETS	1/0	19-11	134	.579	31	0	0
<b>TOTALS</b>		<b>2/1</b>	<b>36-24</b>	<b>283</b>	<b>.667</b>	<b>31</b>	<b>1</b>	<b>1</b>

**ADDITIONAL CAREER STATS:** Rushing-1984 (16-29-7-0), 1985 (25-58-22-0), 1986 (17-46-11-0), 1987 (30-61-11-0), 1988 (21-25-17-0). F/L: 47/26 1988: (11/4). Jets FR: 14 (2 in 1988). Sacked/Yards Lost (171/1551): 1984 (22/168), 1985 (62/399), 1986 (40/353), 1987 (50/364), 1988 (37/267).

**CAREER HIGHS**

**PASS ATTEMPTS** — 49 vs. Philadelphia, Dec. 20, 1987 (49-25-301-2-0)  
**COMPLETIONS** — 29 vs. Miami, Sept. 21, 1986 (29-43-479-4-1)  
**YARDS PASSING** — 479 vs. Miami, Sept. 21, 1986 (29-43-479-4-1)  
**LONGEST COMPLETION** — 96t (Walker) at Buffalo, Dec. 8, 1985  
**TD PASSES** — 5 vs. Tampa Bay, Nov. 17, 1985 (23-30-367-5-1)  
**INTERCEPTIONS** — 3-three times, last at Cincinnati, Dec. 21, 1986 (13-27-106-0-3)  
**TIMES SACKED** — 10 at L.A. Raiders, Sept. 8, 1985 (10-61)

**1984 PASSING**

		ATT-COMP	YDS	LG	TD	INT	YLAP
Sept. 2	at Indianapolis	DID NOT PLAY					
Sept. 6	Pittsburgh	DID NOT PLAY					
Sept. 16	Cincinnati	0-0	0	0	0	0	0/0
Sept. 23	at Buffalo	DID NOT PLAY					
Sept. 30	New England	DID NOT PLAY					
Oct. 7	at Kansas City	DID NOT PLAY					
Oct. 14	at Cleveland	DID NOT PLAY					
Oct. 21	Kansas City	1-1	9	9	0	0	0/0
Oct. 28	at New England	9-6	81	28	1	0	2/16
Nov. 4	Miami	0-0	0	0	0	0	0/0
Nov. 11	Indianapolis	13-5	50	14	0	1	3/22
Nov. 18	at Houston	36-19	226	35	0	1	3/23
Nov. 26	at Miami	39-21	267	28t	1	1	3/22
Dec. 2	Giants	41-28	351	37	1	1	3/21
Dec. 8	Buffalo	30-17	217	39t	1	1	2/14
Dec. 16	at Tampa Bay	34-19	201	49	2	2	6/40
<b>TOTALS</b>		<b>203-116</b>	<b>1402</b>	<b>49</b>	<b>6</b>	<b>7</b>	<b>22/158</b>

**1985 PASSING**

		ATT-COMP	YDS	LG	TD	INT	YLAP
Sept. 8	at L.A. Raiders	29-16	192	22	0	2	10/61
Sept. 15	Buffalo	24-16	181	35	2	0	1/13
Sept. 22	at Green Bay	27-14	138	25	1	0	3/18
Sept. 29	Indianapolis	30-20	240	39t	1	0	2/13
Oct. 6	at Cincinnati	28-19	211	38	1	1	4/33
Oct. 14	Miami	28-18	239	21	1	0	1/8
Oct. 20	at New England	31-15	246	53	0	1	5/26
Oct. 27	Seattle	25-13	182	33	2	1	7/59
Nov. 3	at Indianapolis	25-16	164	17	3	0	2/16
Nov. 10	at Miami	43-26	393	44	2	0	5/22
Nov. 17	Tampa Bay	30-23	367	78t	5	1	1/7
Nov. 24	New England	33-20	311	88t	1	0	6/20
Nov. 28	at Detroit	35-23	281	48	2	0	7/42
Dec. 8	at Buffalo	40-25	370	96t	3	1	1/3
Dec. 14	Chicago	26-12	122	22	0	0	4/33
Dec. 22	Cleveland	34-21	251	39t	1	1	3/25
<b>TOTALS</b>		<b>488-297</b>	<b>3888</b>	<b>96t</b>	<b>25</b>	<b>8</b>	<b>62/399</b>

**1986 PASSING**

		ATT-COMP	YDS	LG	TD	INT	YLAP
Sept. 7	at Buffalo	25-18	318	71t	2	0	3/31
Sept. 11	New England	30-16	180	22	0	2	4/29
Sept. 21	Miami	43-29	479	65t	4	1	3/30
Sept. 28	at Indianapolis	32-19	184	19	1	2	2/18
Oct. 5	Buffalo	39-29	288	36t	2	1	2/16
Oct. 12	at New England	DID NOT PLAY — KNEE					
Oct. 20	Denver	12-5	52	23t	1	0	5/51
Oct. 26	New Orleans	32-20	258	62t	3	0	4/32
Nov. 2	at Seattle	32-26	431	83t	4	0	2/12
Nov. 9	at Atlanta	33-26	322	59t	3	0	0/0
Nov. 16	Indianapolis	35-20	237	47	3	2	2/19
Nov. 24	at Miami	21-11	168	30	0	1	2/18
Nov. 30	L.A. Rams	47-28	272	31	0	2	1/11

## O'BRIEN (continued)

## 1986 PASSING (continued)

		ATT-COMP	YDS	LG	TD	INT	YLAP
Dec. 7	at San Francisco	44-20	198	22	1	3	4/37
Dec. 13	Pittsburgh	30-20	197	241	1	3	5/39
Dec. 21	at Cincinnati	27-13	106	17	0	3	4/33
<b>TOTALS</b>		<b>482-300</b>	<b>3690</b>	<b>831</b>	<b>25</b>	<b>20</b>	<b>40/353</b>

## 1987 PASSING

		ATT-COMP	YDS	LG	TD	INT	YLAP
Sept. 13	at Buffalo	35-24	276	55	2	1	4/15
Sept. 21	New England	26-19	313	59	1	0	5/38
Oct. 25	at Washington	27-18	174	24	1	1	7/48
Nov. 1	Indianapolis	29-15	174	22	0	1	7/61
Nov. 9	Seattle	30-23	226	35	1	0	2/16
Nov. 15	at Kansas City	22-14	132	21	1	0	4/30
Nov. 22	Buffalo	40-18	225	32	2	1	5/33
Nov. 29	Cincinnati	33-19	224	50	1	2	2/19
Dec. 7	at Miami	25-18	237	44	1	1	4/21
Dec. 13	at New England	43-22	229	28	1	1	4/32
Dec. 20	Philadelphia	49-25	301	51	2	0	3/25
Dec. 27	at Giants	34-19	185	26	0	0	3/26
<b>TOTALS</b>		<b>393-234</b>	<b>2696</b>	<b>59</b>	<b>13</b>	<b>8</b>	<b>50/364</b>

## 1988 PASSING

		ATT-COMP	YDS	LG	TD	INT	YLAP
Sept. 4	at New England	29-15	134	24	0	0	5/42
Sept. 11	at Cleveland	30-19	256	49	0	0	2/8
Sept. 18	Houston	26-17	260	50t	3	0	1/10
Sept. 25	at Detroit	38-27	253	26t	2	1	4/23
Oct. 2	Kansas City	48-27	288	24	0	1	3/18
Oct. 9	at Cincinnati	38-18	151	15	1	0	4/34
Oct. 17	Buffalo	30-18	191	26	0	1	5/37
Oct. 23	at Miami	37-18	174	35t	3	1	0/0
Oct. 30	Pittsburgh	33-14	132	26	1	0	3/20
Nov. 6	at Indianapolis	31-20	173	18	0	2	3/21
Nov. 13	New England	30-11	134	21	0	1	3/25
Nov. 20	at Buffalo	DID NOT PLAY					
Nov. 27	Miami	9-6	92	30	2	0	0/0
Dec. 10	Indianapolis	19-10	115	33t	1	0	2/13
Dec. 18	Giants	26-16	214	49	2	0	2/16
<b>TOTALS</b>		<b>424-236</b>	<b>2567</b>	<b>50t</b>	<b>15</b>	<b>7</b>	<b>37/267</b>

## O'BRIEN'S PASSING vs. OTHER NFL TEAMS

1984-88

	GP	ATT-COMP	YDS	TD	INT	YEAR	ATT-COMP	YDS	TD
Atlanta	1	33-26	322	3	0	1986	33-26	322	3
Buffalo	8	263-165	2066	14	6	1985	40-25	370	3
Chicago	1	26-12	122	0	0	1985	26-12	122	0
Cincinnati	5	126-69	692	3	6	1987	33-19	224	1
Cleveland	2	64-40	507	1	1	1985	34-21	251	1
Denver	1	12-5	52	1	0	1986	12-5	52	1
Detroit	2	73-50	534	4	1	1985	35-23	281	2
Green Bay	1	27-14	138	1	0	1985	27-14	138	1
Houston	2	62-36	486	3	1	1988	26-17	260	3
Indianapolis	8	214-125	1337	9	8	1985	20-20	240	1
Kansas City	3	71-42	429	1	1	1988	48-27	288	0
L.A. Raiders	1	29-16	192	0	2	1985	26-16	192	0
L.A. Rams	1	47-28	272	0	2	1986	47-28	272	0
Miami	9	245-147	2049	14	5	1986	43-29	479	4
New England	8	231-124	1628	4	5	1985	33-20	311	1
New Orleans	1	32-20	258	3	0	1986	32-20	258	3
Giants	3	101-63	750	3	1	1984	41-28	351	1
Philadelphia	1	49-25	301	2	0	1987	49-25	301	1
Pittsburgh	2	63-34	329	2	3	1986	30-20	197	1
San Francisco	1	44-20	198	1	3	1986	44-20	198	1
Seattle	3	87-62	839	7	1	1986	32-26	431	4
Tampa Bay	2	64-42	568	7	3	1985	30-23	367	5
Washington	1	27-18	174	1	1	1987	27-18	174	1
<b>TOTALS:</b>	<b>67</b>	<b>1990-1183</b>	<b>14243</b>	<b>84</b>	<b>50</b>				

OE

**Prokop****6**

6-2 224 7/7/60  
 Cal. Poly-Pomona  
 Free Agent, 1988 4th Season



**PRO:** "Joe worked hard, didn't let anything get him down and came through for us last year," said Walton. "He should be more comfortable with his situation in 1989 and that can only make him better. Joe has shown the dedication and hard work that can make anyone succeed." ...**1988:** averaged 38.9 on 85 punts, tying the club record for punts in a season...had 26 inside the 20, 2nd highest in the AFC...had net avg. of 34.2...placed 24 of his last 72 attempts (33%) inside the 20...only 34 of his 85 punts were returned for an avg. of 5.9 yards...dropped 3 inside the 20 in 5 games and had excellent hang time throughout the year...had best game vs. PIT with 7 for 44.1 avg...had another fine game at DET when he put 3 of the 5 punts inside the 20 and his hang time limited 3 punt returns to only 4 yards returned...won punting job following excellent preseason after being signed for the 2nd time by the Jets as a FA...**1987:** signed as a FA with San Diego, was released in training camp and then punted for the Chargers in the 3 replacement games...posted totals of 17-54-38.5 avg., 1 TB, 1 inside the 20 and 50 LG before being released...**1986:** was a FA with the Jets in 1986 preseason where he was 6-38.5 avg. before he was waived...**1985:** punted in 9 games for Green Bay in 1985 after being cut by Giants...was 56-2210-39.5, 6 TB, 9 inside the 20, 66 LG for the Packers before being released on Nov. 5...had recorded 7-48.1 avg. during 1985 preseason with the Giants...**1984:** was originally a FA with the L.A. Rams, but was released in training camp...is a left-footed punter.

**COLLEGE:** Was 2nd team all-conference as junior and senior after transferring from Minnesota...was also track standout as senior when he set conference record in both discus and shot put in the pentathlon.

**PERSONAL:** Single...has degree in physical education...ran a hunting clinic in MIN during offseason...3-sport letterman at White Bear High in his hometown of White Bear Lake, MN...birthplace: St. Paul, MN.

**JOE PROKOP'S PUNTING STATISTICS**

	GP	NO	YDS	AVG	LG	IN 20	BLK
1985 GREEN BAY	9	56	2210	39.5	66	9	0
1987 SAN DIEGO	3	17	654	38.5	50	1	0
1988 JETS	16	85*	3310	38.9	64	26	0
<b>TOTALS</b>	<b>28</b>	<b>158</b>	<b>6174</b>	<b>39.0</b>	<b>66</b>	<b>36</b>	<b>0</b>

\*Tied a Jets record

GEORGE

**Radachowsky 25**

5-11 190 9/7/62  
 Boston College  
 Free Agent, 1987 5th Season



**PRO:** "To George's credit, when people counted him out he fought back and was a part of our success last year," said Walton. "We look at him as the kind of guy that you want to see make it."...**1988:** played 9 games and started 3 at FS...finished with 20

**RADACHOWSKY** (continued)

tackles, 1½ sacks and 4 passes defended...was activated from IR or Oct. 21 after suffering preseason knee injury...filled in for injured Erik McMillan vs. NE and in final 2 games vs. IND and GIA and played well...had 5 tackles and 2 passes defended vs. NE...filled in at FS in 2nd half at IND and had 5 tackles and 1 FF...served as dime back vs. PIT and had 1 sack...also played on special teams...**1987** played 8 games and started 3...finished season with 27 tackles (24 solos), 2 INTs and 4 passes defended...had the unusual distinction of being signed 4 times and waived 3 times during the 1987 season...was signed as a FA before training camp and let go on the last cut...was resigned for the replacement games and started 3 at RS...had INT vs. DAL and key 45-yard INT in OT vs. MIA to set up winning TD...was released on Oct. 26, resigned Oct. 28 and then waived again on Nov. 3 before returning again on Nov. 24...played the final 5 games of the season on special teams and totaled 3 tackles...**1984-86**: was originally drafted by the Rams in 1984 7th round...was traded to IND on Aug. 27 (for the pick the Rams used to draft Doug Flutie in 11th round) and played 16 games in 1984 with totals of 13 tackles, 1 FF and 16 special teams tackles (3rd best on team)...had only 2 tackles in 3 games played before being cut on Oct. 1 to make room for Leonard Coleman on the IND roster...resigned with the IND in 1986 but was released in preseason.

**COLLEGE**: 4-year starter at CB for Boston College...had 73 tackles and 7 INTs as senior...had total of 14 career INTs...was named All-New England (1981-83)...also played centerfield on the BC baseball team...college roommate of Doug Flutie.

**PERSONAL**: Single...has degree in marketing...painted houses during offseason...played football, baseball and basketball at Danbury High in his hometown and birthplace of Danbury, CT.

**PRO CAREER STATS**: GP/S (36/6 total): 1984: (16/0-IND), 1985 (3/0-IND), 1987 (8/3-Jets), 1988 (9/3-Jets). Total tackles (62): 1984 (13), 1985 (2), 1987 (27), 1988 (20). Interceptions: 1987 (2). Passes defended (9): 1984 (1), 1985 (0), 1987 (4), 1988 (4). Sacks: 1988 (1½). FF (2): 1984 (1), 1988 (1).

**KEN****Rose****92**

LB      6-1      204      6/9/62  
 Nevada-Las Vegas  
 Free Agent, 1987      3rd Season

**PRO**: "Ken did a good job for us last year in special situations," said Walton. "He is an excellent athlete with the desire to succeed," ...**1988**: played the last 12 games...came back from preseason elbow injury and was activated on Oct. 1...finished with 14 tackles and was 3rd on the team with 5 sacks...finished the season strong and had those 5 sacks in the last 2 games...was outstanding vs. GIA with 5 tackles and 3 sacks...had 5 tackles and 2 sacks vs. IND...was used as a LB in dime situations...also excellent special teams player who totalled 17 tackles...**1987**: played 10 games and started 3 at LB in 1987...finished with 31 tackles (26 solos) and 1½ sacks...was originally with the team in preseason and let go on last cut...was resigned for replacement games and started 3 at LB...led team with 10 tackles vs. MIA...showed good blitzing ability and had 1 sack vs. DAL...was inactive for 3 games following the strike before being placed on active roster for final 7 games for his outstanding special teams play...registered 9 tackles on coverage for the season...**1983-85**: played with Saskatchewan (CFL) in 1983-84...was also in the training camps at the Raiders (1985) and TB (1984)...had an incredible club record vertical jump of 45"...is one of the strongest players on team despite weighing only 215 pounds.

**COLLEGE:** Was All-America, All-PCAC and All-PCAC Strength Coach...set all UNLV weightroom records...lettered 4 years and started 3...had 54 tackles, 4 sacks and 1 INT as senior.

**PERSONAL:** Single...has degree in sociology...serves as a strength coach at UCLA during the offseason...also appears regularly on the HBO series *First and 10*...football and track standout at Christian Brothers High in his hometown and birthplace of Sacramento, CA.

**ADDITIONAL CAREER STATS:** GP/S (22/3 total): 1987 (10/3), 1988 (12/0). Total tackles (45): 1987 (31), 1988 (14). Sacks (6½): 1987 (1½), 1988 (5). FF: 1988 (1). Special teams tackles (26): 1987 (9), 1988 (17).

**PAT**

**Ryan**

**10**

QB 6-3 210 9/16/55

Tennessee

Draft 11, 1978

12th Season



**PRO:** "Pat is one of the premier backup QBs in the NFL and once again he proved that when needed he can come forward and lead our team," said Walton. "He is always prepared at a moments notice to come into a game and execute the game plan flawlessly. Pat and Kenny have tremendous mutual respect and both realize that you need 2 QBs to win in this league."...**1988:** played 16 games and started 4 at QB...finished with 63-113-807-5 TD-4 INT...was called upon as starter in week #12 at BUF by Walton to "give the team a lift"...the next week vs. MIA set career high for passing yardage with 27-43-341-2 TDs before leaving game in 3rd quarter with a concussion...he and O'Brien were both awarded with game balls that day...threw 2 TD passes at KC...was having off day in week #15 vs. IND and was 4-11-56-3 INT before being lifted for O'Brien in 2nd quarter...appeared at QB in 2 other games vs. HOU with Jets holding big lead and at IND with team trailing by large score...**1987:** played 13 games and started 1...was 32-53-314-4 TD-2 INT for the season...started and led Jets to OT win over MIA in the final replacement game with 30-49-301-4 TD...ran for his 1st NFL TD at MIA on fake FG from 8-yards out...saw spot duty at QB vs. NE and at KC and was used as the holder on FGs and PATs the rest of the season...**1986:** played 16 games and started 2 at QB in regular season and started both playoff games...was called upon to start at NE after Ken O'Brien suffered a sprained knee the week prior...led team to win with 14-25-148-1 TD outing...started the next week vs. DEN and was 9-10-73 and had Jets up 13-0 before suffering bruised ribs and left game with 3:02 left in 1st half...was named starting QB by Walton for KC playoff game to "give team a lift"...was awarded with game ball leading the win with 16-23-153-3 TD...provided the big play on QB draw, bolting 24 yards on 4th and 6 play from KC 33 to set up Jets 7-6 lead...was 6-11-103-1 TD the next week at CLE before leaving the game with a groin injury midway in 2nd quarter with score 7-7...**1985:** played 16 games, primarily as the holder on kick placements...played in 4th quarter vs. BUF and was 4-6-76, including a 50-yarder to Al Toon (his first NFL catch)...came on in relief duty early in 3rd quarter of playoff game vs. NE following O'Brien's concussion...responded with 10-17-84 outing including a TD pass to Mickey Shuler on his first drive in game...**1984:** played 16 games, including the first 11 as starting QB...was named starter prior to season opener following a successful preseason and O'Brien's absence due to his court case...awarded game ball after fine performances vs. CIN and KC...passed for 3 TDs vs. KC and BUF...was sidelined after suffering concussion at NE in week 9...suffered a rib injury and 2nd concussion in week 11 vs. IND leading to O'Brien's taking over...his

**RYAN** (continued)

determination and courage prompted teammates to call him "M Guts" ...**1983**: played 16 games, 2 at QB and finished 21-40-259-2-2 in 2nd half relief duties...**1982**: was holder for 9 games and finished 12-18-146-2-1 after playing 4 games...**1981**: appeared in 15 games and was used at QB in 4 games...threw 1st NFL TD pass at PIT that year.

**COLLEGE**: Was used primarily in passing situations in Tennessee's run-oriented offense...suffered a series of injuries that hampered his career...played behind Condredge Holloway as sophomore...was supposed to start season opener as a junior but broke collarbone in scrimmage and was redshirted...played little in 1976 and was part-time starter as senior.

**PERSONAL**: Wife Debbie...daughter Caity 3...has degree in transportation...has real estate license and began work in Knoxville TN during offseason ...enjoys tennis and golf...is on the board of directors in hometown Ronald McDonald House...runs a celebrity golf tournament every June to benefit Special Olympics...standout at Putnam City High and was football and baseball teammate of Seattle WR Steve Largent in his hometown of Oklahoma City OK....was MVP in Oklahoma-Texas High School All-Star game...birthplace: Hutchinson, KS.

**PAT RYAN'S PASSING STATISTICS**

		GP/S	ATT-COMP	YDS	PCT	LG	TD	INT
1978	JETS	2/0	14-9	106	.643	18	0	2
1979	JETS	1/0	4-2	13	.500	7	0	1
1980	JETS	14/0	0-0	0	.000	0	0	0
1981	JETS	15/0	10-4	44	.400	18	1	1
1982	JETS	9/0	18-12	146	.667	20t	2	1
1983	JETS	16/0	40-21	259	.525	36	2	2
1984	JETS	16/11	285-156	1939	.547	44t	14	14
1985	JETS	16/0	9-6	95	.667	50	0	0
1986	JETS	16/2	55-34	342	.618	36	2	1
1987	JETS	13/1	53-32	314	.604	35t	4	2
1988	JETS	16/4	113-63	807	.558	42t	5	4
<b>TOTALS</b>		<b>134/18</b>	<b>601-339</b>	<b>4065</b>	<b>.564</b>	<b>50</b>	<b>30</b>	<b>28</b>

**POSTSEASON PASSING**

1985	JETS	1/0	17-10	84	.588	13	1	1
1986	JETS	2/2	34-22	256	.647	42t	4	0
<b>TOTALS</b>		<b>3/2</b>	<b>51-32</b>	<b>340</b>	<b>.627</b>	<b>42t</b>	<b>5</b>	<b>1</b>

**ADDITIONAL CAREER STATS**: Rushing: 1987 (4-5-8t-1), 1988 (5-22-15-0) F/L: 8/5 (1/1 in 1988). Jet FR: (2). Sacked/Yards lost: (44/295): 1979 (2/14) 1983 (1/3), 1984 (30/214), 1985 (0/0), 1986 (5/33), 1987 (1/7), 1988 (5/24).

**CAREER HIGHS**

**PASS ATTEMPTS** — 49 vs. Miami, Oct. 18, 1987 (30-49-30t-4-2)  
**COMPLETIONS** — 30 vs. Miami, Oct. 18, 1987 (30-49-30t-4-2)  
**YARDS PASSING** — 341 vs. Miami, Nov. 27, 1987 (27-43-34t-2-1)  
**LONGEST COMPLETION** — 50 (Toon) vs. Buffalo, Sept. 15, 1985 (4-6-760-0)  
**TD PASSES** — 4 vs. Miami, Oct. 18, 1987 (30-49-30t-4-2)  
**INTERCEPTIONS** — 3—two times, last vs. Indianapolis, Dec. 10, 1988 (4-11-36-0-3).  
**TIMES SACKED** — 6 vs. New England, Sept. 30, 1984 (6-39)

**1988 PASSING**

		ATT-COMP	YDS	LG	INT	TD	YLR
Sept. 4	at New England	HOLDER ONLY					
Sept. 11	at Cleveland	HOLDER ONLY					
Sept. 18	Houston	5-5	52	23t	1	0	0/0
Sept. 25	at Detroit	HOLDER ONLY					
Oct. 2	Kansas City	HOLDER ONLY					
Oct. 9	at Cincinnati	HOLDER ONLY					
Oct. 17	Buffalo	HOLDER ONLY					
Oct. 23	at Miami	HOLDER ONLY					
Oct. 30	Pittsburgh	HOLDER ONLY					
Nov. 6	at Indianapolis	6-4	30	10	0	0	0/0
Nov. 13	New England	HOLDER ONLY					
Nov. 20	at Buffalo	23-10	130	23	0	0	2/1

1988 PASSING (continued)

		ATT-COMP	YDS	LG	INT	TD	YLAP
Nov. 27	at Miami	43-27	341	35	2	1	1/7
Dec. 4	at Kansas City	25-13	198	42t	2	0	2/6
Dec. 10	Indianapolis	11-4	56	21	0	3	0/0
Dec. 18	Giants	HOLDER ONLY					
<b>TOTALS</b>		<b>113-63</b>	<b>807</b>	<b>42t</b>	<b>4</b>	<b>5</b>	<b>5/24</b>

**ADAM**

**Schreiber**

**75**

C-G 6-4 285 2/20/62

Texas

Waivers, 1988

6th Season



**PRO:** "Adam did an outstanding job as our long snapper in Guy Bingham's absence and we were pleased to acquire him," said Walton. "He also showed he has the capabilities to compete for a job. How he prepares could help to determine that."...**1988:** played the final 7 games of the year for the Jets as the deep snapper...was acquired on waivers from PHI on Oct. 19...was cut by Eagles when they signed Ron Solt...had been used to snap in 6 games by the PHI in 1988 in addition to backing up at both G positions...can play all 5 line positions...**1987:** went on to be one of 4 PHI linemen to start all 12-non-strike games...**1986:** signed as a FA with PHI on Oct. 16 and saw action in the final 9 games, mostly on special teams and as snapper...spent that preseason with NO but was let go on the final cut...**1984-85:** was originally a 9th round pick by SEA in 1984...was cut in training camp and resigned on Oct. 10...appeared in 6 games in 1984...was cut by SEA in 1985 preseason and signed as FA with NO on Nov. 20 and played in 1 game.

**COLLEGE:** 4-year letterman...played all offensive line positions for Longhorns.

**PERSONAL:** single...majored in business. works during off-seasons as salesman for long distance telephone systems...collects stamps and coins...attended Butler High in his hometown of Huntsville, AL.

**PRO CAREER STATS:** GP/S (41/12 total): 1984 (6/0-SEA), 1985 (1/0-NO), 1986 (9/0-PHI), 1987 (12/12-PHI), 1988 (6/0-PHI, 7/0-Jets).

**MICKEY**

**Shuler**

**82**

TE 6-3 231 8/21/56

Penn State

Draft 3, 1978

12th Season



**PRO:** "Mickey had another outstanding season. He became one of our leaders and set an excellent example for our younger players," said Walton. "In my mind he's got to be ranked as one of the premier TEs in the game. Mickey made a lot of clutch catches, particularly in 3rd down situations."...**1988:** started 15 games at TE...was 5th in AFC in receptions and led all AFC TEs (no other TE was even in the top 20) with 70-805-11.5 avg.-5 TDs, the 2nd best on the team...was voted to the Pro Bowl for the 2nd time in career...was also 2nd team All-NFL by AP and consensus All-AFC 1st team...Entering 1988 has caught a pass in 79 consecutive games, the club record and the 4th longest streak currently in the NFL behind Largent, Newsome and Monk...has now reached the 50 catch level in 4 of the last 5 seasons...over the last 5 seasons has a remarkable 326

**SHULER** (continued)

catches, more than any other NFL TE and surpassed only by Craig, Monk and Largent...was voted game ball vs. IND for superb blocking, leadership and 2-20 receiving...had career high 12-152 vs. KC...had 9-91-2 TD vs. MIA, his first 2 TD game since 1985...sat out BUF game with pinched nerve suffered in CIN...had 5 or more catches in 10 of 15 games played last season...**1987**: played 11 games and started 10...finished season with 43-434-3-TDs, the 3rd most receptions among AFC TEs and 4th in the NFL...had season high 7-63-1 TD at BUF on opening day, including his 300th career catch...suffered badly sprained ankle in closing minutes vs. SEA but recovered quickly and only missed 1 game...**1986**: started 16 games and was teams' 2nd leading receiver with 69-675-4 TDs...was voted to Pro Bowl and was All-NFL honorable mention by AP and All-AFC 2nd team by UPI...his 69 catches were 2nd among TEs in NFL to Christensen and 8th in AFC overall...caught winning 36-yard TD pass with :57 remaining to key 14-13 win over BUF...**1985**: played 16 games and started 13 in 1985...topped all NFL TEs in TD production with 7 and was 2nd only to Todd Christensen in catches with 76 for 879 yards...the 76 catches were 5th best among all AFC receivers...was 2nd team All-NFL by NEA and All-NFL honorable mention by AP, and Pro Bowl alternate...voted game ball at BUF following 8-88-2 TD outing...had 3 TDs vs. TB while going 7-84...was 5-53-1 TD in playoff game vs. NE...missed a few starts in middle of season with abdominal muscle strain, but still played ...**1984**: started 16 games in his first year as regular...was 68-782-6 TDs, the 3rd most catches by NFL TEs and 10th best among NFL receivers...**1983**: played 16 games and started 7 while finishing 26-272-1 TD...**1982**: voted game ball by teammates after spectacular one-handed 51-yard catch and 20-yard TD reception on fake FG at MIN...**1981**: played in only final 6 regular season games after suffering separated shoulder in preseason...was used primarily in blocking situations and did not catch a pass in regular season...was 6-116-1 TD in wild-card playoff game vs. BUF...**1980**: played 16 games and started first 8 before being slowed with hand injury...**1978-79**: first 2 catches as a rookie in 1978 were TDs...played mainly on double-TE alignments in first 2 seasons...was the 4th TE taken in the 1978 draft.

**COLLEGE**: "We've had some fine tight ends at Penn State, but nobody has done as well consistently as Mickey, both blocking and catching," said Joe Paterno...finished career as school's 4th leading receiver with 66 catches for 1,016 yards, 16.9 avg....led Nittany Lions in receiving as a junior (21-281-12.9-3 TD) and senior (33-600-18.1-1)...3-year letterman.

**PERSONAL**: Wife Sue...daughters Nicole 10, Karah 8, Brooke 5, son Mickey, Jr. 3...has degree in health and physical education...competed in Superstars competition during offseason and was winning before a twisted ankle put him out of competition...went hunting during Pro Bowl in Hawaii and snared 2 wild boars and a goat...does volunteer work for Heart Fund and Big Brothers...a very knowledgeable fisherman...football, basketball and track captain at East Pennsboro (PA) High...makes L.I. his year-round home and operates his own business, Shuler's Local Steel & Supply Corp. and Tight-End Leasing in Mineola, L.I....birthplace: Harrisburg, PA...hometown: Enola, PA.

---

*If you've got a guy like Shuler going down the middle, he can create havoc for any team.*

—Kansas City's Carlos Carson

---

*I don't like to say a lot. I'd rather have everybody else speak for me. I've never been the celebrated athlete, the guy that gets all the headlines or gotten the publicity. Everything I've gotten I've earned. I give the quotes like they did in Bull Durham—"I'm gonna go out there and play one game at a time," all the cliches. It doesn't make for easy writing. It's always the same because I don't see it any different.*

—Mickey Shuler

## MICKY SHULER'S RECEIVING STATISTICS

		GP/S	NO	YDS	AVG	LG	TD
1978	JETS	16/1	11	67	6.1	15	3
1979	JETS	16/6	16	225	14.1	46	3
1980	JETS	16/8	22	226	10.3	26	2
1981	JETS	6/0	0	0	0.0	0	0
1982	JETS	9/3	8	132	16.5	51	3
1983	JETS	16/6	26	272	10.5	28	1
1984	JETS	16/16	68	782	11.5	49	6
1985	JETS	16/13	76	879	11.6	35	7
1986	JETS	16/16	69	675	9.8	36t	4
1987	JETS	11/10	43	434	10.1	32t	3
1988	JETS	15/15	70	805	11.5	42t	5
<b>TOTALS</b>		<b>153/94</b>	<b>409</b>	<b>4497</b>	<b>11.0</b>	<b>51</b>	<b>37</b>

### POSTSEASON RECEIVING

1981	JETS	1/0	6	116	19.3	30t	1
1982	JETS	3/1	1	9	9.0	9	0
1985	JETS	1/1	5	53	10.6	21	1
1986	JETS	2/2	8	71	8.9	16	0
<b>TOTALS</b>		<b>7/4</b>	<b>20</b>	<b>249</b>	<b>12.5</b>	<b>30t</b>	<b>2</b>

ADDITIONAL CAREER STATS: F/L: 8/5 (1/0 in 1988). Jet FR: 4 (2 in 1988). Kickoff returns: 8-52-15-0.

### CAREER HIGHS

RECEPTIONS — 12 vs. Kansas City, Oct. 2, 1988 (12-152-24-0)

YARDS RECEIVING — 152 vs. Kansas City, Oct. 2, 1988 (12-152-24-0)

LONGEST RECEPTION — 51 (Todd), at Minnesota, Dec. 26, 1982 (3-80-510)

TOUCHDOWNS — 3 vs. Tampa Bay, Nov. 17 1985 (7-84-29-3)

### 1984 RECEIVING

Sept. 2	at Indianapolis	3	30	13t	2
Sept. 6	Pittsburgh	3	31	12	0
Sept. 16	Cincinnati	3	25	14	1
Sept. 23	at Buffalo	2	26	15	0
Sept. 30	New England	4	65	26	1
Oct. 7	at Kansas City	4	45	15t	1
Oct. 14	at Cleveland	2	41	32	0
Oct. 21	Kansas City	7	58	16t	1
Oct. 28	at New England	2	20	11	0
Nov. 4	Miami	2	18	12	0
Nov. 11	Indianapolis	6	58	18	0
Nov. 18	at Houston	4	47	19	0
Nov. 26	at Miami	6	67	16	0
Dec. 2	Giants	11	127	20	0
Dec. 8	Buffalo	6	54	11	0
Dec. 16	at Tampa Bay	3	70	49	0
<b>TOTALS</b>		<b>68</b>	<b>782</b>	<b>49</b>	<b>6</b>

### 1985 RECEIVING

		NO	YDS	LG	TD
Sept. 8	at L.A. Raiders	7	88	18	0
Sept. 15	Buffalo	4	40	14	0
Sept. 22	at Green Bay	5	50	13	0
Sept. 29	Indianapolis	7	67	13	0
Oct. 6	at Cincinnati	5	32	12	1
Oct. 14	Miami	4	52	20	0
Oct. 20	at New England	4	90	29	0
Oct. 27	Seattle	1	15	15	0
Nov. 3	at Indianapolis	1	17	17	0
Nov. 10	at Miami	3	31	13	0
Nov. 17	Tampa Bay	7	84	29	3
Nov. 24	New England	3	30	11	0
Nov. 28	at Detroit	8	83	18	1
Dec. 8	at Buffalo	8	88	20t	2
Dec. 14	Chicago	3	29	15	0
Dec. 22	Cleveland	6	83	35	0
<b>TOTALS</b>		<b>76</b>	<b>879</b>	<b>35</b>	<b>7</b>

### 1986 RECEIVING

		NO	YDS	LG	TD
Sept. 7	at Buffalo	2	17	13	0
Sept. 11	New England	2	33	21	0
Sept. 21	Miami	6	44	14	0
Sept. 28	at Indianapolis	3	36	14	0
Oct. 5	Buffalo	6	68	36t	1
Oct. 12	at New England	5	78	36	1

## SHULER (continued)

## 1986 RECEIVING (continued)

			NO	YDS	LG	TD
Oct.	20	Denver	2	17	9	0
Oct.	26	New Orleans	5	43	13	0
Nov.	2	at Seattle	4	32	15	1
Nov.	9	at Atlanta	4	43	21	0
Nov.	16	Indianapolis	4	35	15	0
Nov.	24	at Miami	1	6	6	0
Nov.	30	L.A. Rams	8	61	10	0
Dec.	7	at San Francisco	5	49	12	0
Dec.	13	Pittsburgh	8	69	15	1
Dec.	21	at Cincinnati	4	44	17	0
TOTALS			69	675	36t	4

## 1987 RECEIVING

			NO	YDS	LG	TD
Sept.	13	at Buffalo	7	63	18	1
Sept.	21	New England	6	57	20	0
Oct.	25	at Washington	3	31	15	1
Nov.	1	Indianapolis	2	26	19	0
Nov.	9	Seattle	3	31	16	0
Nov.	15	at Kansas City		DNP—ANKLE		
Nov.	22	Buffalo	5	68	32	1
Nov.	29	Cincinnati	2	16	8	0
Dec.	7	at Miami	3	23	15	0
Dec.	13	at New England	4	38	14	0
Dec.	20	Philadelphia	6	66	20	0
Dec.	27	at Giants	2	15	8	0
TOTALS			43	434	10.1	3

## 1988 RECEIVING

			NO	YDS	LG	TD
Sept.	4	at New England	5	66	24	0
Sept.	11	at Cleveland	5	73	20	0
Sept.	18	Houston	5	57	16	0
Sept.	25	at Detroit	3	35	16	0
Oct.	2	Kansas City	12	152	24	0
Oct.	9	at Cincinnati	5	50	15	0
Oct.	17	Buffalo		DNP—SHOULDER		
Oct.	23	at Miami	1	9	9	0
Oct.	30	Pittsburgh	2	11	9	1
Nov.	6	at Indianapolis	6	47	14	0
Nov.	13	New England	5	68	21	0
Nov.	20	at Buffalo	1	13	13	0
Nov.	27	Miami	8	91	20	2
Dec.	4	at Kansas City	5	73	42t	1
Dec.	10	Indianapolis	2	20	13	0
Dec.	18	Giants	5	40	16	1
TOTALS			70	805	42t	5

## SHULER RECEIVING VS. OTHER NFL TEAMS

1977-1988

---BEST GAME---

	GP	NO	YDS	AVG	TD	YEAR	NO	YDS	TD
Atlanta	3	5	47	9.4	0	1986	4	47	0
Buffalo	17	46	528	11.5	6	1985	8	88	2
Chicago	2	4	41	10.3	0	1985	3	29	0
Cincinnati	5	19	167	8.8	2	1988	5	50	0
Cleveland	8	17	223	13.1	2	1985	6	83	0
Dallas	1	1	3	3.0	0	1978	1	3	0
Denver	3	4	36	18.0	0	1980	2	19	0
Detroit	4	12	130	10.8	1	1985	8	83	1
Green Bay	4	5	50	10.0	0	1985	5	50	0
Houston	4	9	104	11.6	0	1988	5	57	0
Indianapolis	19	45	497	11.1	3	1985	7	67	0
Kansas City	5	30	352	11.7	4	1988	12	152	0
L.A. Raiders	2	8	95	11.9	1	1995	7	88	0
L.A. Rams	3	13	111	8.5	0	1986	8	61	0
Miami	20	46	435	9.5	5	1988	8	91	2
Minnesota	2	3	80	27.2	1	1982	3	80	1
New England	20	48	650	13.5	2	1987	6	57	0
New Orleans	3	8	74	9.3	0	1986	5	43	0
Giants	3	18	182	10.1	1	1984	11	127	0

	GP	NO	YDS	AVG	TD	---BEST GAME---			
						YEAR	NO	YDS	TD
Philadelphia	2	7	74	10.6	0	1987	6	66	0
Phoenix	1	0	0	0.0	0	1978	0	0	0
Pittsburgh	5	15	136	9.2	2	1986	8	69	1
San Diego	1	2	10	5.0	0	1983	2	10	0
San Francisco	3	16	159	9.9	0	1980	7	63	0
Seattle	8	14	127	9.1	2	1980	4	41	1
Tampa Bay	3	11	155	14.1	4	1985	7	84	3
Washington	2	3	31	10.3	1	1987	3	31	1
<b>TOTALS</b>	<b>153</b>	<b>409</b>	<b>4497</b>	<b>10.9</b>	<b>37</b>				

## JIM

# Sweeney

# 53

C 6-4 270 8/8/62

Pittsburgh

Draft 2a, 1984

6th Season



**PRO:** "Jim made the switch from T to C with very pleasant results and gave us the strength and leadership we needed in the middle of our line," said Walton. "No one works harder or is more dedicated to establishing the running game. His work ethic carried over to our young linemen. We believe if Jim's improvement continues, he is 1 step from the Pro Bowl."...**1988:** started 16 games in his 1st season at C...quietly became one of the team's leaders...kept improving as the season progressed, especially in his new responsibility of line calls...graded out highest among the Jet linemen last year...dominated opposing NTs throughout the season...had excellent game vs. KC's Bill Maas when the team had 542 yards offense...was awesome when Jets recorded team record 597 yards vs. MIA including 171 of those rushing...**1987:** started 12 games at LT...had a good season coming back from offseason shoulder surgery...increased his size to 270, lost body fat and increased his speed to under 4.9...also graded out well in pass protection in 1987...**1986:** was switched from LG to LT and started 16 games there...graded out well despite shoulder problem which required offseason surgery...**1985:** started 16 games at LG, a learning year for him...graded well for the run and pass...**1984:** played 10 games and started the final 2 at LG...was named to Pro Football Writers All-Rookie squad as a C...was also used as a TE in Jets' special 4-TE formation that year...sets up quickly and uses hands and arms well...dedicated weightlifter who bench presses over 500...worked with martial arts to help quicken hand speed...37th player selected in the 1984 draft, 6th offensive lineman.

**COLLEGE:** 2-year starter at Pittsburgh where he was named AP All-America and All-East following senior year...played both C and G during senior year...manned all positions along offensive line, including TE at some time during junior year...spent many hours weightlifting with teammate and friend Bill Fralic.

**PERSONAL:** Single...majored in criminology...serves as Big Brother for 24-year-old mentally handicapped cousin, Billy, who he calls "my best friend"...owns 2 restaurants in Pittsburgh area...grew up idolizing Steeler all-pro C Mike Webster...All-Conference football standout at Seton LaSalle High in his hometown and birthplace of Pittsburgh, PA.

**PRO CAREER STATS:** GP/S (70/62 total): 1984 (10/2), 1985 (16/16), 1986 (16/16), 1987 (12/12), 1988 (16/16).

*The best thing that happened to Jim and the team was moving him to center. He has solidified the position. He's muscular and handles the NTs one-on-one. With each game he gets more leadership qualities. For me, it's a real comfortable feeling knowing that he's there to anchor the line.*

—Ken O'Brien



# AL Toon

# 88

WR      6-4      205      4/30/63  
 Wisconsin  
 Draft 1, 1985      5th Season

**PRO:** "Al has proven over the past years that he's one of the premier WRs in the NFL," said Walton. "He gets better each year and probably hasn't reached his true potential. Al is a very unselfish player and shows a lot of leadership qualities. He realizes that not only can he produce, but he can help others produce."...**1988:** played 15 games and led the league in receptions and set a club record with 93-1067-11.5 avg-5 TDs, the first time a Jet has led the NFL...was voted to the Pro Bowl for the 3rd straight time...was also voted MVP by his teammates for 3rd straight year, the only player in team history to achieve that...only Jet player other than Joe Namath to be picked MVP 3 times...has been the MVP of his team 5 of the last 6 years, including junior and senior years at Wisconsin, quite a statement...enters 1989 with remarkable streak of having 3 or more catches in all 50 of his NFL career starts...has had 13 100-yard games in only 50 career starts, and has had 5 catches or better in 28 of them...in 50 starts has caught 283 passes, an avg. of 5.7 per game...had 3 double figure catch games in 1988, no other NFL player had more than 1...had the 2 best games among all receivers in the NFL in 1988 with 14 catches vs. MIA and 13 at IND...the 14-catch game vs. MIA was a career high and 2nd highest in club history...was the only WR in 2 years to go over 100 yards vs. the highly regarded KC secondary...missed opening game at NE with groin injury...**1987:** played 12 games and started 11 at WR...was selected a Pro Bowl starter for the 2nd straight year along with being named consensus All-NFL...was team MVP and led the AFC in catches and was 3rd in yardage with 68-976-5 TDs...had 3 straight 100-yard games and 1 TD in each during stretch late in season with 5-100-1 TD at MIA, 8-110-1 TD at NE and 10-168-1 TD vs. PHI...missed opportunity to have consecutive 1,000 yard seasons when he left final game at GIA in 1st quarter with concussion after 3-35 in early minutes (finished 24 yards short) ...**1986:** started 16 games at WR and was selected as a Pro Bowl starter in addition to being named to every All-NFL or AFC team, the AFC Offensive Player of the Year by the Washington D.C. Touchdown Club and voted MVP by his teammates...led all AFC WRs and 2nd to Todd Christensen in AFC and 3rd in NFL behind Jerry Rice in catches with 85-1176-8 TDs...his yardage total was 3rd in AFC and 6th in NFL...had 4 games with better than 100-yards in receptions including the most yards in a game by an AFC WR with 9-195-2 TDs at SEA...voted game ball following 1st career 3 TD outing with 6-101-3 TDs vs. NO...had memorable 62-yard TD in that game in which he took a 15-yard pass and bounced off 4 defenders for the TD...**1985:** played 15 games and started 8 at WR and still finished as team's 2nd leading receiver with 46-662-3 TDs, a Jets' rookie WR record...was brought along slowly after missing training camp and the 1st game before signing on Sept. 11...as a starter in final 7 games he was 37-520-2 TDs...was named NFL All-Rookie by *Football Digest*...made 1st start at MIA for the flu-stricken Kurt Sohn and caught 10-156...followed that with 6-133, including 78-yard TD vs. TB...set Jets' playoff record for catches in a game with 9-93 performance vs. NE...1st pro catch was 50-yarder from Pat Ryan vs. BUF...extremely fluid for an athlete his size...solid possession receiver who can also go long...breaks tackles and is hard to bring down...uses size and leaping ability to great advantage...good blocker downfield...was 10th player selected in the 1985 draft, 1st WR.

**COLLEGE:** Set Wisconsin career records for receptions (127),

receiving yardage (2,055) and TDs (19)...was 55-750-5 TDs in senior year and was named 1st team All Big 10, honorable mention All-America and voted Badgers' MVP for 2nd straight year...achieved national recognition with superb post-season bowl outings, including MVP performance in Hula Bowl with 10-124-2 TDs...was 45-881-9 TDs as junior highlighted by 8-252-1 TD game against Purdue...was 32-472-5 TDs in sophomore year that also saw him throw a 40-yard TD pass after receiving a bounce pass...earned All-America honors in track as a triple jumper in 1983-84...attended the US Olympic Trial in 1984 and set Wisconsin outdoor record in triple jump with 53-7¼ outdoors...also ran the hurdles and long jumps, placing in the top 5 in Big 10 Championships.

**PERSONAL:** Wife Jane...son Nicholas 1...majored in consumer science...did real estate work in Wisconsin during the offseason...enjoys jazz, ballet and tai chi, the ancient martial art...was invited to audition for American Ballet Theater...has done volunteer work at a Day Care center in Madison, WI...was 4-star recruit out of Menchville High in his hometown and birthplace of Newport News, VA.

### AL TOON'S RECEIVING STATISTICS

		GP/S	NO	YDS	AVG	LG	TD
1985	JETS	15/7	46	662	14.4	78t	3
1986	JETS	16/16	85	1176	13.8	62t	8
1987	JETS	12/12	68	976	14.4	58t	5
1988	JETS	15/15	93*	1067	11.5	42t	5
<b>TOTALS</b>		<b>58/50</b>	<b>292</b>	<b>3881</b>	<b>13.3</b>	<b>78t</b>	<b>21</b>

### POSTSEASON RECEIVING

1985	JETS	1/1	9	93	10.3	16	0
1986	JETS	2/2	9	141	15.7	31	1
<b>TOTALS</b>		<b>3/3</b>	<b>18</b>	<b>234</b>	<b>13.0</b>	<b>31t</b>	<b>1</b>

**ADDITIONAL CAREER STATS:** Rushing: 4-7-5-0 (1-5-5-0 in 1988). FL: 4/1 (2/1 in 1988). Jet FR: 1986 (1). FF: 1985 (1).

### CAREER HIGHS

RECEPTIONS — 14 vs. Miami, Nov. 27, 1988 (14-181-29-0)

YARDS RECEIVING — 195 at Seattle, Nov. 2, 1986 (9-195-50t-2)

TD RECEPTION — 3 vs. New Orleans, Oct. 26, 1986 (6-101-62t-3)

LONGEST RECEPTION — 78t (O'Brien) vs. Tampa Bay, Nov. 17, 1985 (6-133-78-1)

### 1985 RECEIVING

		NO	YDS	LG	TD
Sept. 8	at L.A. Raiders	SIGNED Sept. 11			
Sept. 15	Buffalo	3	67	50	0
Sept. 22	at Green Bay	0	0	0	0
Sept. 29	Indianapolis	0	0	0	0
Oct. 6	at Cincinnati	0	0	0	0
Oct. 14	Miami	2	26	18	0
Oct. 20	at New England	0	0	0	0
Oct. 27	Seattle	3	30	12	0
Nov. 3	at Indianapolis	1	17	17t	1
Nov. 10	at Miami	10	156	44	0
Nov. 17	Tampa Bay	6	133	78t	1
Nov. 24	New England	6	78	27	0
Nov. 28	at Detroit	5	74	35t	1
Dec. 8	at Buffalo	3	29	12	0
Dec. 14	Chicago	3	20	11	0
Dec. 22	Cleveland	4	30	12	0
<b>TOTALS</b>		<b>46</b>	<b>662</b>	<b>78t</b>	<b>3</b>

### 1986 RECEIVING

		NO	YDS	LG	TD
Sept. 7	at Buffalo	6	119	46t	1
Sept. 11	New England	5	48	17	0
Sept. 21	Miami	7	111	36	0
Sept. 28	at Indianapolis	8	78	19	0
Oct. 5	Buffalo	10	86	20	1
Oct. 12	at New England	3	26	15	0
Oct. 20	Denver	4	37	14	0
Oct. 26	New Orleans	6	101	62t	3
Nov. 2	at Seattle	9	195	50t	2
Nov. 9	at Atlanta	5	96	59t	1

## TOON (continued)

## 1986 RECEIVING (continued)

			NO	YDS	LG	TD
Nov. 16	Indianapolis	.....	4	35	16	0
Nov. 24	at Miami	.....	3	54	31	0
Nov. 30	L.A. Rams	.....	4	60	29	0
Dec. 7	at San Francisco	.....	4	57	22	0
Dec. 13	Pittsburgh	.....	4	42	16	0
Dec. 21	at Cincinnati	.....	3	29	12	0
TOTALS			85	1176	62t	8

## 1987 RECEIVING

			NO	YDS	LG	TD
Sept. 13	at Buffalo	.....	6	59	14	0
Sept. 21	New England	.....	3	89	58t	1
Oct. 25	at Washington	.....	9	97	24	0
Nov. 1	Indianapolis	.....	7	79	18	0
Nov. 9	Seattle	.....	4	66	35	0
Nov. 15	at Kansas City	.....	3	36	18	1
Nov. 22	Buffalo	.....	4	54	18	0
Nov. 29	Cincinnati	.....	6	83	50	0
Dec. 7	at Miami	.....	5	100	44	1
Dec. 13	at New England	.....	8	110	28	1
Dec. 20	Philadelphia	.....	10	168	51	1
Dec. 27	at Giants	.....	3	35	18	0
TOTALS			66	976	58t	5

## 1988 RECEIVING

			NO	YDS	LG	TD
Sept. 4	at New England	.....		DNP—GROIN		
Sept. 11	at Cleveland	.....	4	55	20	0
Sept. 18	Houston	.....	3	64	26	0
Sept. 25	at Detroit	.....	10	75	12	0
Oct. 2	Kansas City	.....	5	48	13	0
Oct. 9	at Cincinnati	.....	5	46	12	1
Oct. 17	Buffalo	.....	4	49	26	0
Oct. 23	at Miami	.....	7	55	15	1
Oct. 30	Pittsburgh	.....	4	56	26	0
Nov. 6	at Indianapolis	.....	13	106	17	0
Nov. 13	New England	.....	3	15	12	0
Nov. 20	at Buffalo	.....	5	56	21	0
Nov. 27	Miami	.....	14	181	29	0
Dec. 4	at Kansas City	.....	5	102	42t	1
Dec. 10	Indianapolis	.....	7	103	33t	1
Dec. 18	Giants	.....	4	56	28	1
TOTALS			93	1067	42t	5

## TOON RECEIVING VS. OTHER NFL TEAMS

1984-1988

	GP	NO	YDS	AVG	TD	---BEST GAME---			
						YEAR	NO	YDS	TD
Atlanta	1	5	98	19.6	1	1986	5	98	1
Buffalo	8	41	519	12.7	2	1986	10	86	1
Chicago	1	3	20	6.7	0	1985	3	20	0
Cincinnati	4	14	158	11.3	1	1987	6	83	0
Cleveland	2	8	85	10.6	0	1988	4	55	0
Denver	1	4	37	9.3	0	1986	4	37	0
Detroit	2	15	149	9.9	1	1988	10	75	0
Green Bay	1	0	0	0.0	0	1985	0	0	0
Houston	1	3	64	21.3	0	1988	3	64	0
Indianapolis	7	40	418	10.5	2	1988	13	106	1
Kansas City	3	13	186	14.3	2	1988	5	102	0
L.A. Rams	1	4	60	15.0	0	1986	4	60	0
Miami	7	48	685	14.3	2	1988	14	181	0
New England	7	28	366	13.1	2	1987	8	110	1
New Orleans	1	6	101	16.8	3	1986	6	101	3
Giants	2	7	91	13.0	1	1988	4	56	1
Philadelphia	1	10	168	16.8	1	1987	10	168	1
Pittsburgh	2	8	98	12.2	0	1988	4	56	0
San Francisco	1	4	57	14.2	0	1986	4	57	0
Seattle	3	16	291	18.2	2	1986	9	195	2
Tampa Bay	1	6	133	22.2	1	1985	6	133	1
Washington	1	9	97	10.8	0	1987	9	97	0
TOTALS		58	292	3881	13.1	21			

JOJO

Townsell

83

WR-KR 5-9 180 11/4/60

JCLA

Draft 3, 1983

5th Season



**PRO:** "JoJo has developed into one of the premier special teams players in the NFL and he has very few equals," said Walton. "We're fortunate to have him as a backup WR because of his knowledge of the game and our system. We count on JoJo as a leader,"...**1988:** played 16 games as a backup WR, in addition to PR and KOR...led the AFC in PR with 35-11.7 avg....career PR avg. of 11.8 is best of all active returners in AFC...was picked All-AFC 1st team by *Pro Football Weekly* and *Football News*...earned game ball at DET with his PRs especially when his 17-yard PR late in the game led to winning TD...set club record with 7 PRs vs. KC for 110 yards, a career high...had 59-yard PR for a TD vs. IND., the 2nd return for a TD in career...was also 4-40 as a WR...**1987:** played 12 games and was once again outstanding on special teams...was 3rd in the AFC with 32-381-11.9 avg.-1 TD on PR and would have led the AFC in KOR if he had 5 more returns to qualify with 11-272-24.7 avg....was named All-NFL 2nd team by *College & Pro Football Weekly* and All-AFC 1st team by *Football News*...also added 4-37 as a WR...earned game ball vs. NE with 4-106 KOR and 5-41 PR...earned 2nd game ball of the season vs. SEA. when he had a 91-yard PR for a TD, the 2nd longest in club history...**1986:** played 14 games and started 1 (in ATL in 4-WR formation) at WR and was also used as a kickoff and punt returner...was 1-11 receiving and 13-322-24.8 avg-1 TD on kickoff returns...had his 1st NFL score with a 93-yard KOR vs. Pittsburgh, 4th longest in Jet history...**1985:** originally signed with the Jets in training camp after starring with the LA Express the previous 3 seasons...went on to play 16 games and started 6 for the Jets...played 34 games in 1985, including 18 with the Express...totaled 12-187 receiving, 6-65 PR and 2-42 KOR for the Jets...set the USFL record for single game yardage with 8-249 vs. Memphis in 1984...was originally the Jets 3rd round pick in 1983 draft, but chose the L.A. Express for the chance to play immediately.

**COLLEGE:** UCLA's all-time leader in career TD receptions with 20...his total of 22 career TDs (20 receiving, 1 KOR, 1 rushing) was 7th on all-time list...his 96-1,728 receiving was 2nd in UCLA records... was 37-673-10 TDs as senior and earned 2nd team All-PAC 10 honors.

**PERSONAL:** Single...has degree in sociology...did work in real estate development and worked as a financial advisor during offseason...has done volunteer work for the Children's Behavioral Science Center in his birthplace of Reno, NV...was college teammate of Freeman McNeil...football and track standout at Hag High in Reno, NV.

## JOJO TOWNSELL'S RECEIVING STATISTICS

		GP/S	NO	YDS	AVG	TD
1983	L.A. EXPRESS	5/5	21	326	15.5	3
1984	L.A. EXPRESS	18/18	58	889	15.3	7
1985	L.A. EXPRESS	18/18	47	777	16.5	6
<b>TOTALS</b>		<b>41/41</b>	<b>126</b>	<b>1992</b>	<b>15.8</b>	<b>16</b>

		GP/S	NO	YDS	AVG	TD
1985	JETS	16/6	12	187	15.6	0
1986	JETS	15/1	1	11	11.0	0
1987	JETS	12/0	4	37	9.3	0
1988	JETS	16/0	4	40	10.0	0
<b>TOTALS</b>		<b>59/7</b>	<b>21</b>	<b>275</b>	<b>13.1</b>	<b>0</b>

## KICKOFF RETURNS STATISTICS

		NO	YDS	AVG	LG	TD
1985	JETS	2	42	21.0	23	0
1986	JETS	13	322	24.9	93t	1
1987	JETS	11	272	24.7	60	0
1988	JETS	31	601	19.4	40	0
TOTALS		57	1,237	21.7	93t	1

## PUNT RETURN STATISTICS

		NO	FC	YDS	AVG	LG	TD
1983	LA Express	6	0	65	9.3	46	0
1984	LA Express	4	1	52	13.0	28	0
1985	LA Express	32	11	381	11.9	91t	1
TOTALS		42	12	498	11.9	91t	1

## PUNT RETURN STATISTICS

		NO	FC	YDS	AVG	LG	TD
1985	JETS	6	0	65	10.8	22	0
1986	JETS	4	1	52	13.0	28	0
1987	JETS	32	11	381	11.9	91t	1
1988	JETS	35	9	409	11.7*	59t	1
TOTALS		77	21	907	11.8	91t	2

ADDITIONAL CAREER STATS: F/L: 9/3 (3/1 in 1988). Jets FR: 1986 (2), 1987 (1).

\*Led AFC



ROGER

**Vick**

**43**

FB 6-3 228 8/11/64

Texas A&M

Draft 1, 1987

3rd Season

**PRO:** "Roger has made steady improvement in his 2 years as a runner and receiver and now must continue to work on his blocking skills," said Walton. "He is very valuable to our offense because of his size and strength. Roger's ability to handle the big LBs in our division is imperative for us to succeed."...**1988:** played 16 games at FB...was team's 3rd leading rusher with 128-540-4.2-3 TDs in addition to 19-120 receiving...finished 18th in AFC rushing as Jets were only team to have 3 RBs in the top 20...was not counted on for big rushing totals in HB oriented attack but was used with McNeil as a starter and with Hector in short yardage...reached career high with 15-95 vs. KC...had only 2 TD game of career at CLE...credited improvement with weight loss of 13 pounds from his rookie season...**1987:** played 12 games and started 10 at FB...was only rookie starter on offense and finished as team's 3rd leading rusher with 77-257-1 TD in addition to 13-108 receiving...opened the season in the backfield with Freeman McNeil and had very impressive blocking performances against BUF and NE...his progress was slowed by the strike layoffs and his consistency was affected during midseason...is the 4th FB to be drafted #1 in Jets' history (Matt Snell-1964, Lee White-1968, John Riggins-1971 were the others)...21st player selected in the 1987 draft, 5th RB, 2nd FB.

**COLLEGE:** Considered school's all-time best fullback and finished career as Aggie's 5th leading rusher with 573-2471-22 TDs...was the 1st Aggie to lead the SWC in rushing since 1951 with 220-960-10 TDs in senior year...also added 20-128 receiving to lead the conference in all-purpose yardage with 108.8 per game...gained 100-yards or better in 7 of the 8 games...was 2nd team All-SWC as junior when he combined with Anthony Toney to rush for over 1600

rom the FB position...was 2nd leading rusher on the team with 71-764-8 TDs that year.

**PERSONAL:** Wife Cynthia...daughter Tiffany 1...majored in industrial education...returned to school during offseason...was all-state selection at Tomball High in his hometown of Tomball, TX his senior year after totaling 222-1465-14 TDs rushing...was switched to RB at 80 lbs. his senior year after being a 160 lbs. WR as a junior... would like to work in a rehabilitation center for runaway kids...has done volunteer work for Special Olympics...birthplace: Conroe, TX.

**ROGER VICK'S STATISTICS  
RUSHING**

		GP/S	ATT	YDS	AVG	LG	TD
1987	JETS	12/10	77	257	3.3	14	1
1988	JETS	16/12	128	540	4.2	17	3
<b>TOTALS</b>		<b>28/22</b>	<b>205</b>	<b>797</b>	<b>3.9</b>	<b>17</b>	<b>4</b>

**RECEIVING**

		NO	YDS	AVG	LG	TD
1987	JETS	13	108	8.3	23	0
1988	JETS	19	120	6.3	17	0
<b>TOTALS</b>		<b>32</b>	<b>228</b>	<b>7.1</b>	<b>23</b>	<b>0</b>

**ADDITIONAL CAREER STATS:** F/L: 8/6 (5/4 in 1988).

**CAREER HIGHS**

**RUSHING ATTEMPTS** — 15 vs. KC, Dec. 10, 1988 (15-95-16-0)

**YARDS RUSHING** — 95 vs. KC, Oct. 2, 1988 (15-95-16-0)

**RECEPTIONS** — 4 vs. Giants, Dec. 27, 1987 (4-45-18-0)

4 vs. Detroit, Sept. 25, 1988 (4-22-15-0)

4 vs. Giants, Dec. 18, 1988 (4-28-12-0)

**ROGER VICK'S STATISTICS**

			1988 RUSHING				1988 RECEIVING			
			ATT	YDS	LG	TD	NO	YDS	LG	TD
Sept. 4	at New England . . .		3	18	11	0	1	7	7	0
Sept. 11	at Cleveland . . . . .		12	45	13	2	3	25	17	0
Sept. 18	Houston . . . . .		8	19	6	0	2	8	4	0
Sept. 25	at Detroit . . . . .		10	26	6	0	4	22	15	0
Oct. 2	Kansas City . . . . .		15	95	16	0	0	0	0	0
Oct. 9	at Cincinnati . . . . .		10	38	7	1	1	4	4	0
Oct. 17	Buffalo . . . . .		2	11	8	0	0	0	0	0
Oct. 23	at Miami . . . . .		12	44	7	0	0	0	0	0
Oct. 30	Pittsburgh . . . . .		8	31	12	0	0	0	0	0
Nov. 6	at Indianapolis . . .		9	38	9	0	2	14	9	0
Nov. 13	New England . . . . .		11	63	17	0	0	0	0	0
Nov. 20	at Buffalo . . . . .		6	21	11	0	0	0	0	0
Nov. 27	Miami . . . . .		5	30	9	0	1	9	9	0
Dec. 4	at Kansas City . . . .		4	15	8	0	0	0	0	0
Dec. 10	Indianapolis . . . . .		7	32	12	0	1	3	3	0
Dec. 18	Giants . . . . .		6	14	4	0	4	28	12	0
<b>Totals . . . . .</b>			<b>128</b>	<b>540</b>	<b>17</b>	<b>3</b>	<b>19</b>	<b>120</b>	<b>17</b>	<b>0</b>

**JACKIE Walker**

**58**

LB 6-5 255 11/3/62  
Jackson State  
Free Agent, 1989 4th Season



**PRO:** "Jackie is the strong, physical type LB that we like," said Walton. "We liked him coming out in the 1986 draft and we think he has potential."...**1989:** signed as an unrestricted FA by the Jets from TB in March...**1988:** was valuable member of TB special teams in all 16 games while also serving as a backup LB...was 3rd on team with 19 coverage tackles...earned game ball at DET with 3 tackles...was TB nominee for special teams spot on Pro Bowl ballot...**1987:** had best year playing 12 games and starting the last 6 at LOLB and had 49 tackles...had best game vs. NO with 10 tackles...**1986:** played 16

**J. WALKER** (continued)

games and started 3...had shared LOLB spot with Keith Browner in first 13 games before taking over as full time starter...finished year with 32 tackles and 4 pressures...was chosen by TB in 2nd round of 1986 draft, 28th pick and 4th LB overall.

**COLLEGE:** Southwestern Athletic Conference Defensive Player of the Year in 1985 leading Jackson State to SWAC co-title...finished career with 354 tackles, 13 sacks and 5 INTs...had career-high 131 tackles as senior...also played 2 seasons of college basketball.

**PERSONAL:** Single...majored in physical education...played just 1 year of football at Carroll High in his hometown and birthplace of Monroe, LA as a DE...did not devote much time to athletics due to job handling stock for a convenience store beginning in the 7th grade after father's death.

**PRO CAREER STATS:** GP/S (44/9 total): 1986 (16/3), 1987 (12/6), 1988 (16/0). Total tackles (84): 1986 (32), 1987 (49), 1988 (3). Special Teams Tackles (26): 1986 (5), 1987 (2), 1988 (19).

**WESLEY****Walker****85**

WR 6-0 182 5/26/55

California

Draft 2, 1977

13th Season

**PRO:** "Wesley's numbers did not give any indication of the quality of his play," said Walton. "He had an outstanding year. Many times when he was the primary receiver the defense would take him away which would help Toon and Shuler. Wesley is still highly respected by our opponents and is still a dangerous deep threat. Our offensive players look up to him and follow his lead."...**CAREER:** totals are 2nd to Hall of Famer Don Maynard in catches (430), yardage (8217) and 100-yard games (22) in Jets' record books...is Jets 4th all-time leading scorer (428 points) and has the 2nd most TDs (71) behind Maynard...has 4 of the 8 longest receptions in club history, including the longest (96 vs. BUF in 1985)...owns 3rd longest consecutive catch streak in team history, 45 games during 1980-83...has remarkable 35.2 yard avg. on 71 career TDs...has averaged over 20-yards per catch in 8 of 12 seasons...has been over the 20-yard avg. mark in the 4 years he has been paired with Toon...**1988:** played 16 games and started 10 at WR...was 26-551-21.2 avg.-7 TDs...voted game ball after 6-129-3 TDs vs. HOU...also played well vs. MIA with 5-98-2 TDs, including winning TD with 5:49 left...has recorded 22 100-yard games, 10 games with 2 TD catches and 5 with 3 TDs...Jets have won the last 17 games in which Walker has caught a TD dating back to 1984...1988 production was limited due to midseason rib injury and several pass interference calls on long passes...**1987:** played 5 games and started 4 at WR in a season that was cut short by a separated shoulder suffered vs. SEA on Nov. 9...was placed on IR missing the rest of the season...finished the year with 9-190-1 TD...**1986:** played 16 games and officially started 8 at WR (Jets used multiple formations)...had 2nd most catches and yardage in career with 49-1016-20.7-12 TDs...his career high 12 TDs were most by any AFC WR and 2nd to Jerry Rice's 15 in NFL, 2 away from club record of 14...tied for the highest avg. of WRs in NFL with 35 or more catches at 20.7 with GB's Walter Stanley...was 1000-yard receiver for 2nd time in career (1st time in 1978) and he and Al Toon gave Jets 1000-yard duo for 5th time...was an All-NFL Honorable Mention by AP and All-AFC 2nd team by UPI...was AFC Co-Offensive Player of the Week vs. MIA (with Ken O'Brien) and voted game ball for the greatest game of career with 6 catches for career high 194 yards and a Jet record 4 TDs, an NFL high in 1986...in that game he caught game tying 21-yard TD with no time left and winner from 43-yards

21-yard TD with no time left and winner from 43-yards away at 2:35 way at 2:35 of OT...**1985:** played 12 games and started 10 at VR...missed the opening 4 games with a sprained knee suffered in final preseason game and was activated on Oct. 5...was 34-375-5 TDs for the season...his average of 21.3 yards per catch was tied for 2nd best in NFL...had 2 of the 3 longest receptions in NFL in 1985 with grabs of 96 (longest in club history) and 88 yards (4th longest for Jets)...benefitted by the addition of Toon to the lineup and was 12-490-3 TDs over final 7 games...**1984:** was 2nd on team in receptions with 41-623-7 TDs while playing 12 games and starting 10...**1983:** started 16 games and had the most catches of his career with 61-868-7 TDs...**1982:** was selected to Pro Bowl for the 2nd time in his career when he was Jets leading receiver with 39-620-15.9-6 TDs...was leading receiver in playoffs with 16-314-2 TDs...tied career high with 8 receptions in playoff game at CIN for 145 yards and 1 TD...was 7-169-1 TD in playoff win vs. Raiders, including clutch 45-yard catch to the 1-yard line with less than 4 minutes left in game...Jets scored on next play to take 17-14 lead...**1981:** was 47-70-16.4 avg.-9 TDs...**1980:** played in 10 games and started only 7 in an injury plagued season that saw him miss 6 games on IR...caught 8 passes for 376 yards...**1978-79:** missed the last 7 games of season with a sprained knee...still led the Jets in receiving yardage (569) for the 3rd straight season...had best avg. per reception (24.7) among all NFL receivers with 10 or more catches...was almost even with his 978 pace when he was a starter in the Pro Bowl, a consensus all-pro, Jets' MVP and NFL leader in receiving yards (1,169) and avg. gain per catch (24.4)...had 48 receptions in 1978...**1977:** named to every NFL all-rookie team when he led league with 21.1 avg. per catch...had 4 receptions for 178 yards vs. Oakland, including 87-yard TD...33rd player selected in 1977 draft, 4th WR.

**COLLEGE:** Set NCAA record for average gain per reception in a career (25.7)...in 4 years caught passes from Vince Ferragamo, Steve Bartkowski and the late Joe Roth...had 86 receptions for school record 2,206 yards and tied Pac-8 record with 22 TD catches...outstanding in track as sprinter and part of relay team...was Cal's first 4-year double sport letterman since pre-World War II.

**PERSONAL:** Wife Judy...sons John 6, Austin 2, daughter Taylor 4...majored in economics...lives in Dix Hills, L.I., year-round...did real estate work in offseason...did public service message for United Way in 1980...is legally blind in left eye because of cataract he's had since birth..."It's really nothing," Walker says. "I've been playing sports with it all my life. I kept it pretty much a secret through high school and college. When I was 14 I was supposed to have surgery to remove the cataract, but the doctors decided it would not have helped. I do have good peripheral vision. When I close my good eye I can still get around the house with my bad one open. It's just that I can't read the eye charts with it. When I was a kid I used to memorize the big letters."...father John Wesley served in Vietnam, and was stationed in Germany, Paris and all across United States...only once did Wesley go to the same school for three straight years, Carson (CA) High, where he was Los Angeles 100-yard and 220 champion...birthplace: San Bernardino, CA.

#### WESLEY WALKER'S RECEIVING STATISTICS

		GP/S	NO	YDS	AVG	LG	TD
1977	JETS	14/14	35	740	21.1	87t	3
1978	JETS	16/16	48	1169	24.4	77t	8
1979	JETS	9/9	23	569	24.7	71t	5
1980	JETS	10/7	18	376	20.9	47	1
1981	JETS	13/13	47	770	16.4	49	9
1982	JETS	9/9	39	620	15.9	56t	6
1983	JETS	16/16	61	868	14.2	64t	7
1984	JETS	12/10	41	623	15.2	44t	7
1985	JETS	12/11	34	725	21.3	96t	5
1986	JETS	16/8	49	1016	20.7	83t	12
1987	JETS	5/4	9	190	21.1	59	1
1988	JETS	16/10	26	551	21.2	50t	7
<b>TOTALS</b>		<b>148/127</b>	<b>430</b>	<b>8217</b>	<b>19.1</b>	<b>96t</b>	<b>71</b>

**W. WALKER** (continued)

**POSTSEASON RECEIVING**

1981	JETS	1/1	3	24	8.0	11
1982	JETS	3/3	16	314	19.6	49
1985	JETS	1/1	4	54	13.5	24
1986	JETS	2/2	4	94	23.5	42t
<b>TOTALS</b>		<b>7/7</b>	<b>27</b>	<b>486</b>	<b>18.0</b>	<b>49</b>

**ADDITIONAL CAREER STATS:** Rushing 6-25-12-0 (1-12-12-0 in 1988). F/7/5 (1/1 in 1988).

**CAREER HIGHS**

**YARDS RECEIVING** — 194 vs. Miami, Sept. 21, 1986 (6-194-65t-4)

**RECEPTIONS** — 8 vs. Houston, Sept. 27 1981 (8-128-40t-2)

8 at Miami, Oct. 4, 1981 (8-112-46-2)

8 at San Diego, Sept. 4, 1983 (8-83-26t-1)

8 vs. L.A. Rams, Sept. 25, 1983 (8-135-37t-2)

**TD RECEPTIONS** — \*4 vs. Miami, Sept. 21, 1986 (6-194-65t-4)

**LONGEST RECEPTION** — \*96t (O'Brien) at Buffalo, Dec. 8, 1985 (4-129-96t-1)

\*Jets Record

**1977 RECEIVING**

			NO	YDS	LG	TD
Sept.	18	at Houston	1	26	26	
Sept.	25	Baltimore	3	61	25	
Oct.	2	New England	2	63	38	
Oct.	9	at Buffalo	4	75	23	
Oct.	16	at Miami	4	90	46	
Oct.	23	Oakland	4	178	87t	
Oct.	30	at New England	2	20	13	
Nov.	6	Miami	3	21	8	
Nov.	13	Seattle	1	13	13	
Nov.	20	at Baltimore	6	98	32	
Nov.	27	Pittsburgh	1	19	19	
Dec.	4	at New Orleans	1	21	21	
Dec.	11	Buffalo	2	52	43	
Dec.	18	at Philadelphia	1	3	3	
<b>TOTALS</b>			<b>35</b>	<b>740</b>	<b>87t</b>	

**1978 RECEIVING**

			NO	YDS	LG	TD
Sept.	3	Miami	4	108	47t	
Sept.	10	at Buffalo	2	38	20	
Sept.	17	Seattle	1	49	49	
Sept.	24	at Washington	4	62	26	
Oct.	1	Pittsburgh	2	93	49	
Oct.	8	Buffalo	1	7	7	
Oct.	15	at Baltimore	5	154	77t	
Oct.	22	St. Louis	4	61	24	
Oct.	29	at New England	1	7	7	
Nov.	5	at Denver	4	133	75t	
Nov.	12	at Philadelphia	5	88	23	
Nov.	19	New England	1	56	56t	
Nov.	26	at Miami	6	126	42	
Dec.	3	Baltimore	2	86	48t	
Dec.	10	at Cleveland	4	66	22	
Dec.	17	Dallas	2	35	22	
<b>TOTALS</b>			<b>48</b>	<b>1169</b>	<b>77t</b>	

**1979 RECEIVING**

			NO	YDS	LG	TD
Sept.	2	Cleveland	5	65	33	
Sept.	9	at New England	0	0	0	
Sept.	16	Detroit	6	177	47	
Sept.	23	at Buffalo	3	50	37t	
Sept.	30	Miami	1	71	71t	
Oct.	7	at Baltimore	2	52	41	
Oct.	15	Minnesota	0	0	0	
Oct.	21	Oakland	2	43	22t	
Oct.	28	at Houston	4	111	39t	
<b>INJURED RESERVE — SPRAINED KNEE (Oct. 31)</b>						
<b>TOTALS</b>			<b>23</b>	<b>569</b>	<b>71t</b>	

## 1980 RECEIVING

			NO	YDS	LG	TD
Sept.	7	Baltimore	0	0	0	0
Sept.	14	at Buffalo	1	15	15	0
Sept.	21	San Francisco	1	21	21	0
Sept.	28	at Baltimore	2	36	21	0
Oct.	5	New England	DID NOT PLAY — THIGH INJURED RESERVE — BRUISED THIGH (Oct. 11)			
			REACTIVATED — Nov. 15			
Nov.	16	at Denver	2	62	36t	1
Nov.	23	Houston	3	48	19	0
Nov.	30	at Los Angeles	3	69	43	0
Dec.	7	at Cleveland	1	17	17	0
Dec.	14	New Orleans	1	17	17	0
Dec.	20	at Miami	4	91	47	0
TOTALS			18	376	47	1

## 1981 RECEIVING

			NO	YDS	LG	TD
Sept.	6	at Buffalo	3	40	15	0
Sept.	13	Cincinnati	1	14	14t	1
Sept.	20	at Pittsburgh	1	12	12	0
Sept.	27	Houston	8	128	40t	2
Oct.	4	at Miami	8	112	46	2
Oct.	11	New England	5	81	29t	1
Oct.	18	Buffalo	2	17	12	0
Oct.	25	Seattle	2	15	11	0
Nov.	1	at Giants	6	142	39t	1
Nov.	8	at Baltimore	2	94	49	1
Nov.	15	at New England	3	25	11	0
Nov.	22	Miami	3	36	18	0
Nov.	29	Baltimore	DID NOT PLAY — CALF			
Dec.	6	at Seattle	DID NOT PLAY — CALF			
Dec.	12	at Cleveland	DID NOT PLAY — CALF			
Dec.	20	Green Bay	2	54	38t	1
TOTALS			47	770	49	9

## 1982 RECEIVING

			NO	YDS	LG	TD
Sept.	12	Miami	2	34	29t	2
Sept.	19	at New England	6	64	20	0
Nov.	21	Baltimore	4	84	47	0
Nov.	29	Green Bay	4	37	16	0
Dec.	6	at Detroit	5	164	56t	3
Dec.	12	Tampa Bay	4	54	20	0
Dec.	18	at Miami	7	96	22	1
Dec.	26	at Minnesota	3	31	18	0
Jan.	2	at Kansas City	4	56	19	0
TOTALS			39	620	56t	6

## 1983 RECEIVING

			NO	YDS	LG	TD
Sept.	4	at San Diego	8	83	26t	1
Sept.	11	Seattle	3	116	48	1
Sept.	18	at New England	4	41	13t	1
Sept.	25	L.A. Rams	8	135	37t	2
Oct.	3	at Buffalo	3	24	11	0
Oct.	9	at Cleveland	3	32	13	0
Oct.	16	Miami	1	9	9	0
Oct.	23	Atlanta	5	78	24	0
Oct.	30	at San Francisco	2	36	27	0
Nov.	6	Baltimore	7	66	16	0
Nov.	13	Buffalo	1	8	8	0
Nov.	21	at New Orleans	7	110	42	0
Nov.	27	New England	5	93	64t	2
Dec.	4	at Baltimore	3	27	12	0
Dec.	10	Pittsburgh	0	0	0	0
Dec.	16	at Miami	1	10	10	0
TOTALS			61	868	64t	7

## 1984 RECEIVING

			NO	YDS	LG	TD
Sept.	2	at Indianapolis	3	39	17	0
Sept.	6	Pittsburgh	2	33	19	1
Sept.	16	Cincinnati	5	73	24	0

**W. WALKER** (continued)

**1984 RECEIVING** (continued)

			NO	YDS	LG	TD
Sept.	23	at Buffalo	7	128	44t	3
Sept.	30	New England	4	76	43	1
Oct.	7	at Kansas City	5	66	20	0
Oct.	14	at Cleveland	DID NOT PLAY — ANKLE			
Oct.	21	Kansas City	DID NOT PLAY — ANKLE			
Oct.	28	at New England	2	11	6	0
Nov.	4	Miami	4	60	33t	1
Nov.	11	Indianapolis	2	26	16	0
Nov.	18	at Houston	3	38	25	0
Nov.	26	at Miami	DID NOT PLAY — QUAD			
Dec.	2	Giants	DID NOT PLAY — QUAD			
Dec.	8	Buffalo	2	47	39t	1
Dec.	16	at Tampa Bay	2	26	14	0
<b>TOTALS</b>			<b>41</b>	<b>623</b>	<b>44t</b>	<b>7</b>

**1985 RECEIVING**

			NO	YDS	LG	TD
INJURED RESERVE — SPRAINED KNEE (Sept. 3 - Oct. 5)						
Oct.	6	at Cincinnati	3	56	38	0
Oct.	14	Miami	0	0	0	0
Oct.	20	at New England	6	140	53	0
Oct.	27	Seattle	1	15	15t	1
Nov.	3	at Indianapolis	2	24	17	1
Nov.	10	at Miami	4	48	18	0
Nov.	17	Tampa Bay	5	75	22t	1
Nov.	24	New England	6	168	88t	1
Nov.	28	at Detroit	1	48	48	0
Dec.	8	at Buffalo	4	129	96t	1
Dec.	14	Chicago	1	11	11	0
Dec.	22	Cleveland	1	11	11	0
<b>TOTALS</b>			<b>34</b>	<b>725</b>	<b>96t</b>	<b>5</b>

**1986 RECEIVING**

			NO	YDS	LG	TD
Sept.	7	at Buffalo	3	93	71t	1
Sept.	11	New England	2	28	14	0
Sept.	21	Miami	6	194	65t	4
Sept.	28	at Indianapolis	1	11	11	0
Oct.	5	Buffalo	2	22	16	0
Oct.	12	at New England	2	24	14	0
Oct.	20	Denver	1	23	23t	1
Oct.	26	New Orleans	4	64	37	0
Nov.	2	at Seattle	6	161	83t	1
Nov.	9	at Atlanta	5	85	46t	2
Nov.	16	Indianapolis	5	110	47	3
Nov.	24	at Miami	5	97	30	0
Nov.	30	L.A. Rams	3	57	31	0
Dec.	7	at San Francisco	2	26	17	0
Dec.	13	Pittsburgh	2	21	13	0
Dec.	21	at Cincinnati	0	0	0	0
<b>TOTALS</b>			<b>49</b>	<b>1016</b>	<b>83t</b>	<b>12</b>

**1987 RECEIVING**

			NO	YDS	LG	TD
Sept.	13	at Buffalo	4	91	55	1
Sept.	21	New England	4	88	59	0
Oct.	25	at Washington	0	0	0	0
Nov.	1	Indianapolis	1	11	11	0
Nov.	9	Seattle	0	0	0	0
INJURED RESERVE — SEPARATED SHOULDER (Nov. 11)						
<b>TOTALS</b>			<b>9</b>	<b>190</b>	<b>59</b>	<b>1</b>

**1988 RECEIVING**

			NO	YDS	LG	TD
Sept.	4	at New England	1	11	11	0
Sept.	11	at Cleveland	1	49	49	0
Sept.	18	Houston	6	129	50t	3
Sept.	25	at Detroit	3	51	26t	1
Oct.	2	Kansas City	0	0	0	0
Oct.	9	at Cincinnati	3	22	9	0
Oct.	17	Buffalo	0	0	0	0
Oct.	23	at Miami	2	41	35t	1

1988 RECEIVING (continued)

			NO	YDS	LG	TD
Oct.	30	Pittsburgh	0	0	0	0
Nov.	6	at Indianapolis	0	0	0	0
Nov.	13	New England	0	0	0	0
Nov.	20	at Buffalo	2	43	23	0
Nov.	27	Miami	5	98	35	2
Dec.	4	at Kansas City	0	0	0	0
Dec.	10	Indianapolis	1	21	21	0
Dec.	18	Giants	2	86	49	0
<b>TOTALS</b>			<b>26</b>	<b>551</b>	<b>50+</b>	<b>7</b>

WALKER RECEIVING VS. OTHER NFL TEAMS

1977-1988

	GP	NO	YDS	AVG	TD	---BEST GAME---			
						YEAR	NO	YDS	TD
Atlanta	2	10	163	16.3	2	1986	5	85	2
Buffalo	18	46	879	19.1	9	1984	7	128	3
Chicago	1	1	11	11.0	0	1985	1	11	0
Cincinnati	5	12	165	13.8	1	1984	5	73	0
Cleveland	6	15	240	16.0	0	1979	5	65	0
Dallas	1	2	35	17.5	0	1978	2	35	0
Denver	3	7	218	31.1	3	1978	4	133	1
Detroit	4	15	440	29.3	4	1979	6	177	0
Giants	2	8	228	28.5	1	1981	6	142	1
Green Bay	2	6	91	15.2	1	1981	2	54	1
Houston	6	25	480	19.2	6	1981	8	128	2
Indianapolis	19	52	1000	19.2	8	1986	5	110	3
Kansas City	4	9	122	13.5	0	1984	5	66	0
L.A. Raiders	2	6	221	36.8	3	1977	4	178	1
L.A. Rams	3	14	261	18.6	2	1980	8	135	2
Miami	19	70	1342	19.2	17	1981	8	112	2
Minnesota	2	3	31	10.3	0	1982	3	31	0
New England	19	56	996	17.8	8	1985	6	168	1
New Orleans	4	13	212	16.3	0	1983	7	110	0
Philadelphia	2	6	91	15.2	0	1978	5	88	1
Phoenix	1	4	61	15.3	0	1978	4	61	0
Pittsburgh	7	8	178	19.8	1	1978	2	93	0
San Diego	1	8	83	10.4	1	1983	8	83	1
San Francisco	3	5	83	16.6	0	1983	2	36	0
Seattle	7	14	369	26.4	3	1986	6	161	1
Tampa Bay	3	11	155	14.1	1	1985	5	75	1
Washington	2	4	62	15.5	0	1978	4	62	0
<b>TOTALS:</b>	<b>148</b>	<b>430</b>	<b>8217</b>	<b>19.1</b>	<b>71</b>				

FERRY

Williams

33

DB 5-11 204 10/14/65

Bethune-Cookman

Draft 2, 1988

2nd Season



**PRO:** "Terry displayed all the natural ability we thought he had when we drafted him, but it was unfortunate he suffered an injury that set him back most of the year," said Walton. "He should improve with hard work and time."... **1988:** played 8 games in dime defenses and on special teams...was placed on IR Oct. 19 after suffering a sprained knee, missed 8 games, and was activated Dec. 17 to play special teams in the last game vs. GIA...finished season with 4 tackles...was 37th player picked in 1988 draft, 6th DB.

**COLLEGE:** All-America honorable mention as senior with 3 INT, 2 F and a team high 12 passes defended...had 32 tackles and 1 sack in junior year...was used as extra DB in passing situations in freshman and sophomore years...was also on track team.

**PERSONAL:** Single...majored in criminal justice...returned to school during the offseason...was all-conference DB at South Dade High in his hometown and birthplace of Homestead, FL.

**PRO CAREER STATS:** GP/S: 1988 (8/0). Tackles: 1988 (4). Passes defended (1). Special teams tackles: 1988 (12).



**MIKE**

**Withycombe**

**76**

T-G 6-5 300 11/18/64  
Fresno State  
Draft 5, 1988 2nd Season

**PRO:** "1988 was a large classroom for Mike," said Walton. "He has made improvement, but he has a lot to learn. Conditioning, strength practice and some good old fashioned work could make him a fine player."...**1988:** played 6 games and started 1 (at RG vs. NE for injured Dan Alexander and played 1st half)...also saw action at RG for three quarters of game at IND...served as backup T-G and played on special teams...showed promise in preseason with quickness and blocking ability.

**COLLEGE:** Was All-PCAA LT in junior and senior years...developed fine pass blocking skills on a team that averaged 279.9 yards and 39 pass attempts per game as senior in 1987...was redshirted in 1985 after transferring from West Hills JC.

**PERSONAL:** Single...majored in theatre and criminology...was in several college and high school plays and would like to become an actor...was football and wrestling star at Lemoore High in his hometown of Lemoore, CA...birthplace: Meridan, MS.

**PRO CAREER STATS:** GP/S: 1988 (6/1).

---

## JETS 1988 HONORS

### AL TOON —

AFC Pro Bowl  
NFL's leading receiver  
All-NFL 1st team — Pro Football Weekly  
All-NFL 2nd team — AP  
All-AFC 1st team — UPI, Football News

### MICKEY SHULER —

AFC Pro Bowl  
All-NFL 2nd team — AP  
All-AFC 1st team — UPI, Football News

### ERIK McMILLAN —

AFC Pro Bowl  
AFC Interception leader  
NFL Defensive Rookie of the Year — AP,  
Pro Football Weekly, USA Today/NFLPA,  
Football Digest  
All-AFC 2nd team — UPI  
All-NFL rookie team — Pro Football Weekly,  
UPI, Pro Football Weekly

### JOJO TOWNSELL —

AFC punt return leader  
All-AFC 1st team — Pro Football Weekly,  
Football News

### JIM SWEENEY —

All-NFL 1st team — Sports Illustrated

### JAMES HASTY —

All-NFL rookie team — Pro Football Weekly, UPI

## JETS 1989 DRAFT PICKS AND FIRST YEAR PLAYERS

R	NAME	POS	HT	WT	COLLEGE
1	Jeff Lageman . . . . .	LB	6-5	250	Virginia
2	Dennis Byrd . . . . .	DE	6-5	270	Tulsa
3	Joe Mott . . . . .	LB	6-4	253	Iowa
4	Ron Stallworth . . . . .	DE	6-5	262	Auburn
5	Tony Martin . . . . .	WR	6-0	174	Mesa (CO)
6a	Marvin Washington	DE	6-6	260	Idaho
6b	Titus Dixon . . . . .	WR-KR	5-6	152	Troy State
7	Stevon Moore . . . . .	CB-S	5-11	205	Mississippi
8	A.B. Brown . . . . .	RB	5-9	210	West Virginia
9	Patrick Marlatt . . . . .	DT	6-5	270	West Virginia
10	Adam Bob . . . . .	LB	6-2	240	Texas A&M
11	Artie Holmes . . . . .	S	5-11	205	Washington State
12	Willie Snead . . . . .	WR	5-11	190	Florida

6a Acquired from L.A. Raiders for Russell Carter (1988)

### ADAM

## Bob

## 52



LB 6-2 240 10/30/67  
Texas A&M  
Draft 10, 1989

**COLLEGE:** "Adam is a consistent LB who is always active," said scout Don Grammer. "He is a disciplined player who has been successful on special teams. He loves to play the game."...was starting LILB on unit that was 2nd in SWC in total defense (281.0 avg.) including 121.3 yards rushing...recorded 60 tackles and 1 pass defensed...had season high 11 tackles vs. Alabama...had outstanding junior year with 53 tackles, team high 3 INT and 1 FF...was voted Most Outstanding Defensive Player in Cotton Bowl win over Notre Dame with 11 tackles...was used mainly on special teams as sophomore and as a blocking FB in goal-line situations...carried the ball 4 times for 2 TD...had 9 tackles and 3 passes defensed as freshman...nicknamed "Boom-Boom" for his hard-hitting style of play.

**PERSONAL:** Single...majored in sociology...enjoys fishing and billiards...worked as a pipe grinder in oil fields during college...was Roger Vick's roommate during his 1st 2 years in college...has done volunteer work for Special Olympics and would like to work with disadvantaged children as a career...all-state player at Northside High in his hometown of Lafayette, LA...birthplace: Madison, WI.

### A.B.

## Brown

## 29



RB 5-9 210 12/4/65  
West Virginia  
Draft 8, 1989

**COLLEGE:** "A.B. is quick, strong and hard to bring down," said scout Marv Sunderland. "He has the speed to get upfield and also shows the hands to catch the ball out of the backfield."...RB coach Bobby Hammond: "A.B. possesses good quickness and acceleration into the hole. He's a tough, determined runner with the capability to be a 3rd down back for us."...had excellent 2-year career at West Virginia after transferring from Pittsburgh...was

**BROWN** (continued)

honorable mention All-America as senior when he rushed for over 100 yards 5 times while leading team with 167-913-7 TD rushing along with 3-20 receiving...had best game vs. Virginia Tech with 23-191-1 TD rushing along with 3-20 receiving...had best game vs. Virginia Tech with 23-191-1 TD rushing...also had good games vs. Pittsburgh (17-110), Penn State (17-103), Rutgers (22-111) and Syracuse (22-111)...was 11-49 in Fiesta Bowl vs. Notre Dame...led team as junior with 167-508-4 TD including 4 100-yard games...was honorable mention All-East pick...had season high 25-168-1 TD vs. Maryland...sat out 1986 after transferring from Pittsburgh...played behind Charles Gladman and Craig "Ironhead" Heyward at Pitt in 1985 and was 45-217-2 TD rushing along with 6-30 receiving...played special teams in 1984... runs the 40 in 4.6.

**PERSONAL:** Single...majored in sports management...given name is Anthony...enjoys tennis and racquetball...did construction work during college...was all-state RB at Salem High in his hometown and birthplace of Salem, NJ where he was one of the top RBs in country...ran for 4107 yards in 3 years including 260-2012-21 TDs as a senior...that broke Lydell Mitchell's school records for most yards rushing and TDs scored in season.

**DENNIS****Byrd****90**

DE      6-5      270      10/5/66  
 Tulsa  
 Draft 2, 1989

**COLLEGE:** "Dennis is an all-out player with good DE speed and temperament," said scout Marv Sunderland. "He uses his hands well and is a hitter with good athletic ability. He is a tempo-setting type of player. Dennis is a natural pass rusher who played well in big games." ...Joe Walton: "Dennis has good upfield pass rush ability. He caught our eyes with his high motor playing style and enthusiasm. We're looking for a better pass rush and he can help us." ...defensive line coach Wallace Chambers: "Dennis was the quickest DE I worked out. What he offers us is a total player, not a specialist. He's a throwback to the linemen who play every down. He's got the quickest hands I've seen in sometime. Dennis could have an impact in his 1st year with us." ...was 2nd team All-America pick as senior playing LE when he registered 108 tackles, 11 QB sacks, 35 pressures (all highs on defensive line) and 6 tackles for losses...had best game with 20 tackles and 2 sacks vs. Kansas State...had 15 tackles and 2 sacks against UNLV...improved play with intense weightlifting program that added over 50 pounds to his frame from freshman year...was honorable mention All-America as junior when he had 92 tackles and 3 sacks...displayed great leaping ability by also blocking a pair of kicks...had season high 15 tackles vs. Oklahoma...played DT as sophomore and was 2nd on team with 75 tackles while leading the unit with 6 sacks...played OLB in freshman year and had 46 tackles and a forced fumble...runs the 40 in 4.8...was 42nd player picked in 1989 draft, 5th DL.

**PERSONAL:** Wife Angela...majored in communications...enjoys hunting and fishing...did volunteer work at Children's Medical Center at Tulsa and was also member of FCA...uncle Jim Brown played DE at Tulsa and CFL...was all-state DE at Mustang High in his hometown of Mustang, OK...led the state with 39 sacks his senior year...birthplace: Oklahoma City, OK.

*I enjoy physical contact. I really like to hit. This is the only sport except boxing where you can abuse someone and not go to jail for it.*

—Dennis Byrd

TITUS

# Dixon

89

WR-KR 5-6 152 6/15/66  
Oregon State  
Draft 6b, 1989



**COLLEGE:** "Titus is a WR with tremendous speed," said offensive coordinator Rich Kotite. "He has great instincts and feel for the situation. Titus can and has made the difficult catch. He is an exceptional deep threat with the ability to turn any pass into a TD with his elusiveness. He is also extremely productive as a kick returner and on reverses." "...quick, versatile player who had outstanding year as senior with 19-248-1 TD receiving, 6-24 rushing and -21.5 avg on KOR...played well despite being hampered by ankle injury during the year...was all-conference selection as a return specialist as a junior...finished 2nd on team with 32-651-5 TD inceptions in addition to 13-227-1 TD rushing...was 29-25.7 avg. on KOR...had season high 11 catches for 167 yards and 1 TD vs. Idaho State...had 97-yard TD catch vs. Tennessee-Martin...returned 2 kickoffs for 108 yards vs. Jacksonville...led team in national game win over Portland State scoring on a 49-yard reverse...highlights of sophomore year included 100-yard KOR for a TD vs. Livingston and a 99-yard TD reception vs. Nicholls State...led team as a freshman with 20-327-3 TD receiving...shortest and lightest player ever drafted by Jets...runs the 40 in 4.4...just missed qualifying for the last Olympics when he ran 100 meters in 10.3.

**PERSONAL:** Single...has degree in criminal justice...enjoys fishing...would like to join the Air Force...all-state track and football standout at Clewiston High in his hometown and birthplace of Clewiston, FL.

ARTIE

# Holmes

39

5-11 205 4/27/66  
Washington State  
Draft 11, 1989



**COLLEGE:** "Artie is a very instinctive and aggressive player who is also an outstanding tackler and hitter," said scout Joe Collins. "He smashes you in the face. He is a big play safety who made game saving tackles. Artie can turn around the tempo of a game with his aggressiveness." "...had good senior season as starting FS and led team with 4 INT, 16 passes defensed and 95 tackles...was 2nd team All-PAC 10...had 14 tackles and 2 passes defensed vs. Oregon...was key player in upset win over top ranked UCLA with 12 tackles and a Troy Aikman INT to halt final UCLA scoring drive...was team's 3rd leading tackler as junior with 92 in addition to 2 INT and 1 sack...had 1 INT and 57 tackles as a sophomore and 1 sack and 52 tackles as a freshman...had 18 tackles and 1 sack in 1st career start vs. Arizona State...runs the 40 in 4.6...played in the same defensive backfield with James Hasty in 1986 and 1987.

**PERSONAL:** Single...has degree in sociology...enjoys music and fishing...worked as a bellman at a hotel during college...all-conference DB at Eisenhower High in his hometown of Rialto, CA...has done volunteer work for Big Brothers...father, Harold, is in Air Force and Artie was born in Panama City, Panama when he was stationed there...moved to California when he was age 2.



# JEFF Lageman

56

LB 6-5 250 7/18/6'  
Virginia  
Draft 1, 1989

**PRONOUNCED:** LOG-a-men

**COLLEGE:** "Jeff has outstanding size, aggressiveness and toughness and he has always been productive," said director of player personnel Mike Hickey. "Not only did he do well in the regular season, but he rose to the occasion in the bowl games to catch your attention. He has positional versatility as an OLB, ILB and pass rushing DE. Jeff has excellent hands and pass coverage ability. He loves to play the game and has some natural nastiness about him. He's the big type of LB we've had to play against but haven't had." ...Jo Walton: "We've been trying to improve our size, athletic ability and toughness and Jeff fits all of those characteristics. He has been a productive player with good leadership qualities. We envision Jeff fitting in with our young team. He's the kind of player we want to continue to build with. I plan to pencil in Jeff as our ROLB." ...All-American and All-ACC as 3-year starter at ILB at Virginia...finished 5th on school's career tackles list with total of 250...caught the eye of Jets' scouts in East-West Shrine and Blue-Gray post season all-star games where he played OLB and DE...registered 1 sack, 8 tackles and 1 pass defended in East-West game and 1 INT and 6 tackles in Blue-Gray contest...was team captain and paced squad as senior with 117 tackles, 1 sack, 7 passes defended and 2 INT...had season high 17 tackles vs. Clemson...was ACC Defensive Player of the Week vs. NC State with a blocked FG, 1 INT and a tackle behind the line of scrimmage on a fake FG...had team high 60 tackles as junior in addition to 4 passes defended and a FF...was in on 8 tackles vs. BYU in All-America Bowl that year...also had season high 13 tackles vs. Clemson...became starter in opening 5 games of sophomore year before suffering broken leg which sidelined him for rest of year...finished with 37 tackles and 1 INT for the year...was Player of the Week vs. Wake Forest with 10 tackles, 1 INT and a FF...was key member of special teams as freshman...grew up idolizing Jack Lambert...is only the 2nd LB to be Jets top draft pick (Bob Crable in 1982 was other)...14th player picked in the 1989 draft, 4th LB.

**PERSONAL:** Single...has degree in economics...enjoys hunting and fishing...worked with teenagers at psychiatric hospital during college...brother Scott played ILB at Virginia from 1982-85...has tattoo of an eagle placed on right arm with high school teammates in a kinship...likes loud rock music and motorcycles...did volunteer work for American Cancer Society...was all-star football and baseball player at Park View High in his hometown of Great Falls, VA...was also member of National Honor Society...birthplace: Fairfax, VA.

---

*It talks about intensity under fire. When you're lining up and you go against a 300-pound guy across from you who wants to maul you—it's a battle of opposites. Your adrenaline flows, and it's a high no drink or drug could match. That's why I love the game so much.*

—Jeff Lageman, citing a book by former Vietnam Marine officer Philip Caputo, "A Rumor of War" on draft day to describe his approach to football

---

**PATRICK**

# Marlatt

**95**

DT 6-5 270 5/3/66  
West Virginia  
Draft 9, 1989



**PRONOUNCED:** MAR-lett

**COLLEGE:** "Patrick is a big, physical player with good initial quickness off the ball," said scout Marv Sunderland. "He has strength and is a solid competitor."...DB coach Mike Faulkner: Patrick was a valuable backup on a good football team and we like the fact that he is quick, big and strong. He can help us on special teams and in short yardage and goal line situations right now. He can play either DT or NT for us."...shared the starting DT spot in senior year and finished with 14 tackles and 3 sacks...had sacks vs. Bowling Green (1) and East Carolina (2)...had 2 goal line tackles in Fiesta Bowl vs. Notre Dame...had 12 tackles and 4 sacks...saw limited playing as a freshman.

**PERSONAL:** Single...has degree in sports management...enjoys cooking...would like to open his own restaurant...did volunteer work at the Children's Hospital in college...all-state football standout at Sun High in his hometown of Princeton, NJ...birthplace: West Palm Beach, FL.

**TONY**

# Martin

**81**

WR 6-0 174 9/5/65  
Mesa (CO)  
Draft 5, 1989



**COLLEGE:** "Tony is a good athlete with rare speed and hands," said scout Marv Sunderland. "He worked out easily as a WR. He catches the ball well and showed natural pattern running ability. He also has positional versatility as a 3rd QB."...offensive coordinator Rich Kotite: "Tony reminds me of a smaller James Lofton the way he is built and his running style. He is a natural athlete so the transition to WR would be smooth for him. Tony has the quickness to get up-field and for a man his size has exceptional deep speed. He also has a fine feel for the passing game."...versatile athlete who will be tried at WR after excelling at QB at Mesa the past 2 years...guided his team to 21-3 record during that time as the offense averaged 50.1 points per game...had outstanding senior year and was all-conference pick on a squad that led the nation in scoring (53 points per game), rushing (364.4 avg.) and total offense (540.5 avg)...passing stats were 85-144-1603-17 TD-2 INT while rushing totals were 69-531-7.7 avg-11 TD...averaged 237.1 yards per game in total offense, 7th best in nation among NAIA Div. I schools...only played in 4 games where he saw action in 4th quarter in 1988...ran for 117 yards and 3 TD on only 6 carries vs. Ft. Lewis...was 72-134-953-6 TD-8 INT passing and 113-157-4.5 avg-8 TD rushing as junior...transferred to Mesa prior to his junior year from Bishop College (TX)...originally enrolled at Colorado...runs the 40 in 4.45.

**PERSONAL:** Single...majored in business management...enjoys swimming, tennis and horses...father, Harold owns a small radio station in Atlanta...3-sport standout at Miami Lakes High in his birthplace and hometown of Miami, FL.



STEVON

Moore

27

CB-S 5-11 205 2/9/67  
Mississippi  
Draft 7, 1989

**PRONOUNCED:** STEVE-on

**COLLEGE:** "Stevon reminds me of James Hasty," said DB coach Mike Faulkner. "The first things I noticed about him were his good feet and excellent bump-and-run play. He'll hit you. He's a productive player who can play both CB and SS."...All-SEC pick as RCB in senior year when he shut out almost every WR he played against...recorded 62 tackles, blocked FG, 3 passes defended...recovered a fumble and raced 17-yards for TD vs. Memphis State...made game saving INT in EZ vs. Tulane...had 2 INT vs. SW Louisiana...was 1st team All-SEC as sophomore when he led team with 13 passes, 2 INT and 4 passes defended...received same honor vs. Mississippi State with 5 passes defended...had 1 INT, 6 passes defended and 55 tackles as freshman when he emerged as a starter...runs the 40 in 4.5.

**PERSONAL:** Single...majored in sports management...enjoys fishing and swimming...worked in a paper factory during college...was all-conference QB and FS at Stone County High in his hometown and birthplace of Wiggins, MS.



JOE

Mott

51

LB 6-4 253 10/6/67  
Iowa  
Draft 3, 1989

**COLLEGE:** "From beginning to end, Joe goes all out every play," said scout Don Grammer. "Every down is a clutch play to him. He has the mobility to make things happen. Joe made countless numbers of big plays in big games. He is a clutch player who can be an OLB, ILB or pass rushing DE."...LB coach Jim Vechiarella: "Joe is an aggressive player who gives us size, strength and the pass rushing ability we're looking for in a LB. He's an excellent pass rusher who had a lot of sacks and also plays the run well."...had excellent senior year and was all-Big 10 pick by AP and UPI...was 2nd in Big 10 with 10 QB sacks and 2nd with 21 tackles for losses...his tackles for losses total broke Andre Tippett's low season record (20)...was 6th on team with 76 tackles in addition to FF and 5 passes defended... earned defensive MVP honors in 4 games...had 7 tackles and 2 sacks vs. Hawaii...also had 2 sacks in games vs. Kansas State, Michigan State and Michigan...was honorable mention All-Big 10 as junior with 52 tackles, 2 sacks and 1 INT...was outstanding vs. Arizona with 7 tackles and 2 sacks...had a INT, FR and FF vs. Kansas State...was top tackler among the DEs as sophomore with 47...had 9 tackles, 4 pressures and 1 FR vs. Wisconsin...played every game and started 2 as freshman...had 1 tackle...highly emotional player who runs the 40 in 4.75...70th player picked in 1989 draft, 12th LB.

**PERSONAL:** Single...has degree in liberal arts...enjoys hunting and fishing...also loves karate and is currently a yellow belt...followed Andre Tippett's lead and uses the karate to increase flexibility

and hand speed...was college teammate of Jets' Mike Haight...did construction work during college...did volunteer work for the March of Dimes...given name is John Christopher...was all-state DE and TE at Union Endicott High in his hometown and birthplace of Endicott, NY.

**KEITH**

## Neubert

**86**

TE 6-6 242 9/13/64  
Nebraska  
Draft 8, 1988 1st Season



**PRO:** "We feel that Keith's physical attributes could make him an outstanding TE," said Walton. "However, he has a lot of work ahead of him before that potential can be realized." ...**1988:** played the final game on special teams vs. GIA after being activated from IR...was originally placed on IR Aug. 29 after suffering a fractured rib in preseason...was impressive in preseason with 1-19 receiving in addition to good blocking.

**COLLEGE:** Was 5th year senior who played on the basketball team before deciding to give football a try in 1987...had not played football since junior year of high school...played in double-TE situations and was excellent special teamer...was 3-year letterman is a valuable reserve power forward on basketball squad...career highlight came in win over Kansas when he scored 10 points and had 2 rebounds vs. Danny Manning...set school record by fouling out of 15 consecutive games.

**PERSONAL:** Single...has degree in speech communication...was *Street & Smith* All-America basketball pick at Fort Atkinson High in his hometown and birthplace of Fort Atkinson, WI...the starting forwards on that high school team were Neubert and his boyhood friend, John Offerdahl (Miami LB).

**DARRYL**

## Pearson

**18**

WR 6-2 198 3/9/66  
Alabama State  
Free Agent, 1989



**PRO:** Was re-signed by the Jets during offseason...was originally signed as a FA by the Jets in 1988 and was released on the final cut...impressed coaches during 1988 preseason with 5-62-1 TD...had best game vs. GIA with 3-40-1 TD...has excellent size and hands.

**COLLEGE:** 4-year starter who set school's receiving record with 124-1,829-16 TDs...played both WR and TE...was 2nd team All-SWC as senior with 32-462-4 TDs and played in Blue-Gray bowl game...was 50-692 as junior...was team MVP in junior and senior seasons.

**PERSONAL:** Single...majored in office administration...also played baseball and basketball at Choctaw High in his hometown of Gilbertown, AL.



**BOBBY  
Riley**

**87**

WR-KR 5-9 168 10/17/64  
Oklahoma State  
Free Agent, 1987, 1988 1st Season

**PRO:** "Bobby impressed the staff with his quickness, hands and the speed to get deep," said Walton. "With a good offseason and camp he could have a chance to make the roster."...**1988:** was having good training camp before suffering elbow injury which put him on IR...returned to practice in midseason and impressed coaches on practice field...will also be tried as a returner...**1987:** played in 2 replacement games for Jets and was 4-42 receiving...was 2-23 vs. MIA and 2-19 at IND...was in ATL training camp but was released on the last cut.

**COLLEGE:** 4-year starter...one of OSU's leading career receivers with 79-1287...was 17-339 as senior in only 7 games after suffering fractured collarbone...also averaged 9.4 on PR and 23.1 on KOR that year including 97-yarder for a TD.

**PERSONAL:** Single...majored in education...was car salesman in offseason...4-sport standout at Stroud High in his hometown of Stroud, OK...was All-Oklahoma selection 3 times as a RB rushing for 2796 yards and 52 TDs in career...birthplace: Nowata, OK.



**WILLIE  
Snead**

**19**

WR 5-11 190 9/3/66  
Florida  
Draft 12, 1989

**COLLEGE:** "Willie is a good athlete with exceptional speed and good hands," said scout Marv Sunderland. "He has also shown value as a kick and punt returner."...played final 2 years at Florida after transferring following 2 seasons at Virginia...as senior was 3rd on team with 13-171-1 TD in receptions in addition to 3-71 on KOR...had season high 6-66 vs. Vanderbilt...was 2nd on squad as junior with 20-241 receiving...best game that year was in Aloha Bowl vs. UCLA with 3-62...sat out 1986 after transferring from Virginia where he was playing behind WR John Ford (Detroit's #2 1989 draft pick)...at Virginia was 5-67 in 1985 and 4-32 in 1984...runs the 40 in 4.4...bench presses 385 lbs. and his leg press of 1030 lbs. was the 2nd best among Florida players.

**PERSONAL:** Single...has degree in criminal justice...worked as an intern in the District Attorney's office this past summer while in college...would like to be a lawyer...was active in Say No to Drugs campaign in college...was football standout at Glades Central High in hometown and birthplace of Belle Glade, FL on a team that also had 1989 high draft choices Louis Oliver and Rhondy Weston.



**RON  
Stallworth**

**96**

DE 6-5 262 2/25/66  
Auburn  
Draft 4, 1989

# 1989 TRAINING CAMP NUMBERS

IO	NAME	POS	NO	NAME	POS
2	Roland Hawkins	WR	49	Ralph Caldwell	LB
3	Darryl Wright	P	50	Timmy Cofield	LB
4	David Jackson	WR	51	Joe Mott	LB
5	Pat Leahy	K	52	Adam Bob	LB
6	Joe Prokop	P	53	Jim Sweeney	C
7	Ken O'Brien	QB	54	Troy Benson	LB
10	Pat Ryan	QB	55	Alex Gordon	LB
15	Kyle Mackey	QB	56	Jeff Lageman	LB
16	Eric Dahlquist	QB	57	Kevin McArthur	LB
7R	James Harris	QB	58	Jackie Walker	LB
W	Sanjay Beach	WR	59	Kyle Clifton	LB
18	Darryl Pearson	WR	60	Dan Alexander	G
19	Willie Snead	WR-KR	61	Jeff Criswell	T
20	Joe Dudek	RB	62	Steve Collier	T
1G	Leander Knight	CB-S	63	Bobby Curtis	LB
W	Tim Healy	RB	64	Guy Bingham	C-G
22	Erik McMillan	S	65	Kirk Dodge	LB
1W	Chuck Banks	RB	66	Dave Cadigan	G-T
3G	Irvin Smith	CB-S	68	Reggie McElroy	T
24	Freeman McNeil	RB	69	Steve Hammond	LB
25	George Radachowsky	S	70	Jeff Oliver	G
26	Steve Holloway	TE	71	Gregg Harris	G
27	Stevon Moore	CB-S	72	Erwin Grabisna	DT
28	Carl Howard	CB-S	74	Willard McDowell	DE
29	A.B. Brown	RB	75	Adam Schreiber	G-C
30	Nuu Faaola	RB	76	Mike Withycombe	T-G
31	Marion Barber	RB	77	Gerald Nichols	DT-DE
32	Terry Underwood	RB	78	Andre Lockley	T
33	Terry Williams	CB	79	Mike Haight	G-T
34	Johnny Hector	RB	80	K.D. Dunn	TE
35	Mark Konecny	RB-KR	81	Tony Martin	WR-KR
36	Rich Miano	S	82	Mickey Shuler	TE
37	Erwin Matthews	RB	83	JoJo Townsell	WR-KR
38	Tony Miller	RB	84	Michael Harper	WR-KR
9G	Artie Holmes	S	85	Wesley Walker	WR
1W	Reggie Barnes	RB	86	Keith Neubert	TE
40	James Hasty	CB	87	Bobby Riley	WR-KR
41	Greg Werner	TE	88	Al Toon	WR
42	John Booty	CB-S	89	Titus Dixon	WR-KR
43	Roger Vick	FB	90	Dennis Byrd	DE
4G	James Johnson	LB	91	Paul Frase	DE
4W	Vinny Amoia	RB	92	Ken Rose	LB
45	Rob Sterling	S	93	Marty Lyons	DE-DT
6G	Michael Mitchell	CB	94	Scott Mersereau	DT-DE
6W	Mitch Andrews	TE	95	Patrick Marlatt	DT
7G	Jeff Davis	LB	96	Ron Stallworth	DE
7W	Randy Tanner	WR	97	Marvin Washington	DE
48	Bobby Humphery	CB-KR			

Duplicate Numbers:

W — Offensive White Jersey G — Defensive Green Jersey

— Quarterback Jersey

No	Name	Pos	Ht	Wt	Birth Date	NFL Exp	College
60	Alexander, Dan	G	6-4	274	6/17/55	13	Louisiana State
44W	Amoia, Vinny	RB	5-11	214	3/30/63	1	Arizona State
46W	Andrews, Mitch	TE	6-2	250	3/4/64	2	Louisiana State
23W	Banks, Chuck	RB	6-0	225	1/4/64	3	West Virginia Tech
31	Barber, Marion	FB	6-3	228	12/6/59	8	Minnesota
39W	Barnes, Reggie	RB	5-9	207	10/19/67	R	Delaware State
17W	Beach, Sanjay	WR	6-0	189	2/21/66	1	Colorado State
54	Benson, Troy	LB	6-2	235	7/30/63	4	Pittsburgh
64	Bingham, Guy	C-G	6-3	260	2/25/58	10	Montana
52	Bob, Adam	LB	6-2	240	10/30/67	R	Texas A&M
42	Booty, John	CB-S	6-0	179	10/9/65	2	Texas Christian
29	Brown, A.B.	RB	5-9	210	12/4/65	R	West Virginia
90	Byrd, Dennis	DE	6-5	270	10/5/66	R	Tulsa
66	Cadigan, Dave	G-T	6-4	285	4/6/65	2	Southern California
49	Caldwell, Ralph	LB	6-1	229	1/18/62	1	Indiana
59	Clifton, Kyle	LB	6-4	236	8/23/62	6	Texas Christian
50	Cofield, Timmy	LB	6-2	242	5/18/63	4	Elizabeth City St. (NC)
62	Collier, Steve	T	6-7	380	4/19/63	2	Bethune-Cookman
61	Criswell, Jeff	T	6-7	284	3/7/64	3	Graceland (IA)
63	Curtis, Bobby	LB	6-2	235	10/23/64	2	Savannah State
16	Dahlquist, Eric	QB	6-5	217	9/12/66	R	Kenyon (OH)
47G	Davis, Jeff	LB	6-2	230	1/19/66	1	Nevada-Reno
89	Dixon, Titus	WR-KR	5-6	152	6/15/66	R	Troy State
65	Dodge, Kirk	LB	6-1	240	6/4/62	4	Nevada-Las Vegas
20	Dudek, Joe	RB	6-0	188	1/22/64	1	Plymouth State (NH)
80	Dunn, K.D.	TE	6-3	237	4/28/63	5	Clemson
30	Faaola, Nuu	RB	5-11	220	1/15/64	4	Hawaii
91	Frase, Paul	DE	6-5	260	5/5/65	2	Syracuse
55	Gordon, Alex	LB	6-5	246	9/14/64	3	Cincinnati
72	Grabisna, Erwin	DT	6-2	274	8/27/66	1	Case Western Reserv
79	Haight, Mike	G-T	6-4	281	10/6/62	4	Iowa
69	Hammond, Steve	LB	6-4	229	2/25/60	1	Wake Forest
84	Harper, Michael	WR-KR	5-10	180	5/11/61	4	Southern California
71	Harris, Gregg	G	6-3	272	4/8/66	1	Wake Forest
17R	Harris, James	QB	6-3	224	2/5/66	R	Lehigh
40	Hasty, James	CB	6-0	197	5/23/65	2	Washington State
2	Hawkins, Roland	WR	5-10	176	10/24/64	1	Oregon State
21W	Healy, Tim	RB	6-0	226	2/6/67	R	Delaware
34	Hector, Johnny	RB	5-11	202	11/26/60	7	Texas A&M
26	Holloway, Steve	TE	6-2	259	8/23/64	2	Tennessee State
39G	Holmes, Artie	S	5-11	205	4/27/66	R	Washington State
28	Howard, Carl	CB-S	6-2	190	9/20/61	6	Rutgers
48	Humphery, Bobby	CB-KR	5-10	180	8/23/61	6	New Mexico State
4	Jackson, David	WR	5-9	176	1/2/65	1	Southeast Missouri
44G	Johnson, James	LB	6-2	241	6/21/62	3	San Diego State
21G	Knight, Leander	CB-S	6-0	196	2/16/63	1	Montclair State
35	Konecny, Mark	RB-KR	6-0	200	4/23/63	3	Alma (MI)
56	Lageman, Jeff	LB	6-5	250	7/18/67	R	Virginia

# 1989 TRAINING CAMP DEPTH CHART

## OFFENSE

WR	88 AL TOON, 83 JoJo Townsell, 81 Tony Martin, 18 Darryl Pearson, 19 Willie Snead, 2 Roland Hawkins
LT	61 JEFF CRISWELL, 76 Mike Withycombe, 78 Andre Lockley
LG	79 MIKE HAIGHT, 76 Mike Withycombe, 71 Greg Harris
C	53 JIM SWEENEY, 64 Guy Bingham, 75 Adam Schreiber
RG	60 DAN ALEXANDER, 66 Dave Cadigan, 70 Jeff Oliver
RT	68 REGGIE McELROY, 61 Jeff Criswell, 62 Steve Collier
TE	82 MICKEY SHULER, 80 K.D. Dunn, 86 Keith Neubert, 26 Steve Holloway, 46W Mitch Andrews, 41 Greg Werner
WR	85 WESLEY WALKER, 84 Michael Harper, 87 Bobby Riley, 89 Titus Dixon, 47W Randy Tanner, 17W Sanjay Beach, 4 David Jackson
QB	7 KEN O'BRIEN, 10 Pat Ryan, 15 Kyle Mackey, 16 Eric Dahlquist, 17R James Harris
RB	24 FREEMAN McNEIL, 34 Johnny Hector, 29 A.B. Brown, 35 Mark Konecny, 20 Joe Dudek, 39W Reggie Barnes, 37 Erwin Matthews, 32 Terry Underwood
FB	43 ROGER VICK, 31 Marion Barber, 30 Nuu Faaola, 44W Vinny Amoia, 21W Tim Healy, 38 Tony Miller, 23W Chuck Banks

## DEFENSE

LE	91 PAUL FRASE, 90 Dennis Byrd, 74 Willard McDowell
NT	94 SCOTT MERSEREAU, 77 Gerald Nichols, 95 Patrick Marlatt
RE	93 MARTY LYONS, 96 Ron Stallworth, 97 Marvin Washington
LOLB	55 ALEX GORDON, 58 Jackie Walker, 51 Joe Mott, 65 Kirk Dodge
LILB	54 TROY BENSON, 57 KEVIN McARTHUR, 52 Adam Bob, 44G James Johnson, 47G Jeff Davis
RILB	59 KYLE CLIFTON, 57 KEVIN McARTHUR, 69 Steve Hammond, 49 Ralph Caldwell
ROLB	56 Jeff Lageman, 50 Timmy Cofield, 92 Ken Rose, 63 Bobby Curtis
LCB	48 BOBBY HUMPHERY, 33 Terry Williams, 23G Irvin Smith, 21G Leander Knight
RCB	40 JAMES HASTY, 28 Carl Howard, 46G Michael Mitchell, 42 John Booty
SS	36 RICH MIANO, 45 Rob Sterling, 27 Stevon Moore, 39G Artie Holmes
FS	22 ERIK McMILLAN, 42 John Booty, 25 George Radachowsky

## SPECIALISTS

P	6 JOE PROKOP, 3 Darryl Wright
K	5 PAT LEAHY
H	10 PAT RYAN, 7 Ken O'Brien, 15 Kyle Mackey
RET	48 BOBBY HUMPHERY, 83 JOJO TOWNSELL, 35 Mark Konecny, 84 Michael Harper, 87 Bobby Riley, 81 Tony Martin, 89 Titus Dixon, 19 Willie Snead, 23G Irvin Smith
PC	64 GUY BINGHAM, 75 Adam Schreiber, 53 Jim Sweeney

1988 starters in CAPS, rookies & 1st year players in *italics*  
 NOTE: In 1988, Dave Cadigan started 4 games at LT, Kevin McArthur started 16 games at ROLB.

# 1989 NEW YORK JETS HOTEL HEADQUARTERS

The Jets will depart the day prior to the game and return immediately following the game. During the regular season, the team will workout upon arrival in each city. Check with Public Relations Department for Airline Departure and Arrival Sites as well as departure times.

## **GREEN BAY**

Embassy Suites Hotel  
1200 South Mooreland Road  
Brookfield, WI 53005  
(414) 782-2900

## **BUFFALO**

Buffalo Marriott  
1340 Millersport Highway  
Amherst, NY 14221  
(716) 689-6900

## **PHILADELPHIA @ RALEIGH, NC**

Radisson Plaza Hotel  
420 Fayetteville Street Mall  
Raleigh, NC 27601  
(919) 834-9900

## **NEW ENGLAND**

Providence Marriott  
Charles at Orms  
Providence, RI 02904  
(401) 272-2400

## **KANSAS CITY**

Hyatt Regency Crown Center  
2345 McGee Street  
Kansas City, MO 64108  
(816) 421-1234

## **INDIANAPOLIS**

Hyatt Regency Indianapolis  
One South Capital Avenue  
Indianapolis, IN 46204  
(317) 632-1234

## **CLEVELAND**

Stouffer Tower City Plaza Hotel  
24 Public Square  
Cleveland, OH 44113  
216-696-5600

## **SAN DIEGO**

San Diego Marriott/Marquis  
333 West Harbor Drive  
San Diego, CA 92101  
(619) 234-1500

## **MIAMI**

Ft. Lauderdale Marriott/Marina  
1881 SE 17th Street  
Ft. Lauderdale, FL 33316  
(305) 463-4000

## **L.A. RAMS**

Anaheim Marriott  
700 West Convention Way  
Anaheim, CA 92802  
(714) 750-8000

## **NEW ORLEANS**

Hyatt Regency New Orleans  
Poydras at Loyola Avenue  
New Orleans, LA 70140  
(504) 561-1234

## **HOME GAMES**

Loews Glenpointe Hotel  
100 Frank W. Burr Blvd.  
Teaneck, NJ 07666  
(201) 836-0600

# 1989 NEW YORK JETS TRAINING CAMP ROSTER

High School Hometown	How Acq.	Games Played/ Started in '88	No	Name	Pos	Ht	Wt	Birth Date	NFL EXP	College	High School Hometown	How Acq.	Games Played/ Started in '88
Houston, TX	D8a-77	14/13	5	Leahy, Pat	K	6-0	196	3/19/51	16	St. Louis	St. Louis, MO	FA-74	16/0
Buffalo, NY	D11-86	FA-89	78	Lockley, Andre	T	6-5	274	9/15/65	1	Tulane	Franklin, LA	FA-89	
Houma, LA	FA-89		93	Lyons, Marty	DE-DT	6-5	269	1/15/57	11	Alabama	St. Petersburg, FL	D1-79	16/16
Baltimore, MD	FA-89		15	Mackey, Kyle	QB	6-3	216	3/2/63	3	East Texas State	Alpine, TX	FA-88	0/0-IR
Detroit, MI	D2-81	16/1	95	Marlatt, Patrick	DT	6-5	270	5/3/66	R	West Virginia	Princeton, NJ	D9-89	
Philadelphia, PA	FA-89		81	Martin, Tony	WR-KR	6-0	174	9/5/65	R	Mesa (CO)	Miami, FL	D5-89	
Chandler, AZ	FA-89		37	Matthews, Erwin	RB	5-7	183	12/7/67	R	Richmond	Fort Washington, MD	FA-89	
Altoona, PA	D5a-85	16/16	57	McArthur, Kevin	LB	6-2	250	2/9/63	4	Lamar	Lake Charles, LA	FA-86	16/16
Aberdeen, WA	D10-80	10/1	74	McDowell, Willard	DE	6-5	269	9/16/65	1	Norwich (VT)	Teaneck, NJ	FA-89	
Lafayette, LA	D10-89		68	McElroy, Reggie	T	6-6	276	3/4/60	7	West Texas State	Beaumont, TX	D2-82	16/16
Carthage, TX	D10-88	16/0	22	McMillan, Erik	S	6-2	197	5/3/65	2	Missouri	Silver Spring, MD	D3a-88	13/13
Salem, NJ	D8-89		24	McNeil, Freeman	RB	5-11	209	4/22/59	9	UCLA	Carson, CA	D1-81	16/16
Mustang, OK	D2-89		94	Mersereau, Scott	DT-DE	6-3	280	4/8/65	3	Southern Connecticut	Riverhead, NY	FA-87	16/15
Newport Beach, CA	D1-88	5/4	36	Miano, Rich	S	6-0	200	9/3/62	5	Hawaii	Honolulu, HI	D6b-85	16/16
Los Angeles, CA	FA-89		38	Miller, Tony	RB	6-2	227	10/3/67	R	Lafayette	York Springs, PA	FA-89	
Bridgeport, TX	D3-84	16/15	46G	Mitchell, Michael	CB	5-9	192	10/18/61	2	Howard Payne (TX)	Waco, TX	FA-88	0/0-IR
Wurfreesboro, NC	FA-89	16/15-KC	27	Moore, Stevon	CB-S	5-11	205	2/9/67	R	Mississippi	Wiggins, MS	D7-89	
Chicago, IL	FA-89	0/0-IR-GB	51	Mott, Joe	LB	6-4	253	10/6/65	R	Iowa	Endicott, NY	D3-89	
Searsboro, IA	FA-88	15/12	86	Neubert, Keith	TE	6-6	242	9/13/64	1	Nebraska	Fort Atkinson, WI	D8-88	1/0
Hinesville, GA	FA-88	0/0-IR	77	Nichols, Gerald	DT-DE	6-2	267	2/10/64	3	Florida State	St. Louis, MO	D7-87	16/2
Deerfield, IL	FA-89		7	O'Brien, Ken	QB	6-4	200	11/27/60	7	Cal-Davis	Sacramento, CA	D1-83	14/12
Reno, NV	FA-89		70	Oliver, Jeff	G	6-4	292	7/28/65	1	Boston College	Delhi, NY	FA-89	
Clewiston, FL	D6b-89		18	Pearson, Darryl	WR	6-2	198	3/6/66	1	Alabama State	Silas, AL	FA-89	
Whittier, CA	FA-89		6	Prokop, Joe	P	6-2	224	7/7/60	4	Cal-Poly Pomona	White Bear Lake, MN	FA-88	16/0
Wincy, MA	FA-89		25	Radachowsky, George	S	5-11	190	9/7/62	5	Boston College	Danbury, CT	FA-87	9/3
Jecatur, GA	FA-89	15/2	87	Riley, Bobby	WR-KR	5-9	168	10/17/64	1	Oklahoma State	Stroud, OK	FA-88	0/0-IR
Honolulu, HI	D9-86	16/0	92	Rose, Ken	LB	6-1	204	6/9/62	3	Nevada-Las Vegas	Sacramento, CA	FA-87	12/0
Barrington, NH	D6-88	16/7	10	Ryan, Pat	QB	6-3	210	9/16/55	12	Tennessee	Oklahoma City, OK	D11-78	16/4
Jacksonville, FL	D2-87	13/12	75	Schreiber, Adam	G-C	6-4	285	2/20/62	6	Texas	Huntsville, AL	FA-88	7/0
Parma, OH	FA-89		82	Shuler, Mickey	TE	6-3	231	8/21/56	12	Penn State	Enola, PA	D3-78	15/15
Dyersville, IA	D1-86	14/9	23G	Smith, Irvin	CB-S	5-10	181	3/12/67	R	Maryland	Poolesville, MD	FA-89	
Merrick, NY	FA-89	2/0	19	Snead, Willie	WR-KR	5-11	190	9/3/66	R	Florida	Belle Glade, FL	D12-89	
Kansas City, MO	FA-86	10/0	96	Stallworth, Ron	DE	6-5	262	2/25/66	R	Auburn	Pensacola, FL	D4-89	
Norfolk, VA	FA-89		45	Sterling, Rob	S	5-11	195	2/11/66	1	Maine	Silver Spring, MD	FA-89	0/0-IR PHI
Manlius, NY	FA-89		53	Sweeney, Jim	C	6-4	270	8/8/62	6	Pittsburgh	Pittsburgh, PA	D2a-84	16/16
Seattle, WA	D3b-88	15/15	47W	Tanner, Randy	WR	5-10	198	1/29/66	1	Southern California	La Puente, CA	FA-89	
San Diego, CA	FA-89		88	Toon, Al	WR	6-4	205	4/30/63	5	Wisconsin	Newport News, VA	D1-85	15/15
Towson, MD	FA-89		83	Townsell, JoJo	WR-KR	5-9	180	11/4/60	5	UCLA	Reno, NV	D3-83, FA-85	16/0
New Iberia, LA	D2-83	16/1	32	Underwood, Terry	RB	5-7	197	6/28/66	R	Wagner	Matawan, NJ	FA-89	
Montgomery, AL	FA-89		43	Vick, Roger	FB	6-3	228	8/11/64	3	Texas A&M	Tomball, TX	D1-87	16/12
Rialto, CA	D11-89		58	Walker, Jackie	LB	6-5	255	11/3/62	4	Jackson State	Monroe, LA	FA-89	16/0-TB
Irvington, NJ	FA-85	16/1	85	Walker, Wesley	WR	6-0	182	5/26/55	13	California	Carson, CA	D2-77	16/10
Lubbock, TX	D9-83	16/16	97	Washington, Marvin	DE	6-6	260	10/22/65	R	Idaho	Dallas, TX	D6a-89	
Perry Hall, MD	FA-89		41	Werner, Greg	TE	6-4	236	10/21/66	R	Depauw (IN)	Greenfield, IN	FA-89	
Lake Elsinore, CA	FA-89		33	Williams, Terry	CB	5-11	204	10/14/65	2	Bethune-Cookman	Homestead, FL	D2-88	8/0
East Orange, NJ	FA-89	2/0-ATL	76	Withycombe, Mike	T-G	6-5	300	11/18/64	2	Fresno State	Lemoore, CA	D5-88	6/1
Muskegon, WI	FA-89	16/0-PHI	3	Wright, Darryl	P	6-0	185	5/11/65	1	Maryland	Hyattsville, MD	FA-89	
Great Falls, VA	D1-89												

ALSO PLAYED WITH JETS IN 1988 (games played/started): DE Tom Baldwin (16/2), G Ted Banker (11/8), DE Barry Bennett (1/0), LB Robin Cole (16/4), LB Onzy Elam (4/0), LB John Galvin (16/0), DE Mark Garalczyk (7/0), DE Mark Gastineau (7/7), CB Kerry Glenn (PUP), TE Billy Griggs (15/8), TE Rocky Klever (IR), Tracy Martin (IR), Matt Monger (IR), WR-KR Kurt Sohn (15/0), G Ralph Tamm (IR), S Mike Zordich (16/0).

Duplicate numbers: W — Offensive White Jersey G — Defensive Green Jersey R — Quarterback Jersey.

If a player reported to an NFL training camp in a previous year but was not on the active roster for three or more regular or postseason games, his NFL experience is listed as 1.

## 1989 TRAINING CAMP DEPTH CHART

### OFFENSE

WR	88 AL TOON, 83 JoJo Townsell, 81 Tony Martin, 18 Darryl Pearson, 19 Willie Snead, 2 Roland Hawkins
LT	61 JEFF CRISWELL, 76 Mike Withycombe, 78 Andre Lockley
LG	79 MIKE HAIGHT, 76 Mike Withycombe, 71 Greg Harris
C	53 JIM SWEENEY, 64 Guy Bingham, 75 Adam Schreiber
RG	60 DAN ALEXANDER, 66 Dave Cadigan, 70 Jeff Oliver
RT	68 REGGIE McELROY, 61 Jeff Criswell, 62 Steve Collier
TE	82 MICKEY SHULER, 80 K.D. Dunn, 86 Keith Neubert, 26 Steve Holloway, 46W Mitch Andrews, 41 Greg Werner
WR	85 WESLEY WALKER, 84 Michael Harper, 87 Bobby Riley, 89 Titus Dixon, 47W Randy Tanner, 17W Sanjay Beach, 4 David Jackson
QB	7 KEN O'BRIEN, 10 Pat Ryan, 15 Kyle Mackey, 16 Eric Dahlquist, 17R James Harris
RB	24 FREEMAN McNEIL, 34 Johnny Hector, 29 A.B. Brown, 35 Mark Konecny, 20 Joe Dudek, 39W Reggie Barnes, 37 Erwin Matthews, 32 Terry Underwood
FB	43 ROGER VICK, 31 Marion Barber, 30 Nuu Faaola, 44W Vinny Amoia, 21W Tim Healy, 38 Tony Miller, 23W Chuck Banks

### DEFENSE

LE	91 PAUL FRASE, 90 Dennis Byrd, 74 Willard McDowell
NT	94 SCOTT MERSEREAU, 77 Gerald Nichols, 95 Patrick Marlatt
RE	93 MARTY LYONS, 96 Ron Stallworth, 97 Marvin Washington
LOLB	55 ALEX GORDON, 58 Jackie Walker, 51 Joe Mott, 65 Kirk Dodge
LILB	54 TROY BENSON, 57 KEVIN McARTHUR, 52 Adam Bob, 44G James Johnson, 47G Jeff Davis
RILB	59 KYLE CLIFTON, 57 KEVIN McARTHUR, 69 Steve Hammond, 49 Ralph Caldwell
ROLB	56 Jeff Lageman, 50 Timmy Cofield, 92 Ken Rose, 63 Bobby Curtis
LCB	48 BOBBY HUMPHERY, 33 Terry Williams, 23G Irvin Smith, 21G Leander Knight
RCB	40 JAMES HASTY, 28 Carl Howard, 46G Michael Mitchell, 42 John Booty
SS	36 RICH MIANO, 45 Rob Sterling, 27 Stevon Moore, 39G Artie Holmes
FS	22 ERIK McMILLAN, 42 John Booty, 25 George Radachowsky

### SPECIALISTS

P	6 JOE PROKOP, 3 Darryl Wright
K	5 PAT LEAHY
H	10 PAT RYAN, 7 Ken O'Brien, 15 Kyle Mackey
RET	48 BOBBY HUMPHERY, 83 JOJO TOWNSELL, 35 Mark Konecny, 84 Michael Harper, 87 Bobby Riley, 81 Tony Martin, 89 Titus Dixon, 19 Willie Snead, 23G Irvin Smith
PC	64 GUY BINGHAM, 75 Adam Schreiber, 53 Jim Sweeney

## 1989 NEW YORK JETS HOTEL HEADQUARTERS

The Jets will depart the day prior to the game and return immediately following the game. During the regular season team will workout upon arrival in each city. Check with Public Relations Department for Airline Departure and Arrival Sites as well as departure times.

### GREEN BAY

Embassy Suites Hotel  
1200 South Mooreland Road  
Brookfield, WI 53005  
(414) 782-2900

### PHILADELPHIA @ RALEIGH, NC

Radisson Plaza Hotel  
420 Fayetteville Street Mall  
Raleigh, NC 27601  
(919) 834-9900

### KANSAS CITY

Hyatt Regency Crown Center  
2345 McGee Street  
Kansas City, MO 64108  
(816) 421-1234

### CLEVELAND

Stouffer Tower City Plaza Hotel  
24 Public Square  
Cleveland, OH 44113  
216-696-5600

### MIAMI

Ft. Lauderdale Marriott/Marina  
1881 SE 17th Street  
Ft. Lauderdale, FL 33316  
(305) 463-4000

### NEW ORLEANS

Hyatt Regency New Orleans  
Poydras at Loyola Avenue  
New Orleans, LA 70140  
(504) 561-1234

### BUFFALO

Buffalo Marriott  
1340 Millersport Highway  
Amherst, NY 14221  
(716) 689-6900

### NEW ENGLAND

Providence Marriott  
Charles at Orms  
Providence, RI 02904  
(401) 272-2400

### INDIANAPOLIS

Hyatt Regency Indianapolis  
One South Capital Avenue  
Indianapolis, IN 46204  
(317) 632-1234

### SAN DIEGO

San Diego Marriott/Mar  
333 West Harbor Drive  
San Diego, CA 92101  
(619) 234-1500

### L.A. RAMS

Anaheim Marriott  
700 West Convention Way  
Anaheim, CA 92802  
(714) 750-8000

### HOME GAMES

Loews Glenpointe Hotel  
100 Frank W. Burr Blvd.  
Teaneck, NJ 07666  
(201) 836-0600

1988 starters in CAPS, rookies & 1st year players in *italics*  
NOTE: In 1988, Dave Cadigan started 4 games at LT, Kevin McArthur started 16 games at ROLB.

**COLLEGE:** "Ron was a consistent player down after down," said scout Joe Collins. "He plays the run well and has the potential with his size and strength to be a good pass rusher. He also has excellent work habits." ...DL coach Wallace Chambers: "Ron was as competitive and played at the same level as Tracy Rocker at Auburn. He's an aggressive, all out player who was their team's best pass rusher. Ron's size and quickness off the ball is something we're looking for in a DE. He comes from a dominating defense and he was one of the key factors." ...Alabama head coach Bill Curry: "Stallworth was probably the best athlete in that Auburn group. He's a heck of a pass rusher. Anytime you get in obvious passing situations, you're in his element." ...was all-SEC as senior and played key role playing RE on unit that led nation in defensive categories such as rushing (63.2 yards per game), scoring (7.2 per game) and total defense (218.1 yards per game)...recorded 75 tackles and a team high 9 sacks along with 7 passes defended...top game came vs. Alabama with 13 tackles, 4 QB sacks (including one for safety) and was named SEC Defensive Player of the Week and *Sporting News* National Defensive Player of the Week...had 11 tackles vs. Georgia and Tennessee...had difficult junior year after coming back from knee injury suffered in spring drills...missed 1st 3 games but came back to record 36 tackles and 1 sack...started the final 2 games of year at DT and had 3 tackles in final game vs. Alabama...was backup as freshman and season highlight came vs. Florida State when he returned an INT 22-yards for a TD in 4th quarter of win.

**PERSONAL:** Single...has degree in business management...enjoys music and weightlifting...is member of FCA...was *Parade* magazine and *USA Today's* Defensive Player of the Year as senior at Woodham High in his hometown and birthplace of Pensacola, FL.

## ROB

# Sterling

# 47

S 5-11 195 2/11/66

Maine

Free Agent, 1989

1st Season



**PRO: 1989:** Was signed as an unrestricted FA from PHI by the Jets on March 3...**1988:** spent the season on IR after suffering a preseason injury for PHI...was originally PHI 6th round draft choice in 1988.

**COLLEGE:** Was one of the premier safeties in Div. IAA...played at Maine in last 2 years after transferring from Montgomery (MD) JC...earned 1st team All-Yankee Conference honors as senior with career high 109 tackles...was also team MVP with 4 INTs...also returned 27 KORs for 18.6 avg. in final 2 years.

**PERSONAL:** Single...majored in public management...was football captain and all-region pick in football and track at Northwood High in his hometown of Silver Springs, MD...born in Jamaica.

## MARVIN

# Washington

# 97

DE 6-6 260 10/22/65

Idaho

Draft 6a, 1989



**COLLEGE:** "Marvin is a former basketball player who showed flashes of good pass rush ability and good instincts," said scout Marv Sunderland. "He uses his hands well and has good speed for a

**WASHINGTON** (continued)

DE."...was valuable player as RE on Big Sky champion team...le team and set school record with 14.5 QB sacks along with 54 tackle 19 tackles for losses and 3 FF...had 3 sacks in games vs. Portlar State and Idaho State...won starting spot after excellent 1988 sprir drills highlighted by 3 sacks in the annual spring game...original transferred to Idaho from Texas-El Paso where he was a reserve c the basketball team...was recruited to Idaho by basketball coac Tim Floyd who previously coached him at Texas-El Paso...playe college football for the 1st time at Hinds JC (MS) in 1987 befo entering Idaho in winter of 1988...played for Idaho basketball tea in 19 games as a key reserve upon entering school...was acquire with draft pick obtained from Raiders for Russell Carter.

**PERSONAL:** Single...majored in criminal justice...enjoys music worked on the roof of the basketball arena during his summer Idaho...would like to get involved with law enforcement as career...was highly recruited basketball star at Kimball High in h hometown of Dallas, TX...birthplace: Denver, CO.

**1988 NFL STANDINGS****AMERICAN FOOTBALL CONFERENCE****EASTERN DIVISION**

	W	L	T	Pct.	Pts.	O.P.
Buffalo .....	12	4	0	.750	329	237
Indianapolis .....	9	7	0	.563	354	315
New England .....	9	7	0	.563	250	284
Jets .....	8	7	1	.531	372	354
Miami .....	6	10	0	.375	319	380

**CENTRAL DIVISION**

	W	L	T	Pct.	Pts.	O.P.
Cincinnati .....	12	4	0	.750	448	329
**Cleveland .....	10	6	0	.625	304	288
**Houston .....	10	6	0	.625	424	365
Pittsburgh .....	5	11	0	.313	336	421

**WESTERN DIVISION**

	W	L	T	Pct.	Pts.	O.P.
Seattle .....	9	7	0	.563	339	329
Denver .....	8	8	0	.500	327	352
L.A. Raiders .....	7	9	0	.438	325	369
San Diego .....	6	10	0	.375	231	332
Kansas City .....	4	11	1	.281	254	320

\*\*Wild Card for Playoffs

**NATIONAL FOOTBALL CONFERENCE****EASTERN DIVISION**

	W	L	T	Pct.	Pts.	O.P.
Philadelphia .....	10	6	0	.625	379	319
Giants .....	10	6	0	.625	359	304
Washington .....	7	9	0	.438	345	387
Phoenix .....	7	9	0	.438	344	398
Dallas .....	3	13	0	.188	265	381

**CENTRAL DIVISION**

	W	L	T	Pct.	Pts.	O.P.
Chicago .....	12	4	0	.750	312	215
**Minnesota .....	11	5	0	.688	406	233
Tampa Bay .....	5	11	0	.313	261	350
Detroit .....	4	12	0	.250	220	313
Green Bay .....	4	12	0	.250	240	315

**WESTERN DIVISION**

	W	L	T	Pct.	Pts.	O.P.
San Francisco .....	10	6	0	.625	369	294
**L.A. Rams .....	10	6	0	.625	407	293
New Orleans .....	10	6	0	.625	312	283
Atlanta .....	5	11	0	.313	244	315

\*\*Wild Card for Playoffs

**1988 POSTSEASON PLAYOFFS**

(Home Team in Capitals)

<b>AFC First Round</b>	<b>NFC First Round</b>
Houston 24, CLEVELAND 23	MINNESOTA 28, L.A. Rams 17
<b>AFC Divisional Playoffs</b>	<b>NFC Divisional Playoffs</b>
BUFFALO 17, Houston 10	CHICAGO 20, Philadelphia 12
CINCINNATI, 21 Seattle 13	SAN FRANCISCO 34, Minnesota 9
<b>AFC Championship</b>	<b>NFC Championship</b>
CINCINNATI 21, Buffalo 10	San Francisco 28, CHICAGO 3

**Super Bowl XXIII (at Miami)**  
San Francisco 20, Cincinnati 16

**AFC-NFC Pro Bowl (at Honolulu)**  
NFC 34, AFC 3

# HOW THE NEW YORK JETS ARE BEING BUILT

Year	Draft (31)	Free Agents (15)	Waivers/Trades (1)
1974		Pat Leahy	
1977	Wesley Walker (2) Dan Alexander (8a)		
1978	Mickey Shuler (3) Pat Ryan (11)		
1979	Marty Lyons (1)		
1980	Guy Bingham (10)		
1981	Freeman McNeil (1) Marion Barber (2)		
1982	Reggie McElroy (2)		
1983	Ken O'Brien (1) Johnny Hector (2) JoJo Townsell (3) Bobby Humphery (9)		
1984	Jim Sweeney (2a) Kyle Clifton (3)		
1985	Al Toon (1) Troy Benson (5a) Rich Miano (6b)	Carl Howard	
1986	Mike Haight (1) Nuu Faaola (9)	Kevin McArthur Michael Harper	
1987	Roger Vick (1) Alex Gordon (2) Gerald Nichols (7)	Scott Mersereau George Radachowsky Ken Rose	
1988	Dave Cadigan (1) Terry Williams (2) Erik McMillan (3a) James Hasty (3b) Mike Withycombe (5) Paul Frase (6) Keith Neubert (8) John Booty (10)	Jeff Criswell K.D. Dunn Joe Prokop	Adam Schreiber (Phi)
1989		*Tim Cofield *Steve Collier *Mark Konecny *Rob Sterling *Jackie Walker	* Plan B

## JETS FREE AGENTS

Leahy (FA, Pho-1974)	Radachowsky (D-7, Rams-1984)
Howard (FA, Dal-1984)	Rose (FA, Raiders-1985)
Harper (D-11, Rams-1984)	Criswell (FA, IND-1987)
McArthur (FA, Raiders-1985)	Dunn (D-5, Pho-1985)
Mersereau (FA, Rams-1987)	Prokop (FA, Rams-1984)
Konecny (FA, Mia-1987)	Sterling (D-6, Phi-1988)
Collier (FA, CLE-1985)	Cofield (FA, KC-1986)
Walker, J (D-2, TB 1986)	

## THE JETS BY DRAFT ROUND

- 1 — Marty Lyons (1979), Freeman McNeil (1981), Ken O'Brien (1983), Al Toon (1985), Mike Haight (1986), Roger Vick (1987), Dave Cadigan (1988).
- 2 — Wesley Walker (1977), Marion Barber (1981), Reggie McElroy (1982), Johnny Hector (1983), Jim Sweeney (1984), Alex Gordon (1987), Terry Williams (1988). By Other Club: Jackie Walker (TB-1986).
- 3 — Mickey Shuler (1978), JoJo Townsell (1983), Kyle Clifton (1984), Erik McMillan (1988), James Hasty (1988).
- 5 — Troy Benson (1985), Mike Withycombe (1988). By other clubs: K.D. Dunn (Pho-1985), Scott Mersereau (Rams-1987).
- 6 — Rich Miano (1985), Paul Frase (1988). By other clubs: Rob Sterling (Phi-1988).
- 7 — Gerald Nichols (1987). By other club: George Radachowsky (Rams-1984)
- 8 — Dan Alexander (1977), Keith Neubert (1988).
- 9 — Bobby Humphery (1983), Nu'u Faaola (1986). By other club: Adam Schreiber (Sea-1984).
- 10 — Guy Bingham (1980), John Booty (1988).
- 11 — Pat Ryan (1978). By other club: Michael Harper (Rams-1984).

## WHERE THE JETS RANKED IN THE AFC/NFL IN 1988

	OFFENSE	DEFENSE
Points Per Game .....	3/6 (372)	9/20 (354)
Touchdowns .....	3/7 (43)	11/22 (43)
Total Yards Per Game .....	5/13 (325.9)	11/23 (352.1)
Rushing Yards Per Game ...	6/8 (133.3)	8/21 (132.8)
Passing Yards Per Game ...	8/19 (192.7)	12/23 (219.3)
3rd Down Efficiency .....	4/8 (41.6)	7/19 (40.7)
Pct. Completions .....	7/12 (55.6)	1/4 (51.3)
Punt Return Avg. ....	1/3 (11.0)	t2/t3 (5.9)
Kickoff Return Avg. ....	11/18 (19.5)	t9/t21 (21.3)
QB Sacks .....	t14/t17 (42)	2/6 (45)
Sack Differential .....	t7/t12 (plus 3)	
Penalties/Yards .....	12/t22 (115)	12/23 (931)
Give-Aways .....	Total 27 (t1/t3), 11 int (1/1), 16 FL (t10/t16)	
Take-Aways .....	Total 40 (t2/t5), 24 int (1/t4), 16 FR 6/t10 Plus 13 (1/3)	
TD Thrown vs. Int. Thrown ...	20 vs. 11 = +9 (2/3)	
TD Passes Allowed vs. Int. Made	28 vs. 24 = -4 (11/19)	

### JETS IN OVERTIME (6-5-2)

Date	Results	Score
11/10/74	W	Jets 26, at Giants 20 (New Haven)
12/10/78	L	at Cleveland 37, Jets 34
9/2/78	L	Cleveland 25, at Jets 22
10/28/79	L	at Houston 27, Jets 24
11/23/80	W	at Jets 31, Houston 28
10/24/81	T	Jets 28, at Miami 28
9/25/83	W	at Jets 27, L.A. Rams 24
11/24/85	W	at Jets 16, New England 13
9/21/86	W	at Jets 51, Miami 45
1/3/87	L	at Cleveland 23, Jets 20 (2 OTs in Playoffs)
10/23/88	W	at Jets 37, Miami 31
10/2/88	T	at Jets 17, Kansas City 17
11/20/88	L	at Buffalo 9, Jets 6

### JETS PRONUNCIATION GUIDE

Jeff Criswell .....	KRIS-well
Nuu Faaola .....	NEW-oo fa-a-la
Paul Frase .....	FRAZE
Mike Haight .....	HATE
Mark Konecny .....	Ko-NECK-ny
Jeff Lageman .....	LOG-a-man
Patrick Marlatt .....	MAR-let
Reggie McElroy .....	MAC-el-roy
Scott Mersereau .....	MUR-sir-row
Rich Miano .....	mee-AN-oh
Stevon Moore .....	STEVE-on
George Radachowsky .....	rada-CHOW-ski
JoJo Townsell .....	town-SELL
Mike Withycombe .....	WITH-ee-come

# 1988 JETS GAME-BY-GAME

**pt. 4, at NEW ENGLAND 28, JETS 3 (44,027)**—Rain, cool. The Jets jumped to a 3-0 lead as Pat Leahy moved into the NFL's top 10 all-time scorers with a 29-yard FG, but it was all downhill after that as the Patriots scored the next 28 points for a 28-3 opening day victory at Foxboro. The 2 teams battled even terms for the 1st half with the Patriots gaining a 6-3 edge, but the tide changed in the 3rd quarter as the Jets offense couldn't get untracked and got hampered by the Pats' tough defense. New England backed the Jets up and scored 3 TDs on drives of 32, 52, and 16 yards and added a 47-yard FG on a 60-yard march. The Patriots only gained 112 yards in the 2nd half, but certainly made the most of it. The Pats sacked Ken O'Brien 5 times, recovered 4 of his fumbles and held NY's running game to 87 yards.

	3	0	0	0	—	3
New England	3	3	10	12	—	28
— FG Leahy 29						
— FG Garcia 39						
— FG Garcia 24						
— Fryar 26-yard pass from Grogan (Garcia kick)						
— FG Garcia 47						
— James 8 yard run (kick failed)						
— Fryar 15-yard pass from Grogan (kick failed)						

	NYJ	NE
First Downs	16	20
Rushes-yards	25-87	38-94
Passing yards	92	249
Passes	15-30-0	16-31-1
Sacks by-yards lost	1-7	5-42
Punts-avg.	7-37.7	3-33.0
Fumbles-lost	3-2	2-1
Penalties-yards	7-62	6-45
Time of Possession	27:12	32:48

## INDIVIDUAL STATISTICS

RUSHING — NY: McNeil 17-48; Vick 3-18; Hector 2-12; O'Brien 3-9.

RECEIVING — NY: Stephens 10-41; Perryman 11-38; James 2-12; Tatupu 3-9; Grogan 1-0; Ramsey 1--2; Dupard 10--4.

PASSING — NY: O'Brien 15-29-0-134; Hector 0-1-0-0.

DEFENSE — NY: Grogan 16-31-2-256.

RECEIVING — NY: Shuler 5-66; McNeil 5-29; Hector 2-9; Griggs 1-12; Walker 1-11; Vick 1-7.

DEFENSE — NY: Fryar 6-92; Morgan 4-73; Jones 3-44; Francis 2-15; James 1-32.

**Sept. 11, JETS 23 at CLEVELAND 3 (74,434)** — Sunny, warm. The Jets dominated on the field for 48 minutes, but not on the scoreboard. Then in a 3:28 period Roger Vick scored a pair of TDs at the end of a 45-yard drive and at the end of a 38-yard drive to even the Jets record at 1-1. NY had to overcome the fact that it had 2 TDs called back on penalties and missed another when it didn't score from inches out, but it hung tough and broke open a tight 9-3 game with the 2 4th quarter TDs. The Jets dominated the line of scrimmage throughout the game gaining 402 yards, 154 rushing, while holding the Browns to 222 yards and only 36 rushing. The Jets defense made 5 sacks, 1 INT and 2 FRs. NY also held the ball for 37:47.

	3	3	3	14	—	23
Cleveland	3	0	0	0	—	3

Y— FG, Leahy, 22
Y— FG, Bahr, 47
Y— FG, Leahym, 29
Y— FG, Leahy, 23
Y— Vick 1 Run (Leahy kick)
Y— Vick 3 Run (Leahy kick)

	NYJ	CLE
First Downs	22	12
Rushes-yards	46-154	16-36
Passing yards	248	186
Passes	19-30-0	20-37-1
Sacks by-yards lost	5-41	2-8
Punts-avg.	2-32.5	7-35.6
Fumbles-lost	2-1	4-2
Penalties-yards	7-59	9-85
Time of Possession	37:47	22:13

## INDIVIDUAL STATISTICS

RUSHING — NY: Hector 15-56; Vick 12-45; McNeil 12-28; Walker 1-12; Leahy 1-10; O'Brien 2-3.

RECEIVING — NY: Mack 8-26; Byner 5-5; Danielson 3-5.

PASSING — NY: O'Brien 19-30-256-0.

DEFENSE — NY: Danielson 13-23-154-0; Pagel 7-14-73-0.

RECEIVING — NY: Shuler 5-73; Toon 4-55; McNeil 3-32; Vick 3-25; Hector 2-11; Walker 1-49; Griggs 1-11.

DEFENSE — NY: Langhorne 6-75; Weathers 4-46; Byner 4-46; Newsome 2-26; Young 1-25; Mack 2-2; Brennan 1-7.

**Sept. 18, at JETS 45, HOUSTON 3 (64,683)** — Sunny, warm. For the 2nd straight week the Jets upset one of the 1987 playoff teams when they toppled Houston 45-3, winning by the largest point margin (42 points) in the club's 28 years. The win marked the 2nd consecutive game that the Jets defense didn't allow a TD. After Houston recovered a fumble at the J21 on the first series of the game and was forced to settle for a 30-yard FG, the rest of the day was all Jets—on offense and defense. The Jets rang up 401 yards of total offense and Ken O'Brien directed the team on TD drives of 80, 52, 93 and 80 yards throwing for 3 TDs. Wesley Walker caught 2 of the TDs from O'Brien and added a 3rd from Pat Ryan. The NY "D" set up the first 2 Jets' scores with INTs by rookies

**SEPT. 18 (continued)**

John Booty and Erik McMillan and wrapped up the win with a 35-yard INT return for a TD by Mike Zordich. The defense also made 5 sacks, recovered 1 fumble and held Houston to 237 yards of total offense, only a net of 97 passing. The game had plenty of hard-hitting but was marred by penalties, 11-95 against the Jets and 10-95 vs. the Oilers.

							NYJ	HOU
Houston	3	0	0	0	—	3		
Jets	14	14	3	14	—	45		
HOU—	FG Zendejas	30						
NY—	Sohn	8	pass	from	O'Brien			
	(Leahy	kick)						
NY—	McNeil	8	run					
	(Leahy	kick)						
NY—	Walker	50	pass	from	O'Brien			
	(Leahy	kick)						
NY—	Walker	4	pass	from	O'Brien			
	(Leahy	kick)						
NY—	FG Leahy	47						
NY—	Walker	23	pass	from	Ryan			
	(Leahy	kick)						
NY—	Zordich	35	interception	return				
	(Leahy	kick)						

First Downs	28	15
Rushes-yards	31-89	27-140
Passing yards	302	97
Passes	22-31-0	11-30-3
Sacks by-yards lost	5-38	1-10
Punts-avg.	3-38.7	4-36.0
Fumbles-lost	2-1	3-1
Penalties-yards	11-95	10-95
Time of Possession	33:22	26:38

**INDIVIDUAL STATISTICS**

RUSHING — NY: Hector: 12-51; McNeil 10-26; Vick 7-15; O'Brien 1- -2; Ryan 1- -1.

HOU: Rozier 12-65; Pinkett 6-41; Highsmith 4-19; White 3-10; Carlson 2-5

PASSING — NY: O'Brien 17-26-260-3; Ryan 5-5-52-1.

HOU: Carlson 9-25-108-0; Pease 2-5-27-0.

RECEIVING — NY: Walker 6-129; Shuler 5-57; Toon 3-64; Hector 2-31; Sohn 2-13; Vick 2-8; Townsell 1-6; McNeil 1-4.

HOU: Givins 3-57; Hill 2-27; Duncan 2-26; Williams 1-9; Rozier 1-8; Harris 1-6; Pinkett 1-2.

**Sept. 25, JETS 17, at DETROIT 10 (29,250)**—Indoors. Ken O'Brien and Wesley Walker teamed for the 2nd straight week and the Jets broke a 10-10 tie in the 4th quarter for a 17-10 victory. O'Brien, with plenty of time to pass, found Walker all alone in the end zone and hit him with a 26-yard TD pass with a little less than 10 minutes remaining giving NY a lead it didn't surrender. After the teams traded early FGs, O'Brien and Freeman McNeil hooked up on a 10-yard pass, concluding a 17-play, 77-yard drive for a 10-3 halftime lead. The Lions put together an 11-play, 83-yard march to tie matters in the 3rd quarter as the Jets gave up their first TD in the last 11 quarters. The Jets defense allowed only 183 yards of total offense while intercepting 1 pass and making 3 sacks. O'Brien suffered his first INT after 211 passes when Raphael Cherry picked it off at the D1 in the 3rd quarter. It is the 2nd longest streak in NFL history. The Jets controlled the clock for 34:23 by converting 12-19 3rd downs.

							NYJ	DET
Jets	3	7	0	7	—	17		
Detroit	3	0	7	0	—	10		
NY—	FG Leahy	39						
DET—	FG Murray	39						
NY—	McNeil	10	pass	from	O'Brien			
	(Leahy	kick)						
DET—	James	1	run					
	(Murray	kick)						
NY—	Walker	26	pass	from	O'Brien			
	(Leahy	kick)						

First Downs	19	12
Rushes-yards	29-86	28-86
Passing yards	230	97
Passes	27-38-1	10-21-1
Sacks by-yards lost	3-22	4-23
Punts-avg.	5-38.0	6-42.2
Fumbles-lost	0-0	0-0
Penalties-yards	9-56	4-29
Time of Possession	34:23	25:37

**INDIVIDUAL STATISTICS**

RUSHING — NY: McNeil 14-43; Vick 10-26; O'Brien 3-14; Hector 2-3.

DET: Jones 9-30; Painter 7-28; James 6-19; Paige 4-6; Long 2-3.

PASSING — NY: O'Brien 27-38-253-2.

DET: Long 10-21-119-0.

RECEIVING — NY: Toon 10-75; McNeil 4-45; Vick 4-22; Walker 3-51; Shuler 3-35; Hector 2-19; Sohn 1-6.

DET: Mandley 4-65; Jones 2-7; Bland 1-15; Lee 1-14; Craig 1-11; Carter 1-7.

**Oct. 2, at JETS 17, KANSAS CITY 17 (OT) (66,110)**—Cool, late heavy rain. The Jets didn't like kissing their sister, but the Chiefs liked kissing theirs. That was the prevalent feeling about the 2 teams tying 17-17. The Jets dominated the game throughout and appeared on their way to their 4th straight win, but KC didn't quit and drove 80 yards to tie the game with 51 seconds left. But the Jets still had 2 more chances in sudden death, but kicking in a driving rain that didn't start until the overtime period, Pat Leahy missed a 44-yard try. And with less than a minute remaining, the Jets drove to the KC 15 when Freeman McNeil fumbled at the Chief's 11 and the 2 teams had to settle for a tie. NY turned the ball over 4 times all with disastrous results: an INT off Al Toon's hands at the K13, a Johnny Hector fumble at the K23 in the 3rd quarter, a Roger Vick fumble at the K26 in the 4th quarter, then the

umble at the K11 in OT. NY had opened a 17-3 lead in the 3rd quarter that was short-lived as the Chiefs scored 20 seconds later as Carlos Carson turned a 1-yard pass into an 80-yard TD on 2 missed Jet tackles narrowing the margin to 17-10 enabling KC to be close enough to tie the score with 51 seconds remaining. Stats show the Jets with 31 first downs, 542 yards of total offense, a club record 97 plays, 44:31 time of possession, but the big stat—4 turnovers.

Kansas City	0	0	3	14	0	17
Stats	3	7	0	7	0	17

- Y— FG Leahy 23
- Y— Hector 4 run  
(Leahy kick)
- C— FG Lowery 34
- Y— Hector 1 run  
(Leahy kick)
- C— Carson 80 pass from DeBerg  
(Lowery kick)
- C— Harry 8 pass from DeBerg  
(Lowery kick)

	NYJ	KC
First Downs	31	18
Rushes-yards	46-272	36-124
Passing yards	270	261
Passes	27-48-1	17-34-2
Sacks by-yards lost	6-51	3-18
Punts-avg.	6-36.0	10-42.0
Fumbles-lost	5-3	1-0
Penalties-yards	3-20	57-35
Time of Possession	44:31	30:29

### INDIVIDUAL STATISTICS

USHING — NY: McNeil 22-152; Vick 15-95; Hector 8-23; O'Brien 1-0.

KC: Okoye 12-51; Palmer 13-47; Heard 9-27; DeBerg 2--1.

PASSING — NY: O'Brien 27-48-288-0.

KC: DeBerg 17-34-312-2.

RECEIVING — NY: Shuler 12-152; Toon 5-48; Sohn 3-34; McNeil 3-23; Hector 2-18; Griggs 2-13.

KC: Carson 5-162; Harry 6-87; Palmer 3-15; Saxon 1-22; Paige 1-19; Heard 1-7.

**Oct. 9, at CINCINNATI 36, JETS 19 (57,482)** — Sunny, mild. The Jets jumped to a 9-0 lead turning big defensive plays into scores the first 2 times Cincinnati had the ball, but the Bengals came back to win. Cincinnati controlled the line of scrimmage for the most part and got big offensive plays from Boomer Esiason, Eddie Brown and Ickey Woods and big defensive plays from its line and DBs David Fulcher and Lewis Billups. Esiason threw for 3 TDs, 2 to Brown and 1 to Tim McGee to give the Bengals a 19-12 lead. After the Jets tied it at 19, Woods got the Bengals ground game going and scored 2 TDs for a 33-19 lead before they iced it with a final FG. Woods led the Bengals 206 yard rushing effort with 30-139. The Jets got their early lead when Marty Lyons sacked Esiason in the end zone for a safety on the Bengals 1st play and they scored a TD following the Bengals 2nd play when Lyons recovered a fumble at the C7.

Jets	9	3	7	0	—	19
Cincinnati	6	13	7	10	—	36

- NY— Safety Esiason tackled by Lyons
- NY— Vick 1 run  
(Leahy kick)
- CIN— Brown 60 pass from Esiason  
(kick failed)
- CIN— Brown 8 pass from Esiason  
(kick failed)
- NY— FG Leahy 30
- CIN— McGee 38 pass from Esiason  
(Breech kick)
- NY— Toon 11 pass from O'Brien  
(Leahy kick)
- CIN— Woods 5 run  
(Breech kick)
- CIN— Woods 17 run  
(Breech kick)

	NYJ	CIN
First Downs	16	23
Rushes-yards	28-109	37-206
Passing yards	117	196
Passes	18-38-0	10-20-0
Sacks by-yards lost	4-24	4-34
Punts-avg.	8-38.1	2-34.5
Fumbles-lost	3-1	3-2
Penalties-yards	8-78	1-5
Time of Possession	31:43	28:17

### INDIVIDUAL STATISTICS

RUSHING — NY: McNeil 13-50; Vick 10-38; Hector 5-21.

CIN: Woods 30-139; Esiason 3-61; Jennings 2-5; Wilson 2-1.

PASSING — NY: O'Brien 18-38-151-1.

CIN: Esiason 10-20-220-3.

RECEIVING — NY: Shuler 5-50; Toon 5-46; Walker 3-22; McNeil 2-18; Hector 2-11; Vick 1-4.

CIN: Brown 5-103; McGee 2-66; Holman 1-26; Woods 1-13; Riggs 1-12.

**Oct. 17, BUFFALO 37, at JETS 14 (70,218)**—Clear, cool. The Bills stamped to a 24-0 lead and wound up trampling the Jets, 37-14 on Monday night football. In less than a 5-minute span of the 1st quarter the Bills scored a FG and 2 TDs of 65 and 66 yards, the latter on a deflected pass by a Jet defender. Five minutes later, Buffalo added another score and the rout was on. The Buffalo defense, led by Bruce Smith, held the Jets to 199 total yards and produced 5 sacks, 2.5 by Smith. The Jets lone bright moments were a 1-yard TD run by Johnny Hector concluding an 8-play, 76-yard drive making the score, 24-7 and Erik McMillan's 40-yard INT return for a TD.

**OCT. 17 (continued)**

Buffalo	17	14	3	3	—	37
Jets	0	7	7	0	—	14
BUF—	FG Norwood 30					
BUF—	Reed 65 pass from Kelly (Norwood kick)					
BUF—	F. Johnson 66 pass from Kelly Norwood kick)					
BUF—	Riddick 1 run (Norwood kick)					
NY—	Hector 1 run (Leahy kick)					
BUF—	Reed 16 pass from Kelly (Norwood kick)					
BUF—	FG Norwood 34					
NY—	McMillan 40 interception return (Leahy kick)					
BUF—	FG Norwood 28					

	NY	BU
First Downs	10	2
Rushes-yards	13-45	45-13
Passing yards	154	29
Passes	18-30-1	16-27-
Sacks by-yards lost	1-10	5-3
Punts-avg.	6-43.0	3-32.
Fumbles-lost	1-1	2-
Penalties-yards	6-47	4-2
Time of Possession	20:06	39:5

**INDIVIDUAL STATISTICS**

**RUSHING** — NY: McNeil 7-23; Hector 4-11; Vick 2-11  
 BUF: Thomas 11-43; Byrum 13-31; Riddick 7-30; Harmon 6-15; Mueller 5-12; Kelly 1-4  
 Reich 2- 2.  
**PASSING** — NY: O'Brien 18-30-191-0.  
 BUF: Kelly 16-27-302-3.  
**RECEIVING** — NY: Dunn 6-67; Griggs 6-55; Toon 4-49; Hector 1-11; McNeil 1-9.  
 BUF: Reed 7-132; Metzelaars 3-40; F. Johnson 2-75; T. Johnson 2-32; Harmon 1-1;  
 Riddick 1-9.

**Oct. 23, JETS 44 at MIAMI 30 (68,292)** — Hot, humid. The Jets built 30-10 halftime lead and then staved off a desperate Dan Marino-led attack to earn a heart-thumping 44-30 win. Instead of wilting in the Miami heat (88 degrees at kickoff) the Jets stopped Miami's last 3 drives with INTs and made total of 5 for the game including 1 for a TD. Marino reached career highs and passed for the 2nd most yards in NFL history (521). With the Dolphin enjoying a 10-6 lead, a 35-yard flea-flicker from Ken O'Brien to Wesley Walker for a TD and Erik McMillan's 55-yard INT return for a TD gave NY a 20-11 margin. The Jets upped the lead to 30-10 following punt returns of 26 and 37 yards by JoJo Townsell right before the half. The 2 teams traded TDs on their first possessions of the 2nd half. Miami scored on its next possession, but Tony Franklin's PAT failed leaving NY with an all important 14-point lead 37-23. Miami tallied on its first opportunity of the 4th quarter and trailed only by 7 with 13:11 remaining. The Dolphins then drove to the J20, but Franklin's 37-yard FG was wide right. The Jet defense then came up with 3 big plays ending Miami's last drives with INTs by Carl Howard in the EZ, Rich Miano at the J45 and McMillan's 3rd of the day on the last play of the game.

Jets	6	24	7	7	—	44
Miami	7	3	13	7	—	30
NY—	FG Leahy 33					
MIA—	Clayton 45 pass from Marino (Franklin kick)					
NY—	FG Leahy 38					
MIA—	FG Franklin 36					
NY—	Walker 35 pass from O'Brien (Leahy kick)					
NY—	McMillan 55 interception return (Leahy kick)					
NY—	FG Leahy 28					
NY—	Toon 6 pass from O'Brien (Leahy kick)					
MIA—	Clayton 11 pass from Marino (Franklin kick)					
NY—	Sohn 13 pass from O'Brien (Leahy kick)					
MIA—	Jensen 2 pass from Marino (kick failed)					
MIA—	Stradford 1 run (Franklin kick)					
NY—	Hector 1 run (Leahy)					

	NY	MIA
First Downs	24	29
Rushes-yards	36-159	17-63
Passing yards	174	521
Passes	18-37-1	35-60-5
Sacks by-yards lost	0/0	0/0
Punts-avg.	6-43.6	3-44.7
Fumbles-lost	1-0	2-1
Penalties-yards	7-44	9-117
Time of Possession	27:36	32:24

**INDIVIDUAL STATISTICS**

**RUSHING** — NY: McNeil 17-87; Vick 12-44; Hector 6-23; Toon 1-5.  
 MIA: Bennett 6-40; Stradford 5-10; Hampton 4-9; Jensen 1-4; Marino 1-0.  
**PASSING** — NY: O'Brien 18-37-174-3.  
 MIA: Marino 35-60-521-3.  
**RECEIVING** — NY: Toon 7-55; McNeil 4-25; Walker 2-41; Hector 2-24; Sohn 1-13; Shuler 1-9; Townsell 1-7.  
 MIA: Clayton 10-153; Duper 6-132; Jensen 6-96; Stradford 4-40; Davenport 4-31; Banks 2-50; Hampton 2-6; Edmunds 1-13.

**Oct. 30, at JETS 24, PITTSBURGH 20 (64,862)** — Sunny, cool. The Jets bottled the Steelers a 10-0 first quarter lead, but the play of the defense and special teams gave the offense the needed field position and opportunities to give the Jets their first victory ever over Pittsburgh. Late in the 3rd quarter with the score tied, John Booty recovered a Pit fumble on a fair catch at the N48 and it led to the go-ahead score. The Jets were forced to punt, but the Steelers ran into the punter and the Jets gambled on 4th and 4 from the P33 and the Steelers drew an interference call in the EZ setting up the score. Following a pit FG, Booty blocked a Pit punt and recovered at the P7. Two plays later the Jets had a 24-13 lead. The Steelers moved to within 4 going 68-yards in 6 plays against the wind with 8:57 left. But Booty, playing as the 5th DB because of James Hasty's absence, stopped the final drive with an INT at the N43. Robin Cole earned the game ball for his 10 tackle, 2 sack effort against his former team.

Pittsburgh	10	0	0	10	—	20
Jets	0	10	7	7	—	24

PIT— FG Anderson 24  
 PIT— Carter 21 pass from Brister  
 (Anderson kick)  
 NY— FG Leahy 41  
 NY— Shuler 2 pass from O'Brien  
 (Leahy kick)  
 NY— Hector 2 run  
 (Leahy kick)  
 PIT— FG Anderson 21  
 NY— McNeil 5 run  
 (Leahy kick)  
 PIT— R. Jackson 17 run  
 (Anderson kick)

	NYJ	PIT
First Downs	15	15
Rushes-yards	33-84	30-143
Passing yards	112	209
Passes	14-33-0	11-25-2
Sacks by-yards lost	6-29	3-20
Punts-avg.	7-44.1	5-37.2
Fumbles-lost	3-1	3-2
Penalties-yards	2-20	5-62
Time of Possession	31:00	29:00

### INDIVIDUAL STATISTICS

**RUSHING** — NY: McNeil 16-47; Vick 8-31; Faaola 1-13; Hector 4- -1; O'Brien 4- -6.  
 PIT: Hoge 14-47; E. Jackson 6-47; Brister 4-29; Carter 2-9; W. Williams 3-9; Pollard 1-2.  
**PASSING** — NY: O'Brien 14-33-132-1.  
 PIT: Brister 11-25-238-1.  
**RECEIVING** — NY: Toon 4-56; Griggs 3-35; McNeil 2-16; Shuler 2-11; Hector 2-6; Townsell -8.  
 PIT: T. Johnson 2-70; Lipps 2-51; Hoge 2-14; Lockett 1-28; Thompson 1-26; Carter 1-24; E. Jackson 1-22; Pollard 1-3.

**Nov. 6, at INDIANAPOLIS 38, JETS 14 (59,233)** — Indoors. The Jets kept Indy corralled for the first half, 14-10, but the Colts broke out in the 2nd half. New York kept Eric Dickerson to a season low at that time of 19-58, but the Colts got big plays from Chris Chandler and a strong 2nd half effort from its defense to earn the victory. Chandler tossed a 44-yarder to Clarence Verdin for the go-ahead TD, and also scrambled 29-yards for the next score and a 24-14 lead. The snowball affect took over when Jon Hand tipped a Ken O'Brien pass and Duane Bickett INT to set up a 2-play, 27-yard drive for another Colt TD and a 31-14 margin. Indy added its final TD in the 4th quarter, but its 3rd period outburst proved to be too much for the young Jets to overcome.

Jets	0	14	0	0	—	14
Indianapolis	7	3	21	7	—	38

IND— Hogeboom 2 run  
 (Biasucci kick)  
 NY— Hector 1 run  
 (Leahy kick)  
 NY— Hector 1 run  
 (Leahy kick)  
 IND— FG Biasucci 51  
 IND— Verdin 44 pass from Chandler  
 IND— Chandler 29 run  
 (Biasucci kick)  
 IND— Dickerson 2 run  
 (Biasucci kick)  
 IND— Wonsley 3 run  
 (Biasucci kick)

	NYJ	IND
First Downs	20	22
Rushes-yards	25-91	35-140
Passing yards	182	196
Passes	24-37-2	15-23-1
Sacks by-yards lost	0-0	3-21
Punts-avg.	6-41.8	2-40.0
Fumbles-lost	2-0	3-2
Penalties-yards	14-127	3-16
Time of Possession	29:50	30:10

### INDIVIDUAL STATISTICS

**RUSHING** — NY: McNeil 8-40; Vick 9-38; Hector 7-13; O'Brien 1-0.  
 IND: Dickerson 19-58; Chandler 5-33; Bentley 2-19; Turner 3-17; Wonsley 5-11; Hogeboom 1-2.  
**PASSING** — NY: O'Brien 20-31-173-0, Ryan 4-6-30-0.  
 IND: Chandler 14-22-173-1; Turner 1-1-23-0.  
**RECEIVING** — NY: Toon 13-106; Shuler 6-47; Hector 2-18; McNeil 1-18; Vick 2-14.  
 IND: Beach 3-47; Verdin 1-44; Bellini 1-25; Dickerson 3-24; Bentley 2-24; Brooks 3-20; Boyer 1-8; Bouza 1-4.

**Nov. 13, NEW ENGLAND 14, at JETS 13 (48,358)**—Heavy rain, cold. New England proved to be better opportunists than the Jets and wound up beating the New Yorkers in a game that was swept by 40 mph winds and rain in the 1st half. The Jets and Pats each turned the ball over 3 times in a hard-fought defensive game, but NE started off the 2nd half by intercepting Ken O'Brien at the J19 and on 1st down Doug Flutie hit Stanley Morgan for the go-ahead TD and a 7-3 NE lead. The Jets came up with 2 Flutie INTs and recovered a fumble, but couldn't turn the take-aways into points and by the same token they turned the ball over twice in the 3rd quarter on the NE21 (Roger Vick fumble) and NE 27 (Al Toon fumble). The Jets narrowed the NE lead to 7-6, but the Pats put together their longest drive of the game, 58-yards for the eventual winning TD. During that drive the Jets were hit with a costly defensive holding call nullifying an INT in the EZ. The Jets answered back with a TD to make it 14-13 with 2:06 left, but their try to recover the on-side kick failed.

New England	0	0	7	7	—	14
Jets	0	3	3	7	—	13

NY— FG Leahy 47  
 NE— Morgan 19 pass from Flutie  
 (Staurovsky kick)  
 FG— Leahy 48  
 NE— Stephens 3 run  
 (Staurovsky kick)  
 NY— McNeil 6 run  
 (Leahy kick)

	NYJ	NE
First Downs	17	13
Rushes-yards	34-189	45-177
Passing yards	109	78
Passes	11-30-1	6-20-2
Sacks by-yards lost	0-0	3-25
Punts-avg.	8-37.1	9-32.2
Fumbles-lost	3-2	1-1
Penalties-yards	7-55	8-66
Time of Possession	26:52	33:08

### INDIVIDUAL STATISTICS

RUSHING — NY: Hector 13-82; Vick 11-63; McNeil 9-44; O'Brien 1-0.  
 NE: Stephens 21-87; Perryman 16-53; Flutie 5-27; Allen 2-9; Tatupu 1-1.  
 PASSING — NY: O'Brien 11-30-134-0.  
 NE: Flutie 6-20-78-1  
 RECEIVING — NY: Shuler 5-68; Toon 3-15; McNeil 2-32; Townsell 1-19.  
 NE: Morgan 2-33; Perryman 2-23; Francis 1-16; Dupard 1-6.

**Nov. 20, at BUFFALO 9, JETS 6 (OT) (78,389)** — Rain, cold. The Jets and Bills battled on even terms for 60 minutes tied at 6-6 into sudden death, but the Bills took advantage of a Jet fumble at their own 32 and kicked a 30-yard FG at the 3:47 mark for the 9-6 win. The win earned the Bills the AFC East title. The Jets had a chance for the win in regulation time, but Pat Leahy's 40-yard FG try with 25 seconds left was blocked by Fred Smerlas. The Jets won the toss but fumbled on their first series leading to the Bills win. The Jets and Bills defenses and the rain shut down the passing game for the day. The game marked the initial starting appearance of QB Pat Ryan in 1988. Ryan had been named the starter by Joe Walton earlier in the week to "give the team a lift."

Jets	0	3	0	3	0	6
Buffalo	0	0	3	3	3	9

NY— FG Leahy 23  
 BUF— FG Norwood 25  
 BUF— FG Norwood 26  
 NY— FG Leahy 40  
 BUF— FG Norwood 30

	NYJ	BUF
First Downs	16	20
Rushes-yards	31-140	44-229
Passing yards	119	112
Passes	10-23-0	9-19-1
Sacks by-yards lost	2-8	2-11
Punts-avg.	6-42.5	4-39.5
Fumbles-lost	2-1	2-1
Penalties-yards	9-61	7-55
Time of Possession	29:00	34:47

### INDIVIDUAL STATISTICS

RUSHING — NY: McNeil 12-61; Hector 12-59; Vick 6-21; Ryan 1- -1.  
 BUF: Riddick 18-103; Thomas 17-88; Kelly 1-17; Reed 2-11; Byrum 1-4; Harmon 3-3; Mueller 2-3.  
 PASSING — NY: Ryan 10-23-130-0.  
 BUF: Kelly 8-18-115-0; Riddick 1-1-5-0.  
 RECEIVING — NY: Toon 5-56; Walker 2-43; McNeil 2-18; Shuler 1-13.  
 BUF: Reed 5-56; Metzelaars 3-59; Kelly 1-5.

**Nov. 27, at JETS 38 MIAMI 34 (52,752)**—Rain, cool. After building a 24-14 halftime lead, the Jets found themselves trailing 34-24 and their starting QB Pat Ryan sidelined with a concussion. But Ken O'Brien, who had been benched 2 weeks prior for Ryan, came on to rally the Jets for an exciting victory. New York set a club record for total offense with 597 yards and established an NFL record with 39 first downs. Ryan, who completed 27-43 for a career high 341 yards and 3 TDs, took a blow to the head just before the half and gave way to O'Brien in the 3rd quarter. The 10-point lead disappeared in 7:08 of the 3rd quarter as Dan Marino threw 3 TD passes. The missed PAT after the 2nd Clayton TD proved costly. Miami appeared ready to take a 17-point lead, but TE Ferrell Edmunds was stripped of the ball at the NY20 and O'Brien

over. He drove the Jets 63 yards in 6 plays for a TD and also marched the Jets 74 yards in 9 plays and tossed the winning TD of 18 yards to Wesley Walker with 5:41 left. Al Toon had a career high for catches with 14-181. Marino had another big day against the Jets with 5 TD passes and wasn't sacked for the 9th straight game.

McNeil	7	7	20	0	—	34
	7	17	0	14	—	38

- Walker 8 pass from Ryan (Leahy kick)
- Banks 10 pass from Marino (Reveiz kick)
- Shuler 14 pass from Ryan (Leahy kick)
- FG Leahy 29
- Banks 37 pass from Marino (Reveiz kick)
- McNeil 3 run (Leahy kick)
- Clayton 31 pass from Marino (Reveiz kick)
- Clayton 25 pass from Marino (kick failed)
- Edmunds 80 pass from Marino (Reverz kick)
- Shuler 7 pass from O'Brien (Leahy kick)
- Walker 18 pass from O'Brien (Leahy kick)

	NY	MIA
First Downs	39	20
Rushes-yards	35-171	18-87
Passing yards	426	353
Passes	33-52-1	17-35-0
Sacks by-yards lost	0-0	1-7
Punts-avg.	2-39.0	3-38.0
Fumbles-lost	2-1	3-1
Penalties-yards	7-69	4-18
Time of Possession	40:16	19:44

### INDIVIDUAL STATISTICS

SHING — NY: McNeil 14-72; Hector 13-68; Vick 5-30.

MIA: Stradford 8-37; Davenport 7-40; Hampton 2-9; Jensen 1-1.

SSING — NY: Ryan 27-43-341-2; O'Brien 6-9-92-2.

MIA: Marino 17-35-353-5.

RECEIVING — NY: Toon 14-181; Shuler 8-91; Walker 5-98; Hector 3-43; McNeil 2-11; Vick 1-9.

MIA: Clayton 7-116; Banks 3-74; Davenport 3-34; Edmunds 2-117; Stradford 2-12.

**Dec. 4, at KANSAS CITY 38, JETS 34 (30,059)**—Mild. The Chiefs made gutsy call and made it stand up as they scored on a 4th down and goal location from the J1 with 2 seconds remaining for the win. The victory dashed the Jets' playoff hopes. KC came back from a 34-24 4th quarter deficit with 17 punts going 70 yards on 6 plays on their next to last scoring drive to make it 31-31 and 68 yards on 14 plays for the winning tally. The Jets rallied from behind by margins of 14-0 and 21-10 to take a 27-21 lead before increasing it to 34-24 in the 4th quarter. Steve DeBerg led the KC attack with 16-25-7-3 TD-1 INT. He hit long TD passes to Carlos Carson (40 yards), and telephone Paige (41,33 yds).

Jets	10	10	7	17	—	34
Kansas City	14	7	0	17	—	38

- Carson 40 pass from DeBerg (Lowery kick)
- Paige 41 pass from DeBerg (Lowery kick)
- Shuler 42 pass from Ryan (Leahy kick)
- FG Leahy 33
- Paige 33 pass from DeBerg (Lowery kick)
- Toon 2 pass from Ryan (Leahy kick)
- FG Leahy 32
- Hector 6 run (Leahy kick)
- FG Lowery 21
- Hector 1 run (Leahy kick)
- Okoye 1 run (Lowery kick)
- Saxon 1 run (Lowery kick)

	NY	KC
First Downs	21	26
Rushes-yards	35-179	41-163
Passing yards	192	267
Passes	13-35-2	16-25-3
Sacks by-yards lost	0-0	2-6
Punts-avg.	3-31.0	2-35.5
Fumbles-lost	2-2	2-1
Penalties-yards	7-48	5-39
Time of Possession	28:10	31:50

### INDIVIDUAL STATISTICS

SHING — NY: McNeil 13-76; Hector 16-69; Vick 4-15; Ryan: 2-19

KC: Okoye 16-68; Heard 13-68; Saxon 6-23; Taylor 1-2; Palmer 2-2; DeBerg 3-0.

PASSING — NY: Ryan 13-35-198-2.

KC: DeBerg 16-25-267-3.

RECEIVING — NY: Toon 5-102; Shuler 5-73; Hector 3-23.

KC: Paige 4-113; Carson 4-82; Palmer 2-40; Hayes 2-9; Harry 3-15; Okoye 1-8.

**Dec. 10, at JETS 34, INDIANAPOLIS 16**—Sunny, cold. The Jets roared back from a 13-10 halftime deficit with 21 3rd quarter points and went on to

## DEC. 10 (continued)

defeat the Colts. NY jumped to a 10-0 lead on JoJo Townsell's 59-yard PR, but the Colts came back on a pair of Eric Dickerson's TDs. Ken O'Brien took over for an ineffective Pat Ryan and engineered TD drives of 44-yards, 21-yard and 70-yards to gain a 31-16 lead. NY added a 46-yard Leahy FG to conclude the scoring. The Jets offensive line led the way for a 171-yard rushing attack paced by Freeman McNeil's 23-100 and Al Toon led the air war with 7-103-TD. A swarming defense produced 5 sacks and 3 INT against the Colts' 3 QB: It held Dickerson to a season low 42 yards rushing.

Indianapolis	6	7	3	0	—	16		NYJ	INT
Jets	10	0	21	3	—	34	First Downs	22	1
NY— FG Leahy 34							Rushes-yards	41-171	26-10
NY— Townsell 59 punt return (Leahy kick)							Passing yards	171	26
IND— Dickerson 9 run (kick failed)							Passes	14-30-3	17-36-
IND— Dickerson 50 pass from Hogeboom (Biasucci kick)							Sacks by-yards lost	5-29	2-1
NY— McNeil 1 run (Leahy kick)							Punts-avg.	4-28.0	4-37.
NY— Hector 2 run (Leahy kick)							Fumbles-lost	1-0	1-
IND FG Biasucci 45							Penalties-yards	7-55	4-2
NY— Toon 33 pass from O'Brien (Leahy kick)							Time of Possession	36:31	23:2
NY— FG Leahy 46									

### INDIVIDUAL STATISTICS

RUSHING — NY: McNeil 23-100; Hector 10-34; Vick 7-32; Ryan 1-5.

IND: Dickerson 16-42; Brooks 3-33; Bentley 4-29; Wonsley 2-4; Turner 1-1.

PASSING — NY: Ryan 4-11-56-0; O'Brien 10-19-115-1.

IND: Chandler 0-4-0-0; Hogeboom 16-30-217-1; Turner 1-2-34-0.

RECEIVING — NY: Toon 7-103; Shuler 2-20; Walker 1-21; Hector 1-13; Griggs 1-7; McNeil 1-4; Vick 1-3.

IND: Dickerson 5-90; Bentley 4-30; Brooks 3-58; Bouza 3-48; Boyer 1-16; Beach 1-9.

**Dec. 18, at JETS 27, GIANTS 21 (69,770)** — Sunny, cold. In dramatic fashion, Ken O'Brien audibled at the line of scrimmage on 3rd and 4 from the NYG5 and tossed a 5-yard pass to Al Toon to give the Jets a come-from-behind 27-21 victory. The win gave the Jets a winning season at 8-7-1 and also knocked the Giants out of the NFC East championship and a playoff berth. The Jets dominated the 1st half but only led by 13-0 before the Giants closed to 13-7 on a 3rd down 5-yard pass from Phil Simms to Stephen Baker with :14 left in the half. Following the Jets' initial possession of the 2nd half, the Giants' Phil McConkey fumbled a punt for a 20-7 Jets lead. Simms then tossed TD passes to Baker late in the 3rd quarter and to Lionel Manuel to give the Giants a 21-20 advantage with just 4:54 remaining. Bobby Humphrey returned the ensuing kickoff 37 yards to the NYJ48 to give the offense excellent field position for the winning 8-play, 52-yard drive. The Jets displayed an outstanding pass rush throughout the game recording 8 sacks, the most by the defense since it recorded 9 in the final game of 1981 season vs. Green Bay. Ken Rose was the leader with 3 and Marty Lyons added 2 more.

Giants	0	7	7	7	—	21		NYJ	GIA
Jets	10	3	7	7	—	27	First Downs	15	24
NY— FG Leahy 41							Rushes-yards	27-100	33-197
NY— Shuler 5 pass from O'Brien (Leahy kick)							Passes	16-26-0	18-33-0
NY— FG Leahy 20							Passing yards	198	170
GIA— Baker 5 pass from Simms (McFadden kick)							Sacks by-yards lost	8-60	2-16
NY— McNeil 6-yard run (Leahy kick)							Punts-avg.	6-39.7	5-45.4
GIA— Baker 9 pass from Simms (McFadden kick)							Fumbles-lost	0-0	4-1
GIA— Manuel 9 pass from Simms (McFadden kick)							Penalties-yards	3-25	4-25
NY— Toon 5 pass from O'Brien (Leahy kick)							Time of Possession	26:06	33:54

### INDIVIDUAL STATISTICS

RUSHING — NY: McNeil 12-45; Hector 7-35; Vick 6-14; O'Brien 2-6.

GIA: Morris 20-97; Simms 4-57; Anderson 6-34; Adams 2-8; Carthon 1-1.

PASSING — NY: O'Brien 16-26-214-2.

GIA: Simms 18-33-230-3.

RECEIVING — NY: Shuler 5-40; Toon 4-56; Vick 4-28; Walker 2-86; McNeil 1-4.

GIA: Manuel 4-74; Bavaro 4-60; Baker 3-26; Ingram 2-15; Mowatt 1-19; Robinson 1-13; Adams 1-9; Carthon 1-8; Morris 1-6.

## THE LAST TIME...

### 1st Interception Return for a Touchdown

N.Y. — Erik McMillan at Miami, Oct. 23, 1988 (55 yards)  
Opp. — Lupe Sanchez (PIT) at N.Y., Dec. 13, 1986 (67 yards)

### 1st Punt Return for a Touchdown

N.Y. — JoJo Townsell vs. Indianapolis, Dec. 10, 1988 (59 yards)  
Opp. — Brian Brennan (CLE) at N.Y., Dec. 22, 1985 (37 yards)

### 1st Kickoff Return for a Touchdown

N.Y. — Bobby Humphery at Cincinnati, Dec. 21, 1986 (96 yards)  
Opp. — Ricky Smith at New England, Sept. 19, 1982 (98 yards)

### 1st Field Goal Return for a Touchdown

N.Y. — Rich Miano vs. Cincinnati, Nov. 29, 1987 (67 yards)  
Opp. — Mike Haynes (NE) at N.Y., Oct. 5, 1980 (65 yards)

### 1st Field Goal Blocked

N.Y. — Kyle Clifton blocked Jim Breech's 34-yard attempt at Cincinnati, Oct. 9, 1988  
Opp. — Fred Smerlas (BUF) blocked Pat Leahy's 40-yard attempt, Nov. 20, 1988

### 1st Punt Blocked

N.Y. — John Booty blocked Harry Newsome's (PIT) punt, Oct. 30, 1988  
Opp. — Stan David (BUF) blocked Chuck Ramsey's punt and returned for a TD, Dec. 8, 1984

### 1st Fumble Return for a Touchdown

N.Y. — Bobby Humphery at Miami, Dec. 7, 1987 (46 yards)  
Opp. — Andre Tippett (NE) at N.Y., Sept. 21, 1987 (29 yards)

### 1st Safety

N.Y. — Marty Lyons sacked Boomer Esiason (at CIN), Oct. 9, 1988  
Opp. — Dave Jennings tackled by Scott Leiding (IND) at N.Y., Nov. 16, 1986

### 1st 100-Yard Rushing Game

N.Y. — Freeman McNeil vs. Indianapolis, Dec. 10, 1988 (100 yards)  
Opp. — Rob Riddick at Buffalo, Nov. 20, 1988 (103 yards)

### 1st 300-Yard Passing Game

N.Y. — Pat Ryan vs. Miami, Nov. 27, 1988 (341 yards)  
Opp. — Dan Marino (MIA) at N.Y., Nov. 27, 1988 (353 yards)

### 1st 100-Yard Receiving Game

N.Y. — Al Toon vs. Indianapolis, Dec. 10, 1988 (103 yards)  
Opp. — Stephon Paige at Kansas City, Dec. 4, 1988 (113 yards)

# 1988 OFFENSIVE STATISTICS

## RUSHING LEADERS

## PASSING

## RUSHING

## TOTAL NET

**GAME**  
at New England

**SCORE NY-OPP**  
3-28

**TOTAL PLAYS**  
60

**YDS**  
179

**ATT**  
25

**YDS**  
87

**TD**  
0

**LG**  
14

**ATT**  
30

**COMP**  
15

**YDS**  
92

**TD**  
0

**INT**  
0

**LG**  
24

**YAP**  
5/42

**NAME**  
McNeil

**ATT**  
17

**YDS**  
48

**LG**  
14

**TD**  
0

**NAME**  
Vick

**ATT**  
3

**YDS**  
18

**LG**  
11

**TD**  
0

**NAME**  
Hector

**ATT**  
15

**YDS**  
56

**LG**  
17

**TD**  
0

**NAME**  
Hector

**ATT**  
12

**YDS**  
45

**LG**  
13

**TD**  
2

**NAME**  
Hector

**ATT**  
12

**YDS**  
51

**LG**  
12

**TD**  
0

**NAME**  
McNeil

**ATT**  
10

**YDS**  
26

**LG**  
8t

**TD**  
1

**NAME**  
McNeil

**ATT**  
14

**YDS**  
43

**LG**  
10

**TD**  
0

**NAME**  
Vick

**ATT**  
10

**YDS**  
26

**LG**  
6

**TD**  
0

**NAME**  
McNeil

**ATT**  
22

**YDS**  
154

**LG**  
28

**TD**  
0

**NAME**  
Vick

**ATT**  
15

**YDS**  
95

**LG**  
16

**TD**  
0

**NAME**  
McNeil

**ATT**  
13

**YDS**  
50

**LG**  
12

**TD**  
0

**NAME**  
Vick

**ATT**  
10

**YDS**  
38

**LG**  
7

**TD**  
1

**NAME**  
McNeil

**ATT**  
7

**YDS**  
23

**LG**  
13

**TD**  
0

**NAME**  
Vick

**ATT**  
2

**YDS**  
11

**LG**  
8

**TD**  
0

**NAME**  
McNeil

**ATT**  
17

**YDS**  
87

**LG**  
13

**TD**  
0

**NAME**  
Vick

**ATT**  
12

**YDS**  
44

**LG**  
7

**TD**  
0

**NAME**  
McNeil

**ATT**  
16

**YDS**  
47

**LG**  
9

**TD**  
1

**NAME**  
Vick

**ATT**  
8

**YDS**  
31

**LG**  
12

**TD**  
0

**NAME**  
McNeil

**ATT**  
8

**YDS**  
40

**LG**  
10

**TD**  
0

**NAME**  
Vick

**ATT**  
9

**YDS**  
38

**LG**  
9

**TD**  
0

**NAME**  
Hector

**ATT**  
13

**YDS**  
82

**LG**  
19

**TD**  
0

**NAME**  
Vick

**ATT**  
11

**YDS**  
63

**LG**  
17

**TD**  
0

**NAME**  
McNeil

**ATT**  
12

**YDS**  
61

**LG**  
9

**TD**  
0

**NAME**  
Hector

**ATT**  
12

**YDS**  
59

**LG**  
12

**TD**  
0

**NAME**  
McNeil

**ATT**  
14

**YDS**  
72

**LG**  
13

**TD**  
1

**NAME**  
Hector

**ATT**  
13

**YDS**  
68

**LG**  
18

**TD**  
0

**NAME**  
McNeil

**ATT**  
13

**YDS**  
76

**LG**  
15

**TD**  
0

**NAME**  
Hector

**ATT**  
16

**YDS**  
69

**LG**  
16

**TD**  
2

**NAME**  
McNeil

**ATT**  
23

**YDS**  
100

**LG**  
13

**TD**  
1

**NAME**  
Hector

**ATT**  
11

**YDS**  
36

**LG**  
9

**TD**  
1

**NAME**  
McNeil

**ATT**  
12

**YDS**  
45

**LG**  
9

**TD**  
1

# 1988 DEFENSIVE STATISTICS

GAME	SCORE	TOTAL PLAYS	NET YDS	ATT	YDS	TD	LG	ATT COMP	YDS	TD	INT	LG	YLP	YDS	ATT	YDS	LG	TD
at New England	3-28	70	343	38	94	1	17	31	16	249	2	32	1/7	41	10	41	17	0
at Cleveland	23-3	58	222	16	36	0	7	37	20	186	0	25	5/41	38	11	38	6	0
HOUSTON	45-3	62	237	28	135	0	16	30	11	102	0	32	4/33	26	8	26	7	0
at Detroit	17-10	52	183	28	86	1	14	21	10	119	0	20	3/22	5	5	5	4	0
KANSAS CITY	17-17	76	385	36	124	0	18	34	17	261	2	80t	6/51	65	12	65	13	0
at Cincinnati	19-36	61	402	37	206	2	24	20	10	196	3	60t	4/24	41	6	41	16	1
BUFFALO	14-37	73	427	45	135	1	21	27	16	292	3	66t	1/10	30	3	30	21	2
at Miami	44-30	77	584	17	63	1	12	60	35	521	3	56	0/0	61	11	61	24	0
PITTSBURGH	24-20	61	352	30	143	1	20	25	11	209	1	60	6/29	43	5	43	10	0
at Indianapolis	14-38	58	336	35	140	4	29	23	15	196	1	44	0/0	31	13	31	9	0
NEW ENGLAND	13-14	65	255	45	177	1	22	20	6	78	1	19t	0/0	40	6	40	12	0
at Buffalo	6-9	65	341	44	229	0	29	19	9	112	0	35	2/8	139	30	139	21	2
MIAMI	38-34	53	440	18	87	0	16	35	17	353	5	80t	0/0	61	3	61	24	0
at Kansas City	34-38	66	430	41	163	2	13	25	19	267	3	41t	0/0	47	14	47	11	0
INDIANAPOLIS	34-16	67	329	26	109	1	38	36	17	220	1	50t	5/29	43	11	43	9	0
GIANTS	27-21	74	367	33	197	0	20	33	18	170	3	36	8/60	33	3	33	38	0
<b>TOTALS</b>	<b>372-354</b>	<b>1038</b>	<b>5633</b>	<b>517</b>	<b>2124</b>	<b>15</b>	<b>38</b>	<b>476</b>	<b>244</b>	<b>3509</b>	<b>28</b>	<b>80t</b>	<b>45/314</b>	<b>476</b>	<b>4</b>	<b>476</b>	<b>80t</b>	<b>24</b>

# JETS OFFENSE YEAR-BY-YEAR

YEAR	FIRST DOWNS	BALL CONTROL PLAYS	NET TOTAL YARDS	RUSH YARDS	NET PASS YARDS	TOTAL POINTS	SACKED	INT	FL	GIVE AWAYS
1960	286*	999*	4794	1460	3334	382	NA	NA	NA	NA
1961	247	927	4065	1678	2387	301	NA	NA	NA	NA
1962	206	876	3955	1213	2742	278	NA	NA	NA	NA
1963	200	820	3499	969	2530	249	34	29	15	44
1964	209	861	3889	1457	2432	278	27	33	7	40
1965	213	843	4065	1476	2589	285	17	22	18	40
1966	254	899	4906	1442	3464*	322	9	29	10	39
1967	282+	932	5152+	1307	3845+	371	28	29	8	37
1968	249	921	5047	1608	3439	419	18	19	15	34
1969	252	879	4583	1782	2801	353	16	20	16	36
1970	230	884	3960	1653	2307	255	35	23	11	34
1971	202	786	3267	1888	1379	212	23	16	14	30
1972	250	825	4787	2010	2777	367	17	22	9	31
1973	222	863	3920	1864	2056	240	37	22	17	39
1974	234	832	4061	1625	2436	279	19	24	8	32
1975	266	919	4230	2079	2151	258	34	33	8	41
1976	220	876	3530	1924	1606	169	45	28	25	53
1977	195	832	3620	1618	2002	191	35	26	14	40
#1978	277	993	4857	2250	2607	359	43	28	9	37
1979	299	1035	5244	2646+	2598	337	32	25	13	38
1980	289	993	4882	1873	3009	302	42	30	11	41
1981	318	1108	5396	2341	3055	355	30	14	17	31
#1982	193	606	3218	1317	1901	245	23	9	9	18
1983	313	1076	5493	2068	3425	313	43	28	19	47
1984	310	1044	5148	2189	2959	332	52	21	13	34
1985	344	1123	5896	2312	3584	393	62	8	21	29
1986	319	1072	5375	1729	3646	364	45	21	16	37
%1987	292	1041	4630	1671	2959	334	66	15	19	34
1988	331	1094	5215	2132	3083	372	42	11	16	27

\*Led Pro Football #Led AFL \*\*Led AFC #Length of season went from 14 to 16 games #Length of season was 9 games %Length of season was 15 games

# JETS DEFENSE YEAR-BY-YEAR

YEAR	FIRST DOWNS	BALL CONTROL PLAYS	NET TOTAL YARDS	RUSH YARDS	PASS YARDS	TOTAL POINTS	SACKS	INT	FR	TAKE AWAYS
1960	252	884	4699 (333.5)	1750 (125.0)	2919 (208.5)	399	NA	NA	NA	NA
1961	242	905	4677 (334.1)	1880 (134.3)	2797 (199.8)	390	NA	NA	NA	NA
1962	253	906	4655 (332.5)	2049 (146.4)	2606 (186.1)	423	NA	NA	NA	NA
1963	280	899	5166 (369.0)	2129 (152.1)	3037 (216.9)	399	23	21	15	36
1964	245	908	4916 (351.1)	1675 (119.6)	3241 (231.5)	315	28	34	10	44
1965	303	927	4213 (300.9)	1551 (110.8)	2662 (190.1)	303	23	26	12	38
1966	231	890	4278 (305.6)	1524 (108.9)	2754 (196.7)	312	35	21	8	29
1967	203	849	3775 (369.6)	1633 (116.6)	2142 (153.0)	329	39	27	6	33
1968	178+	814*	3363* (240.2)	1195+ (85.4)	2186 (156.1)	280	43	28	9	37
1969	229	822	4082 (291.6)	1326 (94.7)	2756 (196.9)	269	42	29	13	42
1970	216	826	3655** (261.1)	1283** (91.6)	2372 (169.4)	286	35	22	11	33
1971	235	841	4357 (311.2)	2302 (164.4)	2055 (146.8)	299	27	13	10	23
1972	255	866	4709 (336.4)	2072 (148.0)	2637 (188.4)	324	27	19	12	31
1973	226	860	4178 (298.4)	2228 (159.1)	1950 (139.3)	306	26	19	19	38
1974	267	911	4297 (308.9)	2240 (160.0)	2057 (146.9)	300	25	17	9	26
1975	308	909	5456 (389.7)	2737 (195.5)	2719 (194.2)	433	19	15	13	28
1976	277	972	4916 (351.1)	2592 (185.1)	2324 (166.0)	383	16	11	21	32
1977	283	978	4648 (332.0)	2245 (160.4)	2403 (171.6)	300	26	11	17	28
#1978	324	1069	5524 (345.3)	2701 (168.8)	2823 (176.4)	364	22	23	17	40
1979	331	1094	5821 (363.8)	1706 (106.6)	4115 (257.2)	383	22	21	19	40
1980	348	1080	5615 (350.9)	1951 (121.9)	3664 (229.0)	395	28	23	9	32
1981	291	1036	4871** (304.4)	1867 (116.7)	3004 (187.8)	287	66+	21	15	36
#1982	161	587	2629 (292.1)	983 (109.2)	1646 (182.9)	166	20	17	9	26
1983	298	1058	5301 (331.3)	2378 (148.6)	2923 (182.7)	331	48	28	14	42
1984	341	1052	5566 (347.9)	2064 (129.0)	3502 (218.9)	364	44	15	18	33
1985	275	989	4771 (298.2)	1516** (94.8)	3255 (203.4)	264	49	22	20	42
1986	349	1081	6050 (378.1)	1661 (103.8)	4389 (274.3)	386	28	20	18	38
%1987	300	993	5041 (336.1)	1835 (122.3)	3206 (213.7)	360	29	18	11	29
1988	310	1038	5633 (352.1)	2124 (132.8)	3509 (219.3)	354	45	24	16	40

+Led Pro Football \*Led AFL \*\*Led AFC #Length of season went from 14 to 16 games %Length of season was 15 games

Underline indicates Jets record Ball control plays include rushes, passes and sacks Numbers in parenthesis indicates yards per game average

# TOP JETS PERFORMANCES OF 1988

## INDIVIDUAL

Yards Rushing .....	154	McNeil, Kansas City
Rushing Attempts .....	23	McNeil, Kansas City
Longest Run .....	28	McNeil, Kansas City
Longest Run for TD .....	8	McNeil, Houston
Yards Passing (gross) .....	341	Ryan, Miami
Passes Attempted .....	48	O'Brien, Kansas City
Passes Completed .....	27	O'Brien, Detroit Ryan, Miami
Touchdown Passes .....	3	O'Brien, Houston, at Miami
Yards Receiving .....	181	Toon, Miami
Receptions .....	14	Toon, Miami
Longest Pass Comp. ....	50t	O'Brien to Walker, Houston
Longest Punt .....	64	Prokop, at Buffalo
Longest Punt Return .....	59t	Townsell, Indianapolis
Longest Kickoff Return .....	48	Humphery, Kansas City
Longest Field Goal .....	48	Leahy, New England
Most Tackles .....	18	Benson, New England
QB Sacks .....	3	Lyons, Cincinnati Rose, Giants Gastineau, Kansas City
Most Interceptions .....	3	McMillan, at Miami
Longest Interception Ret. ....	55t	McMillan, at Miami

## TEAM

First Downs .....	31	Kansas City
Yards Rushing .....	272	Kansas City
Rushing Attempts .....	46	Kansas City
Yards Passing (net) .....	426	Miami
Passes Attempted .....	48	Kansas City
Passes Completed .....	33	Miami
Total Plays .....	97*	Kansas City
Total Defense (net) .....	183	at Detroit
Rushing Defense (net) .....	36	at Cleveland
QB Sacks .....	8	Giants
Interceptions .....	5	at Miami
Most Points Scored .....	45	Houston

## JETS MOST VALUABLE PLAYERS

(voted by teammates)

- 1961 — Bill Mathis, Running Back
- 1962 — Dick Christy, Running Back
- 1963 — Bake Turner, Wide Receiver
- 1964 — Dainard Paulson, Safety
- 1965 — Matt Snell, Running Back
- 1966 — George Sauer, Wide Receiver
- 1967 — Don Maynard, Wide Receiver
- 1968 — Joe Namath, Quarterback
- 1969 — Joe Namath, Quarterback
- 1970 — John Elliott, Defensive Tackle
- 1971 — Larry Grantham, Linebacker
- 1972 — John Riggins, Running Back
- 1973 — Emerson Boozer, Running Back
- 1974 — Joe Namath, Quarterback
- 1975 — John Riggins, Running Back
- 1976 — Clark Gaines, Running Back
- 1977 — Randy Rasmussen, Guard
- 1978 — Wesley Walker, Wide Receiver
- 1979 — Marvin Powell, Tackle
- 1980 — Bruce Harper, Running Back-Kick Returner
- 1981 — Richard Todd, Quarterback
- 1982 — Freeman McNeil, Running Back
- 1983 — Lance Mehl, Linebacker
- 1984 — Freeman McNeil, Running Back
- 1985 — Ken O'Brien, Quarterback
- 1986 — Al Toon, Wide Receiver
- 1987 — Al Toon, Wide Receiver
- 1988 — Al Toon, Wide Receiver

# 1988 NEW YORK JETS RESULTS (8-7-1) AND ATTENDANCE

(actual)

Jets	3	at NEW ENGLAND 28	44,027
) JETS	23	at Cleveland 3	74,434
) JETS	45	Houston 3	64,683
) JETS	17	at Detroit 10	29,250
JETS	17	KANSAS CITY 17 (OT)	66,110
Jets	19	at CINCINNATI 36	57,482
Jets	14	BUFFALO 37	70,218
) JETS	44	at Miami 30	68,292
) JETS	24	Pittsburgh 20	64,862
Jets	14	at INDIANAPOLIS 38	59,233
Jets	13	NEW ENGLAND 14	48,358
Jets	6	at BUFFALO 9 (OT)	78,389
) JETS	38	Miami 34	52,752
Jets	34	at KANSAS CITY 38	30,059
) JETS	34	Indianapolis 16	46,284
) JETS	27	Giants 21	69,770

Home: Won 5, Lost 2, Tied 1      Away: Won 3, Lost 5

HOME AVG.	AWAY AVG.	OVERALL AVG.
60,380	55,146	57,763

## 1988 TEAM STATISTICS

	Jets	Opponent
TOTAL FIRST DOWNS	331	310
Rushing	118	123
Passing	181	162
Penalty	32	25
3rd Down: Made/Att.	97/233-42%	87/214-41%
4th Down: Made/Att.	7/17	11/21
TOTAL NET YARDS	5215	5633
Avg. Per Game	325.9	352.1
Total Plays	1094	1038
Avg. Per Play	4.8	5.4
NET YARDS RUSHING	2132	2124
Avg. Per Game	133.3	132.8
Total Rushes	514	517
NET YARDS PASSING	3083	3509
Avg. Per Game	192.7	219.3
Tackled/Yards Lost	42/291	45/314
Gross Yards	3374	3823
Attempts/Completions	538/299	476/244
Pct. of Completions	55.6	51.3
Had Intercepted	11	24
YARDS/AVERAGE	85/38.9	72/38.1
NET PUNTING AVG.	34.2	30.9
PENALTIES/YARDS	115/931	89/757
FUMBLES/BALL LOST	32/16	35/16
TOUCHDOWNS	43	43
Rushing	19	15
Passing	20	28
Returns	4	0

SCORE BY PERIODS	1	2	3	4	OT	Total
JETS TOTAL	78	125	72	97	0	372
Opp. Total	86	64	104	97	3	354

## 1988 NEW YORK JETS INDIVIDUAL STATISTICS

RUSHING	No.	Yds.	Avg.	LG	T
McNeil	219	944	4.3	28	
Hector	137	561	4.1	19	
Vick	128	540	4.2	17	
O'Brien	21	25	1.2	17	
Ryan	5	22	4.4	15	
Faaola	1	13	13.0	13	
Walker	1	12	12.0	12	
Leahy	1	10	10.0	10	
Toon	1	5	5.0	5	
JETS TOTAL	514	2132	4.1	28	
Opp. Total	517	2124	4.1	38	

PASSING	Att.	Comp.	Yds.	Pct.	Avg./Att.	T
O'Brien	424	236	2567	55.7	6.05	
Ryan	113	63	807	55.8	7.14	
Hector	1	0	0	0.0	0.00	
JETS TOTAL	538	299	3374	55.6	6.27	
Opp. Total	476	244	3823	51.3	8.03	

PASSING	Pct. TD	Int.	Pct. Int.	LG	Att./Lost	Rating
O'Brien	3.5	7	1.7	50t	37/267	78
Ryan	4.4	4	3.5	42t	5/24	78
Hector	0.0	0	0.0	0	0/0	39
JETS TOTAL	3.7	11	2.0	50t	42/291	78
Opp. Total	5.9	24	5.0	80t	45/314	76

RECEIVING	No.	Yds.	Avg.	LG	T
Toon	93	1067	11.5	42	
Shuler	70	805	11.5	42t	
McNeil	34	288	8.5	25	
Walker	26	551	21.2	50t	
Hector	26	237	9.1	30	
Vick	19	120	6.3	17	
Griggs	14	133	9.5	21	
Sohn	7	66	9.4	17	
Dunn	6	67	11.2	26	
Townsell	4	40	10.0	19	
JETS TOTAL	299	3374	11.3	50t	2
Opp. Total	244	3823	15.7	80t	2

INTERCEPTIONS	No.	Yds.	Avg.	LG	TD
McMillan	8	168	21.0	55t	
Hasty	5	20	4.0	16	
Booty	3	0	0.0	0	
Howard	2	0	0.0	0	
Miano	2	0	0.0	0	
Zordich	1	35	35.0	35t	
McArthur	1	3	3.0	3	
Benson	1	2	2.0	2	
Humphery	1	0	0.0	0	
JETS TOTAL	24	228	9.5	55t	
Opp. Total	11	126	11.5	35	

PUNTING	No.	Yds.	Avg.	TB	In 20	LG	Blk.
Prokop	85	3310	38.9	10	26	64	0
JETS TOTAL	85	3310	38.9	10	26	64	0
Opp. Total	72	2742	38.1	5	13	66	1

PUNT RETURNS	No.	FC	Yds.	Avg.	LG	TD
Townsell	35	9	409	11.7	59t	1
Sohn	3	1	9	3.0	5	0
JETS TOTAL	38	10	418	11.0	59t	1
Opp. Total	34	9	210	5.9	24	0

KICKOFF RETURNS	No.	Yds.	Avg.	LG	TD
Humphery	21	510	24.3	48	0
Townsell	31	601	19.4	40	0
Sohn	9	159	17.7	27	0
Harper	7	114	16.3	32	0
Faaola	2	9	4.5	7	0
Barber	1	11	11.0	11	0
Rose	1	0	0.0	0	0
JETS TOTAL	72	1404	19.5	48	0
Opp. Total	70	1491	21.3	56	0

CORING	TDR	TDP	TDR1	PAT	FG	S	TP
ahy	0	0	0	43/43	23/28	0	112
ector	10	0	0	0/0	0/0	0	60
cNeil	6	1	0	0/0	0/0	0	42
alker	0	7	0	0/0	0/0	0	42
ruler	0	5	0	0/0	0/0	0	30
son	0	5	0	0/0	0/0	0	30
ck	3	0	0	0/0	0/0	0	18
cMillan	0	0	2	0/0	0/0	0	12
ohn	0	2	0	0/0	0/0	0	12
ownsell	0	0	1	0/0	0/0	0	6
ordich	0	0	1	0/0	0/0	0	6
rons	0	0	0	0/0	0/0	1	2
ETS TOTAL	19	20	4	43/43	23/28	1	372
pp. Total	15	28	0	36/43	20/30	0	354

ELD GOALS	1-19	20-29	30-39	40-49	50+	TOTAL
ahy	0/0	9/9	7/8	7/10	0/1	23/28
pp Total	0/0	8/9	8/11	3/9	1/1	20/30

ahy: (29G) (22G, 29G, 49N, 23G), (47G) (39G, 33N) (23G, 44N) (30G) ( )  
 3G, 38G, 28G) (41G) (51N) (47G, 48G) (23G, 40G, 40N) (29G) (33G, 32G)  
 5G, 46G) (41G, 20G)

DEFENSIVE STATS (Official)	Solo	---Tackles---		QB Sacks	QB Pres- sures	Passes Def.
		Ast.	Total			
Clifton	115*	47*	162*	0	10	3
Benson	98	47*	145	2	1	4
Miano	80	32	112	½	2	12
Lyons	77	26	103	7½*	14	1
Gordon	57	30	87	3	21*	1
McMillan	58	22	80	0	0	22*
Humphery	64	4	68	2	2	19
Mersereau	43	25	68	4½	17	1
McArthur	38	26	64	2	5	1
Hasty	48	13	48	1	0	22*
Cole	34	16	50	3	2	0
Gastineau	27	10	37	7	8	0
Frase	23	8	31	1	2	2
Howard	20	8	28	1	0	7
Nichols	20	4	24	1½	10	0
Baldwin	13	8	21	1	3	0
Radachowsky	16	4	20	1½	1	4
Booty	11	5	16	0	0	3
Rose	12	2	14	5	4	1
Zordich	9	1	10	0	0	1
Garalczyk	6	3	9	½	0	1
Williams	2	2	4	0	0	1
Galvin	4	0	4	0	0	0
Team Lead						

**ORCED FUMBLES:** McMillan 2, Benson 2, Baldwin 2, McArthur 2,  
 arber 2, Nichols 1, Radachowsky 1, Garalczyk 1, Clifton 1, Cole 1,  
 ooty 1, Miano 1, Rose 1, Frase 1.

**COVERED FUMBLES:** Hasty 3, Clifton 2, Booty 2, Gastineau 1,  
 ordon 1, Humphery 1, Lyons 1, Benson 1, Cole 1, Mersereau 1,  
 alvin 1, Sohn 1.

**PECIAL TEAMS TACKLES:** Barber 41, Faaola 30, Galvin 25,  
 ordich 19, Howard 18, Rose 17, Williams 12, Griggs 10, Baldwin 10,  
 unn 9, Harper 8, Booty 7, Bingham 4, Sohn 3, Schreiber 3, Elam 2,  
 lammond 3, Prokop 2, Sweeney 1, Nichols 1, Townsell 1.

# NEW YORK STATISTICAL LEADER:

## CAREER

### RUSHING

PLAYER	ATT	YDS	AVG	T
1. Freeman McNeil, 1981-88 . . . . .	1525	6794	4.5	1
2. Emerson Boozer, 1966-75 . . . . .	1291	5135	4.0	1
3. Matt Snell, 1964-72 . . . . .	1057	4285	4.1	1
4. John Riggins, 1971-75 . . . . .	928	3880	4.2	1
5. Bill Mathis, 1960-69 . . . . .	1044	3589	3.4	1
6. Scott Dierking, 1977-83 . . . . .	731	2901	4.0	1
7. Johnny Hector, 1983-88 . . . . .	697	2789	4.0	1
8. Clark Gaines, 1976-80 . . . . .	581	2552	4.4	1
9. Kevin Long, 1977-81 . . . . .	574	2190	3.8	1
10. Bruce Harper, 1977-84 . . . . .	374	1829	4.9	1

### PASSING (YARDS)

PLAYER	ATT	COMP	PCT	YDS	TD	INT
1. Joe Namath, 1965-76 . . . . .	3655	1836	.502	27057	170	2
2. Richard Todd, 1976-83 . . . . .	2623	1433	.546	18241	110	1
3. Ken O'Brien, 1983-88 . . . . .	1990	1183	.594	14243	84	1
4. Al Dorow, 1960-61 . . . . .	834	398	.477	5399	45	1
5. Dick Wood, 1963-64 . . . . .	708	328	.463	4503	34	1
6. Pat Ryan, 1978-88 . . . . .	601	339	.564	4065	30	1
7. Al Woodall, 1969-74 . . . . .	503	246	.489	2970	18	1
8. Matt Robinson, 1977-79 . . . . .	351	161	.459	2503	15	1
9. John Green, 1962-63 . . . . .	264	130	.492	1761	10	1
10. Mike Taliaferro, 1964-67 . . . . .	243	98	.403	1145	8	1

### RECEIVING (CATCHES)

PLAYER	NO	YDS	AVG	T
1. Don Maynard, 1960-72 . . . . .	627	11732	18.7	1
2. Wesley Walker, 1977-88 . . . . .	430	8217	19.1	1
3. Mickey Shuler, 1978-88 . . . . .	409	4497	11.0	1
4. Jerome Barkum, 1972-83 . . . . .	326	4789	14.7	1
5. George Sauer, 1965-70 . . . . .	309	4965	16.1	1
6. Al Toon, 1985-88 . . . . .	292	3881	13.3	1
7. Rich Caster, 1970-77 . . . . .	245	4434	18.1	1
8. Freeman McNeil, 1985-88 . . . . .	225	2201	9.8	1
9. Bruce Harper, 1977-84 . . . . .	220	2409	11.0	1
10. Art Powell, 1960-62 . . . . .	204	3178	15.8	1

### RECEIVING (YARDS)

PLAYER	NO	YDS	AVG	TI
1. Don Maynard, 1960-72 . . . . .	627	11732	18.7	8
2. Wesley Walker, 1977-88 . . . . .	430	8217	19.1	7
3. George Sauer, 1965-70 . . . . .	309	4965	16.1	2
4. Jerome Barkum, 1972-83 . . . . .	326	4789	14.7	4
5. Mickey Shuler, 1978-88 . . . . .	409	4497	11.0	3
6. Rich Caster, 1970-77 . . . . .	245	4434	18.1	3
7. Al Toon, 1985-88 . . . . .	292	3881	13.3	2
8. Art Powell, 1960-62 . . . . .	204	3178	15.8	2
9. Bake Turner, 1963-69 . . . . .	191	3000	15.7	2
10. Derrick Gaffney, 1978-84 . . . . .	155	2607	16.8	1

### SCORING

PLAYER	TDS	PAT	FG	PT
1. Pat Leahy, 1974-88 . . . . .	0	467-492	241-342	119
2. Jim Turner, 1964-70 . . . . .	0	238-241	153-253	69
3. Don Maynard, 1960-72 . . . . .	88	3*	0	53
4. Wesley Walker, 1977-88 . . . . .	71	0	0	42
5. Emerson Boozer, 1966-75 . . . . .	64	0	0	38
6. Bill Mathis, 1960-69 . . . . .	46	6*	0	28
7. Bob Howfield, 1971-74 . . . . .	0	100-105	58-87	27
8. Jerome Barkum, 1972-83 . . . . .	40	0	0	24
9. Freeman McNeil, 1981-88 . . . . .	39	0	0	23
10. Mickey Shuler, 1978-88 . . . . .	37	0	0	22
Johnny Hector, 1983-88 . . . . .	37	0	0	22

\*No. of two-point conversions

\*\*Includes one safety

## INTERCEPTIONS

PLAYER	NO	YDS	AVG	TD
1. Bill Baird, 1963-69 .....	34	357	10.5	2
2. Dainard Paulson, 1961-65 ...	29	343	11.8	1
3. Larry Grantham, 1960-72 ...	24	308	12.8	1
4. Darrol Ray, 1980-84 .....	21	581	27.7	3
Burgess Owens, 1973-79 ...	21	313	14.9	2
Al Atkinson, 1965-74 .....	21	224	10.7	0
Bobby Jackson, 1978-85.....	21	196	9.3	2
8. Ralph Baker, 1964-74 .....	19	218	11.5	2
9. Johnny Lynn, 1979-86.....	17	247	14.5	1
John Sample, 1966-68.....	17	173	10.2	2

## SEASON

### RUSHING

PLAYER	SEASON	ATT	YDS	AVG	TD
1. Freeman McNeil .....	1985	294	1331	4.5	3
2. Freeman McNeil .....	1984	229	1070	4.7	5
3. John Riggins .....	1975	238	1005	4.2	8
4. Kevin Long .....	1978	214	954	4.5	10
5. Matt Snell .....	1964	215	948	4.4	5
6. John Riggins .....	1972	207	944	4.6	3
Freeman McNeil .....	1988	219	944	4.3	6
8. Clark Gaines .....	1979	186	905	4.9	0
9. Freeman McNeil .....	1986	214	856	4.0	5
10. Bill Mathis.....	1961	202	846	4.2	7

### PASSING (YARDS)

PLAYER	SEASON	ATT	COMP	PCT	INT	TD	YDS
1. Joe Namath .....	1967	491	258	.525	28	26	4007
2. Ken O'Brien .....	1985	488	297	.609	8	25	3888
3. Ken O'Brien .....	1986	482	300	.622	20	25	3690
4. Richard Todd ....	1983	518	308	.595	26	18	3478
5. Joe Namath .....	1966	471	232	.493	27	19	3379
6. Richard Todd ....	1980	479	264	.551	30	17	3329
7. Richard Todd ....	1981	497	279	.561	13	25	3231
8. Joe Namath .....	1968	380	187	.492	17	15	3147
9. Joe Namath .....	1972	324	162	.500	21	19	2816
10. Al Dorow .....	1960	396	201	.508	26	26	2748

### RECEIVING (CATCHES)

PLAYER	SEASON	NO	YDS	AVG	TD
1. Al Toon .....	1988	93	1067	11.5	5
2. Al Toon .....	1986	85	1176	13.8	8
3. Mickey Shuler .....	1985	76	879	11.6	7
4. George Sauer .....	1967	75	1189	15.9	6
5. Don Maynard.....	1960	72	1265	17.6	6
6. Don Maynard.....	1967	71	1434	20.2	10
Bake Turner .....	1963	71	1007	14.2	6
Art Powell.....	1961	71	881	12.4	5
9. Mickey Shuler .....	1988	70	805	11.5	5
10. Art Powell.....	1960	69	1167	16.9	14
Mickey Shuler .....	1986	69	675	9.8	4

### RECEIVING (YARDS)

PLAYER	SEASON	NO	YDS	AVG	TD
1. Don Maynard.....	1967	71	1434	20.2	10
2. Don Maynard.....	1968	57	1297	22.8	10
3. Don Maynard.....	1960	72	1265	17.6	6
4. Don Maynard.....	1965	68	1218	17.9	14
5. George Sauer .....	1967	75	1189	15.9	6
6. Al Toon .....	1986	85	1176	13.8	8
7. Wesley Walker.....	1978	48	1169	24.4	8
8. Art Powell.....	1960	69	1167	16.9	14
9. George Sauer .....	1968	66	1141	17.3	3
10. Art Powell.....	1962	64	1130	17.6	8

## SCORING

PLAYER	SEASON	TD	PAT	FG	PTS
1. Jim Turner .....	1968	0	43-43	34-46	145
2. Jim Turner .....	1969	0	33-33	32-47	129
3. Bob Howfield .....	1972	0	40-41	27-37	121
Pat Leahy .....	1985	0	43-45	26-34	121
5. Pat Leahy .....	1981	0	38-39	22-30	113
6. Pat Leahy .....	1988	0	43-43	23-28	112
7. Pat Leahy .....	1978	0	41-42	20-34	107
8. Pat Leahy .....	1986	0	44-44	16-19	92
9. Jim Turner .....	1965	0	31-31	18-35	91
10. Pat Leahy .....	1984	0	38-39	17-24	89

## GAME

### RUSHING

PLAYER	ATT	YDS	OPPONENT	DATE
1. Freeman McNeil ...	18	192	Buffalo	Sept. 15, 1985
2. Freeman McNeil ...	26	184	at Kansas City	Nov. 15, 1987
3. Matt Snell .....	31	180	Houston	Oct. 17, 1964
4. Freeman McNeil ..	28	173	Miami	Oct. 14, 1985
5. Matt Snell .....	26	168	Oakland	Oct. 10, 1964
John Riggins .....	32	168	at New England	Oct. 15, 1972
7. Emerson Boozer ...	21	160	at Philadelphia	Dec. 9, 1973
8. Freeman McNeil ..	22	154	Kansas City	Oct. 2, 1988
9. John Riggins ....	20	152	at New England	Dec. 7, 1975
10. Freeman McNeil ...	22	151	Seattle	Oct. 27, 1985

**CAREER 100-YARD GAMES:** Freeman McNeil 26; Matt Snell 11; John Riggins 10; Emerson Boozer 8; Clark Gaines 6; Johnny Hector 4; Bill Mathis 3; Kevin Long 3; Ed Marinaro 2; Bob Burns, Dick Christy, Scott Dierking, Carl Garrett, Clifford McClain, Tom Newton, George Nock, Mark Smolinski, 1 each.

### PASSING (YARDS)

PLAYER	ATT-COMP	YDS	OPPONENT	DATE
1. Joe Namath ...	28-15	496	at Baltimore	Sept. 24, 1970
2. Ken O'Brien ...	43-29	479	Miami	Sept. 21, 1980
3. Richard Todd ...	60-42	447	San Francisco	Sept. 21, 1980
4. Richard Todd ...	50-37	446	L.A. Rams	Sept. 25, 1980
5. Ken O'Brien ...	32-26	431	at Seattle	Nov. 2, 1980
6. Joe Namath ...	39-23	415	Miami	Oct. 1, 1965
7. Joe Namath ...	46-25	403	at Oakland	Dec. 11, 1970
8. Joe Namath ...	37-22	399	at Denver	Sept. 24, 1965
9. Joe Namath ...	62-34	397	Baltimore	Oct. 18, 1970
10. Richard Todd ...	29-17	396	Oakland	Oct. 23, 1970

**CAREER 400-YARD GAMES:** Joe Namath 3, Ken O'Brien 2, Richard Todd 2

**CAREER 300-YARD GAMES:** Joe Namath 21, Ken O'Brien 11, Richard Todd 5, Dick Wood 4, Al Dorow 2, Pat Ryan 2, John Green 1.

### RECEIVING (YARDS)

PLAYER	NO	YDS	OPPONENT	DATE
1. Don Maynard ....	10	228	at Oakland	Nov. 17, 1968
2. Don Maynard ....	7	212	Houston	Oct. 20, 1969
3. Bake Turner .....	8	210	at Houston	Nov. 10, 1963
4. Rich Caster .....	6	204	at Baltimore	Sept. 24, 1972
5. Don Maynard ....	8	203	at Kansas City	Sept. 15, 1968
6. Ed Bell .....	7	197	at Baltimore	Sept. 24, 1972
7. Al Toon .....	9	195	at Seattle	Nov. 2, 1986
8. Wesley Walker ...	6	194	Miami	Sept. 21, 1986
9. George Sauer ...	9	191	Denver	Oct. 13, 1968
10. Al Toon .....	14	181	Miami	Nov. 27, 1988

**CAREER 200-YARD GAMES:** Don Maynard 3; Rich Caster, Bake Turner, 1 each.

**CAREER 100-YARD GAMES:** Don Maynard 50; Wesley Walker 22; George Sauer 16; Al Toon 13; Art Powell 12; Rich Caster 12; Bake Turner 9; Pete Lammons 4; Jerome Barkum 4; Johnny "Lam" Jones 3; Mickey Shuler 2; Kurt Sohn 2; Ed Bell 2; Dick Christy 2; Derrick Gaffney 2; Bill Mathis 2; Emerson Boozer, Clark Gaines, Johnny Hector, David Knight, Bobby Renn, 1 each.

# NEW YORK LONGEST PLAYS

## RUSHING

PLAYER	YDS	OPPONENT	DATE
1. Bill Mathis .....	79	Houston	Nov. 21, 1965
2. Bruce Harper .....	78t	Atlanta	Oct. 23, 1983
3. Freeman McNeil .....	69	Buffalo	Sept. 15, 1985
4. Johnny Hector .....	64	at Cleveland	Oct. 14, 1984
5. Clifford McClain .....	63t	Cincinnati	Dec. 19, 1971
6. Matt Snell .....	60	at Buffalo	Sept. 29, 1968
Richard Caster .....	60	Washington	Dec. 5, 1976
8. Mark Smolinski .....	56	at Boston	Sept. 8, 1963
9. Emerson Boozer .....	54	Boston	Dec. 17, 1966
0. Freeman McNeil .....	53	at New England	Oct. 28, 1984

## PASS PLAYS

PLAYERS	YDS	OPPONENT	DATE
1. Ken O'Brien to Wesley Walker .....	96t	at Buffalo	Dec. 8, 1985
2. Joe Namath to Richard Caster .....	91	Baltimore	Oct. 7, 1974
3. Joe Namath to Richard Caster .....	89t	at Miami	Oct. 7, 1974
4. Ken O'Brien to Wesley Walker .....	88t	New England	Nov. 24, 1985
5. Joe Namath to Don Maynard .....	87t	at San Diego	Nov. 24, 1968
Richard Todd to Wesley Walker .....	87t	Oakland	Oct. 23, 1977
7. Lee Grosscup to Don Maynard .....	86t	Boston	Oct. 6, 1962
8. Joe Namath to Ed Bell .....	83t	Baltimore	Oct. 22, 1972
Ken O'Brien to Wesley Walker .....	83t	at Seattle	Nov. 2, 1986
10. Lee Grosscup to Art Powell .....	80t	at Oakland	Sept. 9, 1962
Joe Namath to Richard Caster .....	80t	at Baltimore	Sept. 24, 1972

## KICKOFF RETURNS

PLAYER	YDS	OPPONENT	DATE
1. Leon Burton .....	101t	Oakland	Oct. 28, 1960
2. Bobby Humphery .....	97t	Pittsburgh	Sept. 6, 1984
3. Emerson Boozer .....	96t	Miami	Nov. 20, 1966
Bobby Humphery .....	96t	Cincinnati	Dec. 21, 1986
5. JoJo Townsell .....	93t	Pittsburgh	Dec. 13, 1986

## PUNT RETURNS

PLAYER	YDS	OPPONENT	DATE
1. Bill Baird .....	93t	at Houston	Nov. 10, 1963
2. JoJo Townsell .....	91t	Seattle	Nov. 9, 1987
3. Bruce Harper .....	82t	Buffalo	Oct. 8, 1978
4. Michael Harper .....	78t	Dallas	Oct. 4, 1987
5. Kirk Springs .....	76t	at New Orleans	Nov. 21, 1983

## INTERCEPTION RETURNS

PLAYER	YDS	OPPONENT	DATE
1. Wayne Fontes .....	83t	Houston	Dec. 15, 1962
2. Ken Schroy .....	82t	Houston	Nov. 23, 1980
3. Bobby Jackson .....	77t	at Minnesota	Dec. 26, 1982
4. Darrol Ray .....	71t	at Miami	Dec. 20, 1980
5. Randy Beverly .....	68t	Boston (Birmingham)	Sept. 22, 1968

## PUNTS

PLAYER	YDS	OPPONENT	DATE
1. Steve O'Neal .....	98+	at Denver	Sept. 21, 1969
2. Chuck Ramsey .....	79	at Baltimore	Oct. 15, 1978
3. Curley Johnson .....	73	at Denver	Oct. 3, 1965
4. Duane Carrell .....	72	at S.F.	Oct. 3, 1976
5. Greg Gantt .....	71	Buffalo	Nov. 2, 1975

+Pro Football Record

## FIELD GOALS

PLAYER	YDS	OPPONENT	DATE
1. Pat Leahy .....	55	Chicago	Dec. 14, 1985
2. Pat Leahy .....	53	at New England	Oct. 20, 1985
3. Pat Leahy .....	52	Pittsburgh	Sept. 6, 1984
Pat Leahy .....	52	at New England	Oct. 20, 1985
5. Dick Guesman .....	51	at Oakland	Oct. 20, 1963

# NEW YORK YEAR-BY-YEAR LEADERS

## RUSHING

Year	Player	ATT	YDS	AVG	TD
1960	Dewey Bohling	123	431	3.5	
1961	Bill Mathis	202	846	4.2	
1962	Dick Christy	114	535	4.6	
1963	Mark Smolinski	150	561	3.7	
1964	Matt Snell	215	948	4.4	
1965	Matt Snell	169	763	4.5	
1966	Matt Snell	178	644	3.6	
1967	Emerson Boozer	119	442	3.7	10
1968	Matt Snell	179	747	4.2	
1969	Matt Snell	191	695	3.6	
1970	Emerson Boozer	139	581	4.2	
1971	John Riggins	180	769	4.3	
1972	John Riggins	207	944	4.6	
1973	Emerson Boozer	182	831	4.6	
1974	John Riggins	169	680	4.0	
1975	John Riggins	238	1005	4.2	
1976	Clark Gaines	157	724	4.6	
1977	Clark Gaines	158	595	3.8	
1978	Kevin Long	214	954	4.5	10
1979	Clark Gaines	186	905	4.9	
1980	Scott Dierking	156	567	3.6	
1981	Freeman McNeil	137	623	4.5	
1982	Freeman McNeil	151	786+	5.2+	
1983	Freeman McNeil	160	654	4.1	
1984	Freeman McNeil	229	1070	4.7	
1985	Freeman McNeil	294	1331	4.5	
1986	Freeman McNeil	214	856	4.0	
1987	Freeman McNeil	121	530	4.4	
1988	Freeman McNeil	219	944	4.3	

## PASSING YARDS

Year	Player	ATT	COMP	PCT	YDS	INT	TD
1960	Al Dorow	396	201	.508	2748	26	26
1961	Al Dorow	438+	197*	.449	2651	30	19
1962	John Green	258	128	.496	1741	18	10
1963	Dick Wood	351	160	.456	2202	18	18
1964	Dick Wood	357	168	.470	2301	25	17
1965	Joe Namath	340	164	.482	2220	15	18
1966	Joe Namath	471+	232*	.493	3379+	27	19
1967	Joe Namath	491*	258*	.525	4007+	28	26
1968	Joe Namath	380	187	.492	3147	17	15
1969	Joe Namath	361	185	.512	2734	17	19
1970	Al Woodall	188	96	.510	1265	9	9
1971	Joe Namath	59	28	.475	537	6	5
1972	Joe Namath	324	162	.500	2816+	21	19
1973	Joe Namath	133	68	.511	966	6	5
1974	Joe Namath	361	191	.529	2616	22	20
1975	Joe Namath	326	157	.482	2286	28	15
1976	Joe Namath	230	114	.496	1090	16	4
1977	Richard Todd	265	133	.502	1863	17	11
1978	Matt Robinson	266	124	.466	2002	16	13
1979	Richard Todd	334	171	.512	2660	22	16
1980	Richard Todd	479	264	.551	3329	30+	17
1981	Richard Todd	497	279	.561	3231	13	25
1982	Richard Todd	261	165	.586	1961	8	14
1983	Richard Todd	518	308	.595	3478	26	18
1984	Pat Ryan	285	156	.547	1939	14	14
1985	Ken O'Brien	488	297	.609	3888	8	25
1986	Ken O'Brien	482	300	.622	3690	20	25
1987	Ken O'Brien	393	234	.595	2696	8	13
1988	Ken O'Brien	424	236	.557	2567	7	15

## SCORING

Year	Player	TD	PAT	FG	TOT
1960	Bill Shockley	2	47+	9	86
1961	Bill Mathis	8	0	0	48
1962	Bill Shockley	0	29	13	68
1963	Dick Guesman	0	30	9	57
1964	Jim Turner	0	33	13	72
1965	Jim Turner	0	31	20	91
1966	Jim Turner	0	34	18	88
1967	Jim Turner	0	36	17	87
1968	Jim Turner	0	43	34+	145+
1969	Jim Turner	0	33	32+	129+
1970	Jim Turner	0	28	19	85
1971	Bob Howfield	0	25	8	49
1972	Bob Howfield	0	40	27	121**
1973	Bob Howfield	0	27	17	78

## SCORING (continued)

Year	Player	TD	PAT	FG	TOT
1974	Richard Caster	7	0	0	42
	John Riggins	7	0	0	42
1975	Pat Leahy	0	27	13	66
1976	Pat Leahy	0	16	11	49
1977	Pat Leahy	0	18	15	63
1978	Pat Leahy	0	41	22**	107**
1979	Kevin Long	7	0	0	42
1980	Pat Leahy	0	36	14	78
1981	Pat Leahy	0	38	25	113
1982	Pat Leahy	0	26	11	59
1983	Pat Leahy	0	36	16	84
1984	Pat Leahy	0	38	17	89
1985	Pat Leahy	0	43	26	121
1986	Pat Leahy	0	44	16	92
1987	Pat Leahy	0	31	18	85
1988	Pat Leahy	0	43	23	112

## RECEIVING (CATCHES)

Year	Player	NO	YDS	AVG	TD
1960	Don Maynard	72	1265	17.6	6
1961	Art Powell	71	881	12.4	5
1962	Art Powell	64	1130*	17.6	8
1963	Bake Turner	71	1007	14.2	6
1964	Bake Turner	58	974	16.8	9
1965	Don Maynard	68	1218	17.9	14+
1966	George Sauer	63	1079	17.1	5
1967	George Sauer	75+	1189	15.9	6
1968	George Sauer	66	1141	17.3	3
1969	Don Maynard	47	938	20.0	6
1970	Don Maynard	31	525	16.9	0
	George Sauer	31	510	16.5	4
1971	John Riggins	36	231	6.4	2
1972	Richard Caster	39	833**	21.4	10**
1973	Jerome Barkum	44	810	18.4	6
1974	Jerome Barkum	41	524	12.8	3
1975	Richard Caster	47	820	17.4	4
1976	Clark Gaines	41	400	9.8	2
1977	Clark Gaines	55	469	8.5	1
1978	Wesley Walker	48	1169+	24.4+	8
1979	Derrick Gaffney	32	534	16.7	1
1980	Bruce Harper	50	634	12.7	3
1981	Bruce Harper	52	459	8.8	1
1982	Wesley Walker	39	620	15.9	6
1983	Wesley Walker	61	868	14.2	7
1984	Mickey Shuler	68	782	11.5	6
1985	Mickey Shuler	76	879	11.6	7
1986	Al Toon	85	1176	13.8	8
1987	Al Toon	68	976	14.4	5
1988	Al Toon	93+	1067	11.5	5

## RECEIVING (YARDS)

Year	Player	NO	YDS	AVG	TD
1960	Don Maynard	72	1265	17.6	6
1961	Art Powell	71	881	12.4	5
1962	Art Powell	64	1130*	17.6	8
1963	Bake Turner	71	1007	14.2	6
1964	Bake Turner	58	974	16.8	9
1965	Don Maynard	68	1218	17.9	14+
1966	George Sauer	63	1079	17.1	5
1967	Don Maynard	71	1434+	20.2*	10
1968	Don Maynard	57	1297	22.8*	10
1969	Don Maynard	47	938	20.0	6
1970	Don Maynard	31	525	16.9	0
1971	Richard Caster	26	454	17.5	6
1972	Richard Caster	39	833**	21.4	10**
1973	Jerome Barkum	44	810	18.4	6
1974	David Knight	40	579	14.5	4
1975	Richard Caster	47	820	17.4	4
1976	David Knight	20	403	20.2	2
1977	Wesley Walker	35	740	21.1+	3
1978	Wesley Walker	48	1169+	24.4+	8
1979	Wesley Walker	23	569	24.7+	5
1980	Bruce Harper	50	634	12.7	3
1981	Wesley Walker	47	770	16.4	9
1982	Wesley Walker	39	620	15.9	6
1983	Wesley Walker	61	868	14.2	7
1984	Mickey Shuler	68	782	11.5	6
1985	Mickey Shuler	76	879	11.6	7
1986	Al Toon	85	1176	13.8	8
1987	Al Toon	68	976	14.4	5
1988	Al Toon	93+	1067	11.5	5

\*Led AFL +Led Pro Football \*\*Led AFC

## PUNT RETURNS

Year	Player	NO	YDS	AVG	TD
1960	Leon Burton	12	93	7.8	0
1961	Dick Christy	18	383+	21.3+	2+
1962	Dick Christy	15	250+	16.7+	2+
1963	Bill Baird	4	143	35.8	1
1964	Bill Baird	18	160	9.4	0
1965	Bill Baird	14	88	6.3	0
1966	Sherman Lewis	7	76	10.9	0
1967	Bill Baird	25	219	8.8	0
1968	Earl Christy	13	116	8.9	0
1969	Mike Battle	34	235	6.9	0
1970	Mike Battle	19	117	6.2	0
1971	Chris Farasopoulos	19	155	8.2	0
1972	Chris Farasopoulos	17	179	10.5**	1+
1973	Chris Farasopoulos	14	111	7.9	0
1974	Roscoe Word	38	301	7.9	0
1975	Lou Piccone	18	74	4.1	0
1976	Lou Piccone	21	173	8.2	1
1977	Bruce Harper	34	425	12.5	0
1978	Bruce Harper	30	378	12.6	1
1979	Bruce Harper	33	290	8.8	0
1980	Bruce Harper	28	242	8.6	0
1981	Bruce Harper	35	265	7.6	0
1982	Bruce Harper	23	184	8.0	0
1983	Kirk Springs	23	287	12.5**	1
1984	Kirk Springs	28	247	8.8	0
1985	Kurt Sohn	16	149	9.3	0
1986	Kurt Sohn	35	289	8.3	0
1987	JoJo Townsell	32	381	11.9	1
1988	JoJo Townsell	35	409	11.7**	1

## KICKOFF RETURNS

Year	Player	NO	YDS	AVG	TD
1960	Leon Burton	31	891*	28.7	2+
1961	Dick Christy	15	260	24.0	0
1962	Dick Christy	38+	824*	21.6	0
1963	Dick Christy	24	585	24.4	0
1964	Jim Evans	13	259	19.9	0
1965	Bake Turner	18	402	22.3	0
1966	Emerson Boozer	26	659	25.3	1
1967	Earl Christy	23	521	22.7	0
1968	Earl Christy	25	599	24.0	0
1969	Mike Battle	31	750	24.2	0
1970	Mike Battle	40	891	22.3	0
1971	Chris Farasopoulos	25	545	21.8	0
1972	Chris Farasopoulos	26	827	24.1	0
1973	Margene Adkins	31	615	19.8	0
1974	Lou Piccone	39+	961+	24.6	0
1975	Lou Piccone	26	637	24.5	0
1976	Lou Piccone	31	788	23.6	0
1977	Bruce Harper	42+	1035+	24.6	0
1978	Bruce Harper	55+	1280+	23.3	0
1979	Bruce Harper	55+	1158+	21.1	0
1980	Bruce Harper	49**	1070**	21.8	0
1981	Bruce Harper	23	480	20.9	0
1982	Bruce Harper	18	368	20.4	0
1983	Kirk Springs	16	364	22.8	0
1984	Bobby Humphery	22	675	30.7+	1
1985	Bobby Humphery	17	363	21.4	0
1986	Bobby Humphery	28	655	23.4	1
1987	Bobby Humphery	18	357	19.8	0
1988	Bobby Humphery	21	510	24.3	0

## PASS INTERCEPTIONS

Year	Player	NO	YDS	AVG	TD
1960	Fred Julian	6	27	4.5	0
1961	John Bookman	6	33	5.5	0
1962	Leon Riley	11+	122	11.1	0
1963	Dainard Paulson	6	114	19.0	0
1964	Dainard Paulson	12+	157	13.1	1*
1965	Dainard Paulson	7	72	10.3	0
1966	John Sample	6	31	5.2	0
1967	Larry Grantham	5	77	15.4	0
1968	John Sample	7	88	12.6	1
1969	John Dockery	5	98	19.6	0
	Bill Baird	5	10	2.0	0
1970	W.K. Hicks	8	99	12.4	0
1971	W.K. Hicks	4	46	11.5	0
1972	Steve Tannen	7	125	17.9	0
1973	Delfes Howell	4	70	17.5	0
	Ralph Baker	4	51	12.8	1
1974	Burgess Owens	3	68	22.7	1
	John Ebersole	3	48	16.0	0

\*Led AFL    +Led Pro Football    \*\*Led AFC

## PASS INTERCEPTIONS (continued)

Year	Player	NO	YDS	AVG	TD
1975	Burgess Owens	3	3	1.0	0
1976	Four tied with two each				
1977	Burgess Owens	3	18	6.0	0
1978	Burgess Owens	5	156	31.2	1
	Bobby Jackson	5	26	5.2	0
1979	Burgess Owens	6	41	6.8	0
1980	Ken Schroy	8	91	11.4	1
1981	Darrol Ray	7	227	39.6	2
1982	Bobby Jackson	5	84	16.8	1
1983	Lance Mehl	7	57	8.1	1
1984	Russell Carter	4	26	6.5	0
1985	Kerry Glenn	4	15	3.8	1
	Bobby Jackson	4	8	2.0	0
1986	Jerry Holmes	6	29	4.8	0
1987	Carl Howard, Harry Hamilton, Rich Miano	—3 each			
1988	Erik McMillan	8**	168	21.0	2

## PUNTING

Year	Player	NO	YDS	AVG
1960	Joe Pagliei	48	1779	37.1
1961	Curley Johnson	66	2821	42.7
1962	Curley Johnson	50	1998	39.9
1963	Curley Johnson	71	3033	42.6
1964	Curley Johnson	77	3261	42.4
1965	Curley Johnson	72	3260	45.3
1966	Curley Johnson	62	2633	42.5
1967	Curley Johnson	65	2734	42.1
1968	Curley Johnson	68	2977	43.8
1969	Steve O'Neal	54	2393	44.3
1970	Steve O'Neal	73	2925	40.1
1971	Steve O'Neal	78	3026	38.8
1972	Steve O'Neal	51	2006	39.3
1973	Julian Fagan	74	2744	37.1
1974	Greg Gantt	75	2689	35.9
1975	Greg Gantt	59	2156	36.5
1976	Duane Carrell	81	3218	39.7
1977	Chuck Ramsey	62	2298	37.1
1978	Chuck Ramsey	74	2964	40.1
1979	Chuck Ramsey	73	2979	40.8
1980	Chuck Ramsey	73	3096	42.4
1981	Chuck Ramsey	81	3290	40.6
1982	Chuck Ramsey	35	1348	38.5
1983	Chuck Ramsey	81	3218	39.7
1984	Chuck Ramsey	74	2935	39.7
1985	Dave Jennings	74	2978	40.2
1986	Dave Jennings	85	3353	39.4
1987	Dave Jennings	64	2444	38.2
1988	Joe Prokop	85	3310	38.9

\*Led AFL +Led Pro Football \*\*Led AFC

## JETS QB SACK LEADER SINCE 1968

(when category was first recorded)

1968	— Gerry Philbin 19, Verlon Biggs 12, John Elliott 10
1969	— Elliott 14, Philbin 12, Biggs 12
1970	— Elliott 16, Mark Lomas 7, Ralph Baker 5
1971	— John Little 8, Lomas 7, Chuck Hinton 5
1972	— Lomas 8, Little 5, Joe Jackson 5
1973	— Lomas 10, Little 5, Richard Neal 4
1974	— Lomas 5, Carl Barzilauskas 5, Neal 5
1975	— Billy Newsome 6, Ed Galigher 4½, Neal 3½
1976	— Neal 4, Lawrence Pillers 2, Abdul Salaam 2
1977	— Joe Klecko 8, Pillers 4, Salaam 4
1978	— Klecko 8, Pillers 2½, Bob Martin 2½
1979	— Klecko 7, Pillers 5½, Marty Lyons 3
1980	— Mark Gastineau 11½, Klecko 10½, Lyons 4½
1981	— +Klecko 20½, Gastineau 20, Salaam 7, Lyons 6
1982	— Gastineau 6, Kenny Neil 4½
1983	— +Gastineau 19, Klecko 6, Neil 5½
1984	— +Gastineau 22, Mehl 5, Bennett 4
1985	— Gastineau 13½, Klecko 7½, Bennett 7½
1986	— Klecko 4, Bobby Humphery 4, Bennett 3½, Crable 3½
1987	— Alex Gordon 5, Gastineau 4½, Lyons 3½
1988	— Lyons 7½, Gastineau 7, Ken Rose 5

## QB SACKS SEASON RECORDS

PLAYER	SEASON	NO
1. Mark Gastineau	1984	22
2. Joe Klecko	1981	20½
3. Mark Gastineau	1981	20
4. Gerry Philbin	1968	19
Mark Gastineau	1983	19
6. John Elliott	1970	16
7. John Elliott	1969	14
8. Mark Gastineau	1985	13½
9. Verlon Biggs	1968	12
Verlon Biggs	1969	12
Gerry Philbin	1969	12

# NEW YORK INDIVIDUAL RECORDS

## GAMES PLAYED (Regular Season)

Career	207	Randy Rasmussen, 1967-81
	203	Pat Leahy, 1974-88
	195	Winston Hill, 1963-76
	177	Dan Alexander, 1977-88

## CONSECUTIVE GAMES PLAYED

Career	195	Winston Hill, 1963-76 (174 straight starts)
	153	Dan Alexander, 1977-87
	144	Randy Rasmussen, 1967-80

## MOST POINTS

Game	24	Wesley Walker vs. Miami, Sept. 21, 1986 (4 TDs)
	19	Jim Turner vs. Buffalo, Nov. 3, 1968 (6 FGs, 1 PAT)
	19	Pat Leahy vs. Cincinnati, Sept. 16, 1984 (5 FGs, 4 PATs)
	18	Art Powell at Denver, Dec. 4, 1980 (3 TDs) Don Maynard vs. Denver, Oct. 26, 1963; at San Diego, Dec. 24, 1967; vs. Miami, Dec. 1, 1968 (all 3 TDs) Billy Joe vs. Boston, Oct. 27, 1968 (3 TDs) Emerson Boozer at Denver, Sept. 24, 1967; vs. Miami, Oct. 1, 1967; at Buffalo, Sept. 17, 1972; at New England, Oct. 15, 1972; vs. New England, Oct. 29, 1972 (all 3 TDs) Rich Caster at Balt., Sept. 24, 1972 (3 TDs) Bobby Howfield vs. New Orleans, Dec. 3, 1972 (6 FGs) John Riggins vs. San Diego, Dec. 1, 1974 (3 TDs) Kevin Long vs. Buffalo, Oct. 8, 1978 vs. Detroit, Sept. 16, 1979 (both 3 TDs) Wesley Walker at Detroit, Dec. 6, 1982 (3 TDs) at Buffalo, Sept. 23, 1984 (3 TDs) vs. Indianapolis, Nov. 16, 1986 (3 TDs) vs. Houston, Sept. 18, 1988 (3 TDs) Mickey Shuler vs. Tampa Bay, Nov. 17, 1985 (3 TDs) Johnny Hector at New England, Oct. 12, 1986 (3 TDs) Al Toon vs. New Orleans, Oct. 26, 1986 (3 TDs)
Season	145	J. Turner, 1968 (34 FGs, 43 PATs)
	129	J. Turner, 1969 (32 FGs, 33 PATs)
	121	Howfield, 1972 (27 FGs, 40 PATs)
	121	Leahy, 1985 (26 FGs, 43 PATs)
Career	1190	Leahy, 1974-88 (241 FGs, 467 PATs)
	697	J. Turner, 1964-70 (153 FGs, 238 PATs)
	534	Maynard, 1960-72 (88 TDs, 3 (2 pt.) PATs)

## MOST TOUCHDOWNS

Game	4	Walker vs. Miami, Sept. 21, 1986
Season	14	Powell, 1960; Maynard, 1965; Boozer, 1972
	13	Boozer, 1967
	12	Walker, 1986
Career	88	Maynard, 1960-72
	71	Walker, 1977-88
	64	Boozer, 1966-75

## MOST FIELD GOALS

Game	6*	J. Turner vs. Buffalo, Nov. 3, 1968 (8 att.)
	6	Howfield vs. New Orleans, Dec. 3, 1972 (7 att.)
	5	Leahy vs. Cincinnati, Sept. 16, 1984 (5 att.)
Season	34*	J. Turner, 1968 (46 att.)
	32	J. Turner, 1969 (47 att.)
	27	Howfield, 1972 (37 att.)
Career	241	Leahy, 1974-88 (342 att.)
	153	J. Turner, 1964-70 (253 att.)
	58	Howfield, 1971-74 (87 att.)

## MOST POINTS AFTER TOUCHDOWN

Game	8	Leahy vs. Tampa Bay, Nov. 17, 1985 (8 att.)
	7	J. Turner vs. Houston, Sept. 18, 1966 (7 att.)
	6	Turner (3 times), Leahy (3 times)

Season	47	<b>Bill Shockley, 1960 (50 att.)</b>
	44	Leahy, 1986 (44 att.)
	43	J. Turner, 1968 (43 att.)
	43	Leahy, 1985 (45 att.)
	43	Leahy, 1988 (43 att.)
Career	<b>467</b>	<b>Leahy, 1974-88 (492 att.)</b>
	238	J. Turner, 1964-70 (241 att.)
	100	Howfield, 1971-74 (105 att.)
		*AFL Record    +Pro Football Record

### MOST RUSHING ATTEMPTS

Game	40	<b>Johnny Hector at New England, Oct. 12, 1986 (143 yards)</b>
	32	George Nock vs. Minnesota, Nov. 29, 1970 (117 yards)
	32	Riggins vs. New England, Oct. 15, 1972 (168 yards)
Season	<b>294</b>	<b>Freeman McNeil, 1985 (1331 yards)</b>
	238	Riggins, 1975 (1005 yards)
	229	McNeil, 1984 (1070 yards)
Career	<b>1525</b>	<b>McNeil, 1981-88 (6794 yards)</b>
	1291	Boozar, 1966-75 (5135 yards)
	1057	Snell, 1964-72 (4285 yards)

### MOST YARDS RUSHING

Game	192	<b>McNeil vs. Buffalo, Sept. 15, 1985 (18 att.)</b>
	184	McNeil at Kansas City, Nov. 15, 1987 (26 att.)
	180	Snell vs. Houston, Oct. 17, 1964 (31 att.)
Season	<b>1131</b>	<b>McNeil, 1985 (294 att.)</b>
	1070	McNeil, 1984 (229 att.)
	1005	Riggins, 1975 (238 att.)
Career	<b>6794</b>	<b>McNeil, 1981-88 (1525 att.)</b>
	5135	Boozar, 1966-75 (1291 att.)
	4285	Snell, 1964-72 (1057 att.)

### MOST TOUCHDOWNS RUSHING

Game	3	<b>Boozar at Denver, Sept. 24, 1967; at New England, Oct. 15, 1972; vs. New England, Oct. 29, 1972</b>
	3	<b>Joe vs. Boston, Oct. 27, 1968</b>
	3	<b>Long vs. Buffalo, Oct. 8, 1978 vs. Detroit, Sept. 16, 1979</b>
	3	<b>Hector at New England, Oct. 12, 1986</b>
Season	<b>11</b>	<b>Boozar, 1972</b>
	<b>11</b>	<b>Hector, 1987</b>
	10	Boozar, 1967
	10	Long, 1978
	10	Hector, 1988
Career	<b>52</b>	<b>Boozar, 1966-75</b>
	37	Mathis, 1960-69
	36	Hector, 1983-88

### MOST PASSES ATTEMPTED

Game	62	<b>Joe Namath vs. Baltimore, Oct. 18, 1970 (34 comp.)</b>
	60	Richard Todd vs. San Francisco, Sept. 21, 1980 (42 comp.)
	60	Namath vs. Denver, Dec. 3, 1967 (24 comp.)
Season	<b>518</b>	<b>Todd, 1983 (308 comp.)</b>
	497	Todd, 1981 (279 comp.)
	491	Namath, 1967 (258 comp.)
Career	<b>3655</b>	<b>Namath, 1965-76 (1836 comp.)</b>
	2623	Todd, 1976-83 (1433 comp.)
	1990	Ken O'Brien, 1983-88 (1183 comp.)

### MOST PASSES COMPLETED

Game	42+	<b>Todd vs. San Francisco, Sept. 21, 1980 (60 att.)</b>
	37	Todd vs. L.A. Rams, Sept. 25, 1983 (50 att.)
	34	Namath vs. Baltimore, Oct. 18, 1970 (62 att.)
Season	<b>308</b>	<b>Todd, 1983 (518 att.)</b>
	300	O'Brien, 1986 (482 att.)
	297	O'Brien, 1985 (488 att.)
Career	<b>1836</b>	<b>Namath, 1965-76 (3655 att.)</b>
	1433	Todd, 1976-83 (2623 att.)
	1183	O'Brien, 1983-88 (1990 att.)

## MOST YARDS PASSING

Game	496	Namath at Baltimore, Sept. 24, 1972 (15 of 28)
	479	O'Brien vs. Miami, Sept. 21, 1986 (29 of 43)
	447	Todd vs. San Francisco, Sept. 21, 1980 (42 of 60)
Season	4007	Namath, 1967 (258 of 491)
	3888	O'Brien, 1985 (297 of 488)
	3690	O'Brien, 1986 (300 of 482)
Career	27057	Namath, 1965-76 (1836 of 3655)
	18241	Todd, 1976-83 (1433 of 2623)
	14243	O'Brien, 1983-88 (1183 of 1990)

## MOST TOUCHDOWN PASSES

Game	6	Namath at Baltimore, Sept. 24, 1972
	5	John Green at Denver, Nov. 22, 1962
	5	Namath vs. Houston, Sept. 18, 1966
	5	O'Brien vs. Tampa Bay, Nov. 17, 1985
Season	26	Dorow, 1960
	26	Namath, 1967
	25	Todd, 1981
	25	O'Brien, 1985, 1986
Career	170	Namath, 1965-76
	110	Todd, 1976-83
	84	O'Brien, 1983-88

## MOST PASSES HAD INTERCEPTED

Game	6	Namath vs. Houston, Oct. 15, 1967; vs. Baltimore, Oct. 18, 1970; vs. Miami, Oct. 19, 1975
	5	Namath, five times
	5	Dick Wood, four times
	5	Todd vs. Miami, Oct. 16, 1983
Season	30	Dorow, 1961
	30	Todd, 1980
	28	Namath, 1967, 1975
Career	215	Namath, 1965-76
	138	Todd, 1976-83
	56	Dorow, 1960-61

## MOST PASSES CAUGHT

Game	17	Clark Gaines vs. San Francisco, Sept. 21, 1980 (160 yards)
	14	Al Toon vs. Miami, Nov. 27, 1988 (181 yards)
	13	Toon at Indianapolis, Nov. 6, 1988 (106 yards)
Season	93	Toon, 1988, (1067 yards)
	85	Toon, 1986 (1176 yards)
	76	Mickey Shuler, 1985 (879 yards)
Career	627	Maynard, 1960-72 (+11,732 yards)
	430	Walker, 1977-88 (8217 yards)
	409	Shuler, 1978-88 (4497 yards)

## MOST YARDS RECEIVING

Game	228	Maynard at Oakland, Nov. 17, 1968 (10 catches)
	212	Maynard vs. Houston, Oct. 20, 1969 (7 catches)
	210	B. Turner at Houston, Nov. 10, 1963 (8 catches)
Season	1434	Maynard, 1967 (71 catches)
	1297	Maynard, 1968 (57 catches)
	1265	Maynard, 1960 (72 catches)
Career	11732	Maynard, 1960-72 (627 catches)
	8217	Walker, 1977-88 (430 catches)
	4965	Sauer, 1965-70 (309 catches)

## MOST TOUCHDOWN PASSES CAUGHT

Game	4	Walker vs. Miami, Sept. 21, 1986
	3	Powell at Denver, Dec. 4, 1960
	3	Maynard vs. Denver, Oct. 26, 1963; at San Diego, Dec. 24, 1967; vs. Miami, Dec. 1, 1968
	3	Caster at Baltimore, Sept. 24, 1972
	3	Walker at Detroit, Dec. 6, 1982 at Buffalo, Sept. 23, 1984 vs. Indianapolis, Nov. 16, 1986 vs. Houston, Sept. 18, 1988
	3	Shuler vs. Tampa Bay, Nov. 17, 1985
	3	Toon vs. New Orleans, Oct. 26, 1986

Season	14	<b>Powell, 1960</b>
	14	<b>Maynard, 1965</b>
	12	Walker, 1986
Career	88	<b>Maynard, 1960-72</b>
	71	Walker, 1977-88
	40	Barkum, 1972-83

#### **MOST CONSECUTIVE GAMES, PASS RECEPTION**

	79	<b>Shuler, 1983-88</b>
	52	Toon, 1985-88
	51	Sauer, 1965-68

#### **MOST KICKOFF RETURNS**

Game	8	<b>Bruce Harper at New England, Oct. 29, 1978 (180 yards)</b>
	8	<b>Harper at New England, Sept. 9, 1979 (204 yards)</b>
	8	<b>Bobby Humphery at Cincinnati, Dec. 21, 1986 (234 yards)</b>
Season	55	<b>Harper, 1978 (1280 yards)</b>
	55	<b>Harper, 1979 (1158 yards)</b>
	49	Harper, 1980 (1070 yards)
Career	243	<b>Harper, 1977-84 (5407 yards)</b>
	106	Humphery, 1984-88 (2560 yards)
	96	Lou Piccone, 1974-76 (2386 yards)

#### **MOST YARDS KICKOFF RETURNS**

Game	234	<b>Humphery at Cincinnati, Dec. 21, 1986 (8 ret.)</b>
	204	Harper at New England, Sept. 9, 1979 (8 ret.)
	180	Harper at New England, Oct. 29, 1978 (8 ret.)
Season	1280	<b>Harper 1978 (55 ret.)</b>
	1158	Harper 1979 (55 ret.)
	1070	Harper, 1980 (49 ret.)
Career	5407	<b>Harper, 1977-84 (243 ret.)</b>
	2560	Humphery, 1984-88 (106 ret.)
	2386	Piccone, 1974-76 (96 ret.)

#### **MOST PUNT RETURNS**

Game	7	<b>JoJo Townsell vs. Kansas City, Oct. 2, 1988 (110 yards)</b>
	6	Bill Baird vs. Houston, Oct. 15, 1967 (40 yards)
	6	Roscoe Word at Miami, Oct. 7, 1974 (36 yards)
	6	Piccone vs. Tampa Bay, Nov. 14, 1976 (112 yards)
	6	Harper at Giants, Nov. 1, 1981 (61 yards)
	6	Harper at Detroit, Dec. 6, 1982 (74 yards)
Season	38	<b>Word, 1974 (301 yards)</b>
	35	Harper, 1981 (265 yards)
	35	Kurt Sohn, 1981 (265 yards), 1986 (289 yards)
	35	Townsell, 1988 (409 yards)
Career	183	<b>Harper, 1977-84 (1784 yards)</b>
	90	Sohn, 1981-88 (718 yards)
	77	Townsell, 1985-88 (907 yards)

#### **MOST YARDS PUNT RETURNS**

Game	137	<b>Dick Christy vs. Denver, Sept. 24, 1961 (3 ret.) (2 TDs, NFL Record-tie)</b>
	128	Kirk Springs at New Orleans, Nov. 21, 1983 (3 ret.)
	112	Piccone vs. Tampa Bay, Nov. 14, 1976 (6 ret.)
Season	425	<b>Harper, 1977 (34 ret.)</b>
	409	Townsell, 1988 (35 ret.)
	383	D. Christy, 1961 (18 ret.)
Career	1784	<b>Harper, 1977-84 (183 ret.)</b>
	907	Townsell, 1985-88 (77 ret.)
	718	Sohn, 1981-88 (90 ret.)

#### **MOST INTERCEPTIONS MADE**

Game	3	<b>Dainard Paulson vs. Oakland, Sept. 28, 1963 (90 yards)</b>
	3	<b>Baird vs. Boston, Oct. 31, 1964 (27 yards)</b>
	3	<b>Rich Sowell at Baltimore, Sept. 23, 1973 (55 yards)</b>
	3	<b>Erik McMillan at Miami, Oct. 23, 1988 (57 yards)</b>
Season	12	<b>Paulson, 1964 (157 yards)</b>
	11	Leon Riley, 1962 (122 yards)
	8	W.K. Hicks, 1970 (99 yards)
	8	Ken Schroy, 1980 (91 yards)
	8	McMillan, 1988 (168 yards)

**MOST INTERCEPTIONS MADE** *(continued)*

<b>Career</b>	<b>34</b>	<b>Baird, 1963-69 (357 yards)</b>
	29	Paulson, 1961-65 (343 yards)
	24	Larry Grantham, 1960-72 (308 yards)

**MOST YARDS INTERCEPTION RETURNS**

<b>Game</b>	<b>90</b>	<b>Paulson vs. Oakland, Sept. 28, 1963 (3 ret.)</b>
	83	Wayne Fontes vs. Houston, Dec. 15, 1962 (1 ret.)
	82	Schroy vs. Houston, Nov. 23, 1980 (1 ret.)
<b>Season</b>	<b>227</b>	<b>Darrol Ray, 1981 (7 ret.)</b>
	168	McMillan, 1988 (8 ret.)
	157	Paulson, 1964 (12 ret.)
<b>Career</b>	<b>581</b>	<b>Ray, 1980-84 (21 ret.)</b>
	357	Baird, 1963-69 (34 ret.)
	343	Paulson, 1961-65 (29 ret.)

**FUMBLE RETURNS FOR TOUCHDOWNS (YARDS)**

<b>80</b>	<b>Phil Wise vs. Baltimore, Dec. 2, 1973</b>
<b>80</b>	<b>Bobby Jackson at Minnesota, Dec. 26, 1982</b>
<b>75</b>	Ray vs. Baltimore, Sept. 7, 1980

**RECOVERED FUMBLES IN END ZONE FOR TD**

	Randy Rasmussen vs. Miami, Oct. 8, 1972
	Burgess Owens vs. Baltimore, Oct. 20, 1974
	Willie Brister vs. Baltimore, Oct. 26, 1975
	Mark Gastineau at Buffalo, Oct. 3, 1983
	Gastineau vs. Kansas City, Oct. 21, 1984

**PUNTING AVERAGE**

<b>Season</b>	<b>45.3</b>	<b>Curley Johnson, 1965 (72 for 3260 yards)</b>
	44.3	Steve O'Neal, 1969 (54 of 2393 yards)
	43.8	Johnson, 1968 (68 for 2977 yards)
<b>Career</b>	<b>42.8</b>	<b>Johnson, 1961-68 (531 for 22,717 yards)</b>
	40.4	O'Neal, 1969-72 (256 for 10,350 yards)
	39.3	Dave Jennings, 1985-87 (223 for 8,775 yards)

**MOST PUNTS**

<b>Game</b>	<b>11</b>	<b>O'Neal at Baltimore, Sept. 19, 1971</b>
	10	Johnson vs. Buffalo, Dec. 19, 1965
	10	O'Neal at New England, Oct. 10, 1971
<b>Season</b>	<b>85</b>	<b>Jennings, 1986</b>
	<b>85</b>	<b>Joe Prokop, 1988</b>
	81	Duane Carrell, 1976
	81	Ramsey, 1981, 1983
<b>Career</b>	<b>553</b>	<b>Ramsey, 1977-84</b>
	531	Johnson, 1961-68
	256	O'Neal, 1969-72

## OPPONENTS INDIVIDUAL AME RECORDS AND LONGEST PLAYS

ishing Yards . . . . .	243	Cookie Gilchrist (Buffalo) at Buffalo, Dec. 8, 1963
ishing Attempts . . . . .	40	Lydell Mitchell (Baltimore) at New York, Oct. 20, 1974
ishing Touchdowns . . . . .	5	Gilchrist at Buffalo, Dec. 8, 1963
ongest Scrimmage Run . . .	91	Sid Blanks (Houston) at Houston, Dec. 13, 1964 (TD)
ising Yardage . . . . .	521	Dan Marino at Miami, Oct. 23, 1988
ises Attempted . . . . .	60	Dan Marino at Miami, Oct. 23, 1988
ises Completed . . . . .	36	Bert Jones at Baltimore, Dec. 15, 1974
Passes . . . . .	7	George Blanda at Houston, Nov. 19, 1961
ises Had Intercepted . . .	5	Babe Parilli (Boston) at New York, Oct. 31, 1964
	5	Mike Taliaferro (Boston) at New York, Oct. 27, 1968
	5	Ken Stabler (Oakland) at New York, Oct. 21, 1979
	5	Kyle Mackey (Miami) at New York, Oct. 18, 1987
	5	Dan Marino at Miami, Oct. 23, 1988
ongest Pass . . . . .	93	Tom Flores to Dobie Craig (Oakland) at New York, Oct. 20, 1963 (TD)
ceptions . . . . .	13	Mitchell (Baltimore), at Baltimore, Dec. 15, 1974
rds Receiving . . . . .	255	Jerry Butler (Buffalo) at Buffalo, Sept. 23, 1979
o Passes Caught . . . . .	4	Butler at Buffalo, Sept. 23, 1979
erceptions Made . . . . .	4	Willie Brown (Denver) at Denver, Nov. 15, 1964
rds Int. Returns . . . . .	137	Tom Janik (Buffalo) at Buffalo, Sept. 29, 1968
ongest Interception eturn . . . . .	100	Janik (Buffalo) at Buffalo, Sept. 29, 1968 (TD)
unt Returns . . . . .	8	Tom Pharr (Buffalo) at New York, Oct. 25, 1970
rds Punt Returns . . . . .	116	Billy Johnson (Atlanta) at New York, Oct. 23, 1983
ongest Punt Return . . . . .	95	Speedy Duncan (San Diego) at San Diego, Nov. 24, 1968 (TD)
ickoff Returns . . . . .	8	Willie Porter (Boston) at Birmingham, Sept. 22, 1968
rds Kickoff Returns . . .	196	Ken Hall (Houston) at New York, Oct. 23, 1960
ongest Kickoff Return . .	104	Hall (Houston) at New York, Oct. 23, 1960 (TD)
ost Points . . . . .	30	Billy Cannon (Houston) at New York, Dec. 10, 1961 (5 TDs)
	30	Gilchrist (Buffalo) at Buffalo, Dec. 8, 1963 (5 TDs)
Touchdowns . . . . .	5	Cannon (Houston) at New York, Dec. 10, 1961
	5	Gilchrist at Buffalo, Dec. 8, 1963
Field Goals . . . . .	4	12 times (Last—Joe Danello (Buffalo) at Buffalo, Sept. 23, 1984)
Longest Field Goals . . . . .	53	Gino Cappelletti (Boston) at New York, Nov. 28, 1965
Longest Field Goal Return . .	71	Ken Houston (Houston) at New York, Oct. 15, 1967
Most Punts . . . . .	11	Jim Fraser (Boston) at Boston, Oct. 2, 1966
Longest Punt . . . . .	82	Luke Prestridge (New England) at New England, Oct. 28, 1984
Longest Fumble Return . . .	79	Jacob Green (Sea.) at New York, Oct. 27, 1985 (TD)

# NEW YORK TEAM RECORDS

14 game season 1960-77  
 15 game season 1987  
 16 game season 1978-81, 83-88  
 9 game season 1982

NEW YORK		SEASON	OPPONENTS	
<b>VICTORIES</b>				
Most	11,	1968, 1985	Most	12, 198
Fewest	3,	1975, 1976, 1977	Fewest	3, 196
<b>LONGEST WINNING STREAK</b>				
9, (9/21/86 to 11/24/86)				
<b>LONGEST LOSING STREAK</b>				
8, (10/12/75 to 11/30/75)				
<b>POINTS</b>				
Most	419,	1968	Most	433, 197
	393,	1985		423, 196
	382,	1960		399, 196
				399, 196
Fewest	169,	1976	Fewest	166, 198
	191,	1977		264, 198
	212,	1971		269, 196
<b>YARDS RUSHING</b>				
Most	2646,	1979	Most	2737, 197
	2341,	1981		2701, 197
	2312,	1985		2592, 197
Fewest	969,	1963	Fewest	983, 198
	1213,	1962		1195, 196
	1307,	1967		1283, 197
<b>RUSHING ATTEMPTS</b>				
Most	634,	1979	Most	600, 197
	571,	1981		582, 197
	564,	1985		575, 197
Fewest	304,	1982	Fewest	269, 198
	306,	1963		343, 196
	317,	1962		368, 196
<b>YARDS PASSING (NET)</b>				
Most	3845,	1967	Most	4389, 198
	3646,	1986		4115, 197
	3584,	1985		3664, 198
Fewest	1379,	1971	Fewest	1646, 198
	1606,	1976		1950, 197
	1901,	1982		2055, 197
<b>PASSES ATTEMPTED</b>				
Most	559,	1983	Most	603, 198
	538,	1988		570, 197
	537,	1986		570, 197
Fewest	278,	1971	Fewest	296, 197
	279,	1982		298, 198
	347,	1972		316, 197
<b>PASSES COMPLETED</b>				
Most	334,	1986	Most	348, 198
	330,	1983		339, 197
	303,	1985		337, 198
Fewest	119,	1971	Fewest	150, 197
	165,	1982		159, 198
	170,	1977		163, 197
<b>TOTAL YARDS TOTAL OFFENSE</b>				
Most	5896,	1985	Most	6050, 198
	5493,	1983		5821, 197
	5396,	1981		5633, 198
Fewest	3218,	1982	Fewest	2629, 198
	3267,	1971		3363, 196
	3499,	1963		3655, 197
<b>YARDS PUNT RETURNS</b>				
Most	497,	1987	Most	609, 197
	480,	1961		531, 196
	463,	1961		460, 196
Fewest	116,	1975	Fewest	121, 196
	120,	1960		149, 198
	150,	1970		153, 198

## NEW YORK

## OPPONENTS

## YARDS KICKOFF RETURNS

lost	1704, 1975	Most	1785, 1960
	1602, 1976		1674, 1969
	1580, 1960		1664, 1968
fewest	667, 1982	Fewest	743, 1982
	985, 1969		899, 1976
	995, 1968		906, 1971

## INTERCEPTIONS MADE

lost	34, 1964	Most	35, 1962
	29, 1962, 1969		33, 1964
	28, 1968		33, 1975
fewest	11, 1976, 1977	Fewest	8, 1985
	13, 1971		9, 1982
	15, 1975, 1984		11, 1988

## YARDS INTERCEPTION RETURNS

lost	477, 1964	Most	711, 1967
	456, 1968		670, 1961
	432, 1981		544, 1962
fewest	98, 1975	Fewest	101, 1985
	127, 1985		126, 1988
	136, 1971		152, 1982

## FUMBLES

lost	44, 1976	Most	48, 1986
	38, 1981		42, 1985
	37, 1986		37, 1977
fewest	15, 1964, 1967	Fewest	16, 1966
	18, 1969, 1982		18, 1974
	19, 1966, 1968		19, 1964

## FUMBLES LOST

lost	25, 1976	Most	21, 1961
	21, 1985		21, 1976
fewest	7, 1964	Fewest	6, 1967
	8, 1967, 1974, 1975		8, 1966
	9, 1968, 1972, 1978, 1982		9, 1974, 1980, 1982

## PENALTIES

Most	135, 1987	Most	114, 1985
	131, 1986		107, 1981
	119, 1985		102, 1986
fewest	53, 1960, 1964	Fewest	44, 1982
	55, 1963		65, 1968
	58, 1965		67, 1967

## YARDS PENALIZED

Most	1059, 1983	Most	951, 1963
	1055, 1987		951, 1964
	1022, 1970		951, 1981
fewest	477, 1964	Fewest	345, 1982
	508, 1977		655, 1970
	528, 1982		684, 1974

## TIMES TACKLED PASSER

Most	66, 1981	Most	66, 1987
	49, 1985		62, 1985
	48, 1983		54, 1962
fewest	16, 1976	Fewest	9, 1966
	19, 1975		16, 1969
	20, 1960		17, 1965, 1972

## FIRST DOWNS (Total)

Most	344, 1985	Most	349, 1986
	331, 1988		348, 1980
	319, 1986		341, 1984
fewest	193, 1982	Fewest	161, 1982
	195, 1977		178, 1968
	202, 1971		203, 1967

## FIRST DOWNS (Rushing)

Most	153, 1979	Most	157, 1978
fewest	52, 1963	Fewest	54, 1982

## FIRST DOWNS (Passing)

Most	201, 1985	Most	216, 1986
fewest	67, 1971	Fewest	89, 1982

## FIRST DOWNS (Penalty)

Most	32, 1988	Most	41, 1986
fewest	11, 1982	Fewest	12, 1967

# NEW YORK TEAM RECORDS

## GAME

### POINTS

Most	62	vs. Tampa Bay, Nov. 17, 1985
	52	vs. Houston, Sept. 18, 1966
	51	vs. Miami, Sept. 21, 1986
Fewest	0	Thirteen times (last at Ind., Oct. 11, 1987)
Most By	56	Houston (at Houston), Oct. 14, 1962
	56	New England (At N.E.), Sept. 9, 1979
Opp.	55	New England (at N.E.), Oct. 29, 1978
	0	Kansas City (at New York), Dec. 1, 1963
Fewest	0	Tampa Bay (at New York), Nov. 14, 1976
	0	Baltimore (at New York), Nov. 29, 1981
	0	Baltimore (at New York), Nov. 21, 1982

### POINTS, ONE QUARTER

Most	28	vs. Boston, Oct. 27, 1968 (4th)
	28	vs. Miami, Sept. 21, 1986 (2nd)
Most By	28	San Diego (at San Diego), Nov. 5, 1961 (3rd)
	28	Dallas (at Dallas), Dec. 4, 1971 (1st)
Opp.	28	Houston (at New York), Nov. 23, 1980 (4th)
	28	Pittsburgh, (at New York), Dec. 13, 1986 (4th)

### POINTS, ONE HALF

Most	41	vs. Tampa Bay, Nov. 17, 1985 (1st)
	38	vs. Boston, Oct. 27, 1968 (2nd)
	37	vs. New England, Sept. 21, 1987 (2nd)
Most By	41	San Diego (at San Diego), Nov. 5, 1961 (1st)
	41	New England (at N.E.), Oct. 29, 1978 (1st)
Opp.	38	Dallas (at Dallas), Dec. 4, 1971 (1st)

### MARGIN OF VICTORY

Most	42	vs. Houston (45-3), Sept. 18, 1988
	39	vs. Houston (52-13), Sept. 18, 1966
	39	vs. Buffalo (42-3), Sept. 15, 1985
Most By	53	at New England (3-56), Sept. 9, 1979
	48	at Kansas City (0-48), Dec. 22, 1963
Opp.	46	vs. San Diego (7-53), Nov. 2, 1963

### YARDS RUSHING

Most	333	at New England, Oct. 15, 1972 (54 att.)
	291	at Kansas City, Sept. 28, 1975 (47 att.)
	288	vs. Buffalo, Sept. 15, 1985 (42 att.)
Fewest	5	vs. Buffalo, Oct. 30, 1966 (9 att.)
	27	vs. Buffalo, Dec. 8, 1962 (15 att.)
	29	at Boston, Oct. 2, 1966 (18 att.)
Most By	343	Pittsburgh (at Pitt.), Sept. 20, 1981 (56 att.)
	330	New England (at N.E.), Oct. 18, 1976 (47 att.)
Opp.	328	New England (at N.E.), Sept. 18, 1983 (47 att.)
	17	Oakland (at New York), Oct. 10, 1964 (17 att.)
Fewest	17	New England (at N.E.), Oct. 12, 1986 (10 att.)
	18	Kansas City (at N.Y.), Nov. 27, 1966 (36 att.)

### RUSHING ATTEMPTS

Most	58	at New England, Oct. 14, 1973 (232 yards)
	54	at New England, Oct. 15, 1972 (333 yards)
	53	at New England, Dec. 7, 1975 (205 yards)
	53	at New England, Nov. 15, 1981 (166 yards)
Fewest	9	vs. Buffalo, Oct. 30, 1966 (5 yards)
	11	vs. Denver, Dec. 3, 1976 (40 yards)
	11	vs. San Francisco, Sept. 21, 1980 (47 yards)
Most By	64	Buffalo (at Buffalo), Sept. 21, 1975 (309 yards)
	62	Buffalo (at New York), Sept. 16, 1973 (304 yards)
	61	Buffalo (at Buffalo), Sept. 29, 1974 (223 yards)
Fewest	10	New England (at N.E.), Oct. 12, 1986 (17 yards)
	12	San Diego (at San Diego), Nov. 24, 1968 (45 yards)
	12	Denver (at New York), Oct. 20, 1986 (47 yards)

## YARDS PASSING (NET)

<b>Most</b>	<b>490</b>	<b>at Baltimore, Sept. 24, 1972 (15 of 28)</b>
	449	vs. Miami, Sept. 21, 1986 (29 of 43)
	440	vs. Miami, Oct. 1, 1967 (25 of 43)
<b>Fewest</b>	<b>(-1)</b>	<b>vs. Dallas, Dec. 21, 1975 (2 of 13)</b>
	0	at New England, Oct. 14, 1973 (1 of 7)
	8	at New England, Oct. 10, 1971 (4 of 25)
	8	vs. Cincinnati, Dec. 12, 1976 (7 of 28)
<b>Most By Opp.</b>	<b>521</b>	<b>Miami (at Miami), Oct. 23, 1988 (35 of 60)</b>
	440	New England (at New York), Oct. 11, 1981 (27 of 52)
	435	Miami (at New York), Sept. 21, 1986 (30 of 50)
<b>Fewest 3y Opp.</b>	<b>(-4)</b>	<b>New England (at N.E.), Sept. 19, 1982 (6 of 7)</b>
	0	Buffalo (at Buffalo), Sept. 29, 1974 (0 of 2)
	6	Denver (at Denver), Nov. 15, 1964 (7 of 21)

## PASSES ATTEMPTED

<b>Most</b>	<b>62</b>	<b>vs. Denver, Dec. 3, 1967 (25 comp.)</b>
	62	<b>vs. Baltimore, Oct. 18, 1970 (34 comp.)</b>
	60	vs. San Francisco, Sept. 21, 1980 (42 comp.)
<b>Fewest</b>	<b>7</b>	<b>at New England, Oct. 14, 1973 (1 comp.)</b>
	9	vs. Kansas City, Nov. 7, 1971 (3 comp.)
	9	at New England, Oct. 15, 1972 (5 comp.)
<b>Most By Opp.</b>	<b>60</b>	<b>Miami (at Miami), Oct. 23, 1988 (35 comp.)</b>
	58	Minnesota (at Minnesota), Dec. 26, 1982 (33 comp.)
	57	Indianapolis (at New York), Nov. 16, 1986 (27 comp.)
<b>Fewest By Opp.</b>	<b>2</b>	<b>Buffalo (at Buffalo), Sept. 29, 1974 (0 comp.)</b>
	5	Buffalo (at New York), Dec. 16, 1973 (3 comp.)
	7	Cincinnati (at New York), Dec. 8, 1968 (3 comp.)

## PASSES COMPLETED

<b>Most</b>	<b>42+</b>	<b>vs. San Francisco, Sept. 21, 1980 (60 att.)</b>
	37	vs. L.A. Rams, Sept. 25, 1983 (50 att.)
	34	vs. Baltimore, Oct. 18, 1970 (62 att.)
<b>Fewest</b>	<b>1</b>	<b>at New England, Oct. 14, 1973 (7 att.)</b>
	2	at Buffalo, Sept. 29, 1974 (18 att.)
	2	vs. Dallas, Dec. 21, 1975 (13 att.)
<b>Most By Opp.</b>	<b>36</b>	<b>Baltimore (at Baltimore), Dec. 15, 1974 (54 att.)</b>
	35	Miami (at Miami), Oct. 23, 1988 (60 att.)
	33	Houston (at New York), Nov. 23, 1980 (51 att.)
	33	Minnesota (at Minnesota), Dec. 26, 1982 (58 att.)
<b>Fewest By Opp.</b>	<b>0</b>	<b>Buffalo (at Buffalo), Sept. 29, 1974 (2 att.)</b>
	3	Cincinnati (at New York), Dec. 8, 1968 (7 att.)
	3	Buffalo (at New York), Dec. 16, 1973 (5 att.)

## YARDS TOTAL OFFENSE

<b>Most</b>	<b>597</b>	<b>(426 pass, 171 rush) vs. Miami, Nov. 27, 1988</b>
	581	(379 pass, 202 rush) vs. Tampa Bay, Nov. 17, 1985
	581	(449 pass, 132 rush) vs. Miami, Sept. 21, 1986
<b>Fewest</b>	<b>72</b>	<b>(8 pass, 64 rush) vs. Cincinnati, Dec. 12, 1976</b>
	113	(80 pass, 33 rush) at San Diego, Dec. 6, 1964
	118	(75 pass, 43 rush) at Baltimore, Sept. 19, 1971
	118	(46 pass, 72 rush) at Pittsburgh, Oct. 21, 1973
<b>Most By Opp.</b>	<b>621</b>	<b>(416 pass, 205 rush) Cincinnati (at Cinn.), Dec. 21, 1986</b>
	597	(365 pass, 232 rush) New England (at N.E.) Sept. 9, 1979
	584	(521 pass, 63 rush) Miami (at Mia), Oct. 23, 1988
<b>Fewest By Opp.</b>	<b>57</b>	<b>(-4 pass, 61 rush) New England (at N.E.), Sept. 19, 1982</b>
	80	(57 pass, 23 rush) Boston (at N.Y.), Nov. 22, 1970
	84	(39 pass, 45 rush) Green Bay (at N.Y.), Dec. 20, 1981

## YARDS PUNT RETURNS

<b>Most</b>	<b>142</b>	<b>vs. Denver, Sept. 24, 1961 (5 ret.)</b>
	128	at New Orleans, Nov. 21, 1983 (3 ret.)
	117	vs. Tampa Bay, Nov. 14, 1976 (7 ret.)

## YARDS PUNT RETURNS *(continued)*

<b>Fewest</b>	<b>(-10)</b>	<b>vs. Baltimore, Oct. 24, 1976 (2 ret.)</b>
	(-4)	at Boston, Sept. 27, 1970 (2 ret.)
	(-3)	at Baltimore, Sept. 19, 1971 (1 ret.)
<b>Most By</b>	<b>164</b>	<b>Baltimore (at Baltimore), Sept. 19, 1971 (8 ret.)</b>
<b>Opp.</b>	139	San Diego (at San Diego), Nov. 5, 1961
	126	Denver (at New York), Dec. 3, 1967 (5 ret.)
<b>Fewest</b>	<b>(-4)</b>	<b>New England (at New England), Nov. 15, 1981</b>
<b>By Opp.</b>		<b>(3 ret.)</b>
	0	55 times (last, New England at New England Dec. 13, 1987) (0 ret.)

## PUNT RETURNS

<b>Most</b>	<b>8</b>	<b>at Miami, Sept. 9, 1966 (80 yards)</b>
	7	vs. Cincinnati, Nov. 23, 1969 (53 yards)
	7	vs. Tampa Bay, Nov. 14, 1976 (117 yards)
	7	vs. Kansas City, Oct. 2, 1988 (110 yards)
<b>Most By</b>	<b>8</b>	<b>Buffalo (at New York), Oct. 25, 1970 (67 yards)</b>
<b>Opp.</b>	<b>8</b>	<b>Baltimore (at Balt.), Sept. 19, 1971 (164 yards)</b>
	7	Buffalo (at New York), Dec. 16, 1973 (80 yards)

## YARDS KICKOFF RETURNS

<b>Most</b>	<b>268</b>	<b>at Buffalo, Sept. 29, 1968 (8 ret.)</b>
	257	at L.A. Chargers, Dec. 18, 1960 (10 ret.)
	242	at San Diego, Sept. 16, 1962 (8 ret.)
	242	at Cincinnati, Dec. 21, 1986 (9 ret.)
<b>Fewest</b>	<b>0</b>	<b>vs. Boston, Oct. 27, 1968 (0 ret.)</b>
	0	vs. Baltimore, Nov. 29, 1981 (0 ret.)
	0	at Buffalo, Sept. 23, 1984 (1 ret.)
	0	vs. Miami, Oct. 14, 1985 (0 ret.)
<b>Most By</b>	<b>274</b>	<b>Baltimore (at Baltimore), Sept. 24, 1972 (7 ret.)</b>
<b>Opp.</b>	220	Houston (at New York), Oct. 23, 1960 (4 ret.)
	198	San Diego (at San Diego), Nov. 24, 1968 (7 ret.)
<b>Fewest</b>	<b>0</b>	<b>Buffalo (at Buff.), Sept. 6, 1981 (0 ret.)</b>
<b>By Opp.</b>	<b>0</b>	<b>Buffalo (at New York), Oct. 5, 1986 (0 ret.)</b>
	2	Green Bay (at Milw.), Sept. 17, 1973 (1 ret.)

## KICKOFF RETURNS

<b>Most</b>	<b>10</b>	<b>at L.A. Chargers, Dec. 18, 1960 (257 yards)</b>
	9	Seven times (last at Cincinnati, Dec. 21, 1986, 242 yards)
<b>Most By</b>	<b>9</b>	<b>Boston (at Birmingham), Sept. 22, 1968</b>
<b>Opp.</b>		<b>(195 yards)</b>
	9	Tampa Bay (at New York), Nov. 17, 1985 (164 yards)

## INTERCEPTIONS MADE

<b>Most</b>	<b>8</b>	<b>at Baltimore, Sept. 23, 1973 (105 yards)</b>
	6	at Houston, Dec. 6, 1969 (86 yards)
<b>Most By</b>	<b>7</b>	<b>New England (at New York), Nov. 21, 1976</b>
<b>Opp.</b>		<b>(145 yards)</b>
	6	Six times (last vs. Cincinnati, Dec. 12, 1976, 59 yards)

## YARDS INTERCEPTION RETURNS

<b>Most</b>	<b>163</b>	<b>vs. New England, Oct. 11, 1981 (4 ret.)</b>
	156	vs. Houston, Nov. 23, 1980 (4 ret.)
	138	vs. Boston at Birmingham, Sept. 22, 1968 (4 ret.)
<b>Most By</b>	<b>235</b>	<b>Buffalo (at Buffalo), Sept. 29, 1968 (5 ret.)</b>
<b>Opp.</b>	225	Houston (at New York), Oct. 15, 1967 (6 ret.)
	188	Dallas Texans (at Dallas), Dec. 17, 1961 (3 ret.)

## YARDS PENALIZED

<b>Most</b>	<b>161</b>	<b>at Cleveland, Sept. 21, 1970 (13 pen.)</b>
	150	vs. Dallas, Oct. 4, 1987 (10 pen.)
	145	at Oakland, Nov. 17, 1968 (13 pen.)
<b>Fewest</b>	<b>0</b>	<b>Three times (last vs. Buffalo, Dec. 16, 1973 (0 pen.))</b>
<b>Most By</b>	<b>148</b>	<b>San Diego (at San Diego), Oct. 13, 1963 (7 pen.)</b>
<b>Opp.</b>	136	Oakland (at New York), Nov. 30, 1969 (10 pen.)
	131	Dallas (at New York), Oct. 4, 1987 (16 pen.)
<b>Fewest</b>	<b>0</b>	<b>Boston (at Boston), Nov. 19, 1967 (0 pen.)</b>
<b>By Opp.</b>		

## ENALTIES

ost	17	vs. Miami, Oct. 18, 1987 (100 yards)
	15	vs. Houston, Sept. 27, 1981 (116 yards)
	15	at Buffalo, Sept. 13, 1987 (103 yards)
ost By	16	Cincinnati (at Cincinnati), Oct. 6, 1985 (123 yards)
op.	16	Dallas (at New York), Oct. 4, 1987 (131 yards)
	15	Buffalo (at New York), Nov. 13, 1983 (110 yards)

## MES TACKLED PASSER

ost	10	vs. Buffalo, Nov. 23, 1961
	9	at Houston, Dec. 6, 1969
	9	at Giants, Nov. 1, 1961
	9	vs. Green Bay, Dec. 20, 1981
ost By	11	Dallas (at New York), Oct. 4, 1987
pp.	10	L.A. Raiders (at L.A.), Sept. 8, 1985
	9	Houston (at Houston), Oct. 14, 1962
	9	New England (at N.E.), Sept. 9, 1979

## IRST DOWNS (TOTAL)

ost	35	vs. Tampa Bay, Nov. 17, 1985 (15-18-2)
	32	at Miami, Oct. 4, 1981 (13-16-3) (OT)
	31	at Cleveland, Sept. 21, 1970 (12-15-4)
	31	vs. Miami, Sept. 21, 1986 (10-19-2) (OT)
	31	vs. Kansas City, Oct. 2, 1988 (16-15-0) (OT)
west	6	vs. Cincinnati, Dec. 12, 1976 (5-1-0)
	7	at Baltimore, Sept. 19, 1971 (2-4-1)
	7	at Buffalo, Sept. 29, 1974 (5-2-0)
	7	vs. Baltimore, Sept. 7, 1980 (1-6-0)
	7	vs. Indianapolis, Nov. 11, 1984 (2-5-0)
ost By	39	vs. Miami, Nov. 27, 1988 (13-23-3)
pp.		
west	5	Boston (at New York), Nov. 22, 1970 (0-5-0)
y Opp.	5	at New England, Sept. 19, 1982 (2-3-0)

## MOST FIRST DOWNS RUSHING

J.Y.	20	at New England, Sept. 19, 1982 (20-9-1)
pp.	20	Pittsburgh (at Pitt.), Sept. 20, 1981 (20-12-1)

## MOST FIRST DOWNS PASSING

J.Y.	25	vs. San Francisco, Sept. 21, 1980 (4-25-1)
pp.	24	Miami (at New York), Sept. 21, 1986 (1-24-2) (OT)

## NEW YORK JETS ALL-STARS

### AFL (AFL All-Star Game)

- 1960 — Bill Atkins, Al Dorow, Bill Mathis, Bob Mischak
- 1961 — Atkins, Dorow, Mathis
- 1962 — Dick Christy, Larry Grantham
- 1963 — Grantham, Mathis, Bake Turner
- 1964 — Grantham, Winston Hill, Dainard Paulson, Sherman Plunkett, Matt Snell
- 1965 — Paulson, Don Maynard, Joe Namath
- 1966 — Grantham, Plunkett, Snell, Verlon Biggs, Emerson Boozer
- 1967 — Biggs, Grantham, Hill, Maynard, Namath, Sauer, Pete Lammons
- 1968 — Biggs, Boozer, Hill, Maynard, Namath, Sauer, Al Atkinson, John Elliott, Dave Herman, Gerry Philbin, Jim Turner
- 1969 — Elliott, Grantham, Herman, Hill, Maynard, Namath, Philbin, Sauer, Snell, J. Turner

### AFC (Pro Bowl)

- 1970 — Elliott, Hill
- 1971 — Hill
- 1972 — Hill, Namath, Richard Caster
- 1973 — Hill, Jerome Barkum
- 1974 — Caster
- 1975 — Caster, John Riggins
- 1978 — Wesley Walker
- 1979 — Marvin Powell
- 1980 — Powell
- 1981 — Powell, Joe Fields, Mark Gastineau, Joe Klecko
- 1982 — Fields, Gastineau, Powell, Walker, Freeman McNeil
- 1983 — Gastineau, Klecko, Powell
- 1984 — Gastineau, Klecko, McNeil
- 1985 — Gastineau, Klecko, McNeil, Lance Mehl, Ken O'Brien
- 1986 — Mickey Shuler, Al Toon
- 1987 — Toon
- 1988 — Toon, Shuler, Erik McMillan

# NEW YORK REGULAR SEASON RESULTS 1960-88

(All Crowd Figures Are Actual Attendance)

**1960: W 7, L 7      2nd in Eastern Div.      Coach: Sammy Baug**

S 11	Buffalo Bills	W	27-3	10,2
S 17	Boston Patriots	L	24-28	19,2
S 23	Denver Broncos	W	28-24	20,4
O 2	at Dallas Texans	W	37-35	37,5
O 9	at Houston Oilers	L	21-27	16,1
O 16	at Buffalo Bills	W	17-13	14,9
O 23	Houston Oilers	L	28-42	21,0
O 28	Oakland Raiders	L	27-28	10,0
N 4	Los Angeles Chargers	L	7-12	19,4
N 11	at Boston Patriots	L	21-38	11,6
N 24	Dallas Texans	W	41-35	14,3
D 4	at Denver Broncos	W	30-27	5,8
D 11	at Oakland Raiders	W	31-28	9,0
D 18	at L.A. Chargers	L	43-50	11,4

382-399

**1961: W 7, L 7      3rd in Eastern Div.      Coach: Sammy Baug**

S 9	at Boston Patriots	W	21-20	16,6
S 17	at Buffalo Bills	L	31-41	15,5
S 24	Denver Broncos	W	35-28	14,3
O 1	Boston Patriots	W	37-30	15,1
O 15	San Diego Chargers	L	10-25	25,1
O 22	at Denver Broncos	L	10-27	12,5
O 29	at Oakland Raiders	W	14-6	7,1
N 5	at San Diego Chargers	L	13-48	33,3
N 11	Oakland Raiders	W	23-12	16,3
N 19	at Houston Oilers	L	13-49	33,4
N 23	Buffalo Bills	W	21-14	12,0
D 3	Dallas Texans	W	28-7	14,1
D 10	Houston Oilers	L	21-48	9,4
D 17	at Dallas Texans	L	24-35	12,5

301-390

**1962: W 5, L 9      Coach: Clyde (Bulldog) Turner**  
**4th in Eastern Div.**

S 9	at Oakland Raiders	W	28-17	12,8
S 16	at San Diego Chargers	L	14-40	22,0
S 22	at Buffalo Bill	W	17-6	24,0
S 30	Denver Broncos	L	10-32	5,7
O 6	Boston Patriots	L	14-43	4,7
O 14	at Houston Oilers	L	17-56	20,6
O 21	at Dallas Texans	L	17-20	17,8
O 28	San Diego Chargers	W	23-3	7,1
N 4	Oakland Raiders	W	31-21	4,7
N 11	Dallas Texans	L	31-52	5,9
N 22	at Denver Broncos	W	46-45	15,7
N 30	at Boston Patriots	L	17-24	20,1
D 8	Buffalo Bills	L	3-20	4,0
D 15	Houston Oilers	L	10-44	3,8

278-423

**1963: W 5, L 8, T 1      Coach: Weeb Ewbank**  
**4th in Eastern Div.      FIRST YEAR AS JETS**

S 8	at Boston Patriots	L	14-38	24,1
S 22	Houston Oilers	W	24-17	9,3
S 28	Oakland Raiders	W	10-7	18,9
O 5	Boston Patriots	W	31-24	19,1
O 13	at San Diego Chargers	L	20-24	27,1
O 20	at Oakland Raiders	L	26-49	15,5
O 26	Denver Broncos	T	35-35	20,3
N 2	San Diego Chargers	L	7-53	18,3
N 10	at Houston Oilers	L	24-31	23,6
N 17	at Denver Broncos	W	14-9	14,2
D 1	Kansas City Chiefs	W	17-0	11,6
D 8	at Buffalo Bills	L	14-45	20,2
D 14	Buffalo Bills	L	10-19	5,8
D 22	at Kansas City Chiefs	L	0-48	12,2

249-399

**1964: W 5, L 8, T 1      Coach: Weeb Ewbank**  
**3rd in Eastern Div.      FIRST YEAR IN SHEA STADIUM**

S 12	Denver Broncos	W	30-6	45,6
S 27	at Boston Patriots	L	10-26	22,7
O 3	San Diego Chargers	T	17-17	47,7
O 10	Oakland Raiders	W	35-13	32,3
O 17	Houston Oilers	W	24-21	32,8
O 23	at Buffalo Bills	L	24-34	39,6
O 31	Boston Patriots	W	35-14	41,9
N 8	Buffalo Bills	L	7-20	60,3
N 15	at Denver Broncos	L	16-20	11,3
N 22	at Oakland Raiders	L	26-35	15,5
N 29	Kansas City Chiefs	W	27-14	38,1
D 6	at San Diego Chargers	L	3-38	16,2
D 13	at Houston Oilers	L	17-33	25,7
D 20	at Kansas City Chiefs	L	7-24	14,2

278-315

<b>965: W 5, L 8, T 1</b>		<b>2nd in Eastern Div.</b>		<b>Coach: Weeb Ewbank</b>	
	12	at Houston Oilers	L	21-27	52,680
	18	Kansas City Chiefs	L	10-14	53,658
	26	at Buffalo Bills	L	21-33	45,056
)	3	at Denver Broncos	L	13-16	34,988
)	16	Oakland Raiders	T	24-24	53,122
)	23	San Diego Chargers	L	9-34	59,001
)	31	Denver Broncos	W	45-10	53,717
I	7	at Kansas City Chiefs	W	13-10	25,523
I	14	at Boston Patriots	W	30-20	18,589
I	21	Houston Oilers	W	41-14	52,888
I	28	Boston Patriots	L	23-27	56,511
)	4	at San Diego Chargers	L	7-38	32,169
)	12	at Oakland Raiders	L	14-24	19,013
)	19	Buffalo Bills	W	14-12	55,247

285-303

<b>1966: W 6, L 6, T 2</b>		<b>3rd in Eastern Div.</b>		<b>Coach: Weeb Ewbank</b>	
S	9	at Miami	W	19-14	34,402
S	18	Houston Oilers	W	52-13	54,681
S	25	at Denver Broncos	W	16-7	29,878
)	2	at Boston Patriots	T	24-24	27,255
)	8	San Diego Chargers	W	17-16	63,497
)	16	at Houston Oilers	L	0-24	30,823
)	23	Oakland Raiders	L	21-24	58,135
)	30	Buffalo Bills	L	23-33	61,552
V	13	at Buffalo Bills	L	3-14	45,738
N	20	Miami Dolphins	W	30-13	58,664
N	27	Kansas City Chiefs	L	24-32	60,318
D	3	at Oakland Raiders	T	28-28	32,144
D	11	at San Diego Chargers	L	27-42	25,712
D	17	Boston Patriots	W	38-28	58,921

322-312

<b>1967: W 8, L 5, T 1</b>		<b>2nd in Eastern Div.</b>		<b>Coach: Weeb Ewbank</b>	
S	10	at Buffalo Bills	L	17-20	45,748
S	24	at Denver Broncos	W	38-24	36,272
O	1	Miami Dolphins	W	29-7	61,240
O	7	Oakland Raiders	W	27-14	63,106
O	15	Houston Oilers	T	28-28	62,729
O	22	at Miami Dolphins	W	33-14	30,049
O	29	Boston Patriots	W	30-23	62,784
N	5	at Kansas City Chiefs	L	18-42	46,642
N	12	Buffalo Bills	W	20-10	62,671
N	19	at Boston Patriots	W	29-24	26,790
D	3	Denver Broncos	L	24-33	61,615
D	10	Kansas City Chiefs	L	7-21	62,891
D	17	at Oakland Raiders	L	29-38	53,011
D	24	at San Diego Chargers	W	42-31	34,580

371-329

### WORLD CHAMPIONS

<b>1968: W 11, L 3</b>		<b>1st in Eastern Div.</b>		<b>Coach: Weeb Ewbank</b>	
S	15	at Kansas City Chiefs	W	20-19	48,871
S	22	Boston Patriots			
		(at Birmingham, Ala.)	W	47-31	29,192
S	29	at Buffalo Bills	L	35-37	38,044
O	5	San Diego Chargers	W	23-20	63,786
O	13	Denver Broncos	L	13-21	62,052
O	20	at Houston Oilers	W	20-14	51,710
O	27	Boston Patriots	W	48-14	62,351
N	3	Buffalo Bills	W	25-21	61,452
N	10	Houston Oilers	W	26-7	61,242
N	17	at Oakland Raiders	L	32-43	53,318
N	24	at San Diego Chargers	W	37-15	51,175
D	1	Miami Dolphins	W	35-17	61,766
D	8	Cincinnati Bengals	W	27-14	61,111
D	15	at Miami Dolphins	W	31-7	32,843

419-280

### AFL CHAMPIONSHIP GAME

D	29	Oakland Raiders	W	27-23	62,627
---	----	-----------------	---	-------	--------

### SUPER BOWL III

J	12	Baltimore Colts at Miami	W	16-7	75,377
---	----	--------------------------	---	------	--------

<b>1969: W 10, L 4</b>		<b>1st in Eastern Div.</b>		<b>Coach: Weeb Ewbank</b>	
S	14	at Buffalo Bills	W	33-19	46,165
S	21	at Denver Broncos	L	19-21	50,582
S	28	at San Diego Chargers	L	27-34	54,042
O	5	at Boston Patriots	W	23-14	25,584
O	11	at Cincinnati Bengals	W	21-7	27,927
O	20	Houston Oilers	W	26-17	63,841
O	26	Boston Patriots	W	23-17	62,298
N	2	Miami Dolphins	W	34-31	61,761
N	9	Buffalo Bills	W	16-6	62,680
N	16	Kansas City Chiefs	L	16-34	63,849
N	23	Cincinnati Bengals	W	40-7	62,128
N	30	Oakland Raiders	L	14-27	63,865
D	6	at Houston Oilers	W	34-26	51,923
D	14	at Miami Dolphins	W	27-9	48,108

353-269

**AFL PLAYOFF GAME**

D 20 Kansas City Chiefs ..... L 6-13 ..... 62,977

**1970: W 4, L 10 3rd in AFC Eastern Div. Coach: Weeb Ewbank**

S 21	at Cleveland Browns	L	21-31	85,703
S 27	at Boston Patriots	W	31-21	36,040
O 4	at Buffalo Bills	L	31-34	46,206
O 10	Miami Dolphins	L	6-20	62,712
O 18	Baltimore Colts	L	22-29	63,301
O 25	Buffalo Bills	L	6-10	62,712
N 1	Giants	L	10-22	63,903
N 8	at Pittsburgh Steelers	L	17-21	50,028
N 15	at Los Angeles Rams	W	31-20	76,378
N 22	Boston Patriots	W	17-3	61,822
N 29	Minnesota Vikings	W	20-10	62,333
D 6	Oakland Raiders	L	13-14	62,905
D 13	at Miami Dolphins	L	10-16	75,099
D 20	at Baltimore Colts	L	20-35	60,240

255-286

**1971: W 6, L 8 3rd (Tied) in AFC Div. Coach: Weeb Ewbank**

S 19	at Baltimore Colts	L	0-22	56,458
S 27	at St. Louis Cardinals	L	10-17	50,358
O 3	at Miami Dolphins	W	14-10	70,670
O 10	at New England Patriots	L	0-20	61,357
O 17	Buffalo Bills	W	28-17	61,948
O 24	Miami Dolphins	L	14-30	62,130
O 31	at San Diego Chargers	L	21-49	44,786
N 7	Kansas City Chiefs	W	13-10	62,012
N 14	Baltimore Colts	L	13-14	63,947
N 21	at Buffalo Bills	W	20-7	41,577
N 28	San Francisco 49ers	L	21-24	63,936
D 4	at Dallas Cowboys	L	10-52	66,689
D 12	New England Patriots	W	13-6	63,175
D 19	Cincinnati Bengals	W	35-21	63,151

212-299

**1972: W 7, L 7 2nd in AFC Eastern Div. Coach: Weeb Ewbank**

S 17	at Buffalo Bills	W	41-24	46,206
S 24	at Baltimore Colts	W	44-34	56,626
O 1	at Houston Oilers	L	20-26	51,423
O 8	Miami Dolphins	L	17-27	63,841
O 15	at New England Patriots	W	41-13	60,999
O 22	Baltimore Colts	W	24-20	62,948
O 29	New England Patriots	W	34-10	62,867
N 5	Washington Redskins	L	17-35	63,962
N 12	Buffalo Bills	W	41-3	62,853
N 19	at Miami Dolphins	L	24-28	80,010
N 23	at Detroit Lions	L	20-37	54,418
D 3	New Orleans Saints	W	18-17	62,496
D 11	at Oakland Raiders	L	16-24	54,843
D 17	Cleveland Browns	L	10-26	62,614

367-324

**1973: W 4, L 10 4th (Tied) in AFC Eastern Div. Coach: Weeb Ewbank**

S 17	Green Bay Packers (at Milwaukee)	L	7-23	47,124
S 23	at Baltimore Colts	W	34-10	55,942
S 30	at Buffalo Bills	L	7-9	80,020
O 7	at Miami Dolphins	L	3-31	80,047
O 14	at New England Patriots	W	9-7	58,659
O 21	at Pittsburgh Steelers	L	14-26	48,682
O 28	Denver Broncos	L	28-40	61,018
N 4	Miami Dolphins	L	14-24	62,365
N 11	New England Patriots	W	33-13	60,737
N 18	at Cincinnati Bengals	L	14-20	55,745
N 25	Atlanta Falcons	L	20-28	61,327
D 2	Baltimore Colts	W	20-17	61,009
D 9	at Philadelphia Eagles	L	23-24	65,954
D 16	Buffalo Bills	L	14-34	60,418

240-306

**1974: W 7, L 7 3rd (Tied) in AFC Eastern Div. Coach: Charley Winner**

S 15	at Kansas City Chiefs	L	16-24	77,294
S 22	at Chicago Bears	W	23-21	55,753
S 29	at Buffalo Bills	L	12-16	80,020
O 7	at Miami Dolphins	L	17-21	78,200
O 13	New England Patriots	L	0-24	61,400
O 20	Baltimore Colts	L	20-35	60,622
O 27	Los Angeles	L	13-20	61,450
N 3	Houston Oilers	L	22-27	60,343
N 10	Giants (at Yale Bowl)	W	26-20(OT)	67,740
N 17	at New England Patriots	W	21-16	61,279
N 24	Miami Dolphins	W	17-14	61,650
D 1	San Diego Chargers	W	27-14	60,421
D 8	Buffalo Bills	W	20-10	61,091
D 15	at Baltimore Colts	W	45-38	38,168

279-300

**1975: W 3, L 11** Coaches: Charley Winner (9 Games)  
**4th (Tied) in AFC Eastern Div.** Ken Shipp (5 Games)

21	at Buffalo Bills	L	14-42	80,020
28	at Kansas City Chiefs	W	30-24	75,398
5	New England Patriots	W	36-7	61,415
12	at Minnesota Vikings	L	21-29	48,444
19	Miami Dolphins	L	0-43	61,596
26	Baltimore Colts	L	28-45	60,674
2	Buffalo Bills	L	23-24	61,490
9	at Miami Dolphins	L	7-27	76,597
16	at Baltimore Colts	L	19-52	54,006
23	St. Louis Cardinals	L	6-37	60,548
30	Pittsburgh Steelers	L	7-20	61,378
7	at New England Patriots	W	39-28	57,539
15	at San Diego Chargers	L	16-24	52,446
21	Dallas Cowboys	L	21-31	60,640
				258-433

**1976: W 3, L 11** Coaches: Lou Holtz (13 Games)  
**4th in AFC Eastern Div.** Mike Holovak (1 Game)

12	at Cleveland Browns	L	17-38	69,923
19	at Denver Broncos	L	3-46	63,532
26	at Miami Dolphins	L	0-16	49,754
3	at San Francisco 49ers	L	6-17	46,420
10	Buffalo Bills	W	17-14	59,110
18	at New England Patriots	L	7-41	51,236
24	Baltimore Colts	L	0-20	59,576
31	at Buffalo Bills	W	19-14	48,361
7	Miami Dolphins	L	7-27	59,501
14	Tampa Bay Buccaneers	W	34-0	56,559
21	New England Patriots	L	24-38	58,509
28	at Baltimore Colts	L	16-33	46,938
5	Washington Redskins	L	16-37	59,519
12	Cincinnati Bengals	L	3-42	54,620
				169-383

**1977: W 3, L 11** Coach: Walt Michaels  
**4th (Tied) in AFC Eastern Div.**

18	at Houston Oilers	L	0-20	42,181
25	Baltimore Colts*	L	12-20	54,871
2	New England Patriots	W	30-27	49,801
9	at Buffalo Bills	W	24-19	34,820
16	at Miami Dolphins	L	17-21	46,138
23	Oakland Raiders	L	27-28	60,359
30	at New England Patriots	L	13-24	61,279
6	Miami Dolphins	L	10-14	56,489
13	Seattle Seahawks	L	0-17	51,311
20	at Baltimore Colts	L	12-33	52,014
27	Pittsburgh Steelers	L	20-23	56,210
4	at New Orleans Saints	W	16-13	43,569
11	Buffalo Bills	L	10-14	49,315
18	at Philadelphia Eagles	L	0-27	62,254
				191-300

\*at Giants Stadium

**1978: W 8, L 8** 3rd in AFC Eastern Div. Coach: Walt Michaels

3	Miami Dolphins	W	33-20	54,763
10	at Buffalo Bills	W	21-20	41,628
17	Seattle Seahawks	L	17-24	51,437
24	at Washington Redskins	L	3-23	55,031
1	Pittsburgh Steelers	L	17-28	59,879
8	Buffalo Bills	W	45-14	51,698
15	at Baltimore	W	33-10	48,136
22	St. Louis Cardinals	W	23-10	55,233
29	at New England Patriots	L	21-55	61,297
5	at Denver Broncos	W	31-28	75,092
12	at Philadelphia Eagles	L	9-17	65,915
19	New England Patriots	L	17-19	60,372
26	at Miami Dolphins	W	24-13	55,255
3	Baltimore Colts	W	24-16	59,056
10	at Cleveland Browns	L	34-37(OT)	44,087
17	Dallas Cowboys	L	7-30	60,372
				359-364

**1979: W 8, L 8** 3rd in AFC East Coach: Walt Michaels

2	Cleveland Browns	L	22-25(OT)	54,974
9	at New England Patriots	L	3-56	53,220
16	Detroit Lions	W	31-10	54,974
23	at Buffalo Bills	L	31-46	69,847
30	Miami Dolphins	W	33-27	60,372
7	at Baltimore Colts	L	8-10	37,789
15	Minnesota Vikings	W	14-7	60,372
21	Oakland Raiders	W	28-19	60,372
28	at Houston Oilers	L	24-27(OT)	52,033
4	at Green Bay Packers	W	27-22	56,191
11	Buffalo Bills	L	12-14	60,372
18	at Chicago Bears	L	13-23	57,979
26	at Seattle Seahawks	L	7-30	64,759
2	Baltimore Colts	W	30-17	60,372
9	New England Patriots	W	27-26	60,372
15	at Miami Dolphins	W	27-24	58,674
				337-383

1980: W 4, L 12		5th in AFC East		Coach: Walt Michaels	
S 7	Baltimore Colts	L	14-17		50,777
S 14	at Buffalo Bills	L	10-20		65,315
S 21	San Francisco	L	27-37		50,608
S 28	at Baltimore Colts	L	21-35		33,373
O 5	New England Patriots	L	11-21		53,603
O 12	at Atlanta Falcons	W	14-7		47,458
O 19	Seattle Seahawks	L	17-27		52,496
O 27	Miami Dolphins	W	17-14		53,046
N 2	at New England Patriots	L	21-34		60,834
N 9	Buffalo Bills	L	24-31		45,677
N 16	at Denver Broncos	L	24-31		72,114
N 23	Houston Oilers	W	31-28(OT)		52,358
N 30	at Los Angeles Rams	L	13-38		59,734
D 7	at Cleveland Browns	L	14-17		78,454
D 14	New Orleans Saints	L	20-21		38,077
D 20	at Miami Dolphins	W	24-17		41,854
302-395					

1981: W 10, L 5, T 1		2nd in AFC East		Coach: Walt Michaels	
S 6	at Buffalo Bills	L	0-31		79,754
S 13	Cincinnati Bengals	L	30-31		49,454
S 20	at Pittsburgh Steelers	L	10-38		52,973
S 27	Houston Oilers	W	33-17		50,309
O 4	at Miami Dolphins	T	28-28(OT)		68,723
O 11	New England Patriots	W	28-24		55,093
O 18	Buffalo Bills	W	33-14		54,607
O 25	Seattle Seahawks	L	3-19		49,678
N 1	at Giants	W	26-7		74,740
N 8	at Baltimore	W	41-14		31,521
N 15	at New England Patriots	W	17-6		45,342
N 22	Miami Dolphins	W	16-15		59,962
N 29	Baltimore Colts	W	25-0		53,593
D 6	at Seattle Seahawks	L	23-27		53,105
D 12	at Cleveland Browns	W	14-13		56,866
D 20	Green Bay Packers	W	28-3		56,340
355-287					

#### AFC PLAYOFF GAME

D 27	Buffalo Bills	L	27-31		57,050
------	---------------	---	-------	--	--------

1982: W 6, L 3		6th in AFC		Coach: Walt Michaels	
S 12	Miami Dolphins	L	28-45		53,360
S 19	at New England Patriots	W	31-7		53,515
N 21	Baltimore Colts	W	37-0		46,970
N 28	Green Bay Packers	W	15-13		53,872
D 6	at Detroit Lions	W	28-13		79,361
D 12	Tampa Bay Buccaneers	W	32-17		28,147
D 18	at Miami Dolphins	L	19-20		67,702
D 26	at Minnesota Vikings	W	42-14		58,672
J 2	at Kansas City Chiefs	L	13-37		11,902

Games Missed: at Baltimore Colts, Houston Oilers, Denver Broncos, Buffalo Bills, New England Patriots, at Buffalo Bills, at Pittsburgh Steelers.

#### AFC SUPER BOWL TOURNAMENT

J 9	at Cincinnati Bengals	W	44-17		57,560
J 15	at Los Angeles Raiders	W	17-14		90,037

#### AFC CHAMPIONSHIP

J 23	at Miami Dolphins	L	0-14		67,396
------	-------------------	---	------	--	--------

1983: W 7, L 9		4th (Tied) in AFC East		Coach: Joe Walton	
S 4	at San Diego Chargers	W	41-29		51,004
S 11	Seattle Seahawks	L	10-17		50,066
S 18	at New England Patriots	L	13-23		43,182
S 25	Los Angeles Rams	W	27-24(OT)		52,070
O 3	at Buffalo Bills	W	34-10		79,033
O 9	at Cleveland Browns	L	7-10		79,235
O 16	Miami Dolphins	L	14-32		58,615
O 23	Atlanta Falcons	L	21-27		46,878
O 30	at San Francisco 49ers	W	27-13		54,796
N 6	Baltimore Colts	L	14-17		53,323
N 13	Buffalo Bills	L	17-24		48,513
N 21	at New Orleans Saints	W	31-28		68,606
N 27	New England Patriots	W	26-3		48,620
D 4	at Baltimore Colts	W	10-6		29,431
D 10	Pittsburgh Steelers	L	7-34		53,996
D 16	at Miami Dolphins	L	14-34		59,975
313-331					

1984: W 7, L 9		3rd in AFC East		Coach: Joe Walton	
First Year in Giants Stadium					
S 2	at Indianapolis Colts	W	23-14		60,398
S 6	Pittsburgh Steelers	L	17-23		70,564
S 16	Cincinnati Bengals	W	43-23		64,193
S 23	at Buffalo Bills	W	28-26		49,756
S 30	New England Patriots	L	21-28		68,978
O 7	at Kansas City Chiefs	W	17-16		51,843
O 14	at Cleveland Browns	W	24-20		55,673
O 21	Kansas City Chiefs	W	28-7		66,782

## 4 (continued)

28	at New England Patriots	L	20-30	60,513
4	Miami Dolphins	L	17-31	72,655
11	Indianapolis Colts	L	5-9	51,066
18	at Houston Oilers	L	20-31	40,141
26	at Miami Dolphins	L	17-28	74,884
2	Giants	L	10-20	74,975
8	Buffalo Bills	W	21-17	45,378
16	at Tampa Bay Buccaneers	L	21-41	43,817

332-364

## 5: W 11, L 5      2nd in AFC East      Coach: Joe Walton

8	at L.A. Raiders	L	0-31	57,123
15	Buffalo	W	42-3	63,449
22	at Green Bay (Milw.)	W	24-3	53,667
29	Indianapolis	W	25-20	61,987
6	at Cincinnati	W	29-20	51,785
14	Miami	W	23-7	73,807
20	at New England	L	13-20	58,163
27	Seattle	W	17-14	69,320
3	at Indianapolis	W	35-17	59,683
10	at Miami	L	17-21	73,965
17	Tampa Bay	W	62-28	65,344
24	New England	W	16-13(OT)	74,100
28	at Detroit	L	20-31	65,531
8	at Buffalo	W	27-7	23,122
14	Chicago	L	6-19	74,752
22	Cleveland	W	37-10	59,073

393-264

## AFC PLAYOFF GAME

28	New England	L	14-26	70,958
----	-------------	---	-------	--------

## 36: W 10, L 6      2nd in AFC East      Coach: Joe Walton

7	at Buffalo	W	28-24	79,951
11	New England	L	6-20	72,422
21	Miami	W	51-45(OT)	71,025
28	at Indianapolis	W	26-7	56,075
5	Buffalo	W	14-13	69,504
12	at New England	W	31-24	60,342
20	Denver	W	22-10	73,759
26	New Orleans	W	28-23	44,246
2	at Seattle	W	38-7	62,497
9	at Atlanta	W	28-14	53,476
16	Indianapolis	W	31-16	65,149
24	at Miami	L	3-45	70,206
30	L.A. Rams	L	3-17	70,539
7	at San Francisco	L	10-24	58,091
13	Pittsburgh	L	24-45	58,044
21	at Cincinnati	L	21-52	51,619

364-386

## AFC PLAYOFF GAMES

28	Kansas City	W	35-15	69,307
3	at Cleveland	L	20-23(2OT)	78,106

## 87: W 6, L 9      5th in AFC East      Coach: Joe Walton

13	at Buffalo	W	31-28	76,718
21	New England	W	43-24	70,847
4	Dallas	L	24-38	12,370
11	at Indianapolis	L	0-6	34,927
18	Miami	W	37-31(OT)	18,249
25	at Washington	L	16-17	53,497
1	Indianapolis	L	14-19	60,863
9	Seattle	W	30-14	60,452
15	at Kansas City	W	19-9	40,718
22	Buffalo Bills	L	14-17	58,407
29	Cincinnati	W	27-20	41,135
7	at Miami	L	28-37	58,879
13	at New England	L	20-42	60,617
20	Philadelphia	L	27-38	30,572
27	at Giants	L	7-20	68,318

## 388: W 8, L 7, T 1      4th in AFC East      Coach: Joe Walton

4	at Buffalo	L	3-28	44,027
11	at Cleveland	W	23-3	74,434
18	Houston	W	45-3	64,683
25	at Detroit	W	17-10	29,250
2	Kansas City	T	17-17(OT)	66,110
9	at Cincinnati	L	19-36	57,482
17	Buffalo	L	14-37	70,218
23	at Miami	W	44-30	68,292
30	Pittsburgh	W	24-20	64,862
6	at Indianapolis	L	14-38	59,233
13	New England	L	13-14	48,358
20	at Buffalo	L	6-9(OT)	78,389
27	Miami	W	38-34	52,752
4	at Kansas City	L	34-38	30,059
10	Indianapolis	W	34-16	46,284
18	Giants	W	27-21	69,770

372-354

# SERIES SCORES WITH OPPONENTS REGULAR AND POSTSEASON — 1960-88

## ATLANTA Won 2, Lost 2

1973 — Atlanta 28, at New York 20  
1980 — New York 14, at Atlanta 7

1983 — Atlanta 27, at New York 21  
1986 — New York 28, at Atlanta 14

## BUFFALO Won 28, Lost 28 Postseason 0-1

1960 — at New York 27, Buffalo 3  
New York 17, at Buffalo 13  
1961 — Buffalo 41, at New York 31  
at New York 21, Buffalo 14  
1962 — New York 17, at Buffalo 6  
Buffalo 20, at New York 3  
1963 — at Buffalo 45, New York 14  
Buffalo 14, at New York 10  
1964 — at Buffalo 34, New York 24  
Buffalo 20, at New York 7  
1965 — at Buffalo 23, New York 21  
at New York 14, Buffalo 12  
1966 — Buffalo 33, at New York 23  
at Buffalo 14, New York 3  
1967 — at Buffalo 20, New York 17  
at New York 20, Buffalo 10  
1968 — at Buffalo 37, New York 35  
at New York 25, Buffalo 21  
1969 — New York 33, at Buffalo 19  
at New York 16, Buffalo 6  
1970 — at Buffalo 34, New York 31  
Buffalo 10, at New York 6  
1971 — at New York 28, Buffalo 17  
New York 20, at Buffalo 7  
1972 — New York 41, at Buffalo 24  
at New York 41, Buffalo 3  
1973 — at Buffalo 9, New York 7  
Buffalo 34 at New York 14  
1974 — at Buffalo 16, New York 12  
at New York 20, Buffalo 10

1975 — at Buffalo 42, New York 14  
Buffalo 24, at New York 23  
1976 — at New York 17, Buffalo 14  
New York 19, at Buffalo 14  
1977 — New York 24, at Buffalo 19  
Buffalo 14, at New York 10  
1978 — New York 21, at Buffalo 20  
at New York 45, Buffalo 14  
1979 — at Buffalo 46, New York 31  
Buffalo 14, at New York 12  
1980 — at Buffalo 20, New York 10  
Buffalo 31, at New York 24  
1981 — at Buffalo 31, New York 0  
at New York 33, Buffalo 14  
**Buffalo 31, at New York 27  
(AFC Wild-Card Playoff)**  
1983 — New York 34, at Buffalo 10  
Buffalo 24, at New York 17  
1984 — New York 28, at Buffalo 26  
New York 21, at Buffalo 17  
1985 — at New York 42, Buffalo 3  
New York 27, at Buffalo 7  
1986 — New York, 28, at Buffalo 24  
at New York 14, Buffalo 13  
1987 — at New York 31, at Buffalo 28  
Buffalo 17, at New York 14  
1988 — Buffalo 37, at New York 14  
at Buffalo 9, New York 6 (OT)

## CHICAGO Won 1, Lost 2

1974 — New York 23, at Chicago 21  
1979 — at Chicago 23, New York 13

1985 — Chicago 19, at New York 6

## CINCINNATI Won 7, Lost 5 Postseason 1-0

1968 — at New York 27, Cincinnati 14  
1969 — New York 21, at Cincinnati 7  
at New York 40, Cincinnati 7  
1971 — at New York 35, Cincinnati 21  
1973 — at Cincinnati 20, New York 14  
1976 — Cincinnati 42, at New York 3  
1981 — Cincinnati 31, at New York 30

1982 — **New York 44, at Cincinnati 14  
(AFC Playoffs)**  
1984 — at New York 43, Cincinnati 23  
1985 — New York 29, at Cincinnati 20  
1986 — at Cincinnati 52, New York 21  
1987 — at New York 27, Cincinnati 20  
1988 — at Cincinnati 36, New York 19

## CLEVELAND Won 4, Lost 7 Postseason 0-1

1970 — at Cleveland 31, New York 21  
1972 — Cleveland 26, at New York 10  
1976 — at Cleveland 38, New York 17  
1978 — at Cleveland 37, New York 34 (OT)  
1979 — Cleveland 25, at New York 22 (OT)  
1980 — at Cleveland 17, New York 14  
1981 — New York 14, at Cleveland 13

1983 — at Cleveland 10, New York 7  
1984 — New York 24, at Cleveland 20  
1985 — at New York 37, Cleveland 10  
1986 — **at Cleveland 23, New York 20 (2OT)  
(AFC Playoff Game)**  
1988 — New York 23, at Cleveland 3

## DALLAS Won 0, Lost 4

1971 — at Dallas 52, New York 10  
1975 — Dallas 31, at New York 21

1978 — Dallas 30, at New York 7  
1987 — Dallas 38, at New York 24

## DENVER Won 11, Lost 10, Tied 1

1960 — at New York 28, Denver 24  
New York 30, at Denver 27  
1961 — at New York 35, Denver 28  
at Denver 27, New York 10  
1962 — Denver 32, at New York 10  
New York 46, at Denver 27  
1963 — at New York 35, Denver 35 (T)  
New York 14, at Denver 9  
1964 — at New York 30, Denver 6  
at Denver 20, New York 16  
1965 — at Denver 16, New York 13  
at New York 45, Denver 10

1966 — New York 16, at Denver 7  
1967 — New York 38, at Denver 24  
Denver 33, at New York 42  
1968 — Denver 21, at New York 13  
1969 — at Denver 21, New York 19  
1973 — Denver 40, at New York 28  
1976 — at Denver 46, New York 3  
1978 — New York 31, at Denver 28  
1980 — at Denver 31, New York 24  
1986 — at New York 22, Denver 10

## DETROIT

### Won 3, Lost 2

972 — at Detroit 37, New York 20  
979 — at New York 31, Detroit 10  
982 — New York 28, at Detroit 13

1985 — at Detroit 31, New York 20  
1988 — New York 17, at Detroit 10

## GREEN BAY

### Won 4, Lost 1

973 — Green Bay 23, New York 7  
(at Milwaukee)  
979 — New York 27 at Green Bay 22  
981 — at New York 28, Green Bay 3

1982 — at New York 15, Green Bay 13  
1985 — New York 24, Green Bay 3  
(at Milwaukee)

## HOUSTON

### Won 11, Lost 15, Tied 1

960 — at Houston 27, New York 21  
Houston 42, at New York 28  
961 — at Houston 49, New York 13  
Houston 48, at New York 21  
962 — at Houston 56, New York 17  
Houston 44, at New York 10  
963 — at New York 24, Houston 17  
at Houston 31, New York 27  
964 — at New York 24, Houston 21  
at Houston 33, New York 17  
965 — at Houston 27, New York 21  
at New York 41, Houston 14  
966 — at New York 52, Houston 13  
at Houston 24, New York 0

1967 — at New York 28, Houston 28 (T)  
1968 — New York 20, at Houston 14  
at New York 26, Houston 7  
1969 — at New York 26, Houston 17  
New York 34, at Houston 26  
1972 — at Houston 26, New York 20  
1974 — Houston 27, at New York 22  
1977 — at Houston 20, New York 0  
1979 — at Houston 27, New York 24 (OT)  
1980 — at New York 31, Houston 28 (OT)  
1981 — at New York 33, Houston 17  
1984 — at Houston 31, New York 20  
1988 — at New York 45, Houston 3

## INDIANAPOLIS

### Won 18, Lost 19

#### Postseason 1-0

1969 — New York 16, Baltimore 7 (Super Bowl III)

970 — Baltimore 29, at New York 22  
at Baltimore 35, New York 20  
971 — at Baltimore 22, New York 0  
Baltimore 14, at New York 13  
972 — New York 44, at Baltimore 34  
at New York 24, Baltimore 20  
973 — New York 34, at Baltimore 10  
at New York 20, Baltimore 17  
974 — Baltimore 35, at New York 20  
New York 45, at Baltimore 38  
1975 — Baltimore 45, at New York 28  
at Baltimore 52, New York 19  
1976 — Baltimore 20, at New York 0  
at Baltimore 33, New York 16  
1977 — Baltimore 20, at New York 12  
at Baltimore 33, New York 12  
1978 — New York 33, at Baltimore 10  
at New York 34, Baltimore 16

1979 — at Baltimore 10, New York 8  
at New York 30, Baltimore 17  
1980 — Baltimore 17, at New York 14  
at Baltimore 35, New York 21  
1981 — New York 41, at Baltimore 14  
at New York 25, Baltimore 0  
1982 — at New York 37, Baltimore 0  
1983 — Baltimore 17, at New York 14  
New York 10, at Baltimore 6  
1984 — New York 23, at Indianapolis 14  
Indianapolis 9, at New York 5  
1985 — at New York 25, Indianapolis 20  
New York 35, at Indianapolis 17  
1986 — New York 26, at Indianapolis 7  
at New York 31, Indianapolis 16  
1987 — at Indianapolis 6, New York 0  
Indianapolis 19, New York 14  
1988 — at Indianapolis, 38, New York 14  
at New York 34, Indianapolis 16

## KANSAS CITY

### Won 12, Lost 13, Tied 1

#### Postseason 1-1

1960 — New York 37, at Dallas 35  
at New York 41, Dallas 35  
1961 — at New York 28, Dallas 7  
at Dallas 35, New York 24  
1962 — at Dallas 20, New York 17  
Dallas 52, at New York 31  
1963 — at New York 17, Kansas City 0  
at Kansas City 48, New York 0  
1964 — at New York 27, Kansas City 14  
at Kansas City 24, New York 7  
1965 — Kansas City 14, at New York 10  
New York 13, at Kansas City 10  
1966 — Kansas City 32, at New York 24  
1967 — at Kansas City 42, New York 18  
Kansas City 21, at New York 7

1968 — New York 20, at Kansas City 19  
1969 — Kansas City 34, at New York 16  
**Kansas City 13, at New York 6**  
(AFL Playoff)  
1971 — at New York 13, Kansas City 10  
1974 — at Kansas City 24, New York 16  
1975 — New York 30, at Kansas City 24  
1982 — at Kansas City 37, New York 13  
1984 — New York 17, at Kansas City 16  
at New York 28, Kansas City 7  
1986 — **at New York 35, Kansas City 15**  
(AFC Wild-Card Playoff)  
1987 — New York 16, at Kansas City 9  
1988 — at New York 17, Kansas City 17 (OT)  
at Kansas City 38, New York 34

## LOS ANGELES RAIDERS

### Won 9, Lost 12, Tied 2

#### Postseason 2-0

1960 — Oakland 28, at New York 27  
New York 31, at Oakland 28  
1961 — New York 14, at Oakland 6  
at New York 23, Oakland 12  
1962 — New York 28, at Oakland 17  
at New York 31, Oakland 21  
1963 — at New York 10, Oakland 7  
at Oakland 49, New York 26  
1964 — at New York 35, Oakland 13  
at Oakland 35, New York 26  
1965 — at New York 24, Oakland 24 (T)  
at Oakland 24, New York 14  
1966 — Oakland 24, at New York 21  
New York 28, at Oakland 28 (T)

1967 — at New York 27, Oakland 14  
at Oakland 38, New York 29  
1968 — at Oakland 43, New York 32  
**at New York 27, Oakland 23**  
(AFL Championship)  
1969 — Oakland 27, at New York 14  
1970 — Oakland 14, at New York 13  
1972 — at Oakland 24, New York 16  
1977 — Oakland 28, at New York 27  
1979 — at New York 28, Oakland 19  
1982 — **New York 17, at Los Angeles 14**  
(AFC Playoffs)  
1985 — at Los Angeles 31, New York 0

## LOS ANGELES RAMS

### Won 2, Lost 3

1970 — New York 31, at Los Angeles 20  
1974 — Los Angeles 20, at New York 13  
1980 — at Los Angeles 38, New York 13

1983 — at New York 27, Los Angeles 24 (OT)  
1986 — Los Angeles 17, at New York 3

## MIAMI

### Won 22, Lost 23, Tied 1

#### Postseason 0-1

1966 — New York 19, at Miami 14  
at New York 30, Miami 13  
1967 — at New York 29, Miami 7  
New York 33, at Miami 14  
1968 — at New York 35, Miami 17  
New York 31, at Miami 7  
1969 — at New York 34, Miami 31  
New York 27, at Miami 9  
1970 — Miami 20, at New York 6  
at Miami 16, New York 10  
1971 — New York 14, at Miami 10  
Miami 30, at New York 14  
1972 — Miami 27, at New York 17  
at Miami 28, New York 24  
1973 — at Miami 28, New York 3  
Miami 24, at New York 14  
1974 — at Miami 21, New York 17  
at New York 17, Miami 14  
1975 — Miami 43, at New York 0  
at Miami 27, New York 7  
1976 — at Miami 16, New York 0  
Miami 27, at New York 7  
1977 — at Miami 21, New York 17  
Miami 14, at New York 10

1978 — at New York 33, Miami 20  
New York 24, at Miami 13  
1979 — at New York 33, Miami 27  
New York 27, at Miami 24  
1980 — at New York 17, Miami 14  
New York 24, at Miami 17  
1981 — New York 28, at Miami 28 (OT)  
at New York 16, Miami 15  
1982 — Miami 45, at New York 28  
at Miami 20, New York 19  
at Miami 14, New York 0  
(AFC Championship)  
1983 — Miami 32, at New York 14  
at Miami 34, New York 14  
1984 — Miami 31, at New York 17  
at Miami 28, New York 17  
1985 — at New York 23, Miami 7  
at Miami 21, New York 17  
1986 — at New York 51, Miami 45 (OT)  
at Miami 45, New York 3  
1987 — at New York 37, Miami 31 (OT)  
at Miami 37, New York 28  
1988 — New York 44, at Miami 30  
at New York 38, Miami 34

## MINNESOTA

### Won 3, Lost 1

1970 — at New York 20, Minnesota 10  
1975 — at Minnesota 29, New York 21

1979 — at New York 14, Minnesota 7  
1982 — New York 42, at Minnesota 13

## NEW ENGLAND

### Won 31, Lost 25, Tied 1

#### Postseason 0-1

1960 — Boston 28, at New York 24  
at Boston 38, New York 21  
1961 — New York 21, at Boston 20  
at New York 37, Boston 30  
1962 — Boston 43, at New York 14  
at Boston 24, New York 17  
1963 — at Boston 38, New York 14  
at New York 31, Boston 24  
1964 — at Boston 26, New York 10  
at New York 35, Boston 14  
1965 — New York 30, at Boston 20  
Boston 27, at New York 23  
1966 — New York 24, at Boston 24 (T)  
at New York 38, Boston 28  
1967 — at New York 30, Boston 23  
New York 29, at Boston 24  
1968 — New York 47, Boston 31  
(at Birmingham, Ala.)  
at New York 48, Boston 14  
1969 — New York 23, at Boston 14  
at New York 23, Boston 17  
1970 — New York 31, at Boston 21  
at New York 17, Boston 3  
1971 — at New England 20, New York 0  
at New York 13, New England 6  
1972 — New York 41, at New England 13  
at New York 31, New England 10  
1973 — New York 9, at New England 7  
at New York 33, New England 13  
1974 — New England 24, at New York 0  
New York 21, at New England 16

1975 — at New York 36, New England 7  
New York 30, at New England 28  
1976 — at New England 41, New York 7  
New England 38, at New York 24  
1977 — at New York 30, New England 27  
at New England 24, New York 13  
1978 — at New England 55, New York 21  
New England 19, at New York 17  
1979 — at New England 56, New York 3  
at New York 27, New England 26  
1980 — New England 21, at New York 11  
at New England 34, New York 21  
1981 — at New York 28, New England 24  
New York 17, at New England 6  
1982 — New York 31, at New England 7  
1983 — at New England 23, New York 13  
at New York 26, New England 3  
1984 — New England 28, at New York 21  
at New England 30, New York 20  
1985 — at New England 20, New York 13  
at New York 16, New England 13 (OT)  
New England 26, at New York 14  
(AFC Wild-Card Playoff)  
1986 — New England 20, at New York 6  
New York 31, at New England 24  
1987 — at New York 43, New England 24  
at New England 42, New York 20  
1988 — at New England 28, New York 3  
New England 14, at New York 13

## NEW ORLEANS

### Won 4, Lost 1

1972 — at New York 18, New Orleans 17  
1977 — New York 16, at New Orleans 13

1980 — New Orleans 21, at New York 20  
1983 — New York 31, at New Orleans 28  
1986 — at New York 28, New Orleans 24

## NEW YORK GIANTS

### Won 3, Lost 3

1970 — Giants 22, at Jets 10  
1974 — Jets 26, at Giants 20 (OT)  
1981 — Jets 26, at Giants 7

1984 — Giants 20, at Jets 10  
1987 — at Giants 20, Jets 7  
1988 — at Jets 27, Giants 21

## PHILADELPHIA

### Won 0, Lost 4

1973 — at Philadelphia 24, New York 23  
1977 — at Philadelphia 27, New York 0

1978 — at Philadelphia 17, New York 9  
1987 — Philadelphia 38, at New York 27

**PHOENIX**  
**Won 1, Lost 2**

71 — at St. Louis 17, New York 10      1978 — at New York 23, St. Louis 10  
 75 — St. Louis 37, at New York 6

**PITTSBURGH**  
**Won 1, Lost 9**

70 — at Pittsburgh 21, New York 17      1981 — at Pittsburgh 38, New York 10  
 73 — at Pittsburgh 26, New York 14      1983 — Pittsburgh 34, at New York 7  
 75 — Pittsburgh 20, at New York 7      1984 — Pittsburgh 23, at New York 17  
 77 — Pittsburgh 23, at New York 20      1986 — Pittsburgh 45, at New York 24  
 78 — Pittsburgh 28, at New York 17      1988 — at New York 24, Pittsburgh 20

**SAN DIEGO**  
**Won 7, Lost 14, Tied 1**

60 — Los Angeles 21, at New York 7      1966 — at New York 17, San Diego 16  
       at Los Angeles 50, New York 43      at San Diego 42, New York 27  
 61 — San Diego 25, at New York 10      1967 — New York 42, at San Diego 31  
       at San Diego 48, New York 13      1968 — at New York 23, San Diego 20  
 62 — at San Diego 40, New York 14      New York 37, at San Diego 15  
       at New York 23, San Diego 3      1969 — at San Diego 34, New York 27  
 63 — at San Diego 24, New York 20      1971 — at San Diego 49, New York 21  
       San Diego 53, at New York 7      1974 — at New York 27, San Diego 14  
 64 — at New York 17, San Diego 17 (T)      1975 — at San Diego 24, New York 16  
       at San Diego 38, New York 3      1983 — New York 41, at San Diego 29  
 65 — San Diego 34, at New York 9  
       at San Diego 38, New York 7

**SAN FRANCISCO**  
**Won 1, Lost 4**

771 — San Francisco 24, at New York 21      1983 — New York 27, at San Francisco 13  
 376 — at San Francisco 17, New York 5      1986 — at San Francisco 24, New York 10  
 380 — San Francisco 37, at New York 27

**SEATTLE**  
**Won 3, Lost 7**

977 — Seattle 17, at New York 0      1983 — Seattle 17, at New York 10  
 978 — Seattle 24, at New York 17      1985 — at New York 17, Seattle 14  
 979 — at Seattle 30, New York 7      1986 — New York 38, at Seattle 7  
 980 — Seattle 27, at New York 17      1987 — at New York 30, Seattle 14  
 981 — Seattle 19, at New York 3  
       at Seattle 27, New York 23

**TAMPA BAY**  
**Won 3, Lost 1**

1976 — at New York 34, Tampa Bay 0      1984 — at Tampa Bay 41, New York 21  
 1982 — at New York 32, Tampa Bay 17      1985 — at New York 62, Tampa Bay 28

**WASHINGTON**  
**Won 0, Lost 4**

1972 — Washington 35, at New York 17      1978 — at Washington 23, New York 3  
 1976 — Washington 37, at New York 16      1987 — at Washington 17, New York 16

**NEW YORK PAID ATTENDANCE 1960-88**

	Home	Avg.	Away	Avg.	Total	Avg.
1960	114,628	16,375	106,675	15,237	221,285	15,806
1961	106,619	15,231	131,232	18,747	237,851	16,989
1962	36,161	5,165	133,175	19,025	169,336	12,095
1963	103,550	14,792	137,156	19,594	240,706	17,193
1964	298,972	42,710	145,429	20,776	444,401	31,743
1965	384,144	54,877	228,018	32,574	612,162	43,726
1966	415,768	59,395	225,952	32,279	641,720	45,838
1967	437,036	62,433	273,092	39,013	710,128	50,723
1968	433,780	61,965	305,153	43,593	738,913	52,778
1969	440,442	62,917	304,331	43,476	744,753	53,197
1970	439,688	62,812	429,694	61,383	869,382	62,099
1971	441,099	63,014	391,895	55,985	832,994	59,500
1972	441,581	63,083	404,525	57,789	846,106	60,436
1973	366,874†	51,146	492,173	61,521	859,047	61,360
1974	426,977	60,997	458,454	65,493*	885,431	63,245
1975	427,741	61,106	444,450	63,493	872,191	62,299
1976	407,394	58,199	376,164	53,738	783,558	55,968
1977	378,356#	54,051	342,255	48,894	720,611	51,472
1978	452,810	56,601	446,441	55,805	899,251	56,203
1979	472,180	59,023	450,492	56,312	922,672	57,667
1980	471,854	58,982	497,275	62,159	969,129	60,571
1981	472,166	59,021	493,586	61,698	965,752	60,360
1982††	236,089	59,022	271,152	54,230	507,241	56,360
1983	472,104	59,013	498,746	62,343	970,850	60,678
1984##	615,128*	76,891*	463,056	57,882	1,078,184	67,387
1985	615,128*	76,891*	465,888	59,236	1,081,016	67,564
1986	615,128*	76,981*	522,400*	65,300	1,137,528*	71,096*
1987%%	615,128*	76,891*	439,451	62,779	1,054,579	70,305
1988	615,128*	76,891*	468,892	58,612	1,084,020	67,751

†Six home games      \*Jets Record  
 #Includes one game at Giants Stadium  
 ##Jets moved to Giants Stadium in 1984  
 ††9-game schedule played in 1982 (4 at Shea Stadium, 5 away)  
 %%15-game schedule played in 1987 (8 at Giants Stadium, 7 away)

**Largest Crowd**  
 85,703 ..... at Cleveland ..... Sept. 21, 1970

**Largest Home Crowd**  
 74,975 ..... Giants ..... Dec. 2, 1984

**Note: 16-game schedule began in 1978**

# NEW YORK PRESEASON RESULTS

1960-88

## 1960: Won 1, Lost 4

A 6	Los Angeles Chargers	L	7-27
A 13	Oakland Raiders	L	17-23
A 20	Dallas Texans	L	14-38
A 26	Houston Oilers	L	14-30
S 4	Buffalo Bills	W	52-31

## Coach: Sammy Baugh

Los Angeles
Sacramento, Calif.
Abilene, Tex.
Mobile, Ala.
Buffalo

## 1961: Won 1, Lost 3

A 5	Dallas Texans	L	28-39
A 10	Boston Patriots	L	3-14
A 19	Boston Patriots	W	17-7
A 25	Houston Oilers	L	20-30

## Coach: Sammy Baugh

Dallas
Boston
Philadelphia
Greenville, S.C.

## 1962: Won 0, Lost 4

A 4	Houston Oilers	L	27-33
A 12	Buffalo Bills	L	10-20
A 25	Boston Patriots	L	10-17
S 1	San Diego Chargers	L	9-14

## Coach: Clyde (Bulldog) Turner

Houston
New Haven, Conn.
Lowell, Mass.
San Diego

## 1963: Won 1, Lost 3

A 9	Houston Oilers	L	0-17
A 16	Buffalo Bills	L	8-23
A 23	Oakland Raiders	L	16-43
S 1	Boston Patriots	W	22-20

## Coach: Weeb Ewbank

Shreveport, La.
Buffalo
Oakland
New Brunswick, N.J.

## 1964: Won 4, Lost 1

A 8	Buffalo Bills	L	13-26
A 15	Boston Patriots	W	23-7
A 22	Boston Patriots	W	21-20
A 29	San Diego Chargers	W	34-6
S 5	Buffalo Bills	W	19-17

## Coach: Weeb Ewbank

Tampa, Fla.
Lowell, Mass.
New Brunswick, N.J.
Atlanta, Ga.
Kingston, Pa.

## 1965: Won 2, Lost 3

A 7	Houston Oilers	L	16-21
A 13	Boston Patriots	W	26-16
A 21	Buffalo Bills	L	14-30
A 28	Boston Patriots	W	17-0
S 2	Buffalo Bills	L	10-31

## Coach: Weeb Ewbank

Alexandria, Va.
Allentown, Pa.
New Brunswick, N.J.
Norfolk, Va.
Buffalo

## 1966: Won 4, Lost 0

A 13	Houston Oilers	W	16-10
A 20	Miami Dolphins	W	31-14
A 27	Buffalo Bills	W	34-17
S 1	Boston Patriots	W	41-3

## Coach: Weeb Ewbank

Birmingham, Ala.
Jacksonville, Fla.
Allentown, Pa.
Mobile, Ala.

## 1967: Won 2, Lost 3

A 4	Boston Patriots	W	55-13
A 12	Kansas City Chiefs	L	17-30
A 19	Philadelphia Eagles	L	19-34
A 26	Houston Oilers	W	13-7
A 31	Buffalo Bills	L	23-31

## Coach: Weeb Ewbank

Bridgeport, Conn.
Birmingham, Ala.
Cincinnati, Ohio
Charlotte, N.C.
Mobile, Ala.

## 1968: Won 3, Lost 2

A 12	Houston Oilers	L	14-28
A 17	Boston Patriots	W	25-6
A 24	Atlanta Falcons	W	27-12
A 30	Cincinnati Bengals	L	9-13
S 7	Detroit Lions	W	9-6

## Coach: Weeb Ewbank

Houston
Richmond, Va.
Birmingham, Ala.
Memphis, Tenn.
Cleveland, Ohio

## 1969: Won 3, Lost 3

A 1	College All-Stars	W	26-24
A 9	St. Louis Cardinals	L	6-13
A 17	Giants	W	37-14
A 25	Oakland Raiders	L	6-24
A 30	Minnesota Vikings	W	24-21
S 6	Dallas Cowboys	L	9-25

## Coach: Weeb Ewbank

Chicago, Ill.
St. Louis
New Haven, Conn.
Oakland
Winston-Salem, N.C.
Dallas

## 1970: Won 3, Lost 3

A 8	Buffalo Bills	W	33-10
A 15	Atlanta Falcons	L	7-33
A 23	Giants	L	24-28
A 30	Minnesota Vikings	L	21-52
S 5	New Orleans Saints	W	27-14
S 13	Dallas Cowboys	W	29-21

## Coach: Weeb Ewbank

Birmingham, Ala.
Winston-Salem, N.C.
New Haven, Conn.
Bloomington
New Orleans
Dallas

## 1971: Won 2, Lost 4

A 7	Detroit Lions	L	24-28
A 14	Oakland Raiders	L	20-14
A 22	Giants	W	27-14
A 30	Kansas City Chiefs	L	16-21
S 4	Pittsburgh Steelers	L	21-35
S 10	New England Patriots	W	38-9

## Coach: Weeb Ewbank

Tampa, Fla.
Oakland
New Haven, Conn.
Kansas City
Cleveland, Ohio
Memphis, Tenn.

## 1972: Won 2, Lost 2, Tied 2

A 5	San Francisco 49ers	W	17-10
A 12	Pittsburgh Steelers	L	3-22
A 20	Giants	T	31-31
A 26	Dallas Cowboys	L	27-34
S 2	Atlanta Falcons	W	9-3
S 9	San Diego Chargers	T	20-20

## Coach: Weeb Ewbank

Jacksonville, Fla.
Seattle, Wash.
New Haven, Conn.
Dallas
Atlanta
San Diego

## 1973: Won 4, Lost 2

A 3	Houston Oilers	W	16-13
A 11	San Francisco 49ers	W	34-14
A 19	Giants	L	30-45
A 25	St. Louis Cardinals	L	10-13
S 1	New Orleans Saints	W	28-17
S 8	Philadelphia Eagles	W	16-13

## Coach: Weeb Ewbank

Houston
Tampa, Fla.
New Haven, Conn.
St. Louis
New Orleans
Tampa, Fla.

<b>974: Won 2, Lost 4</b>			<b>Coach: Charley Winner</b>		
3	Denver Broncos	W	41-19	.....	Denver
10	San Diego Chargers	L	14-20	(OT)	San Diego
17	Giants	L	13-21	.....	New Haven, Conn.
23	St. Louis Cardinals	W	20-7	.....	St. Louis
31	New Orleans Saints	L	7-24	.....	New Orleans
7	Oakland Raiders	L	6-31	.....	Berkeley, Calif.
<b>975: Won 4, Lost 1</b>			<b>Coach: Charley Winner</b>		
9	Minnesota Vikings	W	20-15	.....	Phoenix, Ariz.
16	St. Louis Cardinals	W	14-13	.....	St. Louis
24	Giants	L	20-21	.....	New Haven, Conn.
30	Atlanta Falcons	W	16-13	.....	Atlanta
7	Washington Redskins	W	35-31	.....	Washington, D.C.
14	New England Patriots				Cancelled
<b>976: Won 1, Lost 5</b>			<b>Coach: Lou Holtz</b>		
31	St. Louis Cardinals	L	12-13	.....	St. Louis
11	Giants	L	14-16	.....	Yankee Stadium
13	Oakland Raiders	L	17-41	.....	Yankee Stadium
21	Houston Oilers	W	27-24	.....	Houston
28	Washington Redskins	L	7-38	.....	Yankee Stadium
4	Pittsburgh Steelers	L	6-41	.....	Pittsburgh
<b>977: Won 3, Lost 4</b>			<b>Coach: Walt Michaels</b>		
30	Chicago Bears	L	6-20	.....	Canton, Ohio
5	Philadelphia Eagles	L	3-21	.....	Giants Stadium
13	Atlanta Falcons	W	17-2	.....	Atlanta
20	Pittsburgh Steelers	L	13-26	.....	Giants Stadium
27	New Orleans Saints	W	20-14	.....	New Orleans
4	Giants	W	10-0	.....	Giants Stadium
9	Washington Redskins	L	7-14	.....	Washington
<b>978: Won 2, Lost 2</b>			<b>Coach: Walt Michaels</b>		
7	Atlanta Falcons	L	17-20	.....	Giants Stadium
12	Giants	W	27-23	.....	Giants Stadium
19	San Diego Chargers	W	23-10	.....	San Diego
25	Philadelphia Eagles	L	0-14	.....	Philadelphia
<b>979: Won 2, Lost 2</b>			<b>Coach: Walt Michaels</b>		
4	Chicago Bears	L	14-27	.....	Chicago
12	Houston Oilers	W	26-14	.....	Houston
17	Pittsburgh Steelers	L	14-27	.....	Giants Stadium
25	Giants	W	14-6	.....	Giants Stadium
<b>980: Won 2, Lost 2</b>			<b>Coach: Walt Michaels</b>		
10	Chicago Bears	L	9-21	.....	Giants Stadium
15	Philadelphia Eagles	L	13-28	.....	Philadelphia
23	Pittsburgh Steelers	W	20-13	.....	Pittsburgh
30	Giants	W	32-7	.....	Giants Stadium
<b>981: Won 3, Lost 1</b>			<b>Coach: Walt Michaels</b>		
7	Denver Broncos	W	33-7	.....	Denver
15	Atlanta Falcons	L	20-21	.....	Atlanta
22	Giants	W	37-24	.....	Giants Stadium
29	Philadelphia Eagles	W	14-3	.....	Giants Stadium
<b>982: Won 1, Lost 3</b>			<b>Coach: Walt Michaels</b>		
12	Green Bay Packers	L	19-21	.....	Green Bay
22	Houston Oilers	W	33-16	.....	Houston
28	Giants	L	10-22	.....	Giants Stadium
4	Denver Broncos	L	13-20	.....	Giants Stadium
<b>983: Won 2, Lost 2</b>			<b>Coach: Joe Walton</b>		
7	Giants	L	16-23	.....	Giants Stadium
13	Los Angeles Raiders	W	20-17	.....	Giants Stadium
18	Cincinnati Bengals	W	20-17	(OT)	Cincinnati
27	New Orleans Saints	L	10-17	.....	New Orleans
<b>984: Won 1, Lost 3</b>			<b>Coach: Joe Walton</b>		
4	Cincinnati Bengals	L	15-21	.....	Giants Stadium
11	Houston Oilers	L	17-36	.....	Houston
18	Giants	L	14-20	.....	Giants Stadium
24	Los Angeles Raiders	W	20-14	.....	Los Angeles
<b>985: Won 1, Lost 3</b>			<b>Coach: Joe Walton</b>		
10	Philadelphia Eagles	L	17-37	.....	Giants Stadium
17	at Cincinnati	L	20-24	.....	Cincinnati
24	at Giants	L	31-34	(OT)	Giants Stadium
31	at Green Bay	W	30-20	.....	Green Bay
<b>986: Won 2, Lost 2</b>			<b>Coach: Joe Walton</b>		
9	at Green Bay	L	14-38	.....	Madison, Wis.
16	Cincinnati	W	28-17	.....	Giants Stadium
23	at Giants	L	16-20	.....	Giants Stadium
28	at Philadelphia	W	37-30	.....	Philadelphia
<b>987: Won 2, Lost 2</b>			<b>Coach: Joe Walton</b>		
15	Philadelphia	W	13-10	.....	Giants Stadium
22	at Tampa Bay	L	27-29	.....	Tampa
29	Giants	W	30-21	.....	Giants Stadium
4	at San Diego	L	30-6	.....	San Diego
<b>988: Won 1, Lost 3</b>			<b>Coach: Joe Walton</b>		
6	Philadelphia	L	12-23	.....	Philadelphia
13	Giants	L	21-23	.....	Giants Stadium
18	Cleveland	W	11-7	.....	Montreal, Canada
27	Green Bay	L	24-27	.....	Madison, Wis.

# NEW YORK ALL-TIME RECORD

(Regular Season Games Only)

	Won	Lost	Tied	Pct.
AFL (1960-69) .....	69	65	6	.514
AFC (1970-88) .....	98	122	2	.445
AFC East .....	70	77	1	.476
AFC Central .....	12	26	0	.316
AFC West .....	14	19	1	.424
NFC (1970-88) .....	26	34	0	.433
NFC East .....	4	17	0	.190
NFC Central .....	13	7	0	.650
NFC West .....	9	10	0	.474
NFL (1970-88) .....	122	156	2	.439
<b>OVERALL RECORD</b>				
(1960-88) .....	191	221	8	.464

## PRESEASON SERIES RECORDS

Overall: Won 61, Lost 76, Tied 2

Vs. NFC: Won 29, Lost 37, Tied 1

	Won	Lost	Tied	Last Meeting
Atlanta Falcons .....	4	3	0	1981
Buffalo Bills .....	4	3	0	1970
Chicago Bears .....	0	3	0	1980
Cincinnati Bengals .....	2	3	0	1986
Cleveland Browns .....	1	0	0	1988
College All-Stars .....	1	0	0	1969
Dallas Cowboys .....	1	2	0	1972
Denver Broncos .....	2	1	0	1982
Detroit Lions .....	1	1	0	1971
Green Bay Packers .....	1	3	0	1988
Houston Oilers .....	6	7	0	1984
*Kansas City Chiefs .....	0	4	0	1971
Miami Dolphins .....	1	0	0	1966
Minnesota Vikings .....	2	1	0	1975
New England Patriots .....	0	2	0	1971
New Orleans Saints .....	3	2	0	1983
Giants .....	8	11	1	1988
Los Angeles Raiders .....	2	6	0	1984
Philadelphia Eagles .....	4	6	0	1988
Pittsburgh Steelers .....	1	5	0	1980
Phoenix Cardinals .....	2	3	0	1976
**San Diego Chargers .....	2	4	1	1987
San Francisco 49ers .....	2	0	0	1973
Tampa Bay Buccaneers .....	0	1	0	1987
Washington Redskins .....	1	2	0	1977

\*Includes two losses to Dallas Texans

\*\*Includes one loss to Los Angeles Chargers

## EWBANK, NAMATH & MAYNARD — HALL OF FAMERS

Weeb Ewbank, who guided the Jets for more than a decade, was inducted into the Pro Football Hall of Fame on July 29, 1978. Joe Namath, his QB, joined him in the Hall on Aug. 3, 1985 and Don Maynard, his top WR, entered on Aug. 8, 1987.

The former Jets' (1963-73) and Colts' (1954-62) head coach achieved a distinction that will never be matched—the only coach to win world championships in both leagues. Weeb led the NFL champion Colts team in 1958-59. He joined the Jets in 1963 and developed the team that shocked the Colts in Super Bowl III.

Namath, the Jets' all-time passing leader with 1,886 of 3,762 for 27,663 and 173 TDs, was a Pro Bowl selection 5 times and first QB to pass for more than 4,000 yards (1967 in 14-game season). He was MVP in Super Bowl III victory.

Maynard (633-11, 834-88 TDs) has the 2nd most yardage and TD catches in NFL history and still holds the NFL mark for 100-yard games with 50. A 4-time All-Star pick, his most memorable game was his 6-118-2 TDs in the 1968 AFC Championship over Oakland to put the Jets in the Super Bowl.

# HISTORICAL HIGHLIGHTS OF THE NEW YORK JETS

## 1959

**ORGANIZED**—First organizational meeting held in Chicago under the leadership of Lamar Hunt of Dallas. Charter franchise granted to NY and Larry Wismer; Dallas, LA, Minneapolis, Denver and Houston (Aug. 14).

**FIRST DRAFT**—Player selection through 33 rounds. Draft by position. New York took George Izo, QB, Notre Dame (Nov. 22).

**DIVISIONS**—Eastern Division set up with Boston, Buffalo, Houston, New York; Western—Dallas, Denver, Los Angeles, Oakland.

**BAUGH TO COACH**—Wismer hires Sammy Baugh as the first coach of the N.Y. Titans at \$28,000 a year (Dec. 18).

## 1960

**MAYNARD SIGNS**—Don Maynard, flanker from Texas Western, becomes the first Titan to sign a contract. He came as a free agent from Canada.

**HOME FIELD**—Wismer gains access to the Polo Grounds for home Titan games. Titans' colors were blue and gold.

**TV PACT**—Wismer completes five-year pact with ABC to televise AFL games. First year fee was \$1,785,000 (June 9).

**FIRST LEAGUE GAME**—Titans open play at Polo Grounds, beating Buffalo 7-0 in the rain, 27-3. Attendance was 10,200 (5,727 paid) (Sept. 11).

**FIRST SEASON**—Titans break even at 7-7 (second place), drawing 221,285 for 14 games.

## 1961

**1961 SEASON**—Titans finished at 7-7 again, good for third place.

**DRAFT FOR 1962**—Sandy Stephens, QB, Minnesota, drafted first by Titans (Dec. 2).

## 1962

**NEW COACH**—Clyde (Bulldog) Turner named by Harry Wismer to succeed Sammy Baugh.

**COACHING CONFLICT**—Harry Wismer agrees to pay off Baugh's contract and keep Turner as the coach.

**NEW QB**—Wismer signs Lee Grosscup just before opening game. He directed a 27-17 victory over Oakland (Sept. 9).

**FINANCIAL TROUBLE**—Wismer unable to meet his payroll and the AFL assumed the costs of running the club until the end of the season (Nov. 8).

**ATTENDANCE**—Team drew only 36,161 for seven home games, finished last at 5-9.

## 1963

**NEW OWNERSHIP**—A five-man syndicate composed of David A. (Sonny) Werblin, Townsend B. Martin, Leon Hess, Donald C. Lillis and Philip H. Iselin purchased the New York franchise for \$1-million (March 28).

**EWBANK CHOSEN & TITANS TO JETS**—Weeb Ewbank, who had been released by Baltimore, was named head coach of the team. On the same day the new owners changed the name from Titans to Jets (April 15).

**ASSISTANT COACHES**—Ewbank designated Clive Rush, Walt Michaels, J.D. Donaldson and Chuck Knox as his assistant coaches. George Sauer, Sr., retained as head talent scout.

**TRAINING CAMP**—Jets move to Peekskill, N.Y., for their first training camp.

**OPENING GAME**—Boston upended Jets 38-14 in the opener at Boston College (Sept. 8).

**FIRST VICTORY**—Jets won first game under new ownership as they defeated Houston 24-17 at the Polo Grounds in the home opener. Marshall Starks set AFL record with 97-yard TD return of a missed field goal (Sept. 22).

**CANCELLED GAMES**—AFL calls off game on day of national mourning for President John F. Kennedy (Nov. 24).

**SNELL DRAFTED**—The Jets made Matt Snell, RB, Ohio State, their number one draft choice. Snell also drafted by the Giants. Snell became the first number one to sign with the N.Y. team. Also signing were Dave Herman and Mike Taliaferro, both drafted by Jets and Giants, and high draft choices Gerry Philbin and Ralph Baker.

**SHUTOUT**—Jets record first shutout in their history, a 17-0 blanking of Kansas City at the Polo Grounds (Dec. 1).

**THE SEASON**—The Jets finished last (5-8-1) but were successful at the box office, drawing 103,550 for seven games.

## 1964

**TRADE**—Jets and Denver complete historic nine-player deal. Jets sent Dick Guesman, Ed Cooke, Charlie Janerette, Jim Price and Sid Fournet to Denver for Gene Prebola, Wahoo McDaniel, Gordy Holtz and Bob Zeman (January).

**TV PACT**—AFL and NBC announced a 5-year TV contract calling for \$36,000,000 starting with the 1965 season (Jan. 29).

**NEW HOME**—Jets moved into Shea Stadium, beating Denver 30-6, before an record crowd of 45,665. Jets' Gene Heeter scored the first Shea TD (Sept. 12).

**SNELL RECORD**—Matt Snell rushes for 180 yards, a club record, as Jets topple Houston 24-21 at Shea (Oct. 17).

**FIRST SELLOUT**—60,300 sat in at Shea to see Buf. stop the Jets 20-7 (Nov. 8)  
**TRADE RIGHTS**—Jets trade rights to Jerry Rhome to Houston in return for a number one draft choice.  
**NAMATH DRAFTED**—Using their pick gained from Houston, the Jets drafted Alabama QB Joe Namath.  
**SNELL HONORED**—Matt Snell was named the AFL's Rookie of the Year. Snell gained 948 yards and caught 56 passes (Dec. 17).

## 1965

**NAMATH SIGNS**—The day after the Orange Bowl, Joe Namath signed a Jets contract for a reported \$427,000 (Jan. 2).  
**HURATE SIGNS**—Heisman Trophy winner John Huarte of Notre Dame signed a Jets' contract estimated to be worth \$200,000, giving the Jets over one-half million dollars worth of QB talent within a week (Jan. 9).  
**NAMATH OPERATION**—Twenty-three days after signing, Joe Namath entered Lenox Hill Hospital to undergo an operation for cartilage and ligament damage in his right knee (Jan. 25).  
**ROOKIE GAME**—Joe Namath plays in his first professional game as the Jets rookies beat the Patriot rookies at Lowell, Mass. (July 28).  
**FIRST APPEARANCE**—After sitting on the bench for the opener, Namath entered the second quarter vs. Kansas City (Sept. 18).  
**FIRST START**—Joe Namath starts his first game (third of the year for Jets) and throws 19-40-287 yards and 2 TDs, but Jets lose 33-21 to Bills (Sept. 26).  
**NAMATH HONORED**—Joe Namath was named the AFL's Rookie of the Year. Namath completed 164-340-2,220 yards with 18 TDs and 15 int.

## 1966

**ALL-STAR GAME**—With Joe Namath at the helm, the AFL All-Stars beat Buffalo 30-19. Namath named MVP (Jan. 15).  
**EXPANSION DRAFT**—Jets lose Wahoo McDaniel, Willie West, Mike Hudock and LaVerne Torczon to Miami Dolphins in the expansion draft (Jan. 16).  
**AFL-NFL MERGER**—Representatives of the AFL and NFL agreed to merge and play a world championship game following the 1966 season. Pete Rozelle named commissioner (June 8).  
**SPOILERS**—Jets close season at Shea, whipping the Patriots 38-28 to knock Boston out of the Eastern Division title (Dec. 17).

## 1967

**BUFFALO JINX**—Ignoring a 17-0 deficit, Buffalo stormed back in the second half to defeat the Jets 20-17 in the season opener. Matt Snell and Cornell Gordon sidelined with knee injuries (Sept. 10).  
**BOOZER HURT**—Emerson Boozer was lost to the team with torn ligaments in his knee at Kansas City. Boozer was on his way to a pro TD record with 10 rushing and 3 receiving at the time (Nov. 5).  
**WINNING CAMPAIGN**—Jets beat Boston 29-24 to clinch their first winning season in history (Nov. 19).  
**ELUSIVE TITLE**—Jets lost to Oakland 38-29 on the West Coast and saw their chances for a title evaporate. Houston beat Miami the next Saturday to clinch the crown (Dec. 24).  
**RECORD PERFORMANCE**—Joe Namath passes for 343 yards to finish season with 4,007 yards, the only pro to go over the 4,000-yard mark in a 14-game season (Dec. 24).  
**ATTENDANCE**—Jets set AFL attendance record with 437,036 for seven games. All home games were sold out.

## 1968

**EXPANSION DRAFT**—Solomon Brannan, Jim Wasklewicz, Pete Perreault and John Matlock go to Cincinnati.  
**WERBLIN LEAVES**—Jet partners Don Lillis, Leon Hess, Townsend Martin and Phil Iselin bought out Sonny Werblin and Lillis assumed the presidency (May 21).  
**TRAINING CAMP**—Jets relocated their camp at Hofstra University in Hempstead, L.I.  
**ANOTHER LEADERSHIP CHANGE**—On July 23 Don Lillis passed away, leaving the Jets without a president. Shortly afterwards, Philip Iselin was appointed president and Mrs. Helen Springborn, Lillis' daughter, joined the board of directors (Aug. 6).  
**SEASON OPENER**—Jets control the ball for the final 5:56 of the game as they defeat Kansas City 20-19 in the opener (Sept. 15).  
**HOME OPENER**—Jets come home after three road games and defeat San Diego 23-20 on Boozer's last minute touchdown. An AFL record crowd of 63,786 sat in (Oct. 5).  
**STORYBOOK TALE**—"Heidi" became a part of the nation's sporting vocabulary when last 1:05 of key Jet-Oakland game was cut off the air to permit children's special to begin on time. Raiders scored twice in last 42 seconds to win, 43-32. Jets took 32-29 lead at 1:05 (Nov. 17).  
**ALL-PROS**—Joe Namath, George Sauer and Gerry Philbin named to the AFL-NFL all-pro team. Thirteen Jets named to the AFL All-Star squad.  
**CHAMPIONSHIP GAME**—Jets defeat Oakland 27-23 for their first AFL title before 62,627 at Shea. Joe Namath passes for three TDs (two to Don Maynard, one to Pete Lammons) (Dec. 29).

## 1969

**UPER BOWL III**—Jets become the first AFL team to win the Super Bowl,ounding out a 16-7 victory over the Baltimore Colts at Miami's Orange Bowl. Weeb Ewbank becomes first coach to win world title in both leagues. Namathosen Super Bowl MVP (Jan. 12).

**NAMATH HONORS**—Joe Namath reaped a harvest of awards. AFL MVP, Ickok Belt winner, George Halas Award as the Most Courageous Pro Player, ro Player of the Year.

**COACHING SHUFFLE**—Clive Rush, chief offensive assistant to Ewbank,aves the Jets to become head coach of the Boston Patriots (Jan. 30).

**FRONT OFFICE RE-ALIGNMENT**—George Sauer, head talent scout, leaves o become Boston's general manager (Feb. 11).

**RE-ALIGNMENT**—Baltimore, Cleveland and Pittsburgh join the AFL clubs to complete the merger of the two leagues. Jets placed in East with Baltimore,oston, Buffalo, Miami (May 17).

**NAMATH RETIRES**—Joe Namath announces his retirement from pro football o dispute over his ownership of Manhattan bar Bachelors III (June 6).

**RETIREMENT ENDED**—Joe Namath announces sale of Bachelors III and omes out of retirement (July 18).

**ALL-STAR GAME**—Jets defeat College All-Stars 26-24, becoming the first AFL team to play in the Chicago classic (Aug. 1).

**CROSSTOWN RIVALS**—Jets beat Giants 37-14 in first meeting between the wo New York teams. Namath throws three TD passes and Mike Battle returns punt 86 yards for a score (Aug. 17).

**WINX BROKEN**—Jets defeat Buffalo 33-19 to record their first victory at Buffalo since becoming Jets. Weeb Ewbank gets his 100th victory as a head oach (Sept. 14).

**SECOND DIVISION CROWN**—Jets defeat Houston 34-26 in Houston to win heir second Eastern Division title (Dec. 6).

**PLAYOFF GAME**—Kansas City takes its first step toward the Super Bowl by beating New York 13-6 in the interdivisional AFL playoffs (Dec. 20).

**ALL-PRO**—Joe Namath voted the all-pro (NFL-AFL) quarterback by league oaches for the second year in a row. Joining him on all-pro squads were Winston Hill and Matt Snell (Dec. 22).

**ALL-TIME AFL TEAM**—Weeb Ewbank named the all-time coach of the AFL and Joe Namath, Don Maynard and Gerry Philbin chosen to the all-time AFL eam selected by the Hall of Fame.

## 1970

**PLAYERS STRIKE**—NFLPA strikes pro football camps, leaving the Jets with only rookies as full training camp was supposed to open (July 19).

**STRIKE SETTLED**—Veterans report to camp after missing three weeks due to the strike (Aug. 3).

**OPENER**—Jets open up the 1970 season against new AFC rival, Cleveland, losing 31-21 in Monday night TV inaugural (Sept. 21).

**NAMATH EXITS**—In the first meeting between the Colts and Jets since 1969 Super Bowl, Joe Namath fractured his right wrist and was sidelined for the year (Oct. 18).

**NEW YORK RIVALS**—The Jets and Giants met in the first regular season game between the two intra-city squads. The Giants came back for a 22-10 win before a Shea Stadium record crowd of 63,903 (Nov. 1).

**UPSETS**—Behind Al Woodall's quarterbacking and the top AFC defense, the Jets upset the powerful Rams and Vikings within a three-week span, topping two of the NFC's leading contenders (Nov. 15, Nov. 29).

## 1971

**SAUER RETIRES**—The Jets' all-pro wide receiver, George Sauer, a five-year veteran, announced his retirement (April 16).

**BIGGS DEPARTS**—Weeb Ewbank had a player exercise his option for the first time ever as Verlon Biggs, DE, signed with Washington. The Redskins sent two draft choices as compensation (June 10).

**NAMATH HURT**—For the second time in as many seasons, Joe Namath was forced out of the lineup. This time he was hurt in first preseason game trying to make a tackle on a fumble runback and underwent surgery on his left knee immediately (Aug. 7).

**NAMATH RETURNS**—Joe Namath, on the sidelines for 19 straight regular season games, made his return in the second quarter against San Francisco and tossed for 358 yards and three TD passes as the Jets barely fell to the 49ers, 24-21 (Nov. 28).

## 1972

**NAMATH SPARKLES**—Joe Namath had his finest day, throwing for 496 yards and six touchdowns as the Jets defeated Baltimore 44-34. Namath and John Unitas set an NFL combined record for passing yardage—872 (Sept. 24).

**RUSHING MARK**—Jets set club rushing record of 333 yards as team defeated Patriots 41-13. John Riggins (168 yards) and Emerson Boozer (150) became first tandem in history to hit the 150-yard mark in a game (Oct. 15).

**MAYNARD MARK**—Don Maynard became pro football's all-time receiving leader with his 632nd career catch. The historic grab came in the fourth quarter at Oakland. Namath passed for 403 yards, but Jets were eliminated from race (Dec. 11).

## 1973

**WINNER HIRED**—Charley Winner, former head coach of St. Louis, is named to succeed Weeb Ewbank as head coach of the Jets, starting with the 1973 season. Winner serves as an assistant coach under Ewbank for 1973 (Feb. 1).  
**JETS EVICTED FROM HOME**—Due to World Series games, the Jets were forced to play their first six games on the road, including moving the Pittsburgh game to Three Rivers Stadium. This left the Jets with only six games for the home fans (Oct. 21).

**EWBANK-O.J.**—Weeb Ewbank's last game after 11 years as Jets' head coach but Buffalo's O.J. Simpson provided the fireworks as the Jets finished out a 4-10. Simpson broke the NFL season rushing mark with a 200-yard afternoon and wound up with 2003 for the year (Dec. 16).

## 1974

**PLAYER STRIKE**—Jets open training camp with 31 rookies and one veteran as the NFLPA strike begins (July 9).

**PRESEASON OPENS**—Playing with a team composed mainly of rookies, the Jets defeated Denver 41-19 in the opening preseason game. John Jones was at QB (Aug. 3).

**TRAINING CAMP**—Jets took occupancy of their new training center in Hempstead, N.Y. The center contains coaches' offices, players' quarters and full practice facilities (Sept. 3).

**NEW HAVEN VICTORY**—After going 1-7 over the first part of the year, the Jets snapped their slump with a tingling 26-20 overtime victory over the Giants at Yale Bowl. Joe Namath threw six yards to Emerson Boozer for the winning points (Nov. 10).

**EWBANK RESIGNS AS VP**—Weeb Ewbank announces that he will retire as vice president of the Jets at the end of the season (Nov. 12).

**VICTORY BINGE**—Jets close out the season with six consecutive victories to provide a 7-7 season. Included in the streak were upsets over playoff-bound Miami and Buffalo.

## 1975

**DRAFT**—Jets traded their number one pick for DE Billy Newsome of New Orleans (Jan. 28).

**GENERAL MANAGER NAMED**—Al Ward, vice president of the Dallas Cowboys, was named Jets' general manager to succeed Weeb Ewbank who had retired (Feb. 13).

**NAMATH SIGNS**—Joe Namath turned down a reported multi-million dollar WFL contract to sign a two-year contract with Jets (July 30).

**GAME STRUCK**—The final preseason game between the Jets and New England was canceled when the Patriots' players went on strike (Sept. 14).

**JETS STRIKE**—The New York Jets' players voted to support the New England players' strike and walked out of camp the week of the opener against Buffalo (Sept. 16).

**PLAYERS RETURN**—Jets' players returned as strike was settled (Sept. 18).

**EMPEROR HIROHITO**—His Majesty, Emperor Hirohito of Japan, attends home opener and watches Jets defeat Patriots 36-7 (Oct. 5).

**WINNER FIRED**—Charley Winner was dismissed as head coach after the Jets lost six games in a row and were in the AFC East cellar with a 2-7 record. Ken Shipp, the offensive coordinator, was named interim head coach (Nov. 19).

**RIGGINS 1,000 YARDS**—John Riggins became the first Jet in history to gain 1,000 yards as he reached 1,005 vs. Dallas in season finale (Dec. 21).

## 1976

**HOLTZ NAMED COACH**—Lou Holtz, who had a successful four years at North Carolina State, was named head coach. He signed a five-year contract (Feb. 10).

**DRAFT**—Jets tab another Alabama quarterback as their number one pick, selecting Richard Todd (April 8).

**ISELIN CARDIAC ARREST**—Jets' president Phil Iselin suffered a cardiac arrest while attending Jets game at Denver (Sept. 19).

**HOLTZ RESIGNS**—Lou Holtz, deciding that he wasn't right for the pros, resigns with one game to go and returns to college coaching job. Mike Holovak was named interim coach for final game (Dec. 9).

**NAMATH LAST GAME**—Joe Namath started what was to be his final game as a Jet against Cincinnati (Dec. 12).

**ISELIN DIES**—Phil Iselin, who led the Jets for eight years, suffered a fatal heart attack while at his office (Dec. 28).

## 1977

**MICHAELS HEAD COACH**—Veteran defensive coach Walt Michaels was named head coach, signing a three-year contract. Leon Hess was named acting president (Jan. 5).

**PLAYER AGREEMENT**—The NFL and the NFL Players Association agreed on a contract for the first time in three years. The contract extends five years and contains a modified draft (March 1).

**NAMATH WAIVED**—Joe Namath, symbol of the Jets for 12 years, was granted his freedom as he was placed on waivers when a special trade attempt with Los Angeles was unsuccessful (April 1, became final April 12). Namath signed as free agent with Rams on May 12.

**ETS WIN EARLY ACCESS TO SHEA**—After a two-month court struggle, the Jets were guaranteed two September games in Shea Stadium, one on either the first or second date of the NFL season, plus two games in October. The agreement was for each of the remaining six years of the Jets' lease with the City, beginning in 1978. State Supreme Court Justice Harold Baer also allowed the Jets to play two preseason games plus their 1977 home opener at Giants Stadium in the Meadowlands (May 26).

**ENSIL NAMED PRESIDENT**—Jim Kensil, executive director of the NFL since 1968, was named president and chief operating officer of the Jets. Leon Hess, who had served as acting president, became chairman of the board and chief executive officer for corporate matters (June 6).

**WARD RESIGNS**—Al Ward, Jets' general manager since 1975, resigned (Dec. 2). He became assistant to the president of the AFC (April, 1978).

## 1978

**WBANK NAMED TO HALL OF FAME**—Weeb Ewbank, who guided the Jets from 1963-73 and was the only coach to win world championships in both the IFL and AFL, was selected to the Pro Football Hall of Fame (Jan. 23).

**NAMATH RETIRES**—Joe Namath announced his retirement.

**ETS CHANGE LOGO AND UNIFORM**—For the first time since 1963, the Jets changed their uniform design. The team also adopted a new logo and changed the helmet to green (Feb. 27).

**ETS WIN FIRST DEBUT SINCE 1972**—Opening the season at home for the first time since 1964, the Jets upset Miami, 33-20, behind Richard Todd's three TD passes. It was the first Jets' opening-day win in seven years (Sept. 3).

**WALKER SELECTED TO PRO BOWL**—Wide receiver Wesley Walker became the first Jet since 1975 to be chosen for the AFC-NFC Pro Bowl (Dec. 14).

**ETS FINISH WITH MOST WINS SINCE 1969**—The Jets closed with an 8-8 record, the most wins in 10 years and the best record since 1974 (Dec. 17).

**MICHAELS PICKED COACH OF THE YEAR**—Walt Michaels, who kept the youngest team in the NFL in playoff contention for 15 games, was named AFC Coach of the Year by UPI and the Pro Football Writers of America.

## 1979

**FIRST MONDAY NIGHT TV GAME FROM NEW YORK AREA**—The Jets defeated the Vikings, 14-7, at Shea Stadium in the first Monday night television game to originate from the New York City area (Oct. 15).

**JETS CLOSE WITH THREE STRAIGHT WINS**—The Jets defeated AFC East rivals Baltimore, New England and Miami in the final three games of the year to finish 8-8.

## 1980

**MATT ROBINSON TRADED TO DENVER**—Backup quarterback Matt Robinson was traded to Denver for the Broncos' first and second round picks in the 1980 draft plus quarterback Craig Penrose (Feb. 1).

**DRAFT**—Jets made bold trade to move up to second spot in first round and picked Johnny "Lam" Jones, wide receiver from Texas. New York swapped its two first round choices (13th and 20th) to the 49ers for their first round position (April 29).

**TODD SETS NFL RECORD**—Richard Todd's 42 pass completions set an NFL record (60 attempts for 447 yards and 3 TDs) as the Jets dropped a 37-27 decision to San Francisco at Shea. In that game Clark Gaines set an AFC record (2nd in the NFL books) with 17 pass receptions (Sept. 21).

## 1981

**OWNERSHIP SHARES CHANGE**—Townsend B. Martin sold his 25% interest in the team to Leon Hess. Hess assumed 75% ownership in the club, while Helen Dillon remained at 25% (Mar. 2).

**BRAGGING RIGHTS**—Jets defeat the Giants 26-7 at the Meadowlands to raise their record to 4-4-1 after an 0-3 start. The defense records 9 QB sacks and the only Giant score comes on a fumbled punt snap (Nov. 1).

**FIRST PLACE**—The Jets capture a share of first place with a stunning 16-15 win over Miami at Shea. Playing with a broken rib and sprained ankle, Richard Todd drove the Jets 77-yards in the final 2:44, hitting Jerome Barkum from 11-yards out with :16 remaining for the win (Nov. 22).

**JETS LAND FOUR IN PRO BOWL**—Representing the Jets at the Pro Bowl were Marvin Powell (for the third straight year), Joe Klecko and Mark Gastineau as starters, along with Joe Fields. Richard Todd is voted MVP by his teammates (Dec. 16).

**JETS CLINCH PLAYOFF SPOT**—With a 28-3 victory over Green Bay, the Jets finished with a 10-5-1 record and clinched their first playoff berth since 1969. The club added 9 more sacks to finish the season with 66, one shy of the NFL record, Joe Klecko and Mark Gastineau finish as the league leaders with 20½ and 20, respectively (Dec. 20).

**WILD-CARD PLAYOFF GAME**—After fighting back from a 24-0 deficit, the Jets' dreams died on the 11-yard line when Buffalo's Bill Simpson intercepted a pass on the 2-yard line with less than 10 seconds left. The Bills defeat the Jets 31-27 (Dec. 27).

## 1982

**KLECKO HURT**—Joe Klecko was lost for 14 weeks after suffering a ruptured patellar tendon in his knee in the fourth quarter of a 31-7 win at New England

(Sept. 19).

**PLAYERS STRIKE**—NFLPA strikes pro football following the second regular season game (Sept. 21).

**STRIKE SETTLED**—The NFL and NFLPA agree on a five year contract that ends the longest strike (57 days) in the history of professional sports. A abbreviated 9-game schedule and 16-team playoff format are agreed upon for the 1982 season (Nov. 16).

## 1983

**McNEIL LEADS NFL**—Freeman McNeil becomes the first Jet to lead the NFL in rushing as he finishes with 786 yards on 151 carries (5.2 avg.). The Jets finish the shortened season with a 6-3 record.

**PLAYOFF UPSET**—Freeman McNeil has the second best game in playoff history (202 yards rushing), and Darrol Ray sets a post season record with a 98-yard interception for a TD as the Jets upset the Bengals 44-17 in Cincinnati to mark their first playoff win in 14 years (Jan. 9).

**JETS ADVANCE**—Aided by two Lance Mehl interceptions in the final three minutes, the Jets advance to the AFC championship game after defeating the Raiders 17-14 in L.A. (Jan. 15).

**CHAMPIONSHIP GAME**—On an extremely muddy field at Miami's Orange Bowl, the Jets and Dolphins waged a defensive battle which ended with Miami on top, 14-0. A.J. Duhe was the hero of the game that saw 12 turnovers with three interceptions including a 35-yard return for the insurance TD (Jan. 23).

**COACHING CHANGE**—After six seasons as head coach, Walt Michaels announces his retirement. The next day, offensive coordinator Joe Walton is named head coach, and defensive coordinator Joe Gardi is promoted to assistant head coach (Feb. 9, 10).

**McNEIL HURT**—In a 27-24 OT win over the Rams, the Jets lost Freeman McNeil for 7 weeks with a separated shoulder (Sept. 25).

**JETS MOVE**—Citing Shea Stadium as "rundown, neglected and the NFL's poorest facility for athletes and spectators alike", the Jets announced their plans to move to the Meadowlands for the 1984 season. The Jets pledged to return to New York City if a first-class professional stadium is ready for occupancy starting in 1989 under a lease equitable to the city and the Jets (Oct. 6).

**LAST GAME AT SHEA**—The Jets drop a 34-7 decision to Pittsburgh in their final home game at Shea Stadium (Dec. 10).

**PRO BOWLERS, MVP**—Marvin Powell is voted to the Pro Bowl for the fifth straight year, while NFL sack leader Mark Gastineau and Joe Klecko are also chosen. Lance Mehl becomes the first defensive player since 1971 to be picked MVP by his teammates (Dec. 14).

## 1984

**OWNERSHIP SHIFT**—Leon Hess assumed full ownership of the team as Helen Dillon, a partner since 1968, sold her 25% interest in the club (Feb. 9).

**RICHARD TODD TRADED**—The Jets concluded a full week of trading by sending QB Richard Todd to New Orleans for a 1st round pick (15th overall) (Feb. 18). Earlier in the week, the Jets acquired a 2nd round draft choice by trading Abdul Salaam and Kenny Neil to San Diego (Feb. 13).

**MEADOWLANDS**—Jets moved into Giants Stadium in the Meadowlands, dropping a 23-17 decision to Pittsburgh in a nationally televised Thursday night game, despite a 97-yard KOR for a TD by Bobby Humphery (Sept. 6).

**JETS-GIANTS**—The Giants evened the regular season series between the two teams at two each with a 20-10 win. The loss overshadowed a fine performance by QB Ken O'Brien who finished with 28-40-351-1TD. Freeman McNeil, the AFC's leading rusher at the time, played the game with a broken rib which ended his season. McNeil finished with 1,070 yards rushing, the most ever by a Jet (Dec. 2).

**PRO BOWLERS, MVP**—Freeman McNeil is named MVP by his teammates for the 2nd time in addition to being voted to the Pro Bowl. Mark Gastineau leads the NFL in sacks for the 2nd straight year and is also named to the Pro Bowl (Dec. 13), where he earned MVP honors. Joe Klecko, named as an alternate, also plays in the game following an injury to Bob Baumhower.

## 1985

**NAMATH NAMED TO HALL OF FAME**—Joe Namath, who was MVP as the Jets became the first AFL team to win the Super Bowl in 1969, became the team's first player elected to the Pro Football Hall of Fame (Jan. 29). Namath, the Jets' all-time leading passer, also became the first Jet to have his number retired to go with this honor.

**NAMATH HONORED**—In an emotional halftime ceremony televised nationally on Monday night, Namath comes down from the announcers booth to have his number retired. The Jets also beat Miami 23-7 that night (Oct. 14).

**OFFENSIVE EXPLOSION**—The Jets scored the most points in club history while trouncing Tampa Bay 62-28. The team racked up 581 yards offense, while Ken O'Brien tossed 5 TD passes, 3 of those to Mickey Shuler.

**LONGEST PASS**—Ken O'Brien throws the longest pass in Jets' history, a 96-yard TD to Welsey Walker, in a 27-7 win at Buffalo (Dec. 8).

**FIVE TO PRO BOWL**—The Jets send five players to the Pro Bowl. Freeman McNeil, Joe Klecko, Mark Gastineau and Lance Mehl are voted in and Ken O'Brien, named as an alternate, also goes following an injury to Dan Marino.

O'Brien is also named MVP by his teammates (Dec. 18).

**PLAYOFF CLINCHER**—With a 37-10 victory over Cleveland, the Jets finished 5-5 and clinched their 3rd playoff spot in 5 years. Ken O'Brien becomes the 1st Jet QB to lead the NFL in passer ratings.

**WILD-CARD PLAYOFF**—Turnovers are the story as the Jets commit 4 costly mistakes while dropping a 26-14 decision to the eventual AFC champions, New England. The Patriots score the backbreaking TD in the 3rd quarter on a muffed kickoff returned for a TD. Ken O'Brien suffers a concussion and Pat Ryan comes on to play the 2nd half (Dec. 28).

## 1986

**OT THRILLER**—In one of the most memorable games in club history, the Jets topped Miami 51-45 in a wild OT contest. Ken O'Brien, who was 29-43-479-4 TDs, threw a perfect strike to Wesley Walker from 21 yards out on the final play of regulation to tie the score. In OT, Walker caught a club record 4th TD on a 3-yard bomb at the 2:35 mark. (Sept. 21).

**RECORD SETTER**—The Jets defense set a club record holding New England to 10-17 rushing in a 31-24 victory. Johnny Hector also set a team mark with 40 rushing attempts for 143 yards and 3 TDs. (Oct. 12).

**MEHL HURT**—Pro Bowl LB Lance Mehl was lost for the season after suffering knee injury during a 28-24 win over New Orleans (Oct. 26).

**WINNING STREAK, GASTINEAU HURT**—The Jets won a club record 9th consecutive game with a 31-16 decision over Indianapolis to improve to 10-1 in the season. The win was costly though as Mark Gastineau suffers a knee injury which forced him to miss the rest of the regular season. (Nov. 16).

**INJURIES MOUNT**—Injuries continued to be the story as the Jets lost Joe Klecko and Reggie McElroy to reconstructive knee surgery following a 45-24 loss to Pittsburgh. (Dec. 13).

**PRO BOWLERS, MVP**—Al Toon, who set a Jets' record for catches in a season with 85 to finish 2nd in the AFC, is voted MVP by his teammates in addition to being named a Pro Bowl selection. Also named to the Pro Bowl for the first time is Mickey Shuler (Dec. 17).

**WILD-CARD PLAYOFF WIN**—After ending the season with 5 straight defeats, Joe Walton named Pat Ryan as the starting QB for this playoff game, and the Jets won their first home playoff contest since 1968 with a 35-15 trouncing of Kansas City. The key play of the game was Ryan's 24-yard run on a QB draw in 4th and 6 to the 9-yard line in the 1st quarter. The Jets took the lead 2 plays later and it set the tone of the game. (Dec. 28).

## 1987

**DIVISIONAL PLAYOFF**—In one of the most disappointing losses in team history, the Jets lost a heartbreaking 23-20 decision in 2 OTs at Cleveland. The Jets opened a 20-10 lead with 4:14 left before the Browns mounted their comeback which tied the score. The Jets received a 2nd life in OT when Mark Mosely missed a 23-yard FG, but his 27-yard FG 2:02 into the 2nd OT sent Cleveland to the AFC championship game. The game was the 3rd longest in NFL history. (Jan. 3).

**MAYNARD VOTED IN HALL OF FAME**—Don Maynard became the second Jet player elected to the Pro Football Hall of Fame, joining his teammate Joe Namath along with their coach Weeb Ewbank. Maynard, who had the second most reception yardage in NFL history, also became the second Jet to have his number retired to go with the honor. (Jan. 27).

**LEAHY REACHES 1,000**—Scoring 7 points in an opening day 31-28 win at Buffalo, Pat Leahy becomes the 13th player in NFL history to register 1,000 points. (Sept. 13).

**PLAYERS STRIKE**—NFLPA strikes pro football following the Jets-New England Monday night game after the 2nd week of the season. (Sept. 22).

**REPLACEMENT GAMES**—The NFL cancelled week #3 and prepares to play the schedule with new players and veterans who wish to return. Fielding teams of replacement players, the Jets lose to Dallas 38-24 (Oct. 4) and at Indianapolis 6-0 (Oct. 11).

**PLAYERS RETURN**—The NFLPA sends the players back to work but miss the deadline for playing week #6 (Oct. 15). In the final week of replacement games, the Jets beat Miami 37-31 in OT at home with Pat Ryan throwing 4 TD passes. (Oct. 18).

**MAYNARD HONORED**—Flanked by fellow Jets' Hall of Famers Weeb Ewbank and Joe Namath, Don Maynard is presented his Hall of Fame ring and his number 13 is retired in a halftime ceremony (Nov. 1).

**TOON EXCELS**—Al Toon finished the season as the AFC's leading receiver and is named to a starting spot in the Pro Bowl. He also becomes the only Jet other than Joe Namath to be voted MVP by his teammates in consecutive seasons. (Dec. 23).

## 1988

**KLECKO WAIVED**—Joe Klecko, the only defensive player in NFL history to make the Pro Bowl at 3 different positions (DE, DT, NT), was waived/failed physical after the club recommended that he retire. He turned down an opportunity to join the coaching staff in his attempt to continue playing (Feb. 8).

**KENSIL RETIRES, GUTMAN NAMED PRESIDENT**—Jim Kensil took medical retirement after serving 11 seasons as team president. Steve Gutman, the

club's corporate treasurer and administrative manager since 1977, was named president to succeed Kensil. Leon Hess also announced that he would take a more active role in the operation of the club. (June 14).

**LOST LINEBACKERS**—The Jets lose 2 of their veteran LBs in training camp as former Pro Bowler Lance Mehl announces his retirement and Bob Crabtree injures his knee, undergoes reconstructive surgery, is lost for the year and retires after the season. (Aug.)

**GASTINEAU RETIRES**—Citing personal reasons, Mark Gastineau leaves the team in midseason and announces his retirement. The club places him on reserve/retired (Oct. 21).

**O'BRIEN STREAK**—In the 3rd quarter of a 17-10 win at Detroit, Ken O'Brien throws his first INT in 211 passing attempts, the 2nd longest streak in NFL history. (Sept. 25).

**BIG WIN IN MIAMI**—Despite Dan Marino passing for the 2nd highest yardage in NFL history (521 yards), the Jets beat the Dolphins in Miami with rookie FB Erik McMillan recording 3 INTs and returning 1 for a 55-yard TD (Oct. 23).

**BRAGGING RIGHTS**—The Jets beat the Giants 27-21 in the final game of the season to post a winning record in 1988 at 8-7-1 and in the process knocked the Giants out of the playoffs. Al Toon caught the winning 5-yard TD pass on Ken O'Brien 3rd down audible with only :37 left. (Dec. 18)

**LEAHY ENTERS TOP 10**—By scoring 112 points in 1988, Pat Leahy broke into the top 10 all-time NFL scorers and finished the year ranked 8th overall in league history with 1190 career points. (Dec. 18)

**HONORS**—Al Toon became the 1st Jet to lead the NFL in receptions and to also be voted team MVP in 3 consecutive years. He was named to the Pro Bowl along with Mickey Shuler, who was the AFC's leading receiver among TEs and Erik McMillan, who led the AFC with 8 INTs, and was named NFL Defensive Rookie of the Year. (Dec. 19).

---

## NOTES

# JETS' PLAYOFF HISTORY

## 1968 AFL CHAMPIONSHIP

DEC. 29, 1968 — SHEA STADIUM

NEW YORK 27, OAKLAND 23

The New York Jets climaxed their finest season in history (11-3) by scoring a 27-23 victory over Oakland. A title game record crowd of 62,627 at in on the chilly and windy proceedings at Shea Stadium and saw Joe Namath toss three touchdown passes.

Despite the fact that Namath attempted a record 49 passes, the Jets still mixed their attack. Matt Snell and Emerson Boozer gained 71 and 51 yards, respectively, behind fine blocking from the front line.

The Raiders carried the game down to the final minutes before Lamonica's lateral pass for Charlie Smith rolled free and was recovered by the Jets' Ralph Baker.

The victory gave head coach Weeb Ewbank the honor of being the only coach to win titles in both the NFL and AFL.

		NYJ	OAK
New York	10 3 7 7 — 27	First Downs	25 18
Oakland	0 10 3 10 — 23	Rushes-Yards	34-144 19-44
NYJ—	Maynard 14 pass from Namath (J. Turner kick)	Passing Yards (Net)	256 393
NYJ—	FG J. Turner 33	Passes Attempted	49 47
OAK—	Biletnikoff 29 pass from Lamonica (Blanda kick)	Passes Completed	19 20
NYJ—	FG J. Turner 36	Intercepted By	0 1
OAK—	FG Blanda 26	Fumbles-Lost	1-0 2-2
OAK—	FG Blanda 9	Penalties	4-26 2-23
NYJ—	Lammons 20 pass from Namath (J. Turner kick)		
OAK—	FG Blanda 20		
OAK—	Banaszak 5 run (Blanda kick)		
NYJ—	Maynard 6 pass from Namath (J. Turner kick)		

### INDIVIDUAL STATISTICS

RUSHING — New York: Snell 19-71-0; Boozer 11-51-0

Oakland: Dixon 8-42-0

PASSING — New York: Namath 49-19-266-1-3

Oakland: Lamonica 47-20-401-0-1

RECEIVING — New York: Sauer 7-70-0; Maynard 8-118-2; Lammons 4-52-1

Oakland: Biletnikoff 7-190-1; Dixon 5-48-0; Cannon 4-69-0; Wells 3-83-0

### SUPER BOWL III

JAN. 12, 1969 — MIAMI ORANGE BOWL

NEW YORK 16, BALTIMORE 7

Defying the oddsmakers (17½ point underdogs) and the strength of traditions, the Jets became the first AFL team to win the Super Bowl by rumbling over and through the Baltimore Colts to record a 16-7 triumph.

As it was in the AFL championship contest, Joe Namath led the way. The all-pro quarterback directed the Jets' attack flawlessly, driving the team to a second quarter touchdown by Matt Snell (four yards) and three second-half field goals by Jim Turner. Snell had an outstanding game, gaining 121 yards on 30 carries.

The defense shared at least as much glory as the offensive unit, intercepting the Colts four times. Randy Beverly picked off two; Jim Hudson and Johnny Sample, one each. The defensive unit harrassed Colts' quarterbacks Earl Morrall and Johnny Unitas all afternoon, allowing them to complete only 17 of 41 passes. The victory was the third in World Championship competition in as many tries for Weeb Ewbank and made him the only man ever to coach world champions in both the AFL and NFL.

		NYJ	Balt
New York	0 7 6 3 — 16	First Downs	21 18
Baltimore	0 0 0 7 — 7	Rushes-Yards	45-142 23-143
NYJ—	Snell 4 run (J. Turner kick)	Passing Yards (Net)	195 181
NYJ—	FG J. Turner 32	Passes Attempted	29 41
NYJ—	FG J. Turner 30	Passes Completed	17 17
NYJ—	FG J. Turner 9	Intercepted By	4 0
BALT—	Hill 1 run (Michaels kick)	Fumbles-Lost	1-1 1-1
		Penalties	5-28 3-23

### INDIVIDUAL STATISTICS

RUSHING — New York: Snell 30-121-1; Boozer 10-19-0

Baltimore: Matte 11-116-0; Hill 9-29-1

PASSING — New York: Namath 28-17-206-0-0

Baltimore: Unitas 24-11-110-1-0; Morrall 17-6-71-3-0

RECEIVING — New York: Sauer 8-133-0; Snell 4-40-0

Baltimore: Richardson 6-58-0; Orr 3-42-0; Mackey 3-35-0

## 1969 AFL PLAYOFF

### DEC. 20, 1969 — SHEA STADIUM KANSAS CITY 13, NEW YORK 6

The game was a classic battle of defenses, played in remarkably cool and windy conditions before a sellout 62,977 fans. Through the first three quarters, neither team could penetrate for a touchdown and the score stood at 6-3 for the Chiefs. Jim Turner had put New York out in front, 3-0 with a 28-yard field goal the first time the Jets had the ball, but the Chief Jan Stenerud retaliated with a 23-yarder on the next series.

Not until the fourth quarter did the breaks occur. With first and goal on the one-yard line, three cracks, including a Joe Namath bootleg, failed to bring a touchdown. Turner then kicked a 7-yard field goal to tie it, 6-6.

Two plays later Kansas City was in the end zone. Len Dawson hit Otis Taylor for a 61-yard pass play to take the Chiefs to the Jet 19. Then Dawson fired the final 19 yards to Gloster Richardson for the only TD of the game.

Namath threw 20 passes over the next two Jets' series, but a fourth down incomplection and a Jim Marsalis interception thwarted the Jets and put Kansas City on the road to the world championship.

Kansas City	0	3	3	7	—	13		
New York	3	0	0	3	—	6		

NYJ—	FG J. Turner 28	First Downs	19	KC	1
KC—	FG Stenerud 23	Rushes-Yards	22-87		30-9
KC—	FG Stenerud 25	Passing Yards (Net)	148		17
NYJ—	FG J. Turner 7	Passes Attempted	40		2
KC—	Richardson 19 pass from Dawson (Stenerud kick)	Passes Completed	14		1
		Intercepted By	0		
		Fumbles-Lost	1-1		0-
		Penalties	3-15		5-6

### INDIVIDUAL STATISTICS

RUSHING — New York: Snell 12-61-0; Boozer 3-14-0; Mathis 6-11-0.

KC: Garrett 18-67-0; Hayes 10-32-0.

PASSING — New York: Namath 40-14-164-3-0.

KC: Dawson 27-12-201-0-1.

RECEIVING — New York: Sauer 5-61-0; Lammons 3-37-0.

KC: Hayes 5-46-0; Taylor 2-74-0; Arbanas 2-39-0.

## 1981 AFC WILD-CARD PLAYOFF

### DEC. 27, 1981 — SHEA STADIUM BUFFALO 31, NEW YORK 27

In one of the most exciting playoff games ever played, the Buffalo Bills hung on to defeat the Jets, 31-27 as Bill Simpson made an interception on the two-yard line with time running out.

The Bills scored on the opening kickoff when they recovered a Bruce Harper fumble and quickly built that to a 24-0 second quarter lead. The Jets rallied in the third quarter to make it 24-13. The game appeared over as Joe Cribbs busted a 50-yard TD to give Buffalo a 31-13 lead with 10:16 left.

The Jets refused to die, however, and with Richard Todd at the controls, New York scored 2 quick TDs and were now down 31-27 with 3:44 to go. A swarming defense forced the Bills to go three and out and with 2:36 left and the goal line 80-yards away, Todd started the Jets on their march. They drove to the Bills 11-yard line with 14 seconds on the clock, but Simpson made his game-saving interception and the Jets' season ended.

Buffalo	17	7	0	7	—	31		
New York	0	10	3	14	—	27		

BUFF—	Romes 26 fumble return (Mike-Mayer kick)	First Downs	23	Buf	15
BUFF—	Lewis 50 pass from Ferguson (Mike-Mayer kick)	Rushes-Yards	22-71		23-91
BUFF—	FG Mike-Mayer 29	Passing Yards (Net)	348		230
BUFF—	Lewis 26 pass from Ferguson (Mike-Mayer kick)	Passes Attempted	51		34
NYJ—	Shuler 30 pass from Todd (Leahy kick)	Passes Completed	28		17
NYJ—	FG Leahy 26	Intercepted By	4		4
NYJ—	FG Leahy 19	Fumbles-Lost	3-1		1-0
BUFF—	Cribbs 45 run (Mike-Mayer kick)	Penalties	6-55		8-62
NYJ—	B. Jones 30 pass from Todd (Leahy kick)				
NYJ—	Long 1 run (Leahy kick)				

### INDIVIDUAL STATISTICS

RUSHING — New York: McNeil 12-32-0; Long 8-28-1.

Buff: Cribbs 15-83-1; Leaks 6-12-0.

PASSING — New York: Todd 51-28-377-4-2.

Buff: Ferguson 34-17-268-4-2.

RECEIVING — New York: Dierking 7-52-0; Shuler 6-116-1.

Gaffney 4-64-0; B. Jones 4-64-1.

Buff: Lewis 7-158-2; Cribbs 4-64-0.

## 1982 AFC PLAYOFF

### JAN. 9, 1983 — CINCINNATI RIVERFRONT STADIUM NEW YORK 44, CINCINNATI 17

The Jets mixed up solid and hard hitting football with a measure of dazzle on offense and gimmicks on defense to beat the Bengals at Cincinnati in round one of the NFL Super Bowl tournament. The Bengals jumped to leads of 14-3 and 14-10 and were threatening to score again, when the Jets' defense might have made the play of the day. Nickel back Johnny Lynn made an interception at the J1 and with Freeman McNeil leading the way behind an awesome performance by the offensive line, the Jets surged to a 17-14 lead which they never surrendered. McNeil was the "cannon" being shot by Richard Todd 21 times for 202 yards and one TD.

Jets	3	17	3	21	—	44
Cincinnati	14	0	3	0	—	17

NY—	Curtis 32 pass from Anderson (Breech kick)
JY—	FG Leahy 32
CIN—	Ross 2 pass from Anderson (Breech kick)
JY—	Gaffney 14 pass from McNeil (Leahy kick)
JY—	Walker 4 pass from Todd (Leahy kick)
JY—	FG Leahy 24
JY—	FG Leahy 47
CIN—	FG Breech 20
JY—	McNeil 20 run (Leahy kick)
JY—	Ray 98 interception return (Leahy kick)
JY—	Crutchfield 1 run (Leahy kick)

	NYJ	CIN
First Downs	27	23
Rushes-Yards	34-234	21-62
Passing Yards	283	333
Return Yards	209	138
Passes	21-29-1	26-36-3
Sacks By	4-21	0-0
Punts	0-0	2-43
Fumbles-Lost	2-1	2-1
Penalties-Yards	12-95	7-60
Time of Possession	28:44	31:16

### INDIVIDUAL STATISTICS

**RUSHING** — New York: McNeil 22-202; Dierking 3-11; Harper 1-9; Newton 2-6; Todd 3-3; Augustyniak 2-2; Crutchfield 1-1

Cincinnati: Johnson 9-26; Alexander 7-14; Anderson 2-5; Griffin 3-17

**PASSING** — New York: Todd 20-28-1-269; McNeil 1-1-1-14

Cincinnati: Anderson 26-35-3-354; Schonert 0-1-0-0

**RECEIVING** — New York: Walker 8-145; Augustyniak 1-4; J. Jones 2-22; Gaffney 4-50; Harper 2-35; McNeil 1-9; Dierking 2-9; Barkum 1-9

Cincinnati: Griffin 3-14; Collinsworth 7-120; Curtis 3-63; Ross 6-89; Harris 1-20; Kreider 3-41; Johnson 3-7

## 1982 AFC PLAYOFF

### JAN. 15, 1983 — LOS ANGELES MEMORIAL COLISEUM NEW YORK 17, L.A. RAIDERS 14

The Jets spring upset number two in the 2nd round of the Super Bowl tournament, beating the Raiders to enter the AFC championship game. Richard Todd's 45-yard pass to Wesley Walker set up the winning one-yard TD run by Scott Dierking, but it took a pair of Lance Mehl interceptions in the last 3 minutes to wrap it up for the Jets. New York jumped to a 10-0 lead on a 20-yard TD pass from Todd to Walker and a Pat Leahy FG, but the Raiders came storming back in the 2nd half to take a 14-10 lead. The Jets came back to take the lead at the 3:45 mark following the Todd to Walker bomb, but the Raiders still had plenty of time. It looked as if the Jets had put the Raiders away when Mehl intercepted Plunkett at the LA27 with only 2:49 left, but the Raiders got one more chance when they recovered a McNeil fumble at their own 33 with 2:26 to go. Then Mehl made his clinching interception and this time the Jets ran out the clock.

Jets	7	3	0	7	—	17
Raiders	0	0	14	0	—	14

NY—	Walker 20 pass from Todd (Leahy kick)
NY—	FG Leahy 30
LAR—	Allen 4 run (Breech kick)
LAR—	Barnwell 57 pass from Plunkett (Breech kick)
NY—	Dierking 1 run (Leahy kick)

	NYJ	LAR
First Downs	21	19
Rushes-Yards	34-135	30-93
Passing Yards	252	246
Return Yards	34	49
Passes	15-24-2	21-33-3
Sacks By	2-20	4-25
Punts	2-32	4-41
Fumbles-Lost	4-3	2-2
Penalties-Yards	7-64	5-55
Time of Possession	28:19	31:41

### INDIVIDUAL STATISTICS

**RUSHING** — New York: McNeil 23-101; Augustyniak 4-22; Todd 5-8; Dierking 2-4

Los Angeles: Allen 15-36; Plunkett 4-18; King 5-16; Montgomery 1-11; Hawkins 3-4

**PASSING** — New York: Todd 15-24-2-277

Los Angeles: Plunkett 21-33-3-266

**RECEIVING** — New York: Walker 7-169; J. Jones 2-52; Augustyniak 2-18; Barkum 1-11; McNeil 1-11; Shuler 1-9; Dierking 1-7

Los Angeles: Allen 6-37; Branch 5-82; Christensen 5-31; Barnwell 2-83; Hawkins 1-15

**1982 AFC CHAMPIONSHIP**  
**JAN. 23, 1983 — MIAMI ORANGE BOWL**  
**MIAMI 14, NEW YORK 0**

On an extremely muddy field at Miami's Orange Bowl, the Jets and Dolphins waged a defensive battle which ended with Miami on top 14-0 to earn a trip to the Super Bowl. A. J. Duhe was the hero of the game which saw a total of 12 turnovers, with three interceptions, returning the final one 35 yards for a touchdown early in the fourth quarter. Woody Bennett ran several yards for the first Miami touchdown on the Dolphins' first possession of the third quarter, capping a 48-yard, seven-play drive following Duhe's second interception. The poor field conditions severely hurt the Jets' rushing attack as Freeman McNeil, who had rushed for 303 yards in the previous two playoff wins, was limited to only 46 yards on 17 carries due to the footing. It was the first time in NFL playoff history that two teams were deadlocked at 0-0 at halftime. The Jets passing game was also hindered as Richard Todd was intercepted a record-tying five times by Miami. The New York defense held Miami to only 198 net yards, intercepted David Woodley three times and forced three fumbles.

Jets	0	0	0	0	—	0	First Downs	10	11
Miami	0	0	7	7	—	14	Rushes-Yards	24-62	41-138
MIA—	Bennett 7 run						Return Yards	77	60
	(von Schamann kick)						Passes	15-37-5	9-21-0
MIA—	Duhe 35 interception return						Sacks By	4-27	4-26
	(von Schamann kick)						Punts	10-36	10-32
							Fumbles-Lost	1-0	3-1
							Penalties-Yards	6-42	3-15
							Time of Possession	26:09	33:51

**INDIVIDUAL STATISTICS**

RUSHING — New York: McNeil 17-46; Augustyniak 2-5; Todd 4-10; Dierking 1-1

Miami: Nathan 7-24; Franklin 13-44; Bennett 13-24; Woodley 8-46

PASSING — New York: Todd 15-37-5-103

Miami: Woodley 9-21-3-87

RECEIVING — New York: J. Jones 3-35; Harper 4-14; Gaffney 1-7; Barkum 2-20;

Augustyniak 2-12; McNeil 1-9; Dierking 1-6; Walker 1-0

Miami: Nathan 2-4; Harris 2-28; Vigorito 3-29; Rose 1-20; Lee 1-6

**1985 AFC WILD-CARD PLAYOFF**  
**DEC. 28, 1985 — GIANTS STADIUM**  
**NEW ENGLAND 26, NEW YORK 14**

New England came out on top 26-14 in a game that saw the Jets self-destruct. The Jets committed 4 costly turnovers which led to 17 Patriots points. New England, which went on to win the AFC championship, played an almost flawless game with no turnovers and only 1 penalty. The Jets were ahead 7-6, and driving late in the 2nd quarter when Ken O'Brien was intercepted on the 7-yard line. New England came back with a TD pass from Tony Eason to Stanley Morgan on a blitz 6 plays later. O'Brien suffered a concussion on the final play of the half on an Andre Tippett sack and would only play the first series of the 2nd half. Before Pat Ryan could relieve him though, New England added a FG and then scored a TD when the ensuing kickoff was fumbled by Johnny Hector and returned 15-yards by Johnny Rembert. With the Jets trailing 23-7, Ryan came in and directed a TD drive.

New England	3	10	10	3	—	26	NE	NYJ	
Jets	0	7	7	0	—	14	First Downs	12	15
NE—	FG Franklin 33						Rushes-yards	39-99	21-58
NY—	Hector 11 pass from O'Brien						Passing yards	159	182
	(Leahy kick)						Return yards	86	158
NE—	FG Franklin 41						Passes	12-16-0	23-34-2
NE—	Morgan 36 pass from Eason						Sacks by-yards lost	5-51	3-20
	(Franklin kick)						Punts-avg.	5-40	5-38
NE—	FG Franklin 20						Fumbles-lost	2-0	3-2
NE—	Rembert 15 fumble return						Penalties-yards	1-10	6-48
	(Franklin kick)						Time of Possession	31:47	28:13
NY—	Shuler 12 pass from Ryan								
	(Leahy kick)								
NE—	FG Franklin 26								

**INDIVIDUAL STATISTICS**

RUSHING — NE: James 22-49; Collins 11-36; Eason 6-14.

NY: McNeil 16-41; Hector 4-13; O'Brien 1-4.

PASSING — NE: Eason 12-16-0-179.

NY: O'Brien 13-17-1-149; Ryan 10-17-1-84.

RECEIVING — NE: Morgan 4-62; Fryar 2-47; James 2-36; Dawson 2-20; Collins 2-14

NY: Toon 9-93; Shuler 5-53; Walker 4-54; McNeil 3-13; Hector 1-11; Klever 1-9.

## 1986 AFC WILD-CARD PLAYOFF

### Dec. 28, 1986 — GIANTS STADIUM

### NEW YORK 35, KANSAS CITY 15

Joe Walton started Pat Ryan to give the team an emotional lift — they got st that from Ryan plus a key running play and a 3-TD passing performance ong with Freeman McNeil's 135-yard rushing to spark the Jets' first home ayoff win since 1968. Trailing 6-0, Ryan ran a QB draw for 24 yards from the 333 on a 4th & 6 play to set up the Jets' go ahead TD. On the ensuing series t down, the Jets defense forced a KC fumble and Ryan concluded a 12 play, 7-yard drive with a 1-yard pass to McNeil. Just prior to the half, Ryan hit Al on with a TD pass for a 21-6 halftime edge. The Jets nailed the victory on the it play of the 2nd half when Kevin McArthur swiped a Todd Blackledge pass nd dashed 21 yards for a 28-6 margin. The Jets' defense allowed a season low 11 yards total offense and had 2 sacks, 2 INTs and 1 recovered fumble.

Kansas City	6	0	0	9	—	15
Jets	7	14	7	7	—	35

- C— Smith 1 run (kick failed)
- Y— McNeil 1 run (Leahy kick)
- Y— McNeil 1 pass from Ryan (Leahy kick)
- Y— Toon 11 pass from Ryan (Leahy kick)
- Y— McArthur 21 interception return (Leahy kick)
- C— Lewis blocked punt recovery in end zone (Lowery kick)
- Y— Griggs 6 pass from Ryan (Leahy kick)
- C— Safety, Jennings ran out of EZ

	KC	NYJ
First Downs	15	19
Rushes-yards	20-67	36-165
Passing yards	174	141
Return yards	5	37
Passes	20-37-0	16-23-0
Sacks by-yards lost	2-3	2-12
Punts-avg.	3-41	4-29
Fumbles-lost	2-1	1-0
Penalties-yards	1-5	8-54
Time of Possession	28:53	31:07

### INDIVIDUAL STATISTICS

RUSHING — KC: Blackledge 4-33; Green 8-15; Smith 4-12; Moriarity 2-7; Heard 1-1.

NY: McNeil 31-135; Ryan 2-30; Paige 2-3; Jennings 1-(3).

PASSING — KC: Blackledge 12-21-80-2; Kenney 8-16-97-0.

NY: Ryan 16-23-153-0.

RECEIVING — KC: Marshall 6-72; Green 5-7; Coffman 3-12; Carson 2-43; Smith 2-12;

NY: Toon 4-48; Shuler 4-28; McNeil 3-16; Walker 2-45; Sohn 1-11; Griggs 1-6.

## 1986 AFC DIVISIONAL PLAYOFF

### Jan. 3, 1987 — CLEVELAND STADIUM

### CLEVELAND 23, NEW YORK 20 (2 OTs)

In the 3rd longest game in NFL history (77:02), Cleveland staged an incredible comeback to send the game into OT before Mark Mosely's 27-yard FG advanced the Browns to the AFC Championship game. With Pat Ryan at QB, the Jets jumped on top 7-0 following a flea-flicker 42-yard TD pass from Ryan to Wesley Walker. Ryan was forced to leave the game in the 2nd quarter with a groin injury and was replaced by Ken O'Brien. Meanwhile, the Jets defense was outstanding holding the Browns to just 10 points and 302 total yards late in the 4th quarter. Immediately after a Jerry Holmes interception, the Jets took a 20-10 lead on Freeman McNeil's 25-yard TD with 4:14 remaining in regulation. Kosar led the Browns 68 yards to set up Kevin Mack's one-yard run to make the score 20-17 with 1:57 left. Cleveland's defense forced the Jets to punt with :51 left before Kosar's 37-yard pass to Webster Slaughter to the 5-yard line set up the tying 22-yard FG. The Jets got a 2nd life when Mosely missed a 23-yard FG 6:06 into OT, but he redeemed himself by kicking the winning 27-yard FG on a first-and-goal play from the J9.

Jets	7	3	3	7	0	0	20
Cleveland	7	3	0	10	0	3	23

- NY— Walker 42 pass from Ryan (Leahy kick)
- CLE— Fontenot 37 pass Kosar (Moseley kick)
- CLE— FG Moseley 38
- NY— FG Leahy 46
- NY— FG Leahy 37
- NY— McNeil 25 run (Leahy kick)
- CLE— Mack 1 run (Moseley kick)
- CLE— FG Moseley 22
- CLE— FG Moseley 27

	NYJ	CLE
First Downs	14	33
Rushes-yards	31-104	27-75
Passing yards	183	483
Return yards	23	65
Passes	17-30-0	34-65-2
Sacks by-yards lost	4-11	10-54
Punts-avg.	14-38	8-39
Fumbles-lost	0-0	2-0
Penalties-yards	10-94	4-40
Time of Possession	31:38	45:24

### INDIVIDUAL STATISTICS

RUSHING — NY: McNeil 25-71; O'Brien 3-22; Paige 3-11.

CLE: Mack 20-63; Fontenot 3-8; Dickey 3-4; Kosar 1-0.

PASSING — NY: O'Brien 11-19-134-0; Ryan 6-11-103-0.

CLE: Kosar 33-64-489-2; Brennan 1-1-5-0.

RECEIVING — NY: Toon 5-93; Shuler 4-43; McNeil 4-35; Walker 2-49; Sohn 1-7; Paige 1-10.

CLE: Newsome 6-114; Slaughter 6-86; Fontenot 5-62; Mack 5-51; Langhorne 4-65.

# NEW YORK JETS PLAYOFF RECORDS

## TEAM

### POINTS

Most — 44 at Cincinnati, Jan. 9, 1983 (44-17 final score)

Fewest — 0 at Miami, Jan. 23, 1983 (14-0 final score)

Most by Opp. — 31 Buffalo at N.Y., Dec. 27, 1981 (31-27 final score)

Fewest by Opp. — 7 Baltimore in Super Bowl III, Jan. 12, 1969  
(16-7 final score)

### YARDS TOTAL NET OFFENSE

Most — 517 at Cincinnati, Jan. 9, 1983

Fewest — 139 at Miami, Jan. 23, 1983

Most by Opp. — 558 Cleveland at Cle., Jan. 3, 1987

Fewest by Opp. — 198 Miami at Mia., Jan. 23, 1983

### YARDS RUSHING

Most — 234 at Cincinnati, Jan. 9, 1983 (34 carries)

Fewest — 58 vs. New England, Dec. 28, 1985 (21 carries)

Most by Opp. — 143 Baltimore in Super Bowl III, Jan. 12, 1969 (23 carries)

Fewest by Opp. — 44 Oakland at N.Y., Dec. 29, 1968 (19 carries)

### YARDS NET PASSING

Most — 348 vs. Buffalo, Dec. 27, 1981 (28 of 51)

Fewest — 77 at Miami, Dec. 23, 1983 (15 of 37)

Most by Opp. — 483 Cleveland at Cle., Jan. 3, 1987 (34 of 65)

Fewest by Opp. — 60 Miami at Mia., Jan. 23, 1983 (9 of 21)

### INDIVIDUAL

**Most Yards Rushing** — 202 McNeil at Cincinnati, Jan. 9, 1983 (21 carries)

**Most Yards Passing** — 377 Todd vs. Buffalo, Dec. 27, 1981 (28 of 51)

**Most Receptions** — 9 Toon vs. New England, Dec. 28, 1985 (93 yards)

**Most Yards Receiving** — 169 Walker at L.A. Raiders, Jan. 15, 1983 (7 receptions)

**Scoring** — 14 points Leahy at Cincinnati, Jan. 9, 1983 (3-3 FG, 5-5 PAT)

---

## NOTES

# ALL-TIME N.Y. JETS ROSTER 1960-88

## PLAYER—POSITION—SEASON—COLLEGE

aramowitz, Sid, T, 1985, Tulsa	Cole, Robin, LB, 1988, New Mexico
ruzzeze, Ray, DB, 1965-66, Alabama	Collins, Trent, S, 1987, San Diego State
lamie, Mike RB, 1973-74, Northwestern	Cooke, Ed, DE, 1960-63, Maryland
kins, Margene, WR, 1973, Hutchinson JC	Coombs, Tom, TE, 1982, Idaho
axander, Dan, G, 1977-88, Louisiana State	Cooper, Thurlow, TE, 1960-62, Maine
xander, Rogers, LB, 1986, Penn State	Cornelson, Martin, C, 1987, N.C. State
ord, Lynwood, LB, 1987, Syracuse	Corvino, Anthony, G-T, 1987, So. Connecticut
ard, Don, QB, 1961, Boston College	Coss, Eric, G-C, 1987, Temple
vers, Steve, TE-C, 1982, Miami	Crable, Bob, LB, 1982-87, Notre Dame
nes, Dave, HB, 1961, Richmond	Crane, Paul, LB, 1966-72, Alabama
pie, Jim, HB, 1961, Upsala	Criswell, Jeff, T, 1988, Graceland, IA
thur, Gary, TE, 1970-71, Miami, O.	Crosby, Ron, LB, 1979-83, Penn State
kins, Bill, DB, 1962-63, Auburn	Crutchfield, Dwayne, FB, 1982-83, Iowa State
kinson, Al, LB, 1965-74, Villanova	Cummings, Ed, LB, 1964, Stanford
gustyniak, Mike, RB, 1981-83, Purdue	Cunningham, Eric, G, 1979-80, Penn State
istin, Darrell, G-C, 1975-78, South Carolina	D'Agostino, Frank, G, 1960, Auburn
rellini, Bob, QB, 1984, Maryland	D'Amato, Mike, DB, 1968, Hofstra
iley, Jim, DT, 1975, Kansas	Darby, Paul, WR, 1979-80, S.W. Texas State
in, Bill, T, 1986, So. California	Davidson, Chy, WR, 1984-85, Rhode Island
ird, Bill, DB 1963-69, San Francisco St.	Davis, Bob, QB, 1970-72, Virginia
iker, Larry, T, 1960, Bowling Green	Davis, Jerry, DB, 1975, Morris Brown
iker, Ralph, LB, 1964-74, Penn State	Davis, Steve, RB, 1975-76, Delaware State
ldwin, Don, DE, 1987, Purdue	DeFelice, Nick, T, 1965, So. Connecticut
ldwin, Tom, DT, 1984-88, Tulsa	DeLoach, Ralph, DE, 1981, California
anker, Ted, G-T, 1984-88, SE Missouri	De Luca, Sam, G, 1964-66, South Carolina
rber, Marion, RB, 1982-88, Minnesota	Demory, Bill, QB, 1973, Arizona
rkum, Jerome, WR-TE, 1972-83, Jackson St.	Dennis, Mike, CB, 1984, Wyoming
arnes, Ernie, T, 1960, North Carolina College	Dennison, Glenn, TE, 1984, Miami, Fla.
rzilaukas, Carl, DT, 1974-77, Indiana	Denson, Keith, WR-KR, 1976, San Diego State
ates, Ted, LB, 1963, Oregon State	Dierking, Scott, RB, 1977-83, Purdue
attle, Mike, DB 1969-70, So. California	Diggs, Shelton, WR, 1977, So. California
atton, Bobby, RB, 1980, Nevada-Las Vegas	Dockery, John, CB, 1968-71, Harvard
ayless, Tom, G, 1970, Purdue	Dombrowski, Leon, G, 1960, Delaware
ell, Bobby, LB, 1984, Missouri	Domres, Marty, QB, 1977, Columbia
ell, Ed, DB, 1960, Pennsylvania	Donnahoo, Roger, DB, 1960, Michigan State
ell, Ed, WR, 1970-75, Idaho State	Dorow, Al, QB, 1960-61, Michigan State
ell, Kevin, WR, 1978, Lamar	Dudek, Mitch, G, 1966, Xavier
ennett, Barry, DE-DT, 1982-88, Concordia, MN	Dukes, Mike, LB, 1965, Clemson
ennett, Woody, RB, 1979-80, Miami, Fla.	Dunn, K.D., TE, 1988, Clemson
enson, Troy, LB, 1986-88, Pittsburgh	Dupre, Chuck, DB, 1960, Baylor
ernhardt, Roger, G, 1974, Kansas	Dykes, Donald, CB, 1979-81, S.E. Louisiana
ernich, Ken, LB, 1975, Auburn	Dykes, Sean, CB, 1987, Bowling Green
ethlea, Adam, DT, 1987, Wichita State	Earley, Jim, FB, 1978, Michigan State
everly, Randy, CB, 1967-69, Colorado State	Ebersole, John, LB, 1970-77, Penn State
iggs, Verlon, DE, 1965-70, Jackson State	Elam, Onzy, LB, 1987-88, Tennessee State
ingham, Guy, C-G-T, 1980-88, Montana	Elder, Donnie, CB, 1985, Memphis State
jorklund, Hank, RB, 1972-74, Princeton	Eliopolus, Jim, LB, 1983-85, Wyoming
leamer, Jeff, T, 1977, Penn State	Elliott, John, DT, 1967-73, Texas
ligen, Dennis, RB, 1984-87, St. John's	Ellis, Roger, C, 1960-62, Maine
linka, Stan, LB, 1979-83, Sam Houston State	Evans, Jim, WR, 1964, Texas Western
lobo, Hubert, LB, 1961-62, Ohio State	Faola, Nuu, RB, 1986-88, Hawaii
ohling, Dewey, HB, 1960-61, Hardin-Simmons	Fagan, Julian, P, 1973, Mississippi
Bookman, John, DB, 1961, Miami, Fla.	Farasopoulos, Chris, S-KR, 1971-73, Brigham Young
Booty, John, CB, 1988, Texas Christian	Farmer, Roger, WR, 1979, Baker (Kan.)
Boozer, Emerson, RB, 1966-75, Maryland State	Faurot, Ron, DE-LB, 1984-85, Arkansas
Brannan, Solomon, DB, 1967, Morris Brown	Felt, Dick, DB, 1960-61, Brigham Young
Briggs, Walter, QB, 1987, Montclair State	Ferguson, Bill, LB, 1973-74, San Diego State
Brister, Willie, TE, 1974-75, Southern	Ficca, Dan, G, 1960-63, So. California
Brooks, Bob, HB, 1961, Ohio U.	Fields, Jerry, LB, 1961-62, Ohio State
Brooks, Clifford, S, 1976, Tennessee State	Fields, Joe, C, 1975-87, Widener
Brophy, Jay, LB, 1987, Miami, Fla.	Finnie, Roger, T-DT, 1969-72, Florida A&M
Brown, Preston, WR, 1983, Vanderbilt	Flick, Tom, QB, 1987, Washington
Browne, Gordie, T, 1974-75, Boston College	Flowers, Charlie, RB, 1962, Mississippi
Browning, Charlie, HB, 1965, Washington	Flowers, Larry, S, 1985, Texas Tech
Bruckner, Nick, WR, 1983-85, Syracuse	Floyd, George, DB, 1982-84, Eastern Kentucky
Buckey, Don, WR, 1976, N.C. State	Flynn, Don, HB, 1961, Houston
Budrewicz, Tom, G, 1961, Brown	Foley, Dave, T, 1969-71, Ohio State
Burgess, Fernanza, S, 1984, Morris Brown	Fontes, Wayne, DB, 1962, Michigan State
Burke, Joe, RB, 1987, Rutgers	Foster, Derrick, RB, 1987, Wm. Patterson
Burns, Bob, RB, 1974, Georgia	Foster, Jerome, DE, 1986-87, Ohio State
Burton, Al, DE, 1977, Bethune-Cookman	Fournet, Sid, G, 1962-63, Louisiana State
Burton, Leon, HB, 1960, Arizona State	Fowler, Bob, FB, 1962, Tennessee
Butler, Bob, G, 1963, Kentucky	Franks, Elvis, DE, 1986, Morgan State
Buttle, Greg, LB, 1976-84, Penn State	Frase, Paul, DE, 1988, Syracuse
Cadigan, Dave, T, 1988, Southern California	Furey, James, DB, 1961, Kansas State
Callahan, Dan, G, 1960, Akron	Gaffney, Derrick, WR, 1978-84, Florida
Cambal, Dennis, TE, 1973, William & Mary	Gaines, Clark, RB, 1976-80, Wake Forest
Campbell, Ken, 1960, West Chester State	Galigher, Ed, DT-DE, 1972-76, UCLA
Capria, Carl, S, 1975, Purdue	Galvin, John, LB, 1988, Boston College
Carpenter, Steve, S, 1980, Western Illinois	Gantt, Greg, P, 1974-75, Alabama
Carrell, Duane, P, 1976-77, Florida State	Garalczyk, Mark, DE, 1988, Western Michigan
Carroll, Jim, LB, 1969, Notre Dame	Garbarczyk, Tony, DE, 1987, Wake Forest
Carson, Kern, HB, 1965, San Diego State	Garrett, Carl, RB, 1975, New Mexico Highlands
Carter, Gerald, WR, 1980, Texas A&M	Gastineau, Mark, DE, 1979-88, East Central, OK
Carter, Russell, CB-S, 1984-87, SMU	Geier, Mitch, G-T, 1987, Troy State
Caster, Richard, TE-WR, 1970-77, Jackson St.	Giammona, Louie, RB-KR, 1976, Utah State
Chickillo, Tony, DE, 1987, Miami, Fla.	Glenn, Howard, G, 1960, Linfield
Chirico, John, RB, 1987, Columbia	Glenn, Kerry, CB, 1985-87, Minnesota
Chlebek, Ed, QB, 1963, W. Michigan	Godfrey, Chris, DT, 1980, Michigan
Chomyszak, Steve, DT, 1966, Syracuse	Gordon, Alex, LB, 1987-88, Cincinnati
Christy, Dick, HB-KR, 1961-63, North Carolina St.	Gordon, Cornell, CB, 1965-69, North Carolina A&T
Christy, Earl, DB-KR, 1966-68, Maryland State	Graham, Don, LB, 1988, Penn State
Clifton, Kyle, LB, 1984-88, TCU	Grant, Reggie, CB, 1978, Oregon
Cockrell, Gene, T, 1960-62, Hardin-Simmons	

Grantham, James (Larry), LB, 1960-72, Mississippi

Gray, Jim, DB, 1966, Toledo

Gray, Moses, T., 1961-62, Indiana

Green, John, QB, 1962-63, Tennessee-Chattanooga

Gregory, Ken, WR, 1963, Whittier

Gresham, Bob, RB, 1975-76, West Virginia

Griggs, Billy, TE, 1985-88, Virginia

Grossart, Kyle, QB, 1981, Oregon State

Grosscup, Clyde (Lee), QB, 1962, Utah

Gucciardo, Pat, DB, 1966, Kent State

Guesman, Dick, OT-K, 1960-63, West Virginia

Guilbeau, David (Rusty), LB-DE, 1982-86, McNaese State

Gunter, Greg, C, 1985, C.W. Post

Haight, Mike, T-G, 1986-88, Iowa

Hall, Galen, QB, 1963, Penn State

Hamilton, Harry, S, 1984-87, Penn State

Hammond, Steve, LB, 1988, Wake Forest

Hardee, Billy, CB, 1977, Virginia Tech

Harkey, Steve, RB, 1971-72, Georgia Tech

Harmon, Mike, WR, 1983, Mississippi

Harper, Bruce, RB-KR, 1977-84, Kutztown St.

Harper, Michael, WR-KR, 1986-88, So. California

Harris, Jim, DT, 1985-87, Utah State

Hart, Pete, FB, 1960, Hardin-Simmons

Haslerig, Clint, WR, 1976, Michigan

Haslet, Jim, LB, 1987, Indiana, Pa.

Hasty, James, CB, 1988, Washington State

Hayes, Ray, DT, 1968, Toledo

Haynes, Abner, HB, 1967, North Texas St.

Hector, Johnny, RB, 1983-88, Texas A&M

Heeter, Gene, TE, 1963-65, West Virginia

Henke, Karl, DE, 1968, Tulsa

Hennessey, John, DE-LB, 1977-79, Michigan

Hennigan, Mike, LB, 1976-78, Tennessee Tech

Herman, Dave, G, 1964-73, Michigan State

Herrndon, Don, DB, 1960, Tampa

Hicks, Wilmer Kenzie (W.K.), S, 1970-72, Texas Southern

Hill, Winston, T., 1963-76, Texas Southern

Hinton, Chuck, DT, 1971, North Carolina College

Holomon, Gus, S, 1970-72, Houston

Hoey, George, DB, 1975, Michigan

Hogan, Marc, CB, 1987, Tennessee

Holman, Scott, WR, 1987, Oregon

Holmes, Jerry, CB, 1980-83, 1986-87, West Virginia

Holtz, Gordy, DT, 1964, Minnesota

Hord, Ambrose (Roy), G, 1963, Duke

Howard, Carl, CB, 1985-88, Rutgers

Howard, Harry, S, 1976, Ohio State

Howell, Delles, CB, 1973-75, Grambling

Howfield, Bobby, K, 1971-73, None

Hudock, Mike, C, 1960-65, Miami, Fla.

Hudson, Jim, S, 1965-70, Texas

Humphery, Bobby, CB-WR-KR, 1984-88, New Mexico State

Humphery, Tom, G, 1987, Iowa

Hunter, Eddie, RB, 1987, Virginia Tech

Hunter, Stan, WR, 1987, Bowling Green

Hynes, Paul, DB, 1981-82, Louisiana Tech

Iacavazzi, Cosmo, FB, 1965, Princeton

Iwanowski, Mark, TE, 1978, Pennsylvania

Jackson, Bobby, CB, 1978-85, Florida State

Jackson, Charles, LB, 1985-86, Washington

Jackson, Clarence, "Jazz", RB, 1974-76, Western Kentucky

Jackson, Joe, DE, 1972-73, New Mexico State

Jacobs, Dave, K, 1979, Syracuse

Jacobs, Proverb, T, 1961-62, California

Jamieson, Dick, QB, 1960-61, Bradley

Janerette, Charlie, DT, 1963, Penn State

Jarvis, Ralph, DE, 1988, Temple

Jasper, Vince, G, 1987, Iowa State

Jennings, Dave, P, 1985-87, St. Lawrence

Jerome, Jim, LB, 1977, Syracuse

Joachim, Steve, QB, 1976, Temple

Joe, Billy, FB, 1967-68, Villanova

Johnson, Jesse, DB, 1980-83, Colorado

Johnson, John (Curley), P-HB, 1961-79, Houston

Johnston, Mark, DB, 1964, Northwestern

Jones, Bobby, WR, 1978-82, None

Jones, Jimmie, DE, 1969-70, Wichita State

Jones, John (J.J.), QB, 1975, Fisk

Jones, Johnny "Lam", WR, 1980-85, Texas

Jones, Ken, T, 1987, Arkansas State

Julian, Fred, DB, 1960, Michigan

Kalimer, Karl, TE, 1962, Boston U.

Katcik, Joe, T, 1960, Notre Dame

Keller, Larry, LB, 1976-78, Houston

Kenson, John, G, 1962, Kentucky State

Kindig, Howard, C, 1974, Cal. St.-L.A.

King, Gordon, T, 1986-87, Stanford

King, Henry, DB, 1967, Utah State

Kirksey, Roy, G, 1971-72, Maryland State

Klecko, Joe, DE-DT, 1977-87, Temple

Klever, Victor (Rocky), RB, 1983-87, Montana

Klotz, Jack, T, 1960-63, Penn Military

Knight, David, WR, 1973-77, William & Mary

Koegel, Warren, C, 1974, Penn State

Kovac, Ed, HB, 1962, Cincinnati

Kreis, Al, T, 1976, Boston College

Kroll, Alex, C, 1962, Rutgers

Kurisko, Jamie, TE, 1987, So. Connecticut

Lamberti, Pasquale, HB, 1961, Richmond

Lammons, Pete, TE, 1966-71, Texas

Lane, Skip, CB, 1984, Mississippi

Lawson, Alphonzo, WR, 1964, Delaware State

Leahy, Pat, K, 1974-88, St. Louis

Lester, Lance, E, 1960, None

Lewis, Kenny, RB, 1980-81, 1983, Virginia Tech

Lewis, Richard, LB, 1974-75, Portland State

Lewis, Sherman, DB, 1966, Michigan State

Lewis, Sid, CB, 1987, Penn State

Leonard, Cecil, DB, 1969-70, Tuskegee

Lilja, George, T, 1983-84, Michigan

Linhart, Toni, K, 1979, Austria Tech

Liske, Pete, QB-DB, 1964, Penn State

Little, John, DT-DE, 1970-74, Oklahoma State

Lomas, Mark, DT-DE, 1970-74, No. Arizona

Long, Kevin, RB, 1977-81, South Carolina

Look, Dean, QB, 1962, Michigan State

Luscinski, Jim, T, 1982, Norwich

Lustig, Booth, K, 1967, None

Lyles, Lester, S, 1985-87, Virginia

Lynn, Johnny, CB, 1979-86, UCLA

Lyons, Marty, DT-DE, 1979-88, Alabama

Mabra, Ron, CB, 1977, Howard

Mackey, Dee, TE, 1963-65, East Texas State

Mackey, Robert, C, 1960, Boston U.

Marinara, Ed, RB, 1976, Cornell

Marques, Robert, C, 1960, Boston U.

Marshall, Ed, WR, 1976, Cameron State

Marshall, Charles (Tank), DT, 1977, Texas A&M

Martin, Blanche, HB, 1960, Michigan St.

Martin, Bob, LB, 1976-79, Nebraska

Martin, Saladin, DB, 1980, San Diego State

Martin, Tracy, WR, 1987, No. Dakota

Marvaso, Tommy, S-CB, 1976-77, Cincinnati

Mathis, Bill, RB, 1960-69, Clemson

Matlock, John, C, 1967, Miami, Fla.

Maynard, Don, WR, 1960-72, Texas Western

McAdams, Bob, DE, 1963-64, North Carolina College

McAdams, Carl, DT-LB, 1967-69, Oklahoma

McArthur, Kevin, LB, 1986-88, Lamar

McCartney, Pete, G, 1987, Louisville

McCusker, Jim, T, 1964, Pittsburgh

McDaniel, Ed (Wahoo), LB, 1964-65, Oklahoma

McClain, Cliford, RB, 1970-73, South Carolina State

McElroy, Reggie, T, 1983-88, W. Texas State

McGlasson, Ed, C, 1979, Youngstown State

McKibben, Mike, LB, 1979-80, Kent State

McMillan, Erik, S, 1988, Missouri

McMullan, John, G, 1960-62, Notre Dame

McNeil, Freeman, RB, 1981-88, UCLA

Mehl, Lance, LB, 1980-87, Penn State

Mercein, Chuck, RB, 1970, Yale

Merrill, Mark, LB, 1978-79, Minnesota

Mersereau, Scott, DT-DE, 1987-88, So. Connecticut

Miano, Rich, S, 1985-88, Hawaii

Michaels, Walt, LB, 1983, Washington & Lee

Minter, Cedric, RB, 1984-85, Boise State

Mischak, Bob, G, 1960-62, Army

Mock, Mike, LB, 1978, Texas Tech

Monger, Matt, LB, 1985-87, Oklahoma State

Moore, Derland, DT, 1986, Oklahoma

Mooring, John, G, 1971-73, Tampa

Morano, Joe, DE, 1978, Idaho State

Morelli, Francis, T, 1962, Colgate

Moresco, Tim, S, 1978-80, Syracuse

Mullen, Davlin, CB, 1983-86, Western Kentucky

Mulligan, Wayne, C, 1974-75, Clemson

Mumley, Nick, DE, 1960-62, Purdue

Namath, Joe, QB, 1965-76, Alabama

Nance, Jim, RB, 1973, Syracuse

Neal, Richard, DT-DE, 1973-77, Southern

Neidert, John, LB, 1986-89, Louisville

Neil, Kenny, DE, 1981-83, Iowa State

Neubert, Keith, TE, 1988, Nebraska

Newman, Tim, RB, 1987, Johnson C. Smith

Newsome, Billy, DE, 1975-76, Grambling

Newton, Tom, RB, 1977-82, California

Nichols, Gerald, DT, 1987-88, Florida State

Norrie, David, QB, 1987, UCLA

Nock, George, RB, 1969-71, Morgan State

O'Brien, Ken, QB, 1983-88, Cal-Davis

O'Connor, Tom, P, 1987, Boston College

O'Mahoney, Jim, LB, 1965-66, Miami, Fla.

Jeal, Steve, P, 1969-72, Texas A&M  
 Jell, Bob, G, 1961, Notre Dame  
 kotz, Dennis, LB, 1970, Penn State  
 bourne, Rich, TE, 1976, Texas A&M  
 rens, Burgess, S, 1973-79, Miami, Fla.  
 rens, Marv, WR, 1974, San Diego State  
 glei, Joe, FB, 1960, Clemson  
 ge, Tony, FB, 1984-86, Virginia Tech  
 ewicz, Al, LB, 1977, Miami, Fla.  
 mer, Scott, DT, 1971, Texas  
 illi, Vito (Babe), QB, 1968-69, Kentucky  
 ker, Artimus, S, 1977, So. California  
 she, Bill, DB, 1964, George Washington  
 lson, Dainard, DB, 1961-66, Oregon State  
 legrini, Joe, DT, 1978-79, Idaho  
 legrini, Joe, C-G, 1982-83, Harvard  
 rose, Craig, QB, 1980, San Diego State  
 rkins, Bill, FB, 1963, Iowa  
 rault, Pete, T-G, 1963-67, 69-70, Boston U.  
 ilbin, Gerry, DE, 1964-72, Buffalo  
 icone, Lou, WR-KR, 1974-76, West Liberty St.  
 ers, Lawrence, DE, 1976-80, Alcorn State  
 inkett, Sherman, T, 1963-67, Maryland State  
 ole, Steve, LB, 1976, Tennessee  
 well, Art, WR, 1960-62, San Jose State  
 well, Darnell, RB, 1978,  
 Tennessee-Chattanooga  
 well, Marvin, T, 1977-85, So. California  
 ce, Jim, LB, 1963, Auburn  
 ckop, Joe, P, 1988, Cal-Poly Pomona  
 out, Bob, S, 1975, Knox  
 etz, Garry, G-T, 1973-78, Valparaiso  
 ba, Bob, TE, 1977-79, Maryland  
 dachowsky, George, S, 1967-88,  
 Boston College  
 demacher, Bill, DB-WR, 1964-68,  
 Northern Michigan  
 gusa, Pat, K, 1987, St. John's  
 msey, Chuck, P, 1977-84, Wake Forest  
 ndall, Dennis, DT, 1967, Oklahoma State  
 rmussen, Randy, G, 1967-81, Kearney State  
 y, Darrol, FS, 1980-84, Oklahoma  
 ichichar, Bert, FB, 1961, Tennessee  
 sed, Mark, QB, 1984, Moorhead State  
 esse, Steve, LB, 1974-75, Louisville  
 eifsnyder, Bob, DE, 1960-61, Navy  
 rnn, Bobby, DB-WR, 1961, Florida State  
 chards, Perry, WR, 1962, Detroit  
 chards, Jim, S, 1968-69, Virginia Tech  
 chardson, Jeff, G, 1967-68, Michigan State  
 ggins, John, RB, 1971-75, Kansas  
 ley, Eric, TE, 1987, Eastern Washington  
 lly, Larry, CB, 1978, Salem, W. Va.  
 iley, Leon, DB, 1961-62, Detroit  
 ivers, Jamie, LB, 1974-75, Bowling Green  
 oach, Travis, G, 1974, Texas  
 oberts, Wesley, DE, 1980, TCU  
 obinson, Gregg, DE-DT, 1978, Dartmouth  
 obinson, Jerry, WR, 1965, Grambling  
 obinson, Larry, CB, 1987, NW Louisiana  
 obinson, Matt, QB, 1977-79, Georgia  
 obinson, Bill, HB, 1960, Lincoln  
 lochester, Paul, DT, 1963-69, Michigan State  
 logers, Steve, RB, 1976, Louisiana State  
 loman, John, T, 1976-82, Idaho State  
 ose, Ken, LB, 1987-88, UNLV  
 osecrans, Jim, LB, 1976, Penn State  
 oss, David, E, 1960, Los Angeles State  
 owley, Bob, LB, 1964, Virginia  
 udolph, Ben, DT, 1981-86, Long Beach State  
 uss, Carl, LB, 1976-77, Michigan  
 yan, Joe, E, 1960, Villanova  
 yan, Pat, QB, 1978-88, Tennessee  
 Saidock, Tom, T, 1960-61, Michigan State  
 Salaam, Abdul, (a.k.a. Larry Faulk), 1976-83,  
 Kent State  
 Sample, John, CB, 1966-68, Maryland State  
 Sams, Ron, C-G, 1986, Pittsburgh  
 Sapienza, Americo, HB, 1960, Villanova  
 Satterwhite, Howard, WR, 1976,  
 Sam Houston State  
 Sauer, George Jr., WR, 1965-70, Texas  
 Schmidt, Henry, DT, 1966, So. California  
 Schmiesing, Joe, DT, 1974, New Mexico State  
 Schmitt, John, C, 1964-73, Hofstra  
 Schreiber, Adam, C, 1988, Texas  
 Schroy, Ken, SS, 1977-84, Maryland  
 Schwedes, Gerhard, FB, 1960, Syracuse  
 Schweickert, Bob, WR, 1965, 1967,  
 Virginia Tech  
 Scrabis, Bob, QB, 1960-62, Penn State  
 Sella, Paul, T-C, 1967, 1969, Notre Dame  
 Shields, Billy, T, 1985, Georgia Tech  
 Shockley, Bill, HB-K, 1960-62,  
 West Chester State  
 Shuler, Mickey, TE, 1978-88, Penn State  
 Sirmate, Mark, DE, 1985, Wisconsin  
 Simkus, Arnie, DT, 1965, Michigan  
 Smith, Allen, HB, 1966, Findlay  
 Smith, Don, DT, 1987, Miami, Fla.  
 Smith, Reggie, WR-KR, 1987, N.C. Central  
 Smolinski, Mark, RB-TE, 1963-68, Wyoming  
 Snell, Matt, FB, 1964-72, Ohio State  
 Sohn, Kurt, WR-KR, 1981-88, Fordham  
 Songin, Ed (Bulch), QB, 1962, Boston College  
 Songy, Treg, CB, 1987, Tulane  
 Sowell, Rich, DB, 1971-76, Alcorn A&M  
 Spicer, Rob, LB, 1973, Indiana  
 Springs, Kirk, DB, 1981-85, Miami (Ohio)  
 Starks, Marshall, DB, 1963-64, Illinois  
 Stephens, Bruce, WR-KR, 1978, Columbia  
 Stephens, Harold (Hayseed), QB, 1962,  
 Hardin-Simmons  
 Stephens, Steve, TE, 1981, Oklahoma State  
 Stewart, Wayne, TE, 1969-72, California  
 Stromberg, Mike, LB, 1968, Tempie  
 Stricker, Tony, DB, 1963, Colorado  
 Strugar, George, DT, 1962-63, Washington  
 Stuckey, Jim, DE, 1986, Clemson  
 Studdard, Vern, WR-KR, 1971, Mississippi  
 Suggs, Shafer, DB, 1976-80, Ball State  
 Sullivan, John, LB, 1979-80, Illinois  
 Svhus, Bob, T, 1971-72, So. California  
 Sweeney, Jim, C-T-G, 1984-88, Pittsburgh  
 Sweet, Tony, TE, 1987, Montclair State  
 Swinney, Clovis, DT, 1971, Arkansas State  
 Szaro, Rich, K, 1979, Harvard  
 Talamini, Bob, G, 1968, Kentucky  
 Taliaferro, Mike, QB, 1964-67, Illinois  
 Tannen, Steve, CB, 1970-74, Florida  
 Taylor, Billy, RB, 1981, Texas Tech  
 Taylor, Ed, CB, 1975-79, Memphis State  
 Taylor, Mike, LB, 1972-73, Michigan  
 Tharp, Tom (Corky), DB, 1960, Alabama  
 Thomas, Earlie, CB, 1970-74, Colorado State  
 Thomas, John, T, 1987, Toledo  
 Thompson, Steve, DT, 1968-70, 1972-73,  
 Washington  
 Tiller, Jim, HB, 1962, Purdue  
 Todd, Richard, QB, 1976-83, 1986, Alabama  
 Toon, Al, WR, 1985-88, Wisconsin  
 Torczon, LaVerne, DE, 1962-65, Nebraska  
 Townsell, JoJo, WR-KR, 1985-88, UCLA  
 Turk, Godwin, LB, 1974-75, Southern  
 Turner, Harley (Rocky), WR-S, 1972-73,  
 Tennessee-Chattanooga  
 Turner, Jim, K-QB, 1964-70, Utah State  
 Turner, Maurice, RB, 1987, Utah State  
 Turner, Robert (Bake), WR, 1963-69,  
 Texas Tech  
 Turner, Vince, DB, 1964, Missouri  
 Tyler, Maurice, CB, 1977, Morgan State  
 Van Galder, Tim, QB, 1973, Missouri  
 Vick, Roger, FB, 1987-88, Texas A&M  
 Waldemore, Stan, C-G-T, 1978-84, Nebraska  
 Walker, Donnie, FS, 1975, Central State-O.  
 Walker, Wesley, WR, 1977-88, California  
 Walls, Henry, LB, 1987, Clemson  
 Walsh, Ed, T, 1967, Penn Military  
 Walton, Sam, T, 1968-69, East Texas State  
 Ward, Chris, T, 1978-83, Ohio State  
 Washington, Al, LB, 1981, Ohio State  
 Washington, Clyde, DB, 1963-65, Purdue  
 Wasklewicz, Jim, LB, 1966-67, Wichita State  
 Watters, Bob, DE, 1962-64, Lincoln  
 Wegert, Ted, HB, 1960, None  
 Weir, Sammy, WR, 1966, Arkansas State  
 Werl, Bob, DE, 1966, Miami, Fla.  
 West, David, DB, 1963, Central State-O.  
 West, Mel, HB, 1961-63, Missouri  
 West, Willie, DB, 1964-65, Oregon  
 Wetzel, Marty, LB, 1981, Tulane  
 White, Charlie, RB, 1977, Bethune-Cookman  
 White, Lee, RB, 1968-70, Weber State  
 Whitlatch, Blake, LB, 1978, Louisiana St.  
 Wilder, Bert, DT, 1964-67, North Carolina State  
 Williams, Terry, CB, 1988, Bethune-Cookman  
 Wills, Ladell, LB, 1987, Jackson State  
 Winkel, Bob, DT, 1979-80, Kentucky  
 Wise, Phil, S, 1971-76, Nebraska-Omaha  
 Withycombe, Mike, T, 1986, Fresno State  
 Witteck, Mike, LB, 1987, Northwestern  
 Wood, Bill, DB, 1963, W. Va. Wesleyan  
 Wood, Malcolm (Dick), QB, 1963-64, Auburn  
 Wood, Richard, LB, 1975, So. California  
 Woodall, Frank (Al), QB, 1969-74, Duke  
 Woodring, John, LB, 1981-85, Brown  
 Woods, Larry, DT, 1974-75, Tennessee State  
 Woods, Robert, T, 1973-77, Tennessee State  
 Word, Roscoe, CB-KR, 1974-76, Jackson State  
 Wren, Lowe, DB, 1961, Missouri  
 Wright, Gordon, G, 1969, Delaware State  
 Yearby, Bill, DT, 1966, Michigan  
 Yohn, John (Dave), LB, 1963, Gettysburg  
 Youngeman, Sid, DE, 1960-61, Alabama  
 Zapalach, Bill, DE-LB, 1971-73, Texas  
 Zordich, Mike, S, 1987-88, Penn State

# NEW YORK JETS ALL-TIME DRAFT

\*Did not sign with Jets in that year

#Future selection

## 1960

First Selections (drafted 2nd)

- \*Lewis Akin, E, Vanderbilt
- \*Chuck Allen, T, Alabama
- \*Bill Bucek, HB, Rice
- \*Jackie Burkett, C, Auburn
- \*Angelo Cola, HB, USC
- \*Jim Elfrid, C, Colorado State
- \*Don Eilersick, E, Washington State
- \*Don Floyd, T, TCU
- \*Prentice Gautt, FB, Oklahoma
- \*George Genyk, G, Michigan
- Larry Grantham, E, Mississippi
- \*Joe Graybeal, C, E, Kentucky State
- \*Jack Groner, QB, Washington & Lee
- \*George Izo, QB, Notre Dame
- \*Ed Kaohelaulii, T, Oregon State
- \*Ed Kovac, HB, Cincinnati
- \*Mike Magac, T, Missouri
- Blanche Martin, FB, Michigan State
- \*Curt Merz, E, Iowa
- Eddie Meyer, T-G, West Texas State
- \*Gene Miller, T-G, Rice
- \*Jim Mooty, HB, Arkansas
- \*Mike Morin, HB, Knox
- \*Nick Patella, G, Wake Forest
- \*Don Perkins, HB, New Mexico
- David Ross, E, Los Angeles State
- \*Roger Smith, G, Auburn
- \*Don Stallings, T, No, Carolina State
- \*Larry Stephens, T-G, Texas
- \*Jim St. Clair, QB, Santa Barbara State
- \*Jim Stinnette, FB, Oregon State
- \*David Wilemon, T, SMU

Second Selections

- \*Pete Abadie, E, Tulane
- \*Ramon Armstrong, T-G, TCU
- \*Dave Baker, E, Syracuse
- \*Richard Brooks, E, Purdue
- \*Roger Brown, T-G, Maryland State
- Tom Budrewicz, T-G, Brown
- \*Bob Colburn, QB, Bowling Green
- \*Larry Essenmacker, T-G, Alma
- \*Jim Gorman, T-G, McMurry
- \*Marshall Harris, HB, TCU
- \*Garney Henley, HB, Huron, S.D.
- \*Jim Hunt, T-G, Purdue
- \*Gordon Leboeuf, HB, Texas A&M
- \*James Nameth, C, South Carolina
- \*Bob Paul, T-G, Kent State
- \*Steve Rasso, HB, Cincinnati
- \*Royce Shelton, HB, Stephen F. Austin
- \*Gerry Skonieczki, E, Syracuse
- \*Andy Stynchula, T-G, Penn State
- \*Frank Wilson, HB, John Carroll

Exact data unavailable for 1960.

## 1961

(drafted 2nd)

1. \*Tom Brown, G, Minnesota
2. \*Herb Adderly, HB, Michigan State
3. Traded to Buffalo
4. Traded to Denver
5. \*Tom Matte, QB, Ohio State
6. \*Bill Brown, FB, Illinois
7. \*Fred Mautino, E, Syracuse
8. \*Harold Beaty, T, Oklahoma State
9. \*Bernie Casey, FB, Bowling Green
10. \*Joe Scibell, T, Notre Dame
11. \*Art Gilmore, HB, Oregon State
12. \*Norris Stevenson, HB, Missouri
13. \*Joe Wendrynoski, T, Illinois
14. \*Jim Cunningham, FB, Pittsburgh
15. \*Irv Cross, E, Northwestern
16. \*Jerry Steffen, HB, Colorado
17. \*Mike Pyle, T, Yale
18. \*Alfred Bentley, E, Arkansas State
19. \*Jim Kerr, HB, Penn State
20. \*Neil Plumley, T, Oregon State
21. Bob Brooks, FB, Ohio State
22. #Wayne Fontes, HB, Mich. St.
23. \*Mickey Walker, HB, Mich. St.
24. \*Howard Dyer, QB, VMI
25. \*Andy Griffith, HB, AIC
26. \*#Bob Smith, HB, ULCA
27. Moses Gray, T, Indiana
28. \*#Fred Cox, HB, Pittsburgh
29. Traded to Houston
30. \*William Minnerly, HB, Connecticut

## 1962

(drafted 5th)

1. \*Sandy Stephens, QB, Minnesota
2. Alex Kroll, C, Rutgers
3. Fate Echols, T, Northwestern
4. Ed Blaine, G, Missouri
5. Traded to Dallas Texans
6. Mel Melin, QB, Wash. State
7. George Mans, E, Michigan
8. John Lomakoski, T, W. Mich.
9. Gary Barnes, E, Clemson
10. Ted Stute, T, Ohio U.
11. Curtis Miranda, C, Fla. A&M
- 12a. Bill Winter, T, West Virginia
- 12b. Traded to San Diego
13. \*Wilburn Hollis, QB, Iowa
14. #Bert Wilder, T, N. Carolina St.
15. Sam Mudie, HB, Rutgers
16. Jim Smith, T, Penn State
17. Allen Miller, G, Ohio U.
18. Buddy Iles, E, TCU
19. Reed Bohovich, T, Lehigh
20. Judge Dickson, FB, Minnesota
21. Ron Hatcher, FB, Michigan St.
22. Tom Nolan, T, Penn Military
23. John Kuprok, E, Pittsburgh
24. \*John Counts, HB, Illinois
25. \*Russ Warren, HB, Columbia
26. #Chuck Morris, HB, Mississippi
27. #Jerry Archer, C, Pittsburgh St.
28. #Walter Nikirk, T, Houston
29. #Frank Parker, T, Okla. State
30. #Mike McClellan, HB, Oklahoma
31. #L.E. Hicks, T, Florida
32. \*#Don Jonas, HB, Penn State
33. #Nick Maravich, T, N. Carolina St.
34. #Dick Wilson, C, Penn State

## 1963

(drafted 3rd)

1. \*Jerry Stovall, HB, LSU
2. Traded to Denver
3. \*Willie Richardson, E, Jackson State
4. John Contoulis, T, Connecticut
5. \*John Mackey, E, Syracuse
6. Jim Price, LB, Auburn
7. Louis Guy, HB, Mississippi
8. Bill King, QB, Dartmouth
9. Stan Sanders, E, Whittier
10. \*Tony Liscio, T, Tulsa
11. Traded to Buffalo
- 12a. Joe Craver, LB, North Carolina
- 12b. Tom Lucas, E, Texas
13. Olin Hill, T, Furman
14. Traded to San Diego
15. #Pete Liske, QB, Penn State
16. \*Nick Ryder, HB, Miami, Fla.
17. Charles Johnson, G, Villanova
18. Bill Munsey, HB, Minnesota
19. Gary Kroner, HB, Wisconsin
20. John Johnson, T, Indiana
21. \*Ron VanderKelen, QB, Wisconsin
22. \*Bill Thornton, FB, Nebraska
23. Lou Rettino, FB, Villanova
24. Lowell Caylor, HB, Miami, Ohio
25. Joe Baughan, T, Auburn
26. \*#Terry Monaghan, T, Penn State
27. #Dave Herman, G, Michigan State
28. #Mike Taliaferro, QB, Illinois
29. \*#Paul Wicker, T, Fresno State

## 1964

(drafted 3rd)

1. Matt Snell, FB, Ohio State
2. \*Lloyd Voss, T, Nebraska
3. Gerry Philbin, DE, Buffalo
4. \*Jim Evans, FL, Texas Western
5. \*Ben McGee, DT, Jackson State
6. Ralph Baker, LB, Penn State
7. Traded to San Diego  
For Sherman Plunkett
8. \*Steve Wright, T, Alabama
9. Sherman Lewis, HB, Michigan St.
10. \*Ken Bowman, C, Wisconsin
11. \*Bob Lacey, E, North Carolina
12. Ruby Johnson, FB, Nebraska
13. \*Jeff Ware, LB, Pittsburgh
14. \*#Charley Brooks, E, Memphis State
15. \*#Herman Johnson, DB, Michigan St.
16. \*#Ray Popp, LB, Pittsburgh
17. \*Bob Lehman, G-LB, Notre Dame
18. \*Bill Scott, G, Memphis State

- \*Glenn Condren, T, Oklahoma
- \*Dick Shiner, QB, Maryland
- \*Larry Hand, T, Appalachian State
- \*Will Radosevich, T, Wyoming
- \*Cornell Gordon, HB, No. Car. A&T
- \*Mike Mayne, E, Idaho
- \*Jerry Rhome, QB, Tulsa (traded)
- \*John Butler, FB, San Diego State

**1965**

(drafted 4th)

- a. Joe Namath, QB, Alabama  
(From Denver through Houston for rights to Jerry Rhome)
- b. \*Tom Nowatzke, FB, Indiana  
John Huarte, QB, Notre Dame  
Verlon Biggs, T, Jackson State  
Bob Schweikert, HB, VPI
- \*Glenn Sasser, DE, N. Carolina St.  
Don Hoover, LB, Ohio U.
- a. Jim Harris, DT, Utah State  
(From Oakland for Louis Guy)
- \*b. Archie Roberts, QB, Columbia
- \*Rich McCurdy, DE, Oklahoma
- \*Jim Sidle, HB, Auburn
- \*Frank Lambert, K-E, Mississippi  
Jim Gray, DB, Toledo
- \*John Berrington, LB-C, Iowa State
- \*Sonny Utz, FB, VPI
- Gary Plumlee, DT-DE, New Mexico St.
- \*Jim Burt, DB, W. Kentucky State
- Seth Carthwright, DT, Prairie View
- \*Charles Browning, DB, Washington
- Traded to Denver
- Frank Dudek, G, Xavier
- Troy Allen, DB, W. Michigan

**1965 RED SHIRT DRAFT**

- 1. \*John Roland, HB, Missouri
- 2. \*John McGuire, TE-DE, Syracuse
- 3. \*Jim Heidel, DB, Mississippi
- 4. Bob Werl, DE, Miami
- 5. George Sauer, FL, Texas
- 6. \*Dale Lindsey, LB, West Kentucky St.
- 7. \*Ron Barlow, FB, Kansas St.
- 8. Bob Mallendick, T, Hillsdale
- 9. \*Dick Kotite, E, Wagner
- 0. \*Dave Austin, E, Georgia Tech
- 1. \*Richard Marshall, T, Stephen F. Austin
- 2. \*Pat Screen, QB, LSU

**1966**

(drafted 5th)

- 1. Bill Yearby, T, Michigan
- 2. \*Sam Ball, T, Kentucky
- 3. Carl McAdams, LB, Oklahoma
- 4a. James Waskiewicz, C-LB, Wichita  
(From Boston with Jim Colclough for John Huarte)
- 4b. \*Phil Sheridan, E, Notre Dame
- 5. \*Ben Hawkins, E, Arizona State
- 6a. Emerson Boozer, FB, Maryland State
- 6b. \*Dick Lemay, G, Vanderbilt  
(From Oakland for Dick Wood)
- 7. \*Joe Dobson, T, Idaho
- 8. Pete Lammons, E, Texas
- 9. James Jones, E, Omaha
- 10. \*Bill Wolski, HB, Notre Dame
- 11a. \*Gerald Allen, HB, Omaha  
(From Boston for Mike Dukes)
- 11b. Bob Walton, T, Auburn
- 12a. Steve Chormyszak, DT, Syracuse  
(From Denver for Ed Cummings)
- 12b. Ken Hollister, DE, Indiana
- 13. \*Stas Maliszewski, LB, Princeton
- 14. \*Stan Quintana, DB, New Mexico
- 15. \*Steve Cody, LB, Auburn
- 16. \*Ron Acks, DB, Illinois
- 17. \*Tom Tolleson, DB, Alabama
- 18. Gerry Mosher, E, California
- 19. \*Preston Ridlehuber, HB, Georgia
- 20. \*Randy Schultz, HB, Cedar Fort State

**1966 RED SHIRT DRAFT**

- 1. \*Don Parker, E, Virginia
- 2. \*Austin Denney, E, Tennessee
- 3. \*Jerry Lovelace, HB, Texas Tech
- 4. Tom Burnett, E, Arkansas
- 5. Ray Miller, T, Idaho
- 6. Allen Smith, HB, Findlay
- 7. \*Randy Smith, LB, Clemson
- 8. \*Joe Campbell, DB, Auburn
- 9. \*John Stipech, T, Utah
- 10. \*Dick Fitzgerald, T, Nebraska
- 11. \*Jim Kollman, G, Oregon

**1967**

(drafted alternately 12-13-14)

- 1. Paul Sellar, G, Notre Dame
- 2. \*Rich Sheron, TE, Washington State
- 3a. Dennis Randall, DE, Oklahoma State
- 3b. Henry King, DB, Utah State  
(From Boston for Jim Colclough)
- 4. Julian Gray, DB, Grambling
- 5. Louis Jackson, DB, Grambling
- 6. Jeff Richardson, DE, Michigan State
- 7. John Elliott, G, Texas
- 8. Gene Bledsoe, G, Texas
- 9. \*Ray Scott, DE, Prairie View
- 10. Raymond Brown, DB, Alcorn, A&M
- 11. Herb Slattery, G, Delaware
- 12. Randy Rasmussen, G, Kearney, Neb.
- 13. Jack Emmer, FL, Rutgers
- 14. Mike Stromberg, LB, Temple
- 15. \*Jack Schweberger, FL, Vermont
- 16. \*Doug Archibald, DB, Tennessee
- 17. \*Bob Biletnikoff, QB, Miami, Fla.

**1968**

(drafted alternately 17-18)

- 1. Lee White, FB, Weber State
- 2. Steve Thompson, DE-DT, Washington
- 3. Sam Walton, T, East Texas State
- 4. Gary Magner, DE-LB, Southern California
- 5. Lee Jacobsen, LB-K, Kearney, Neb.
- 6. Allocated to Cincinnati
- 7. Oscar Lubke, T, Ball State
- 8a. Robert Taylor, RB, Maryland State  
(From Miami for Archie Roberts)
- 8b. James Richards, DB-FL, VPI
- 8c. Karl Henke, DT, Tulsa  
(From Houston for rights to Rich Marshall)
- 9. Gary Houser, TE-P, Oregon State
- 10. Mike D'Amato, DB, Hofstra
- 11. Henry Owens, KR-RB, Weber State
- 12. Ray Hayes, DT, Toledo
- 13. Tom Myslinski, G, Maryland
- 14. Harvey Nairn, KR-FL-DB, Southern
- 15. \*Ronnie Ehrig, DB, Texas (ineligible)
- 16. Tom Bilotta, DE, Adams State
- 17. \*Myles Strasser, RB, Oskosh State

**1969**

(drafted 26th)

- 1. Dave Foley, T, Ohio State
- 2. Al Woodall, QB, Duke
- 3. Traded to Houston (For Bob Talamini)
- 4. Ezell Jones, DT-OT, Minnesota
- 5. \*Chris Gilbert, RB-FL, Texas
- 6. Jimmie Jones, LB, Wichita State
- 7. Cliff Larson, DE-OG, Houston
- 8. Cecil Leonard, DB, Tuskegee
- 9. Frank Peters, OT-C, Ohio U.
- 10. Mike Hall, LB, Alabama
- 11. Gary Roberts, OG, Purdue
- 12. Mike Battle, DB, USC
- 13. Steve O'Neal, P, Texas A&M
- 14. Roger Finnie, DE-TE, Florida A&M
- 15. Wayne Stewart, TE, California
- 16. George Nock, RB, Morgan State
- 17. \*Fred Zirkle, DT-OT, Duke

**1970**

(drafted 20th)

- 1. Steve Tannen, DB, Florida
- 2. Richard Caster, WR, Jackson State
- 3. Dennis Onkotz, LB, Penn State
- 4. John Ebersole, LB-DE, Penn State
- 5a. Clifford McClain, RB, So. Carolina St.  
(From Boston for Ezell Jones)
- 5b. Acquired from Cincinnati for Jeff Richardson, traded to Houston for W.K. Hicks
- 5c. Gary Arthur, TE-T, Miami, O.
- 6. Terry Stewart, DB, Arkansas
- 7. James Williams, DB, Virginia State
- 8a. Jack Porter, G, Oklahoma  
(From Boston for Karl Henke)
- 8b. Mark Lomas, DE, Northern Arizona
- 9. Ed Bell, WR, Idaho State
- 10. \*Cleve Dickerson, RB, Miami, O.
- 11. Earlie Thomas, DB, Colorado State
- 12. Bill Pierson, C-G, San Diego State
- 13. Walter Groth, DT, Baylor
- 14. John Little, LB, Oklahoma State
- 15. Tom Bayless, DT, Purdue
- 16. Claude Herard, DT, Mississippi
- 17. Dick Beard, RB, Kentucky

**1971**

(drafted 6th)

1. John Riggins, RB, Kansas
2. John Mooring, T, Tampa
3. Chris Farasopoulos, DB-KR, BYU
4. Bill Zapalac, LB-DE-TE, Texas
5. Traded to Cincinnati for Dave Middendorf
6. Phil Wise, RB-DB, Nebraska-Omaha
7. Scott Palmer, DT, Texas
8. Roy Kirksey, G, Maryland State
9. John Curtis, TE, Springfield
10. Jim Betts, S-QB, Michigan
11. Vern Studdard, WR-KR, Mississippi
12. Rich Sowell, DB-KR, Alcorn A&M
13. John Eggold, DE, Arizona
14. Jack Harpring, G, Michigan
15. Dan Dyches, C, South Carolina
16. Steve Harkey, RB, Georgia Tech
17. Greg Flaska, TE-DE, W. Michigan

**1972**

(drafted alternately 9-13-12-11-10)

- 1a. Jerome Barkum, WR-TE, Jackson St.
- 1b. Mike Taylor, LB, Michigan  
(From Washington as part of compensation for signing of Verlon Biggs)
2. Traded to Oakland for Bob Svihus
3. Gary Hammond, WR-S-QB, SMU
4. Ed Galigher, DE, UCLA
5. Dickie Harris, CB-R, South Carolina
6. Joe Jackson, DE, New Mexico State
7. Traded to Washington as part of Biggs deal
8. Marion Lattimore, G-K, Kansas State
9. Jeff Ford, DB, Georgia Tech
10. Rocky Turner, DB-WR, Tenn-Chattanooga
11. Robert Stevenson, LB, Tennessee State
12. Hank Bjorklund, RB, Princeton
13. Steve Sullivan, T, No. Texas State
14. Louis Age, G, S.W. Louisiana
15. Phil Sullivan, DB, Georgia
16. Gary Kipfmiller, C, Nebraska-Omaha
17. Ken Gamble, P, Fayetteville, N.C.

**1973**

(drafted alternately 13-14-12)

1. Burgess Owens, CB-S, Miami, Fla.
- 2a. Robert Woods, T, Tennessee State
- 2b. & 3. Traded to New Orleans for Dellen Howell & Richard Neal
4. Bill Ferguson, LB, San Diego State
5. Bruce Bannon, LB, Penn State
- 6a. Travis Roach, G, Texas
- 6b. Rick Harrell, C, Clemson  
(From Washington for Jimmie Jones)
7. Mike Haggard, WR, South Carolina
8. Rich Seifert, S, Ohio State
9. Rob Spicer, LB, Indiana
- 10a. Joe Carbone, LB, Delaware  
(From Baltimore for Chuck Hinton)
- 10b. Jim Krempkin, T, Texas A&M
11. David Knight, WR, William & Mary
12. Garry Puetz, T, Valparaiso
13. Bob Parrish, DT, Duke
14. Joe Schwartz, RB, Toledo
15. Mahlon Williams, TE, N.C. Central
16. John Czerwinski, T, Bowling Green
17. Jim Foote, P, Delaware Valley

**1974**

(drafted alternately 6-5)

1. Carl Barzilauskas, DT, Indiana
2. Gordon Browne, T, Boston College
- 3a. Godwin Turk, LB, Southern
- 3b. Roscoe Word, KR, Jackson State
4. Traded to New Orleans as part of Bob Davis and Steve O'Neal trade for Margene Adkins and Julian Fagan)
5. Gary Baucus, LB, Oklahoma
- 6a. Bill Wyman, C, Texas
- 6b. Wayne Jones, RB, Mississippi State  
(From St. Louis as part of Roger Finnie for Vern Emerson deal)
7. Butch Veazey, TE, Mississippi
- 8a. Greg Gantt, P, Alabama
- 8b. Larry Lightfoot, RB, Livingston,  
(From Orleans) (see above)
- 8c. Ron Rydalcik, DT, Utah (From Kansas City plus Mike Adamle for Gerry Philbin)
9. Robert Burns, RB, Georgia
10. Sam Baker, C, Georgia
- 11a. Eugene Bird, CB, So. Mississippi
- 11b. Bill Buckley, WR, Mississippi State  
(From St. Louis for Don Maynard)

**1974 (continued)**

12. John Ricca, DE, Duke
13. John Tate, LB, Jackson St. (ineligib)
14. Greg Fountain, G, Mississippi State
15. Willie Brister, TE, Southern
16. Clarence Jackson, RB, W. Kentuck
17. Doug Lowrey, G-C, Arkansas State

**1975**

(drafted alternately 12-11-16-15-14-13)

1. Traded to New Orleans for Billy Newsome
2. Anthony Davis, RB, Southern California
3. Richard Wood, LB, Southern California
4. Traded to Baltimore for Jim Bailey
5. Joe Wysock, G, Miami, Fla.
- 6a. Traded to Miami for Larry Woods
- 6b. Tom Alward, G, Nebraska  
(From Miami for John Mooring)
- 6c. Traded to Oakland for Bob Prout
7. Traded to Chicago for Wayne Mulligan
8. James Scott, WR, Henderson JC
9. Ed Taylor, CB, Memphis State
10. Charles James, CB, Jackson State
11. Jon Bradford, RB, Central St.-Ohio
12. Bert Cooper, LB, Florida State
13. Dan Spivey, DT-T, Georgia
14. Joe Fields, C, Widener
15. Brison Manor, DT-T, Arkansas
16. Greg Wells, T-G, Albany State
17. Mike Bartoszek, TE, Ohio State

**1976**

(drafted alternately 6-5-7)

1. Richard Todd, QB, Alabama
2. Shafer Suggs, S-CB, Ball State
3. Greg Buttle, LB, Penn State
4. Traded to Chicago plus Mike Adamle for Carl Garrett and draft choice Steve King, T, Michigan
6. Bob Martin, LB, Nebraska
- 7b. Larry Faulk, DE-DT, Kent State
- 8a. Joe Davis, G, So. Carolina  
(From Tampa Bay for Steve Reese)
- 8b. Louie Giamonna, RB, Utah State
9. Ronnie Moore, WR-KR, VMI
10. forfeited
11. Lawrence Pillers, LB-DE, Alcorn State
- 12a. Don Buckley, WR, N.C. State
- 12b. Dave Buckley, QB, N.C. State  
(From Philadelphia for future consideration)
13. Traded to Philadelphia for past considerations
14. Allan Gluchoski, C, West Virginia
15. Rick Faulk, P, San Francisco State
16. James Godwin, RB, Fayetteville State
17. Darwin Willie, TE, Tulane

**1977**

(drafted alternately 4-5)

1. Marvin Powell, T, Southern California
2. Wesley Walker, WR, California
- 3a. Traded to Pittsburgh for Steve Davis
- 3b. Tank Marshall, DE, Texas A&M  
(From San Francisco for Ed Galligher)
4. Scott Dierking, RB, Purdue
- 5a. Perry Griggs, WR-KR, Troy State
- 5b. Gary Gregory, G-C, Baylor  
(From Denver for Godwin Turk)
6. Joe Klecko, DT, Temple
- 7a. Charlie White, RB, Bethune-Cookman  
(From Tampa Bay for Richard Wood)
- 7b. Bob Grupp, S-P, Duke
- 7c. Kevin Long, RB, South Carolina  
(From Oakland for Carl Garrett)
- 8a. Dan Alexander, DT-G, LSU
- 8b. Ed Thompson, LB, Ohio State  
(From Chicago for John Ricca)
9. Matt Robinson, QB, Georgia
10. John Hennessy, DE, Michigan
- 11a. Traded to Philadelphia for past considerations
- 11b. Dave Butterfield, CB, Nebraska  
(From Oakland as part of Carl Garrett trade)
- 12a. Phil Gargis, RB-S, Auburn
- 12b. Dave Conrad, T, Maryland

**1978**

(drafted alternately 4-3-5)

1. Chris Ward, T, Ohio State
2. Mark Merrill, LB, Minnesota
3. Mickey Shuler, TE, Penn State
4. Dodie Donnell, FB, Nebraska
5. Randy Sidler, LB, Penn State

**78 (continued)**

- Bobby Jackson, CB, Florida State  
(From Buffalo for Billy Newsome)
- 1. Gregg Robinson, DT, Dartmouth
- 2. Levi Armstrong, CB, UCLA  
(From New Orleans for Richard Neal)
- 3. Jim Earley, FB, Michigan State
- 4. Derrick Gaffney, WR, Florida
- 5. Mike Mock, LB-P, Texas Tech  
(From Philadelphia for Rich Osborne)
- 6. Roy Eppes, S, Clemson  
(From Minnesota as part of Phil Wise trade)
- 7. Reggie Grant, CB, Oregon  
(From Buffalo for Lou Piccone)
- 8. Neil Hutton, CB, Penn State
- \*Louie Richardson, DE, Florida St.
- Pat Ryan, QB, Tennessee
- Alan Williams, P, Florida

**1979**

(drafted alternately, 14-13-15)

- Marty Lyons, DE-DT, Alabama
- Mark Gastineau, DE-DT, East  
Central (Okla.)
- Donald Dykes, CB, S.E. Louisiana
- a. Eric Cunningham, G, Penn State
- b. Johnny Lynn, CB, UCLA  
(From Green Bay for Carl Barzilauskas)
- a. Kelly Kirchbaum, LB, Kentucky
- b. Stan Blinka, LB, Sam Houston State  
(From Green Bay for Carl Barzilauskas)
- Bill Dufek, G, Michigan
- a. Emmett King, RB, Houston
- b. Keith Brown, S, Minnesota  
(From Houston as part of Rich  
Caster trade)
- ja. Marshall Harris, DT-DE, TCU  
(From Tampa Bay for Darrell Austin)
- jb. Willie Beamon, LB, Boise State
- 1. Gordy Sprattler, FB, North Dakota St.
- ja. Steve Sybeldon, T, North Dakota
- 1b. Ed McGlasson, C, Youngstown State  
(From Minnesota as part of Phil Wise  
trade)
- 1. Danny Sanders, QB, Carson-Newman
- 2. Paul Darby, WR, S.W. Texas State

**1980**

(drafted alternately 12-13-11)

- 1. Johnny "Lam" Jones, WR, Texas  
(chosen No. 2 in draft as Jets sent own  
1st round choice (13) and Denver's 1st  
round choice (19) to San Francisco  
Jets received Denver's 1st and 2nd  
round choice, plus Craig Penrose for  
Matt Robinson)
- 2a. Darrol Ray, S, Oklahoma
- 2b. Ralph Clayton, RB-WR, Michigan  
(From Denver as part of Matt Robinson  
trade)
- 3. Lance Mehl, LB, Penn State
- 4. Jesse Johnson, CB-S, Colorado
- 5. Jim Zidd, LB, Kansas
- 6a. George Visger, DE-DT, Colorado
- 6b. Tom Schremp, DE-DT, Wisconsin  
(From Oakland for Burgess Owens)
- 7a. Bobby Batton, RB, Nev.-Las Vegas
- 7b. Bennie Leverett, RB, Bethune-Cookman  
(From Houston as part of Rich Caster  
trade)
- 8. Jeff Dziama, LB, Boston College
- 9. Joe Peters, DT, Arizona State
- 10. Guy Bingham, C, Montana
- 11. James Zachery, LB-DE, Texas A&M
- 12. \*David Dumars, CB-KR, N.E. Louisiana

**1981**

(drafted alternately 3-2-4)

- 1. Freeman McNeil, RB, UCLA
- 2. Marion Barber, RB, Minnesota
- 3. Ben Rudolph, DT-DE, Long Beach St.
- 4. Al Washington, LB, Ohio State
- 5. \*Tyrone Keys, DE-DT, Mississippi St.
- 6. John Woodring, LB, Brown
- 7. Kenny Neil, DT-DT, Iowa State
- 8a. Lloyd Jones, WR, BYU
- 8b. \*J.C. Watts, RB-DB, Oklahoma  
(From Cleveland for Marshall Harris)
- 9. Admiral Dewey Larry, CB,  
Nev.-Las Vegas
- 10. Marty Wetzel, LB, Tulane
- 11. Ed Gall, DT, Maryland
- 12. Mike Moeller, T, Drake

**1982**

(drafted 24th)

- 1. Bob Crable, LB, Notre Dame
- 2. Reggie McElroy, T-G, West Texas St.
- 3. Dwayne Crutchfield, RB, Iowa St.
- 4. George Floyd, S-KR, Eastern Kentucky
- 5. Mark Jerue, LB, Washington
- 6. Lonell Phea, WR-KR, Houston
- 7. Tom Coombs, TE, Idaho
- 8. Lawrence Texada, RB, Henderson, Ark.
- 9. Rocky Klever, RB, Montana
- 10. Darryl Hemphill, S, West Texas St.
- 11. Perry Parmelee, WR, Santa Clara
- 12. \*Tom Carlstrom, G, Nebraska

**1983**

(drafted 24th)

- 1. Ken O'Brien, QB, Cal-Davis
- 2. Johnny Hector, RB, Texas A&M
- 3. \*JoJo Townsell, WR, UCLA
- 4. Wes Howell, TE, California
- 5. John Walker, DT, Nebraska, Omaha
- 6. \*Vincent White, RB, Stanford
- 7. \*Darrin Newbold, LB, S.W. Missouri
- 8. Davlin Mullen, CB-KR, Western  
Kentucky
- 9. Bobby Humphery, WR, New Mexico St.
- 10. Danny Fike, T, Florida
- 11. Mike Harmon, WR-KR, Mississippi
- 12. \*Stu Crum, K, Tulsa

**1984**

(drafted alternately 10-9-8-7)

- 1a. Russell Carter, CB-S, SMU
- 1b. Ron Faurot, DE-DT, Arkansas  
(From New Orleans for Richard Todd)
- 2a. Jim Sweeney, G-C, Pittsburgh
- 2b. Glenn Dennison, TE, Miami  
(From San Diego through Green Bay  
for Abdul Salaam and Kenny Neil)
- 3. Kyle Clifton, LB, TCU
- 4. Bobby Bell, LB, Missouri
- 5. Tron Armstrong, WR, Eastern Kentucky
- 6. Tony Paige, FB, Virginia Tech
- 7. Harry Hamilton, S, Penn State
- 8a. Billy Griggs, TE, Virginia
- 8b. Bret Wright, P, S.E. Louisiana  
(From Cleveland for Bobby Jones)
- 9. Tom Baldwin, DT, Tulsa
- 10. Ronny Cone, FB, Georgia Tech
- 11. Dan Martin, T, Iowa State
- 12. Dave Roberson, WR, Houston

**SUPPLEMENTAL**

- 1. Ken Hobart, QB, Idaho
- 2. Jim Sandusky, WR-KR, San Diego St.
- 3. Turner Gill, QB, Nebraska

**1985**

(drafted alternately 10-12-11)

- 1. Al Toon, WR, Wisconsin
- 2. Lester Lyles, S, Virginia
- 3. Donnie Elder, CB, Memphis State
- 4. Doug Allen, WR, Arizona State
- 5a. Troy Benson, LB, Pittsburgh  
(From Tampa Bay for Scott Dierking)
- 5b. Brian Luft, DT, USC
- 5c. Tony Smith, WR, San Jose State  
(From Chicago for Tyrone Keys)
- 6a. Jeff Deaton, G-T, Stanford
- 6b. Rich Miano, S, Hawaii  
(From Denver for Stan Blinka)
- 7. Traded to Kansas City for Charles  
Jackson
- 8. Matt Monger, LB, Oklahoma State
- 9. Mike Waters, FB, San Diego State
- 10. Kerry Glenn, CB, Minnesota
- 11. Brad White, DE, Texas Tech
- 12. Bill Wallace, WR, Pittsburgh

**1986**

(drafted alternately, 23-22-24)

- 1. Mike Haight, T-G, Iowa
- 2. Doug Williams, T, Texas A&M
- 3. Tim Crawford, LB, Texas Tech
- 4. Rogers Alexander, LB, Penn St.
- 5. Ron Hadley, LB, Washington
- 6. Traded to San Francisco for Billy  
Shields
- 7. Bob White, T, Rhode Island
- 8. Robert Ducksworth, CB, Southern  
Mississippi
- 9. Nu'u Faaoia, RB, Hawaii
- 10. Carl Carr, LB, North Carolina
- 11. Vince Amoia, RB, Arizona St.
- 12. Sai Cesario, T, Cal Poly SLO

**1987**

(drafted alternately, 21-20-19-18-17)

1. Roger Vick, FB, Texas A&M
2. Alex Gordon, LB, Cincinnati  
(chosen with L.A. Raiders pick, #42, for Jets' 2nd (#48) and 4th round pick)
3. Onzy Elam, LB, Tennessee State
4. Traded to L.A. Raiders for exchange of 2nd round picks.
5. Kirby Jackson, CB, Mississippi State
6. Tracy Martin, WR, North Dakota
7. Gerald Nichols, DT, Florida State
- 8a. Eddie Hunter, RB-KR, Virginia Tech  
(From Tampa Bay for Marvin Powell)
- 8b. Mike Rice, P, Montana
9. Ron McLean, DE-DT, Cal-State Fullerton
10. Sid Lewis, CB, Penn State
11. Kirk Timmer, LB, Montana State
12. Bill Ransdell, QB, Kentucky

**1988**

(drafted alternately, 8-10-9)

1. Dave Cadigan, T, Southern California
2. Terry Williams, CB, Bethune-Cookman
- 3a. Erik McMillan, S, Missouri
- 3b. James Hasty, CB, Washington State  
chosen with L.A. Raiders pick #74 for Jets' 4th (#90) and 5b (#111) round pick

**1988 (continued)**

4. Traded to L.A. Raiders for pick #3b
- 5a. Mike Withycombe, T, Fresno State
- 5b. Traded to L.A. Raiders for pick 3b  
(Obtained from SF for Johnny "Lam" Jones)
6. Paul Frase, DE, Syracuse
7. Gary Patton, RB, Eastern Michigan
8. Keith Neubert, TE, Nebraska
9. Ralph Tamm, G-DE, West Chester State
10. John Booty, CB, Texas Christian
11. John Galvin, LB, Boston College
12. Albert Goss, DT, Jackson State

**1989**

(drafted 14th)

1. Jeff Lageman, LB, Virginia
2. Dennis Byrd, DE, Tulsa
3. Joe Mott, LB, Iowa
4. Ron Stallworth, DE, Auburn
5. Tony Martin, WR, Mesa (CO)
- 6a. Marvin Washington, DE, Idaho  
(From L.A. Raiders for Russell Carter)
- 6b. Titus Dixon, WR-KR, Troy State
7. Stevon Moore, CB-S, Mississippi
8. A.B. Brown, RB, West Virginia
9. Patrick Mariatt, DT, West Virginia
10. Adam Bob, LB, Texas A&M
11. Artie Holmes, S, Washington State
12. Willie Snead, WR, Florida

**NOTES**

## ALL-TIME NEW YORK COACHES 1960-88

Austin, Bill, 1985  
 Baird, Bill, 1980-84  
 Baker, Ralph, 1980-84  
**Baugh, Sammy, 1960-61 (Head Coach)**  
 Biles, Ed, 1972-73  
 Bratkowski, Zeke, 1985-88  
 Callahan, Ray, 1983-88  
 Carson, Bud, 1985-88  
 Chambers, Wallace, 1988  
 Champion, Jim, 1976  
 Crowe, Burley, 1976  
 Dell Isola, John, 1960-62  
 Donaldson, J.D., 1963-67  
**Ewbank, Weeb, 1963-73 (Head Coach)**  
 Faulkner, Mike, 1983-88  
 Fry, Bob, 1974-82  
 Gardi, Joe, 1976-84  
 Haering, Joe, 1978-79  
 Hammond, Bobby, 1983-88  
 Henning, Dan, 1976-78  
 Hewgley, C.W. (Wimp), 1971-73  
**Holovak, Mike 1973-74 (Head Coach, 1976)\***  
**Holtz, Lou, 1976 (Head Coach)**  
 Idzik, John, 1977-79  
 Kirk, Jerry, 1976  
 Knox, Chuck, 1963-66  
 Kotite, Rich, 1983-88  
 Ledbetter, Bob, 1977-82  
 Mazur, John, 1977-80  
 McCulley, Pete, 1979-82  
 Meyer, Ken, 1969-72  
**Michaels, Walt, 1963-72, 1976 (Head Coach, 1977-82)**  
 Pasquale, Larry, 1980-88  
 Radakovich, Dan, 1985-88  
 Ringo, Jim, 1983-84  
 Rush, Clive, 1963-68  
 Rutigliano, Sam, 1974-75  
 Ryan, James (Buddy), 1968-75  
 Sauer, George, 1962  
 Sekanovich, Dan, 1977-82  
**Shipp, Ken, 1973-75 (Head Coach, 1975)\***  
 Spavital, Jim, 1975  
 Spencer, Joe, 1968-70  
 Sprinkle, Ed, 1962  
 Steber, John, 1960-61  
 Taylor, Hugh (Bones), 1960-62  
 Todd, Dick, 1960  
**Turner, Clyde (Bulldog), 1962 (Head Coach)**  
 Vechiarella, Jim, 1986-88  
 Voris, Dick, 1974-75  
**Walton, Joe, 1981-82 (Head Coach, 1983-88)**  
**Winner, Charley, 1973 (Head Coach, 1974-75)**  
 Zwahlen, Ernie, 1967

\*Interim Head Coach

## NEW YORK COACHES RECORDS

Coach	Seasons	Years	Games	W	L	T	Pct.
Joe Walton	1983-88	6	95	49	45	1	.521
Sammy Baugh	1960-61	2	28	14	14	0	.500
Weeb Ewbank	1963-73	11	154	71	77	6	.481
Walt Michaels	1977-82	6	87	39	47	1	.453
Charley Winner	1974-75	1+	23	9	14	0	.391
Bulldog Turner	1962	1	14	5	9	0	.357
Lou Holtz	1976	—	13	3	10	0	.231
Ken Shipp	1975	—	5	1	4	0	.200
Mike Holovak	1976	—	1	0	1	0	.000
<b>TOTALS</b>			<b>420</b>	<b>191</b>	<b>221</b>	<b>8</b>	<b>.464</b>

—+Nine games in 1975

## NOTES

# 1989 NATIONAL FOOTBALL LEAGUE SCHEDULE

(All times local)

## SUNDAY, SEPTEMBER 10

Atlanta at Miami	4:00
Cincinnati at Chicago	12:00
Cleveland at Pittsburgh	4:00
Dallas at New Orleans	12:00
Indianapolis at Minnesota	3:00
Kansas City at Denver	2:00
Los Angeles Rams at Atlanta	1:00
<b>NEW ENGLAND AT JETS</b>	4:00
Phoenix at Detroit	1:00
San Diego at Los Angeles Raiders	1:00
San Francisco at Indianapolis	12:00
Seattle at Philadelphia	4:00
Tampa Bay at Green Bay	12:00

## MONDAY, SEPTEMBER 11

Washington at Cincinnati	9:00
--------------------------	------

## SUNDAY, SEPTEMBER 17

Dallas at Atlanta	1:00
Detroit at Giants	4:00
Houston at San Diego	1:00
Indianapolis at Los Angeles Rams	1:00
Los Angeles Raiders at Kansas City	12:00
Miami at New England	1:00
Minnesota at Chicago	3:00
New Orleans at Green Bay	12:00
<b>JETS AT CLEVELAND</b>	1:00
Philadelphia at Washington	1:00
Phoenix at Seattle	1:00
Pittsburgh at Cincinnati	1:00
San Francisco at Tampa Bay	4:00

## MONDAY, SEPTEMBER 18

Denver at Buffalo	9:00
-------------------	------

## SUNDAY, SEPTEMBER 24

Atlanta at Indianapolis	12:00
Buffalo at Houston	12:00
Chicago at Detroit	1:00
Green Bay at Los Angeles Rams	1:00
Kansas City at San Diego	1:00
Los Angeles Raiders at Denver	2:00
Minnesota at Pittsburgh	1:00
New Orleans at Tampa Bay	1:00
<b>JETS AT MIAMI</b>	4:00
Phoenix at Giants	1:00
San Francisco at Philadelphia	1:00
Seattle at New England	1:00
Washington at Dallas	12:00

## MONDAY, SEPTEMBER 25

Cleveland at Cincinnati	9:00
-------------------------	------

## SUNDAY, OCTOBER 1

Atlanta vs. Green Bay at Milwaukee	12:00
Cincinnati at Kansas City	12:00
Denver at Cleveland	1:00
<b>INDIANAPOLIS AT JETS</b>	1:00
Los Angeles Rams at San Francisco	1:00
Miami at Houston	12:00
New England at Buffalo	1:00
Giants at Dallas	3:00
Pittsburgh at Detroit	1:00
San Diego at Phoenix	1:00
Seattle at Los Angeles Raiders	1:00
Tampa Bay at Minnesota	12:00
Washington at New Orleans	12:00

## MONDAY, OCTOBER 2

Philadelphia at Chicago	8:00
-------------------------	------

## SUNDAY, OCTOBER 8

Atlanta at Los Angeles Rams	1:00
Buffalo at Indianapolis	12:00
Chicago at Tampa Bay	1:00
Cincinnati at Pittsburgh	1:00
Cleveland at Miami	1:00
Dallas at Green Bay	12:00

## SUNDAY, OCTOBER 8 (continued)

Detroit at Minnesota	12:00
Houston at New England	1:00
Kansas City at Seattle	1:00
New Orleans at San Francisco	1:00
Giants at Philadelphia	1:00
Phoenix at Washington	4:00
San Diego at Denver	2:00

## MONDAY, OCTOBER 9

<b>LOS ANGELES RAIDERS AT JETS</b>	9:00
------------------------------------	------

## SUNDAY, OCTOBER 15

Detroit at Tampa Bay	1:00
Green Bay at Minnesota	12:00
Houston at Chicago	12:00
Indianapolis at Denver	2:00
Kansas City at Los Angeles Raiders	1:00
Miami at Cincinnati	1:00
New England at Atlanta	1:00
<b>JETS AT NEW ORLEANS</b>	3:00
Philadelphia at Phoenix	1:00
Pittsburgh at Cleveland	4:00
San Francisco at Dallas	12:00
Seattle at San Diego	1:00
Washington at Giants	1:00

## MONDAY, OCTOBER 16

Los Angeles Rams at Buffalo	9:00
-----------------------------	------

## SUNDAY, OCTOBER 22

Atlanta at Phoenix	1:00
Dallas at Kansas City	12:00
Denver at Seattle	1:00
Green Bay at Miami	1:00
Indianapolis at Cincinnati	1:00
Los Angeles Raiders at Philadelphia	1:00
Minnesota at Detroit	1:00
New England at San Francisco	1:00
New Orleans at Los Angeles Rams	1:00
Giants at San Diego	1:00
<b>JETS AT BUFFALO</b>	1:00
Pittsburgh at Houston	12:00
Tampa Bay at Washington	1:00

## MONDAY, OCTOBER 23

Chicago at Cleveland	9:00
----------------------	------

## SUNDAY, OCTOBER 29

Atlanta at New Orleans	12:00
Detroit vs. Kansas City at Milwaukee	12:00
Houston at Cleveland	1:00
Kansas City at Pittsburgh	1:00
Los Angeles Rams at Chicago	12:00
Miami at Buffalo	1:00
New England at Indianapolis	1:00
Philadelphia at Denver	2:00
Phoenix at Dallas	12:00
San Diego at Seattle	1:00
<b>SAN FRANCISCO AT JETS</b>	4:00
Tampa Bay at Cincinnati	1:00
Washington at Los Angeles Raiders	1:00

## MONDAY, OCTOBER 30

Minnesota at Giants	9:00
---------------------	------

## SUNDAY, NOVEMBER 5

Buffalo at Atlanta	1:00
Chicago at Green Bay	12:00
Cincinnati at Los Angeles Raiders	1:00
Cleveland at Tampa Bay	1:00
Detroit at Houston	12:00
Indianapolis at Miami	1:00
Los Angeles Rams at Minnesota	12:00
Giants at Phoenix	2:00
<b>JETS AT NEW ENGLAND</b>	1:00
Philadelphia at San Diego	1:00
Pittsburgh at Denver	2:00
Seattle at Kansas City	2:00

**SUNDAY NIGHT**  
Dallas at Washington 8:00

**MONDAY, NOVEMBER 6**  
San Francisco at New Orleans 8:00

**SUNDAY, NOVEMBER 12**  
Atlanta at San Francisco 1:00  
Chicago at Pittsburgh 1:00  
Cleveland at Seattle 1:00  
Dallas at Phoenix 2:00  
Denver at Kansas City 12:00  
Green Bay at Detroit 1:00  
Indianapolis at Buffalo 1:00  
**MIAMI AT JETS** 1:00  
Minnesota at Tampa Bay 1:00  
New Orleans at New England 1:00  
Giants at Los Angeles Rams 1:00  
Washington at Philadelphia 1:00

**SUNDAY NIGHT**  
Los Angeles Raider at San Diego 5:00

**MONDAY, NOVEMBER 13**  
Cincinnati at Houston 8:00

**SUNDAY, NOVEMBER 19**  
Buffalo at New England 1:00  
Detroit at Cincinnati 1:00  
Green Bay at San Francisco 1:00  
Kansas City at Cleveland 1:00  
Los Angeles Raiders at Houston 3:00  
Miami at Dallas 12:00  
Minnesota at Philadelphia 1:00  
New Orleans at Atlanta 1:00  
Phoenix at Los Angeles Rams 1:00  
San Diego at Pittsburgh 1:00  
Seattle at Giants 4:00  
Tampa Bay at Chicago 12:00

**SUNDAY NIGHT**  
**JETS AT INDIANAPOLIS** 8:00

**MONDAY, NOVEMBER 20**  
Denver at Washington 9:00

**THURSDAY, NOVEMBER 23**  
(Thanksgiving Day)  
Cleveland at Detroit 12:30  
Philadelphia at Dallas 3:00

**SUNDAY, NOVEMBER 26**  
**ATLANTA AT JETS**  
Chicago at Washington 4:00  
Cincinnati at Buffalo 1:00  
Houston at Kansas City 12:00  
Minnesota vs. Green Bay at Milw. 12:00  
New England at Los Angeles Raiders 1:00  
Pittsburgh at Miami 1:00  
San Diego at Indianapolis 1:00  
Seattle at Denver 2:00  
Tampa Bay at Phoenix 2:00

**SUNDAY NIGHT**  
Los Angeles Rams at New Orleans 7:00

**MONDAY, NOVEMBER 27**  
Giants at San Francisco 6:00

**SUNDAY, DECEMBER 3**  
Cincinnati at Cleveland 1:00  
Denver at Los Angeles Raiders 1:00  
Green Bay at Tampa Bay 1:00  
Houston at Pittsburgh 1:00  
Indianapolis at New England 1:00  
Los Angeles Rams at Dallas 12:00  
Miami at Kansas City 12:00

**SUNDAY, DECEMBER 3 (continued)**  
New Orleans at Detroit 1:  
**JETS AT SAN DIEGO** 1:  
Philadelphia at Giants 1:  
San Francisco at Atlanta 1:  
Washington at Phoenix 2:

**SUNDAY NIGHT**  
Chicago at Minnesota 7:

**MONDAY, DECEMBER 4**  
Buffalo at Seattle 6:

**SUNDAY, DECEMBER 10**  
Atlanta at Minnesota 12:  
Cleveland at Indianapolis 4:  
Dallas at Philadelphia 1:  
Detroit at Chicago 12:  
Kansas City at Green Bay 12:  
New Orleans at Buffalo 1:  
Giants at Denver 2:  
Phoenix at Los Angeles Raiders 1:  
**PITTSBURGH AT JETS** 1:  
San Diego at Washington 1:  
Seattle at Cincinnati 1:  
Tampa Bay at Houston 12:

**SUNDAY NIGHT**  
New England at Miami 8:

**MONDAY, DECEMBER 11**  
San Francisco at Los Angeles Rams 6:

**SATURDAY, DECEMBER 16**  
Dallas at Giants 12:3  
Denver at Phoenix 2:0

**SUNDAY, DECEMBER 17**  
Buffalo at San Francisco 1:0  
Green Bay at Chicago 12:0  
Houston at Cincinnati 1:0  
Miami at Indianapolis 1:0  
Minnesota at Cleveland 1:0  
New England at Pittsburgh 1:0  
**JETS AT LOS ANGELES RAMS** 1:0  
San Diego at Kansas City 12:0  
Tampa Bay at Detroit 1:0  
Washington at Atlanta 4:00

**SUNDAY NIGHT**  
Los Angeles Raiders at Seattle 5:00

**MONDAY, DECEMBER 18**  
Philadelphia at New Orleans 8:00

**SATURDAY, DECEMBER 23**  
**BUFFALO AT JETS** 12:30  
Washington at Seattle 1:00

**SATURDAY NIGHT**  
Cleveland at Houston 7:00

**SUNDAY, DECEMBER 24**  
Chicago at San Francisco 1:00  
Denver at San Diego 1:00  
Detroit at Atlanta 1:00  
Green Bay at Dallas 12:00  
Indianapolis at New Orleans 12:00  
Kansas City at Miami 1:00  
Los Angeles Raiders at Giants 1:00  
Los Angeles Rams at New England 1:00  
Phoenix at Philadelphia 1:00  
Pittsburgh at Tampa Bay 1:00

**MONDAY, DECEMBER 19**  
Cincinnati at Minnesota 8:00

## POSTSEASON

- Sun. Dec. 31 AFC and NFC First Round Playoffs (NBC and CBS)
- Sat. Jan. 6 AFC and NFC Divisional Playoffs (NBC and CBS)
- Sun. Jan. 7 AFC and NFC Divisional Playoffs (NBC and CBS)
- Sun. Jan. 14 AFC and NFC Championship Games (NBC and CBS)
- Sun. Jan. 28 Super Bowl XXIV at the Louisiana Superdome, New Orleans, Louisiana
- Sun. Feb. 4 AFC-NFC Pro Bowl at Honolulu, Hawaii (ESPN)

# NEW YORK JETS MEDIA INFORMATION

## GIANTS STADIUM INFORMATION

Address: Giants Stadium, East Rutherford, NJ 07073 — It is bounded by Rt. 20 and the NJ Turnpike on the East, Rt. 3 on the South, Berry's Creek and Rt. 17 on the West and Paterson Plank Rd. on the North.

Will Call: Gate D, open 3 hours before kickoff for 1:00 game, 3 hours for 4:00 or 9:00 start and 4 hours prior to any playoff game.

Press Box Location: Enter Gate D. Upper Level Press Box — Level 1 (Working Press, Scouts, PR Control), Lower Level Press Box (Coaches, TV, Radio, PA, Scoreboard).

## GAME DAY DETAILS

The Jets' public relations staff is located in the press box in the 3rd row, seats 34-35. The visiting PR staff can be found in the 2nd row, seats 23-24. The play-by-play account of the game and statistics will be distributed in the press box during and after the game. A luncheon is served pre-game and a snack is available at halftime in the dining room area of the upper press box.

## LOCKER ROOM ACCESS

Your press credential will serve as your locker room pass. To reach the locker rooms, take the press elevator to the ground level and enter the stadium tunnel. The Jets' and visitor's locker rooms are to the left. Both locker rooms can be reached in 2-3 minutes.

## TELEPHONE SERVICE

The Jets provide 3 complimentary telephones (credit card or collect calls only) in the visitor's area of the press box along with a bank of pay telephones in the press lounge. Should you wish a private telephone at your seat, you should make prior arrangements with the NJ Sports & Exposition Authority: Jay Rosenfeld at 01-460-4355 or 201-935-8500.

## TRANSPORTATION & HOTELS

**TAXI:** If you require a taxi after the game, reservations may be made by calling 288-4999 or 438-0916.

**HOTELS:** Loews Glenpointe (201-836-0600), Sheraton-Hasbrouck Heights (201-836-6100), Hilton at Harmon Meadow (201-348-2000), Sheraton-Meadowlands (201-896-0500), Meadowlands-Hilton (201-348-6900).

## CREDENTIALS

Contact Frank Ramos (212-421-6600) Tuesday prior to the home game.

## DIRECTIONS TO GIANTS STADIUM

From LAG: Take Grand Central Parkway (West to Triboro Bridge, follow directions to George Washington Bridge. From George Washington Bridge, follow I-95 to NJ Turnpike. Take NJTP western spur to Sports Complex exit.


From JFK: Take Van Wyck Expressway to Long Island Expressway (495-West) to New York City's Midtown Tunnel. Cross 34th St. following directions to Lincoln Tunnel. Take Lincoln Tunnel, then travel approximately 4 miles to Rt. 3 West to the Sports Complex signs for Stadium.

From Newark Airport: Take NJ Turnpike north to Exit 16W and follow signs to Sports Complex.

From Port Authority: Load-and-go bus service for all games from 41st St. bus terminal in Manhattan.

## MEDIA PARKING

Lots 9 & 11 at Giants Stadium.



**WHEN THE BLITZ IS ON,**

**GATORADE® IS THIRST AID FOR THAT DEEP DOWN BODY THIRST.**



Gatorade is proud to be a part of  
the New York Jets' tradition.  
Best of luck for the '89 season!

