



# INDEX

Attendance Figures .....	132
Awards .....	168
Biographies	
Assistant Coaches .....	13
Gutman, Steve-President .....	5
Haley, Dick-Director of Player Personnel .....	12
Hess, Leon-Chairman of the Board .....	3
Parcells, Bill-Head Coach .....	7
Players	
Veterans .....	29
Draft Choices .....	92
1st-year and Rookie Free Agents .....	102
Staff .....	21
Depth Chart .....	115
Directory .....	2
Draft Year-by-Year .....	210
Hall of Famers .....	198
Historical Highlights .....	186
How The Jets Are Being Built .....	116
Overtime Games .....	118
Participation Chart, 1996 .....	133
Playoff Information	
History .....	199
Records .....	205
Pro Bowl .....	154
Pronunciation Guide .....	114
Records	
Individual .....	156
Team .....	162
The Last Time .....	117
Longest Plays .....	148
Sacks .....	155
Opponents .....	161
Won-Lost .....	215
Coaches .....	216
Year-by-Year Leaders .....	149
Results	
1996 Game Summaries .....	119
1996 NFL Standings and Postseason Results .....	217
Regular Season .....	170
Preseason .....	183
Series .....	178
Rosters	
Alphabetical .....	112-113
Numerical .....	114
All-Time Players .....	206
All-Time Coaches .....	216
Statistics, 1996	
Team .....	141
Individual .....	142
Game-by-Game .....	119
Top Performers .....	140
Where the Jets ranked in the AFC/NFL .....	140
Schedules	
1997 Jets .....	1
1997 NFL Regular Season and Preseason .....	219
Stadium Information .....	1

## PHONE NUMBERS

Training Complex:	516-560-8100
PR Line:	516-560-8157
PR Extensions:	
Frank Ramos	x8107
Doug Miller	x8106
Sharon Czark	x8109
Berj Najarian	x8151
Ramos Home:	212-831-8919
Miller Home:	516-969-0750
PR FAX:	516-560-8197



More publications available at:

[www.retroseasons.com/library/](http://www.retroseasons.com/library/)

# New York Jets 1997 Schedule

## PRESEASON

DATE	OPPONENT (SITE)	N.Y. TIME	TV CH.
Sat. Aug. 2	PHILADELPHIA	8:00	11*
Fri. Aug. 8	BALTIMORE	8:00	11*
Sat. Aug. 16	at Giants	8:00	5
Fri. Aug. 22	Tampa Bay at Orlando	7:30	11

## REGULAR SEASON

Sun. Aug. 31	at Seattle	4:00	4
Sun. Sep. 7	BUFFALO	1:00	4
Sun. Sep. 14	at New England	8:00	TNT/11
Sun. Sep. 21	OAKLAND	1:00	4
Sun. Sep. 28	at Cincinnati	4:00	4
Sun. Oct. 5	at Indianapolis	4:00	4
Sun. Oct. 12	MIAMI	1:00	4
Sun. Oct. 19	NEW ENGLAND	1:00	4
Sun. Oct. 26	BYE		
Sun. Nov. 2	BALTIMORE	1:00	4
Sun. Nov. 9	at Miami	1:00	4
Sun. Nov. 16	at Chicago	4:00	4
Sun. Nov. 23	MINNESOTA	1:00	5
Sun. Nov. 30	at Buffalo	1:00	4
Sun. Dec. 7	INDIANAPOLIS	4:00	4
Sun. Dec. 14	TAMPA BAY	1:00	5
Sun. Dec. 21	at Detroit	4:00	4

\* If tape delay: 11:30 PM

RADIO: All games broadcast over WFAN 660-AM or WXRK 92.3-FM  
TICKET INFORMATION: New York Jets - 516-560-8200

## MEADOWLANDS INFORMATION

Location:	East Rutherford, N.J. 07073
Capacity:	77,716
Playing Surface:	AstroTurf
Stadium Phone:	201-935-8500
Press Box Phone:	201-842-5550, 5551

PRESS GATE located at Gate D. WILL CALL window next to Gate D.  
Press elevator entrance at plaza level between Gates C and D (50-yard line). Both press gate and will call open 3 hours before game.

This brochure is published by New York Jets Football Club, Inc.  
Written and edited by Frank Ramos, Ken Ilchuk and Doug Miller  
with assistance by Sharon Czark and Berj Najarian.  
Printer: Command Color Press, Roger Young, Bob Pyne, Coordinators.

# NEW YORK JETS

## TRAINING COMPLEX & ADMINISTRATIVE OFFICES

1000 Fulton Avenue, Hempstead, NY 11550 • 516-560-8100/Ticket Information 516-560-8200

### EXECUTIVE STAFF

Chairman of the Board .....	Leon Hess
President .....	Steve Gutman
Chief Football Operations Officer .....	Bill Parcells
Director of Player Personnel .....	Dick Haley
Director of Pro Personnel .....	Scott Pioli
Director of Player Contract Negotiations .....	Mike Tannenbaum
Director of Player Development .....	Carl Banks
Treasurer and Chief Financial Officer .....	Michael Grestle
Executive Director of Business Operations .....	Bob Parente
Director of Public Relations .....	Frank Ramos
Director of Operations .....	Mike Kensil

### FOOTBALL STAFF

Head Coach .....	Bill Parcells
Asst. Head Coach/Defensive Backs .....	Bill Belichick
Running Backs .....	Maurice Carthon
Defensive Line .....	Romeo Crennel
Quarterbacks/Special Asst. Coach .....	Ron Erhardt
Linebackers .....	Al Groh
Tight Ends .....	Pat Hodgson
Strength and Conditioning .....	John Lott
Offensive Line .....	Bill Muir
Wide Receivers .....	Charlie Weis
Special Teams .....	Mike Sweatman
Offensive Asst./Quality Control .....	Todd Haley
Defensive Asst./Quality Control .....	Eric Mangini
Strength and Conditioning Asst. ....	Josh Zitomer
Player Personnel	
Scouting Coordinator .....	John Griffin
Personnel Scouts	Joey Clinkscales    Michael Davis    Sid Hall    Jessie Kaye Bob Schmitz    Marv Sunderland    Lionel Vital
Head Athletic Trainer .....	David Price
Assistant Athletic Trainer .....	John Mellody
Equipment Manager .....	Bill Hampton
Equipment Director .....	Clay Hampton
Equipment Assistant .....	John Howerton, Jr.
Equipment Assistant .....	Gus Granneman
Director of Security .....	Steve Yarnell
Video Director .....	Jim Pons
Assistant Video Director .....	John Seiter
Video Assistant .....	Jim Space
Groundskeeper .....	Bob Hansen
Assistant Groundskeeper .....	Tom Green

### ADMINISTRATIVE STAFF

Controller .....	Mike Minarczyk
Accountant .....	Dawn Aponte
Director of Computer Technology .....	Hal Masure
Manager of Computer Technology .....	Christine Haefling
Director of Ticket Operations .....	John Buschhorn
Computer Ticket Operations Mgr. ....	Carol Anne Coppola
Director of Team Travel .....	Kevin Coyle
Senior Marketing Manager .....	Marc Riccio
Marketing Manager .....	Beth Conroy
Coordinator of Special Projects .....	Ken Ilichuk
Assistant Director of Public Relations .....	Douglas Miller
Public Relations Assistant .....	Sharon Czark
Public Relations Assistant .....	Berj Najarian
Assistant Director of Operations .....	Kathy Reade

### SUPPORT STAFF

#### SUPPORT STAFF

Administration  
Danny Ferraiola (PR Intern)  
Pat Ference (Accounting)  
Stacey Hammond (Tickets)  
JoAnn Lucas (Pres. Office)  
Denise Reynolds  
(Mailroom Supervisor)  
Maryjo Canavan Tobias  
(Receptionist)

#### PLAYER PERSONNEL

Maureen Dillon (Player Personnel)  
Linda Martin (Pro Personnel)  
Charlie McGuckin (Pro Personnel)  
Jo Jo Wooden (Pro Personnel)  
Doug Melson (Pro Personnel)

#### COACHING

Linda Leoni (Head Coach's Office)  
Mary Grace Tranchina  
(Asst. Coaches)

#### TEAM SERVICES

Joe Bragen (Grounds)  
Harry Fisher (Security)  
Chris Mendoza (Maintenance)  
Kevin Pike (Team Services Assistant)  
Ned Petchick (Seasonal Assistant  
Trainer)  
Doug Allen (Seasonal Assistant Trainer)  
Dean Crowell (Seasonal Assistant  
Trainer)

### MEDICAL STAFF

Chairman .....	James A. Nicholas, M.D.
Orthopedist .....	Elliott Hershman, M.D.
Associate Orthopedist .....	Stephen Nicholas, M.D.
Internist .....	Elliot Pellman, M.D.

### TEAM CONSULTANTS

Dentist .....	David Sarnar, D.D.S.
Optician/Contact Lens Practitioner .....	Ralph Tisdale
Podiatrist .....	Ralph Turri, D.P.M.
Educational/Vocational .....	Ernie Turner, PhD
Chiropractor .....	George Rizos, D.C.

### CLUB INFORMATION

Stadium .....	Meadowlands (77,716) East Rutherford, NJ-AstroTurf
Colors .....	Green and White
Radio .....	WFAN SportsRadio (660 AM)
Regular Season TV .....	NBC, FOX, TNT, WPIX, MSG
Preseason .....	WPIX, Channel 11



## **LEON HESS** Chairman of the Board

"I'm very excited and thankful to have Bill Parcells and his staff leading the Jets," said Leon Hess at a standing room only news conference to announce Parcell's hiring. "I'm thrilled not only for my family and the Jets, but for all the Jets fans.

"He's going to satisfy our fans, bring our team back and have us all at the point where we're proud that we're part of the Jets' family."

It was with those words on February 6, 1997 that Hess began the Bill Parcells era with the New York Jets, launching a rejuvenated feeling of optimism and enthusiasm among Jets fans.

"I was born and brought up in Asbury Park, NJ. I even started in the oil business there," Hess said. "Bill Parcells is in love with Sea Girt, NJ. They're eight miles apart. Seventy years ago as kids in the summertime, at low tide we used to have a rake and a little shovel and we'd go and dig up clams and sell them. The big ones would go for clam chowder at restaurants and the little ones went to clam bars. We were lucky to make 50 or 75 cents a day. Little did I think, that 70 years later, eight miles away in Sea Girt, would be a Tuna. It's all the same ocean. Little did I think the good Lord would favor me in life and I could marry that Tuna."

Hess has continuously sought the finest football facilities for both the players and the fans throughout the years. After citing Shea Stadium as "the NFL's poorest facilities for players and spectators alike," Hess announced plans to move to the Meadowlands prior to the 1984 season. As a result, during the last 13 seasons, thousands of additional Jets fans have had the opportunity to watch NFL football in comfort and safety, in modern surroundings, with proper facilities, adequate parking and good football sightlines.

In addition, Hess has continued to provide the Jets players and staff with outstanding facilities by building an ultra-modern locker room at the Meadowlands and by improving the Weeb Ewbank training complex at Hofstra University with a new indoor air-supported training center, a new AstroTurf field, a new grass field, an overhauled weight room and additional offices.

In 1995, Hess was introduced by Joe Namath as Hess was inducted into the New Jersey Sports Hall of Fame along with Giants owner Wellington Mara, former Giants All-Pro tackle Al De Rogatis and former Rutgers FB Paul Robeson. In 1983, Hess was an honored recipient of the Distinguished American Award at the National Football Foundation and Hall of Fame dinner. He joined an impressive list of past winners including Vince Lombardi, Bob Hope, Jimmy Stewart, Bill Carpenter and Fr. Theodore Hesburgh.

Hess, the long-time chairman of the board of the Amerada Hess Corporation, handed over the reins of the company to his son John in

## HESS (continued)


1995, and now holds the title of Chairman of the Executive Committee. Hess started building Amerada Hess from his father's 2-truck heating oil delivery business during the 1930's, and took over daily operations of the company after a stint in the Army during World War II where he was responsible for supplying fuel to General George Patton's troops. From those humble beginnings he built a multi-billion dollar oil and gas company with refineries located around the world. He has been the sole owner of the Jets since 1984 and has been actively involved in the development of the club since acquiring part of the franchise in 1963.

## HOW THEY BECAME THE JETS

On March 28, 1963 a five-man syndicate composed of David A. (Sonny) Werblin, Leon Hess, Townsend B. Martin, Donald C. Lillis and Philip H. Iselin purchased the New York Titans of the American Football League for the price of \$1 million.

Less than a month later, on April 15, Werblin, the team's president and CEO renamed the team the "Jets". The reasons were twofold. At the time, the United States was entering the "space" or "Jet Age". Commercial airlines were filling the air and soon there would be men walking on the moon. Also, the Jets new stadium, Shea Stadium, would be located in Flushing Meadows, NY between LaGuardia and Idlewild (later renamed John F. Kennedy Airport) Airports. Hence the name, New York Jets.





## **STEVE GUTMAN** President

"Twenty-four highly qualified men called wanting the (head coaching) job," said Jets president Steve Gutman at a news conference to introduce Bill Parcells as the new Jets head coach. "Leon Hess' sights were set on the superstar we wound up with."

The patience of Gutman and Hess was rewarded with the hiring of Parcells as head coach and chief football operations officer, but it wasn't as easy as it may sound.

Just two weeks earlier, Parcells had guided the New England Patriots to Super Bowl XXXI and was now in a contract dispute with management. He wanted out. The Patriots wanted Parcells to fulfill contract obligations for 1997 as interpreted by the team.

Gutman embarked on a bold plan for the Jets: Install Parcells as a consultant for one year and let him take the reins in 1998. In the meantime, Gutman proposed that Parcells' long-time right-hand man Bill Belichick become the new Jets head coach and bring with him key members of the Parcells staff from New England. On February 3, Gutman made just that announcement to a stunned news conference.

When the Patriots protested, NFL Commissioner Paul Tagliabue stepped in and both clubs agreed to let the commissioner decide the issue. The commissioner ruled the Patriots would receive compensatory draft choices in 1997, '98 and '99, but the Jets would get their man on the sideline and in charge a year early. Thus, on February 10, Hess and Gutman greeted the new head coach and chief football operations officer.

Gutman was named president on June 14, 1988. He has been with the Jets since 1977. His first 11 seasons were spent serving as the corporate treasurer-secretary and administrative manager. In that role he supervised the daily operation of the club and served on the Board of Directors. He also directed all the Jets fiscal operations including player contract negotiations, tickets and marketing. Gutman has added the responsibilities of the presidency while still directing all of the fiscal and daily operations of the club.


In addition to the busy off-season additions of Parcells and his staff, Gutman also oversaw the Jets' renovation of the year-round training complex at Weeb Ewbank Hall at Hofstra University. The Jets now have a state-of-the-art AstroTurf indoor air-supported facility, as well as two new fields.


Gutman has been a respected figure around NFL circles. In 1991, he was appointed by Paul Tagliabue to the Management Council Work Group. He serves as economic consultant to the NFLMC during collective bargaining sessions with the NFLPA and has been a member of the players and coaches pension committees. He has also been involved in

**GUTMAN** *(continued)*

community and charity projects and has received special recognition from the United Way of New York, the American Red Cross of Nassau and Suffolk counties and the Cystic Fibrosis Foundation for his efforts on their behalf.

Prior to joining the Jets in 1977, Gutman had extensive experience as a financial consultant in areas of securities, research, sales, underwriting, investment banking and management. He received his BS in accounting and MBA in corporate finance from New York University. Gutman was born January 24, 1935 in the Bronx, NY. He and his wife Carol have three children, sons Fred and Rob and daughter Elise.





## **BILL PARCELLS** Head Coach

Bill Parcells, one of only two coaches in NFL history to lead two different teams to the Super Bowl, has set his sights on piloting the New York Jets to such lofty heights. As the New York Jets 11th full-time head coach and chief football operations officer, Parcells and his loyal staff of assistants prepare to restore the pride of an organization.

"We're all thrilled," said Jets owner Leon Hess at a standing room only news conference to announce Parcells' hiring. "I'm very excited and thankful to have Bill Parcells and his staff leading the Jets. I'm thrilled not only for my family and the Jets, but for all the Jets fans.

"He's going to satisfy our fans, bring our team back and have us all at the point where we're proud that we're part of the Jets' family."

Parcells, 55, comes back to the region where he grew up and holds with the highest regard. An Oradell, NJ native, Parcells was a member of the first graduating class at River Dell (Oradell) High in 1959, where he starred in basketball, football, and baseball.

"I was born and brought up in Asbury Park, N.J. I even started in the oil business there," Hess said. "Bill Parcells is in love with Sea Girt, N.J. They're eight miles apart. Seventy years ago as kids in the summertime, at low tide we used to have a rake and a little shovel and we'd go in and dig up clams and sell them. The big ones would go for clam chowder at restaurants, and the little ones went to clam bars. We were lucky to make 50 or 75 cents in a day. Little did I think, 70 years later, eight miles away in Sea Girt, would be a Tuna. It's all the same ocean. Little did I think the good Lord would favor me in life and I could marry that Tuna."

"This is my home," said Parcells. "There is something special about doing your job where you grew up, where you're comfortable and where you have great support."

During his 12 seasons as an NFL head coach, Parcells is 119-86-1, including victories in Super Bowls XXI and XXV with the New York Giants and an appearance most recently in Super Bowl XXXI with the New England Patriots. His teams have finished in either first or second place eight times in his 12 years.

"I view this as a consummate challenge and hopefully I can revitalize this franchise to the point where we can compete for the championship," Parcells said. "Every place I've been, that's been my goal, to try and compete for the championship and instill in the players the pride to try and do that."

Parcells inherited a Patriots team that went 2-14 in 1992 and, within two years, helped guide the team to a 10-6 mark and its first playoff game in eight years. Then, in his fourth year, the Patriots went 11-5,

## PARCELLS (continued)

good for first place in the AFC East and a first round playoff bye, setting up two home playoff wins that put them into the Super Bowl against Green Bay. That accomplishment established Parcells along with Don Shula (Miami & Baltimore) as one of only two coaches to lead different teams to Super Bowls.

In his previous head coaching tenure with the New York Giants, Parcells took over a 4-5 team from the strike-shortened 1982 season and, following a 3-12-1 campaign in 1983, enjoyed a remarkable run of 9, 10, 14, 10, 12, and 13-win seasons between 1984 and 1990 that saw the Giants capture two Super Bowls, three division titles, and have only one losing year. Parcells won NFL Coach of the Year honors in 1986 and 1989.

Parcells is the fourth winningest active coach with 119 victories, trailing only Dan Reeves, Marv Levy and Marty Schottenheimer. He and Jimmy Johnson are the only active coaches to have claimed two Super Bowls.

Prior to engineering a championship football atmosphere in New England, Parcells spent two years as an analyst for NBC Sports, serving in roles ranging from studio host to color commentator. Given medical clearance by his physicians, Parcells resumed his coaching career in New England, on January 21, 1993.

He began his coaching career in 1964 as a defensive assistant at Hastings College (NE). He returned to Wichita State in 1965 as a defensive line coach before returning east to coach at Army. After four years at West Point (1966-69), Parcells left for stints at Florida State, Vanderbilt, and Texas Tech. His first head coaching position came at the Air Force Academy in 1978. It was then on to the NFL, as Parcells joined Ray Perkins' staff with the Giants as an assistant in 1979. He moved briefly for one season to the Patriots in 1980 as linebackers' coach on current Jets' quarterbacks coach and special assistant Ron Erhardt's staff before returning to the Giants as defensive coordinator and linebackers coach, the position he held until taking over as head coach in 1983.

Born August 22, 1941, in Englewood, NJ, Parcells recently built a house in Sea Girt, NJ. He and his wife, Judith have three daughters—Suzy, Jill and Dallas, and two grandchildren, Kyle and Kendall.

### BILL PARCELLS HEAD COACHING RECORD

#### Regular Season Totals

YEAR	TEAM	W	L	T	PCT.	RESULT
1983	NYG	3	12	1	.219	5TH, NFC EAST
1984	NYG	9	7	0	.563	2ND, NFC EAST
1985	NYG	10	6	0	.625	2ND NFC EAST
1986	NYG	14	2	0	.875	1ST NFC EAST
1987	NYG	6	9	0	.400	5TH NFC EAST
1988	NYG	10	6	0	.625	2ND NFC EAST
1989	NYG	12	4	0	.750	1ST NFC EAST
1990	NYG	13	3	0	.813	1ST NFC EAST
1993	NE	5	11	0	.313	4TH AFC EAST
1994	NE	10	6	0	.625	2ND AFC EAST
1995	NE	6	10	0	.375	4TH AFC EAST
1996	NE	11	5	0	.688	1ST AFC EAST

Career Totals                    109    81    1            .571

### BILL PARCELLS NFL PLAYOFF RECORD

YEAR	TEAM	W	L	T	PCT.	FINISH
1984	NYG	1	1	0	.500	
1985	NYG	1	1	0	.500	
1986	NYG	3	0	0	1.000	NFL Champions
1989	NYG	0	1	0	.000	
1990	NYG	3	0	0	1.000	NFL Champions
1994	NE	0	1	0	.000	
1996	NE	2	1	0	.667	AFC Champions

Career Totals                    10    5    0            .667

**PARCELLS** (continued)

**BILL PARCELLS NFL TOTAL RECORD**

	W	L	T	PCT.
Regular Season	109	81	1	.571
Postseason	10	5	0	.667
<b>Career Totals</b>	<b>119</b>	<b>86</b>	<b>1</b>	<b>.578</b>

**FINISHING UP STRONG**

Over the course of his 12 year head coaching career, Parcells' teams have always been strong finishers. His teams have always enjoyed their greatest successes during the months of December (.633 pct) and January (.750 pct). Since 1986, Parcells' record in the month of December is 26-10-0, a winning percentage of 72.2.

		Sept.	Oct.	Nov.	Dec.	Jan.
		W-L-T	W-L-T	W-L-T	W-L-T	W-L-T
1983	Giants	2-2-0	0-4-1	1-3-0	0-3-0	—
1984	Giants	3-2-0	2-2-0	3-1-0	2-3-0	—
1985	Giants	3-1-0	2-2-0	3-1-0	3-2-0	0-1-0
1986	Giants	3-1-0	3-1-0	4-0-0	4-0-0	3-0-0
1987	Giants	0-2-0	1-3-0	2-3-0	3-1-0	—
1988	Giants	2-2-0	4-1-0	2-2-0	2-1-0	—
1989	Giants	3-0-0	4-1-0	2-2-0	3-1-0	0-1-0
1990	Giants	4-0-0	3-0-0	3-1-0	3-2-0	3-0-0
1993	Patriots	0-4-0	1-3-0	0-3-0	3-1-0	1-0-0
1994	Patriots	2-2-0	1-3-0	3-1-0	4-0-0	0-1-0
1995	Patriots	1-2-0	1-4-0	3-1-0	1-3-0	—
1996	Patriots	2-2-0	3-1-0	3-1-0	3-1-0	2-1-0
<b>CAREER TOTALS</b>		<b>25-20-0</b>	<b>25-25-1</b>	<b>29-19-0</b>	<b>31-18-0</b>	<b>9-4-0</b>
		<b>.556</b>	<b>.500</b>	<b>.604</b>	<b>.633</b>	<b>.750</b>

**PARCELLS VS. THE AFC EAST**

	Regular Season	Postseason	Total
Buffalo Bills	4-6	1-0	5-6
Indianapolis Colts	6-3	0-0	6-3
Miami Dolphins	4-5	0-0	4-5
New England Patriots	2-0	0-0	2-0
New York Jets	6-4	0-0	6-4
<b>CAREER TOTALS</b>	<b>22-18</b>	<b>1-0</b>	<b>23-18</b>
	<b>.550</b>	<b>1.000</b>	<b>.560</b>

**PARCELLS NFL MILESTONES**

New York Jets Head Coach Bill Parcells has built one of the most successful coaching records in his 12 seasons as an NFL head coach. Under his tutelage, the Giants captured 2 Super Bowl titles (Super Bowl XXI and Super Bowl XXV) and he appeared in another, Super Bowl XXXI with the New England Patriots. He is one of only 4 active NFL head coaches to have guided a team to a Super Bowl title (the others include New Orleans' Mike Ditka, Miami's Jimmy Johnson and Dallas' Barry Switzer).

**BILL PARCELLS CAREER HONORS**

- Associated Press Coach of the Year (1994)
- United Press International Coach of the Year (1994)
- Maxwell Award Coach of the Year (1994)
- USA Today Coach of the Year (1994)
- Pro Football Weekly Coach of the Year (1994)
- Football Digest Coach of the Year (1994)
- College and Pro Football Newsweekly AFC Coach of the Year (1994)
- NFL Films Coach of the Year (1989)
- The Washington Post NFL Coach of the Year (1989)
- NFL Coach of the Year (1986)
- Pro Magazine NFC East Coach of the Year (1984)

PARCELLS (continued)

CAREER NFL HIGHLIGHTS

DATE	OPPONENT	SCORE	W/L	HIGHLIGHT
9/4/83	Los Angeles Rams	6-16	L	First Game as NFL Head Coach
9/11/83	at Atlanta Falcons	16-13 (OT)	W	First Win as NFL Head Coach
11/20/83	at Philadelphia Eagles	23-0	W	First NFL shutout
12/2/84	New York Jets	20-10	W	Clinches first NFL winning season
12/23/84	at Los Angeles Rams	16-13	W	First NFC playoff victory
12/29/84	at San Francisco 49ers	10-21	L	NFC playoff game
12/29/85	San Francisco 49ers	17-3	W	NFC Wild-Card game
1/5/86	at Chicago Bears	0-21	L	NFC Playoff game
12/14/86	St. Louis Cardinals	27-7	W	Clinches first NFC East title
12/20/86	Green Bay Packers	55-24	W	Undefeated home schedule (8-0)
1/4/87	San Francisco 49ers	49-3	W	NFC playoff game
1/11/87	Washington Redskins	17-0	W	NFC Championship Game
1/25/87	Denver Broncos	39-20	W	Super Bowl XXI
12/2/88	at Washington Redskins	24-23	W	50th career NFL win
12/16/89	Dallas Cowboys	15-0	W	Clinches NFC East
1/7/90	Los Angeles Rams	13-19 OT	L	NFC playoff game
12/23/90	at Phoenix Cardinals	24-21	L	Clinches NFC East
1/13/91	Chicago Bears	31-3	W	NFC playoff game
1/20/91	at San Francisco 49ers	15-13	W	NFC Championship Game
1/27/91	Buffalo Bills	20-19	W	Super Bowl XXV
9/5/93	at Buffalo Bills	14-38	L	First game with Patriots
10/10/93	at Phoenix Cardinals	23-21	W	First win with Patriots
12/24/94	at Chicago Bears	13-3	W	Clinches playoff berth-100th NFL win
1/1/95	at Cleveland Browns	13-20	L	AFC playoff game
12/8/96	New York Jets	34-10	W	Clinches AFC East
12/21/96	at New York Giants	23-22	W	Clinches first round playoff bye
1/12/97	Pittsburgh Steelers	28-3	W	AFC Playoff game
1/19/97	Jacksonville Jaguars	20-6	W	AFC Championship game
1/26/97	Green Bay Packers	21-35	L	Super Bowl XXXI

ALL-TIME COACHES WITH 100 CAREER VICTORIES

COACHES	YRS	REGULAR SEASON				CAREER TOTALS			
		W	L	T	PCT.	W	L	T	PCT.
Don Shula	32	328	156	6	.676	347	173	6	.665
George Halas	40	318	148	31	.671	324	151	31	.671
Tom Landry	29	250	162	6	.605	270	178	6	.601
Curly Lambeau	33	226	132	22	.624	229	134	22	.623
Chuck Noll	23	193	148	1	.566	209	156	1	.572
Chuck Knox	22	186	147	1	.558	193	158	1	.550
Paul Brown	21	166	100	6	.621	170	108	6	.609
Bud Grant	18	158	96	5	.620	168	108	6	.609
Steve Owen	23	151	100	6	.595	153	108	17	.581
Dan Reeves	16	141	106	1	.571	149	113	1	.568
Marv Levy	16	137	102	0	.573	148	109	0	.576
Joe Gibbs	12	124	60	0	.674	140	65	0	.683
Hank Stram	17	131	97	10	.571	136	100	10	.573
Weeb Ewbank	20	130	129	7	.502	134	130	7	.507
M. Schottenheimer	13	125	73	1	.631	130	83	1	.610
Sid Gilliam	18	122	99	7	.550	123	104	7	.541
<b>Bill Parcells</b>	<b>12</b>	<b>109</b>	<b>81</b>	<b>1</b>	<b>.571</b>	<b>119</b>	<b>86</b>	<b>1</b>	<b>.578</b>
George Allen	12	116	47	5	.705	118	54	5	.681
Don Coryell	14	111	83	1	.572	114	89	1	.561
Mike Ditka	11	106	62	0	.631	112	68	0	.622
John Madden	10	103	32	7	.750	112	39	7	.731
George Seifert	8	98	30	0	.766	107	35	0	.793
Buddy Parker	15	104	75	9	.577	107	76	9	.581
Tom Flores	12	97	87	0	.527	105	90	0	.538
Vince Lombardi	10	96	34	6	.728	105	35	6	.740
Bill Walsh	10	92	59	1	.609	102	63	1	.617

**PARCELLS** (continued)

**POSTSEASON RECORDS OF NFL COACHES WITH 100+ CAREER WINS**

Bill Parcells is now tied for 6th place in postseason winning percentage among all-time NFL head coaches with at least 100 wins. He is the only active coach on this exclusive list.

Rank	Coach	Record	%
1.	Vince Lombardi (Green Bay-Washington)	9-1	.900
2.	Weeb Ewbank (Baltimore-New York Jets)	4-1	.800
3.	Joe Gibbs (Washington)	16-5	.762
4.	Buddy Parker (St. Louis-Detroit-Pittsburgh)	3-1	.750
5.	Bill Walsh (San Francisco)	10-4	.714
6.	<b>Bill Parcells</b> (New York Giants- New England-New York Jets)	<b>10-5</b>	<b>.667</b>
	Chuck Noll (Pittsburgh)	16-8	.667
	George Halas (Chicago)	6-3	.667
9.	Hank Stram (Kansas City-New Orleans)	11-7	.611
10.	Curly Lambeau (Green Bay-Chicago- St. Louis-Washington)	3-2	.600

**PARCELLS AMONG ACTIVE NFL COACHES**

(Based on career wins)

COACHES	YRS	REGULAR SEASON				OVERALL			
		W	L	T	PCT.	W	L	T	PCT.
D. Reeves	16	141	106	1	.571	149	113	1	.568
Marv Levy	16	137	102	0	.573	148	109	0	.576
<b>Bill Parcells</b>	<b>12</b>	<b>109</b>	<b>81</b>	<b>1</b>	<b>.571</b>	<b>119</b>	<b>86</b>	<b>1</b>	<b>.578</b>
Mike Ditka	11	106	62	0	.631	112	68	0	.622
T. Marchibroda	10	75	79	0	.487	77	83	0	.481
J. Johnson	6	59	45	0	.567	66	46	0	.589
Bill Cowher	5	53	27	0	.663	58	32	0	.644
M. Holmgren	5	51	29	0	.638	58	32	0	.644
Bobby Ross	5	47	33	0	.588	58	36	0	.581
D. Green	5	47	33	0	.588	47	37	0	.560
B. Switzer	3	34	14	0	.708	36	19	0	.655
D. Wannstedt	4	32	32	0	.500	32	32	0	.500
L. Infante	4	33	47	0	.413	33	48	0	.407
D. Vermeil	7	54	47	0	.535	57	51	0	.528
B. Coslet	5	32	42	0	.432	32	43	0	.427
M. Shanahan	4	29	23	0	.558	30	24	0	.555
R. Rhodes	2	20	12	0	.625	21	14	0	.600
Norv Turner	2	18	30	0	.375	18	30	0	.375
D. Erickson	2	15	17	0	.469	15	17	0	.469
J. Fisher	3	16	22	0	.421	16	22	0	.421
D. Capers	2	19	13	0	.594	19	13	0	.588
T. Coughlin	2	13	19	0	.406	15	20	0	.429
Tony Dungy	1	6	10	0	.375	6	10	0	.375
V. Tobin	1	7	9	0	.438	7	9	0	.438
J. Fassel	-	-	-	-	---	-	-	-	---
K. Gilbride	-	-	-	-	---	-	-	-	---
S. Mariucci	-	-	-	-	---	-	-	-	---

**BILL PARCELLS' COACHING HISTORY**

YEAR	TEAM/SCHOOL	POSITION
1964	Hastings (Neb.) College	Defensive Line Coach
1965	Wichita State	Defensive Line Coach
1966-69	Army	Linebackers Coach
1970-72	Florida State	Linebackers Coach
1973-74	Vanderbilt	Defensive Coordinator
1975-77	Texas Tech	Defensive Coordinator
1978	Air Force Academy	Head Coach
1980	New England Patriots	Linebackers Coach
1981-82	New York Giants	Defensive Coordinator/ Linebackers Coach
1983-90	New York Giants	Head Coach
1993-96	New England Patriots	Head Coach
1997	New York Jets	Head Coach and Chief Football Operating Officer

## ADMINISTRATIVE STAFF



**DICK  
HALEY**

**Director of Player Personnel  
6th Season with Jets/32nd in NFL**

Has 37 years of experience in pro football as a personnel director, scout and player...joined the club in January of 1991 to oversee Jets' scouts and the evaluation of player personnel...had his contract extended for 3 years by head coach Bill Parcells...has overseen the Jets' draft since 1995 and has been responsible for the teams excellent young talent...some of the top players selected during Haley's direction have included Adrian Murrell, Richie Anderson, Hugh Douglas, Keyshawn Johnson, Kyle Brady, Matt O'Dwyer, Marcus Coleman and James Farrior...has been involved in preparation for the annual draft since his arrival and was responsible for running the Jets 1995 draft when GM Dick Steinberg was diagnosed with stomach cancer...is now also overseeing all aspects of the player personnel department...came to the Jets from Pittsburgh where he served as the Steelers' director of player personnel since 1971...drafted many of the players that captured 9 AFC Central Division titles, 4 AFC championships and 4 Super Bowl titles...had a monumental draft in 1974 selecting Lynn Swann, Jack Lambert, John Stallworth and Mike Webster in the 1st 5 rounds while picking 21st overall...other Haley drafts were highlighted by all-pros Jack Ham, Franco Harris, Eric Green, Rod Woodson and Louis Lipps...started his scouting career with the BLESTO scouting combine in 1966 and spent 5 years there before going to Pittsburgh...played 6 seasons in the NFL as a DB...played 4 seasons with the Steelers (1961-64)...was originally selected in the 9th round of the 1959 draft by WAS and played there for 2 seasons before being taken by MIN in the 1961 NFL expansion draft...was a HB at the University of Pittsburgh from 1955-59 where he was a teammate of Mike Ditka and former Pitt head coach Foge Fazio...wife Carolyn, daughter Callie and son Richard, who is an assistant head coach/quality control with the Jets.



**SCOTT  
PIOLI**

**Director of Pro Personnel  
1st Season with Jets/6th in NFL**

Was hired by the Jets as director of pro personnel on February 5, 1997...served as the Baltimore Ravens pro personnel coordinator in 1996...while with the Ravens, Pioli was responsible for the full-time contract negotiating duties of some free agent players, as well as middle and late round draft choices...also was responsible for researching salary cap changes and NFL contract research, as well as tracking player movement in the NFL and its effects on the salary cap...in addition, Pioli scouted pro personnel talent the past four seasons...joined the Cleveland Browns personnel department in 1992 and worked closely with Bill Belichick...served as a full-time assistant coach at Murray State from 1990-91...in 1990 was the offensive line coach and was the defensive line coach in 1991...prior to joining the Racers' staff, served as a graduate assistant at Syracuse, assisting the offensive line...a 4-year starter at defensive tackle (1983-87), Pioli was red-shirted in 1984...named 1st-team Division II All-New England 3 times, twice named AP All-New England and received honorable mention All-

## PIOLI (continued)

East (1985-87)...was a team co-captain his senior season...Scott graduated with a bachelor's degree in communications from Central Connecticut and studied television and film at Syracuse's S.I. Newhouse School of Communication Graduate Studies program...was a standout student and athlete at Washingtonville (N.Y.) H.S...was born on March 31, 1965...single.

## MIKE TANNENBAUM

Director of Player Contract  
Negotiations

1st Season with Jets/3rd in NFL



Hired by the Jets on February 19, 1997...joins the Jets after having spent the 1996 season as a player personnel assistant with the New Orleans Saints...as with the Saints, he will be responsible for the management and strategic planning of the Jets' NFL salary cap...worked under Jets' assistant head coach Bill Belichick with the Cleveland Browns in 1995 as an assistant in the personnel department, where his primary duties involved salary cap research...has had three works published regarding sports management: "An Overview of Relations between Major League and Minor League Baseball" (*The Sports Lawyers* newsletter), "The Tax Consequences of Giving Athletic Scholarships" (*The Sports Lawyers* newsletter), and "A Comprehensive Analysis of Recent Anti-Trust and Labor Litigation involving the National Basketball Association and the National Football League" (*The Sports Lawyers Annual Journal*)...graduated from Tulane University School of Law in 1995 and earned his certificate in sports law...worked as an intern in the Saints personnel department while in law school...served as an intern for the Pittsfield (N.Y.) Mets of the New York-Penn League in 1991...graduated from the University of Massachusetts with a degree in accounting and with a minor in sports management...graduated from Needham H.S. in his hometown of Boston in 1987...single...born February 14, 1969 in New York City.

## ASSISTANT COACHES

## BILL BELICHICK

The Defense Department  
1st Season with Jets/23rd in NFL  
12th with Bill Parcells



Bill Belichick, the Jets' assistant head coach and secondary coach, comes to the Green and White with plans of being part of a system that will lead the Jets into the 21st century.

"I'm hoping this is as long-term as it gets," he said. "I want the players and the fans of the New York Jets to know that we're in this for the long-haul. We have a program that has proven to work and we are going to implement that program here."

The upcoming season will be Belichick's 23rd year in the National Football League and his 9th in the American Football Conference.

"I think everyone has to understand this is a program and a program extends beyond one person," Belichick said. "I think I will have to earn their respect here and I will do that. If a player wants to be part of the system, he'll jump in and do it."

## BELICHICK (continued)

Belichick, 44, the former head coach of the Cleveland Browns, comes to the Jets after having served as assistant head coach under Bill Parcells for the New England Patriots during the 1996 season, in which the Patriots captured the AFC Championship and fell to the Green Bay Packers in Super Bowl XXXI.

His units are notoriously strong late in games, as evidenced by the Patriots 9-0 mark when leading after three quarters this past season. Belichick's swarming, hustling defensive units are annually among the leaders in big hits, interceptions and playmakers.

"I'm a strong believer in getting around the ball and trying to make things happen," he said. "When you have guys flying around and sticking their noses in there, good things are bound to happen."

Belichick played football, lacrosse and squash while attending college at Wesleyan University in Middletown, Conn. On the football field, he played center and tight end for the Cardinals during his three varsity seasons. The three-sport athlete finished his lacrosse career with 10 goals and 21 assists and was named the team's captain his senior year.

Belichick was born April 16, 1952 in Nashville, Tenn., and was raised in Annapolis, Md. He was a standout prep athlete at Annapolis High School, where he has since been enshrined into the school's Hall of Fame. He attended Phillips Academy before enrolling at Wesleyan University, where he earned his bachelor's degree in economics, graduating in 1975. While in Cleveland, Belichick and his wife began the Bill and Debby Belichick Charity Foundation and in just three years they helped raise over \$125,000 for the Zelma George Home, a shelter for homeless women and children in Cleveland. Bill and Debby have three children, Amanda, 12, Stephen, 10, and Brian, 5.

### BILL BELICHICK'S COACHING HISTORY

1975	Baltimore Colts	Asst. Special Teams Coach
1976-77	Detroit Lions	Asst. Special Teams Coach
1978	Denver Broncos	Asst. Special Teams Coach and Asst. to the Def. Coord.
1979-80	New York Giants	Special Teams Coach
1981-82	New York Giants	Linebackers
1983-88	New York Giants	Coordinate Defense and Linebackers
1989-90	New York Giants	Defensive Coordinator and Secondary
1991-95	Cleveland Browns	Head Coach
1996	New England Patriots	Asst. Head Coach and Secondary



## MAURICE CARTHON

Running Backs  
1st Season with Jets/4th in NFL  
4th with Bill Parcells

Hired by the Jets on February 5, 1997...A young, experienced assistant coach who has been tabbed by Bill Parcells as having a bright future in the NFL coaching circles...partly responsible for the NFL's second highest scoring unit in 1996 (26.1 points per game)...was instrumental in the rapid ascension of NE RB Curtis Martin (1995 NFL Rookie of the Year and 1995 and 1996 Pro Bowl selection) and the continued development of FB Sam Gash (1995 and 1996 Pro Bowl alternate)...was hired as an offensive assistant in 1994 and had his coaching duties expanded in each of his 3 seasons in NE...a veteran of 8 NFL seasons as a player, all with the New York Giants...was a key member of Bill Parcells' 1986 and 1990 Giants Super Bowl championship teams as a punishing blocking FB...never missed a game due to injury in his career

## **CARTHON** *(continued)*

(missed 1 game due to an illness in his family)...was hired as an offensive assistant in 1994 and shared the running back duties with Charlie Weis in 1995 (a season which saw unheralded 3rd-round draft choice Martin set single season rushing records with 1,487 yards and 14 TD on 368 attempts and become the only rookie selected to play in the 1996 Pro Bowl)...in 1996 Carthon took over the full-time responsibilities of the running backs and assisted in the continued development of Martin (316-1152-3.6-14 TD rushing) and also saw his receiving numbers increase...during his playing career Carthon was recognized as 1 of the premier blocking backs in the NFL...finished his 8-year NFL career with 300-950-3.2 avg.-2 TD rushing and 90-745-8.2 avg.-2 TD receiving...had his best season statistically in 1986 when he had a career-high 260 yards and helped the GIA claim the first of two NFL titles during his 7-year career with the GIA...his career high rushing came in 1990 when he was 12-67-5.6 avg. against the Phoenix Cardinals...began his professional football career as an 8th-round draftee of the New Jersey Generals of the USFL...rushed for 2,102 yards and 20 TD while clearing the way for the league's leading rusher, Herschel Walker...in 1984 Carthon started all 18 games and finished the season with a career-high 1,042 yards rushing and 11 TD...made the successful switch to the NFL in 1985 when he signed as a free agent with the Giants and started 8 of the 16 games...played 6 seasons under head coach Bill Parcells and helped him claim 2 Super Bowl titles...ended his playing career as a member of the Indianapolis Colts in 1992 and retired following that season...as a collegian, he twice earned All-Southland Conference honors while starring at Arkansas State...was voted team captain his senior year and led the team in rushing with 682 yards...attended Osceola H.S. (Ark.) and was named the state MVP in basketball and twice earned all-conference honors in football...earned his undergraduate degree in physical education and science...honored as the Osceola Man of the Year in 1991...born on April 24, 1961 in Chicago, IL...single.

## **ROMEO CRENNEL**

**Defensive Line**  
**1st Season with Jets/17th in NFL**  
**18th with Bill Parcells**



Hired on February 5, 1997...a veteran of 16 NFL seasons and 3 Super Bowl appearances (2 championships)...served the previous 4 seasons as the defensive line coach for the New England Patriots, a unit which improved its play annually under his tutelage...coached a group of smaller, overachieving and players while with the Patriots and was able to make them effectively stuff the run and pressure the passer...the Pats defense was ranked the 2nd stingiest AFC defensive unit in the red zone (42.2 TD percentage)...used a defensive line rotation while with NE...helped the Patriots defensive staff and players adjust from a 3-4 defense to a 4-3 for the 1996 season...began his NFL coaching career, along with Bill Parcells in 1981, on Ray Perkins' Giants staff...during his 12-year (1981-92) coaching tenure with the Giants, the team made the 6 playoff appearances, won 3 NFC Eastern Division championships and 2 Super Bowls...his coaching contributions helped lead the Giants to their 1st winning season in 9 years and the 1st playoff berth since 1963...he began his coaching career as a graduate assistant at Western Kentucky in 1970 and continued as a full-time assistant from 1971-74...his 1st association with Parcells came the following year when Crennel joined the Texas Tech coaching staff as a defensive assistant (Parcells was the defensive coordinator from 1975-77)...in

## CRENNEL (continued)

1978 was named the defensive ends coach at Mississippi...was named the defensive line coach at Georgia Tech in 1980...the following year Crennel left the college ranks and was reunited with Parcels as an assistant on Perkins' staff with the Giants...a 4-year starter (1966-69) at Western Kentucky, the 1st 3 as a defensive lineman (among the tackle leaders each year), but when the offensive line struggled early in his senior season, Crennel willingly gave up what could have been a sure shot at all-conference honors to offer his services at offensive line...the move helped solidify the offensive line and earned Crennel team MVP honors...earned his bachelor's degree in physical education at Western Kentucky and received his master's degree as a graduate assistant with the Hilltoppers...his brother, Carl, played LB with the Hamilton Tiger Cats of the Canadian Football League...Crennel was a standout athlete at both Fort Knox (KY) and at Central (Amherst, VA) H.S....wife, Rosemary, daughters Lisa, Tiffany, and Kristen.



## RON ERHARDT

Quarterbacks  
2nd Season with Jets/25th in NFL  
11th with Bill Parcels

Pronounced: AIR-heart...Entering his 2ND season with the Jets...will once again handle offensive play calling responsibilities...joined the Jets on 2/5/96 after spending the previous 4 seasons with PIT...has coached in 3 Super Bowls, winning championships twice, in his 23-year career...helped PIT to 4 straight playoff appearances, including a berth in the 1995 AFC Championship Game and the team's 1<sup>st</sup> Super Bowl appearance in 16 seasons in Super Bowl XXX...offense ranked 7<sup>th</sup> in the AFC and 11<sup>th</sup> in the NFL last season, averaging 325.5 yards per game, including 226.6 passing yards per game, good for 4<sup>th</sup> in the AFC and 10<sup>th</sup> in the NFL...there were several standout individual performances on offense, including Adrian Murrell's 1249 rushing yards, the 1<sup>st</sup> 1000-yard rushing season by a Jet since Freeman McNeil's club record 1331 in 1985...Murrell ranked 4<sup>th</sup> in the AFC and 7<sup>th</sup> in the NFL in rushing, and 5<sup>th</sup> in the AFC and 10<sup>th</sup> in the NFL in total yards...WR Wayne Chrebet led team in receptions and receiving yards with 84-909, the 3<sup>rd</sup>-highest reception total in Jets history...one of the NFL's top offensive teams in 1995, PIT averaged 360.6 yards per game, 2ND-best in the AFC and 6<sup>th</sup> in the NFL...also ranked 3<sup>rd</sup> in the AFC and 8<sup>th</sup> in the NFL in passing offense (244.8) and 8<sup>th</sup> in the AFC and 12<sup>th</sup> in the NFL in rushing (115.8)...PIT captured it's 1<sup>st</sup> rushing title since 1976, averaging 136.3 yards per game in 1994...also had an AFC-low 9 INT that season...in 1993 PIT ranked 5<sup>th</sup> in the AFC and 7<sup>th</sup> in the NFL in total offense (327.2) and 2ND in the AFC and 6<sup>th</sup> in the NFL in rushing (125.2)...led PIT to top 10 finishes in total offense (5A/9N) and rushing offense (2A/4N) in his 1<sup>st</sup> season with the club (1992)...prior to joining PIT he spent 10 seasons with GIA as offensive coordinator (1982-90) and assistant head coach (1991), earning Super Bowl rings after the 1986 and 1990 seasons...that appointment followed his NFL head coaching debut with NE from 1979-81 where he posted records of 9-7 and 10-6 in his 1<sup>st</sup> 2 seasons...began his NFL coaching career in 1973 as NE's backfield coach, a position he held until 1977 when he was promoted to offensive coordinator...coached at North Dakota State from 1963-1972...compiled a 62-7-1 record as head coach from 1966-72 for a .884 winning percentage, winning 2 college division national championships...began his coaching career in 1956 as a high school coach in North Dakota, compiling a 45-9-2 record as a head coach and winning 1 state championship...was an all-conference QB and lettered in basketball and baseball at Jamestown

## ERHARDT (continued)

College (ND) where he earned a bachelor's degree in business and physical education...earned his master's in physical education and science from Colorado after a 3-year stint in the military...born February 27, 1931 in Mandan, ND...wife Anita, sons Rob and Jim, daughters Jan and Jill.

## AL GROH

**Linebackers Coach**  
**1st Season with Jets/10th in NFL**  
**7th with Bill Parcells**



Returns to his native New York after having spent the previous 4 seasons with the New England Patriots as their defensive coordinator and linebackers coach...a veteran of 2 Super Bowls (1 championship)...worked closely with Bill Belichick in the team's switch from a 3-4 to a 4-3 defense in 1996...instrumental in the development of the Patriots linebacking corps, widely regarded as the foundation of their defense...the NE defense ranked 3rd in the AFC with a +7 in the take-away/give-away rankings (23 interceptions and 11 fumbles)... between 1994 and 1996, the Patriots were 15-1 in games in which they won the turnover ratio...over the last 5 games of the season, opponents averaged just 12.8 points per game...in 1995 they improved their sack total by 5 from the 1994 season (39) and allowed just 2 100-yard rushers and 2 300-yard passers...in 1995 he worked 6 new players into the starting defensive unit...in 1994 the Patriots led the NFL with 40 take-aways (22 INT and 18 fumbles)...after taking over the defense in 1993, the defensive unit improved in nearly every statistical category, finishing 6th in the AFC in total defense...prior to joining the Patriots, he served as Belichick's LB coach with the Cleveland Browns for the 1992 season...from 1989-91 was a defensive assistant with the Giants (1989 and 1990 with Bill Parcells)...his first season with Parcells at the Giants saw the team capture the division title with a 12-4 record...named head coach at Wake Forest in 1981 and became the 2nd winningest coach in Demon Deacon history during his 6-year stay in Winston-Salem (1981-86)...joined the NFL ranks with the Atlanta Falcons as special teams and tight ends coach in 1987 under head coach Marion Campbell... earned his bachelor's degree in commerce at Virginia in 1967...was a 4-year letterman in football as a defensive end and also earned letters as a defenseman in lacrosse...his return to Long Island represents a homecoming for Groh, as he grew up in Manhasset (15 minutes from the Jets training complex) and was a standout high school athlete and student at Chaminade H.S...his oldest son, Michael, was the starting QB at Virginia in 1994 and 1995...born July 13, 1944 in New York City...wife, Anne, children Michael, 25, Ashley Anne, 22 and Matthew, 16.

## TODD HALEY

**Offensive Assistant/Quality Control**  
**3rd Season with Jets/3rd in NFL**  
**1st with Bill Parcells**



If having strong NFL roots is any indication, Todd Haley will be a valuable addition to Bill Parcells' coaching staff.

## HALEY (continued)

First hired in 1995 as an assistant in the Jets' scouting department under his immensely respected father, Dick, Haley moves into the coaching ranks this season. He will work closely with the offensive staff, breaking down game and practice tapes while assisting in game plan preparation.

With the ability to evaluate both the skill and intangibles of players, Haley, 30, possesses an excellent working knowledge of the pro game and the inner workings of the NFL. As a child, he had the unique opportunity to witness first-hand the success of some of the all-time stories teams. A Pittsburgh native, Haley, observed while his father (then the Steelers' director of player personnel) helped assemble the great Steeler Super Bowl teams of the 70s.

Some of his most vivid memories were born on the Steelers' sideline, where he performed duties as a waterboy and ballboy from ages 9-18 — also attending many victory parties to celebrate the Steelers' four Super Bowl triumphs.

Before working for the Jets, Haley was a golf pro at the Woodcrest Country Club in Syosset, NY and the Burning Tree Golf Club in Bethesda, MD. A solid collegiate golfer, he participated in the NCAA golf tournament during his years at the University of Florida and University of Miami, from 1985-1990.

Haley and his wife Chrissy are the proud parents of daughter Taylor, 1.



## **PAT HODGSON**

**Tight Ends  
2nd Season with Jets/16th in NFL  
6th with Bill Parcells**

Begins his 2nd year with the Jets...will once again work with the Jets TE's...was very influential last season in the continuing development of former 1st round pick Kyle Brady and veteran Fred Baxter...also spent considerable time working with Tyrone Davis in the classroom, as his field work was limited due to a sprained foot for much of the season...has spent the last 5 years working closely with assistant coach Ron Erhardt in both PIT and NYG...has coached in 2 Super Bowls, winning 1 championship with the NYG in 1986...helped PIT to 4 consecutive playoff appearances, including berths in the 1995 AFC Championship game and Super Bowl XXX...in 1995 PIT ranked 2nd in the in the AFC and 6th in the NFL in total offense (360.6), 3rd in the AFC and 8th in the NFL in passing offense (244.8) and 8th in the AFC and 12th in the NFL in rushing (115.8)...in 1994 the TE's played a large part in PIT's 1st rushing title since 1976, averaging 136.3 yards per game...prior to joining the Steelers in 1992, was out of football and in private business in Whippany, NJ for 4 years...coached the NYG TE for 9 years (1979-87), where he coached with Parcells (1983-87) and Erhardt...spent 11 years coaching in college ranks, with stops at Florida state, Texas Tech and his lama mater, Georgia...played with WAS in 1966 and the MIN in 1967...was an All-America selection his senior year and a twice named All-SEC as a TE, also was team MVP and co-captain his senior season...bachelor's degree in business...born January 30, 1944 in Columbus, GA...wife Mary Ann, sons Pat Jr. and Chris.

## **BILL MUIR**

**Offensive Line**

**3rd Season with Jets/16th in NFL**

**1st with Bill Parcells**



Begins his 3rd season as offensive line coach of the Jets...responsible for the Jets not allowing a sack in 5 games last season and in helping to pave the way for Adrian Murrell's 1000-yard season...responsible for the development of G Matt O'Dwyer and the integration of such veterans as Jumbo Elliott, David Williams, Roger Duffy and Harry Galbreath into the lineup...came to the jets from PHI where he spent 3 seasons (1992-94) in the same capacity...was instrumental in PHI running game that averaged 110.1 yards per game over 2 seasons (1993-94) and ranked 4th in the NFC and 9th in the NFL in 1994...prior to joining the eagles, Muir spent 3 seasons with IND as assistant head coach/offensive line in 1991 and defensive coordinator in 1989-90...has also served as offensive line coach with DET (1985-88) and NE (1982-84)...spent 4 years with TB as a scout and director of player personnel...began his coaching career at the college level at his alma mater Susquehanna (1965) before moving onto Delaware Valley, Rhode Island, Idaho State, Southern methodist and Orlando of the the Continental Football League...played collegiately at Susquehanna from 1962-64 and was inducted into the school's hall of fame in 1990...born October 25, 1942 in Pittsburgh, PA...wife Barbara, children Keelan and Brady.

## **JOHN LOTT**

**Strength and Conditioning**

**1st Season with Jets/1st in NFL**

**1st with Bill Parcells**



Hired as the Jets' strength and conditioning coach on February 13, 1997...dedicated to making Jets players among the finest conditioned and most durable in the NFL and the team's weight room a state-of-the-art facility...comes to New York from the University of Houston after 6 years as the Cougars' head strength & conditioning coach...supervised the strength and conditioning for all 14 varsity sports at UH with primary focus on football, men's basketball and golf teams...also works for famed Santa Monica Track Club, working with Houston natives Carl Lewis, Leroy Burrell and Mike Marsh...prior to tenure at Houston served one year (1990) in the same capacity at his alma mater, the University of North Texas, overseeing all 11 varsity sports...also starred in football at UNT...played 3 games for the Pittsburgh Steelers in 1987 and participated in the Jets' training camp in 1988...a 4-year letterman at North Texas as an offensive lineman, including 1 All-America honor and 2 All-Conference selections...Voted "Most Dedicated" by teammates twice and graduated the strongest man in North Texas history...bachelor's degree in corporate fitness ('88) with minors in biology and physical education; master's in physical education from Crescent City Christian College ('90)...assistant strength & conditioning coach at University of Texas ('88)...played small role in film "Necessary Roughness" shot on UNT campus...also appeared on TV series "Walker Texas Ranger"...friends with stars Chuck Norris...born May 9, 1964...hometown Denton, TX.



**ERIC  
MANGINI**

**1st Season with Jets/3rd in NFL  
1st with Bill Parcells**

Hired by the Jets on February 5, 1997...spent the 1996 season with the Baltimore Ravens as a quality control/defensive assistant...in his role with the Ravens, Mangini assisted head coach Ted Marchibroda and assistant head coach/offense Kirk Ferentz with all aspects regarding the Ravens' offense, which was 6th in the NFL in scoring and 3rd in total offense...joined the coaching staff as an assistant in 1995 while with the Cleveland Browns...served as an intern in the Browns' public relations department in 1994...a 1994 graduate of Wesleyan (CT) University, Mangini incorporated a 2-semester stint (1992-93) as the head coach/defensive coordinator for the Kew Colts, a semi-professional football team in Melbourne, Australia...also interned with the New England Crusaders, a minor league football team in his hometown of Hartford, CT...worked as an assistant coach at Bulkeley (Hartford) H.S. during the summers of 1989-91...excelled as a nosetackle and earned several football honors at Wesleyan, in addition to earning 2 varsity letters in wrestling...set a Wesleyan record with 36.5 career sacks and was 2 in career tackles...was voted 3rd-team All-America and All-East Coast (1992-93)...attended Bulkeley H.S. where he won the Brian Piccolo Award (athletic/academic achievement) and the Scholar Athlete of the Year...was born on January 19, 1971...single.



**MIKE  
SWEATMAN**

**1st Season with Jets/14th in NFL  
13th with Bill Parcells**

Hired as the Jets special teams coach on February 5, 1997...a veteran of 13 NFL seasons and 3 Super Bowl games (2 championships)...served as special teams coach the previous 4 seasons with NE...will be responsible for the punters, kickers and all of the different special teams units...aided in the development of rookie FA kicker Adam Vinatieri (with 120 points, 3rd in the AFC in scoring)...devised schemes to better make use of the dangerous Dave Meggett while with both NE and GIA...prior to joining the Patriots, Sweatman spent 8 seasons (1985-92) with GIA as a member of Bill Parcells' staff...joined the NFL coaching circles in 1984 as an OLB/special teams coach with the Minnesota Vikings...received his 1st coaching opportunity as a graduate assistant with Kansas in 1968...in 1969 he joined the Marine Corps and served 4 years of active duty as an infantry officer...in 1969 was a linebacker for the Quantico Marines football team, and in 1970 he was asked to coach one of the Marine teams-the Okinawa Devil Dogs (1971-72)...rejoined the Kansas staff as an assistant in 1973...in 1983 accepted coaching opportunities at Coffeyville (1975-76), Tulsa (1977-78), Kansas (1979-82) and Tennessee (1983) ...was a 2-time all-conference LB and 3-year letterman (1965-67) at Kansas...in 1967 was selected team captain, earned academic All-American honors and was selected to participate in the East-West Shrine game and the Hula Bowl...co-captained the 1966 Jayhawk wrestling squad...earned his bachelor's degree in physical education and later earned his master's degree at

## **SWEATMAN** *(continued)*

Kansas...completed 26 years of commissioned service in the Marine Corps Reserve...recently transferred to the Retired Reserve...wife Tersha, sons Tom, Chris and Dan.

## **CHARLIE WEIS**

**Wide Receivers**

**1st Season with Jets/8th in NFL**

**5th with Bill Parcells**



A veteran of 7 NFL seasons and 2 Super Bowls (1 championship)...has served in numerous capacities with both the Patriots and the Giants...served under Bill Parcells in 1996 as the Patriots wide receiver's coach and was instrumental in the development of NFL rookie reception record-setter WR Terry Glenn (90-1132 yards-6 TD) and the integration of veteran Shawn Jefferson (50-771-4 TD) into the offense...Glenn finished second to HOU RB Eddie George in the AP balloting for Offensive Rookie of the Year...in 1993 Weis was named the team's tight ends coach, a position which produced All-Pro Ben Coates...in 1994, Coates set a franchise record with 96 receptions and earned his first trip to the Pro Bowl...in 1995, Weis was re-assigned to coach the Patriots' running backs along with Maurice Carthon-a position which had lost its top 3 rushers from the previous season...yet, by the season's end, 3rd-round draft choice Curtis Martin ran away with Rookie of the Year honors and was the only rookie representative in the 1996 Pro Bowl...prior to joining the Patriots, Weis served a 3-year stint with the Giants, including 1 season on the staff of Bill Parcells...during the 1989 season, Weis assisted Tim Rooney in the Giants pro personnel department, which led to his hiring by Bill Parcells as a defensive assistant and assistant special teams coach...graduated Cum Laude from Notre Dame with a bachelor's degree in communications as an athletic and scholastic standout at Middlesex (N.J.) H.S....was born on March 30, 1956...wife Maura, children Charles Joseph, 4 and HannahMargaret, 2.

---

## **FOOTBALL STAFF**

### **CARL BANKS**



#### **Director of Player Development**

Hired by the Jets on February 13, 1997...will have various responsibilities including the integration of players into professional football, working with them on occupational opportunities and furthering their education development...played 12 years in the NFL, seven under head coach and chief football operations officer Bill Parcells with the New York Giants (1984-92)...also played two seasons for assistant head coach Bill Belichick with the Cleveland Browns (1994-95)...played with the Washington Redskins in 1993...a former first round draft choice from Michigan State, Banks was known as a veteran leader and tutor to younger players later in his career...racked up 925 total tackles (634 solo-289 assists), 3 interceptions, 38 sacks, 6 fumble recoveries, 8 forced fumbles and 2 TD while in the NFL...known for his big hitting ability and tenacious work in covering tight ends...was the recipient of the Browns' 1994 Ed Block Courage Award as voted by his teammates...was named the 1989 NFC

## **BANKS** (continued)

Defensive Player of the Year by the *Washington Post*...was the starting strong-side linebacker for the NFC in the 1987 Pro Bowl...was a consensus All-America selection his senior season at Michigan State...was only the 9th player in the 87-year history of the Big 10 to earn All-Conference first-team honors for three straight seasons...started 43 of 44 games for the Spartans, missing only the first start of his freshman year...tallied 279 tackles in his four seasons...played in the Senior Bowl, East-West Shrine game and the Hula Bowl following his senior year...was a standout football player at Beecher H.S. in Flint, MI, where he was teammates with former Jets S Lonnie Young and former Jets DE Brent Williams...held the same summer job for four years while at Michigan State, digging graves...a communications major...is on the board of directors for an apparel company specializing in leather called "G-III"...born on August 29, 1962 in Flint, MI.

## **JOEY CLINKSCALES**



### **Talent Scout, 3rd Season**

Joined the Jets prior to the 1995 season...spent the 1994 season working with the National Football Scouting Combine service as a talent scout...prior to that he worked as a part time scout for PIT from 1989-93...played 2 years in the NFL as a WR with TB (1988) and PIT (1987) and recorded 13-240-18.5 avg.-1 TD receiving...was PIT's 9th-round selection in 1987 out of Tennessee where he was a 2-year starter and played in the Hula Bowl after his senior season...hometown is Knoxville, TN...born May 21, 1964 in Asheville, NC.

## **JOHN GRIFFIN**



### **Coordinator of College Scouting, 18th Season**

Was given the added responsibility of Coordinator of College Scouting in 1993 after serving as college scouting assistant since 1980... responsibilities include handling the day-to-day operation of the college scouting department in matters such as scouting schedules, team contact with colleges and computer system management...also does some scouting on the road...earned degree in athletic administration from St. John's where he was manager of the basketball, football and baseball teams...born Jan. 18, 1957 in Queens, NY...wife Maureen.

## **SID HALL**



### **Talent Scout, 18th Season**

Joined the Jets in 1980...enjoyed his 1st position as a scout after serving in a coaching capacity for 27 years...was previously an assistant at San Diego State from 1976-79...began coaching tenure at Porterville (CA) JC in 1953 after an outstanding career at the University of the Pacific as a LB-C...was recently elected to Pacific's Hall of Fame...was captain and All-Coast as a senior in 1950...worked under Don Coryell at San Diego State from 1964-68...moved up to the pro ranks under John Madden at Oakland for 2 playoff years (1969-70) and spent 2 more at Los Angeles under Tommy Prothro...rejoined Coryell at St. Louis (1973, playoffs 1974-75)...has master's degree from Pacific...born Jan. 31, 1926, in Maricopa, CA...wife Mary, daughter Kathy 34, sons Sid, Jr. 33 and Steve 29.

## **BILL HAMPTON**



### **Equipment Manager, 34th Season**

In charge of all Jets' equipment as well as running locker and equipment room operation year-round at Jets' training complex...2nd on club in terms of longevity...started as a stickboy for the New York Rangers in 1945 and remained with the organization until 1964 when he joined the Jets...born June 1, 1929, in Astoria, NY...was honored in 1989 with the New York Press Photographers' "Good Guy" Award...wife Dotty, daughter Beth Ann 40 and sons Billy Jr. 37, Brian 35, Drew 31, Clay 29 and Derek 27...all 5 sons have worked for the club in some capacity.

## **CLAY HAMPTON**



### **Equipment Director, 8th Season**

Was promoted to equipment director prior to the 1994 season...assists his father, Bill, with the operation of the team's equipment department...joined the staff on a full-time basis in 1990...responsibilities include equipment inventory, purchasing and maintaining equipment and outfitting all team personnel...also assists with training camp operations and complex maintenance...member of the Athletic Equipment Managers Association...currently working on a degree in English at Hofstra University...born June 17, 1968 in West Islip, NY...single.

## **JESSE KAYE**



### **Talent Scout, 4th Season**

Joined the Jets in 1994...prior to joining the Jets he spent 5 seasons with GB, the last 2 as director of pro personnel...spent the 3 seasons prior to that as administrative assistant/pro scout...spent 2½ seasons as an area scout with PIT...began his career with the BLESTO scouting combine where he worked for 2 years...played QB at Wisconsin before moving on to the pros where he played for the Saskatchewan Roughriders of the CFL and MIA as a member of the taxi squad...also attended a training camp with MIN...daughter Annie.

## **MIKE KENSIL**



### **Director of Operations, 21th Season**

In charge of all stadium and training complex operations...oversaw recent facilities upgrade at Jets Weeb Ewbank Hall Training Complex...coordinates training camp and all mini-camps...also serves as club's traveling secretary...coordinated the recent construction of the Jets' complex...started with the Jets in 1976 as a summer intern before being hired as an administrative ass't. in 1977...promoted to traveling secretary in 1979 and was elevated to director of operations in 1987...earned degree at Biscayne College...born Oct. 28, 1955...wife Bobbi, sons Jack 7 and Brian 4.

## **JOHN MELLODY**



### **Assistant Trainer, 2nd Season**

Joins the Jets training staff after spending a year as assistant trainer at St. Joseph's University...prior to that he spent a year as an athletic trainer at HealthSouth Sports Medicine in Syracuse, NY...is a member of NATA, EATA, NYSATA, PATA and PFATS...will assist Price in daily treatment, rehabilitation and management of player injuries...earned bachelor's degree in human performance at Ursinus

## MELLODY (continued)

College and his master's in physical education from Syracuse University where he also served as a graduate assistant with the athletic training staff...got his 1st NFL experience as a seasonal assistant with PHI in 1991...is a CPR instructor for the American Red Cross...born September 10, 1968 in Philadelphia, PA...single.

## JIM PONS



### Video Director, 25th Season

Videotapes all practices and games before processing and editing for coaches' study and game plans...is in charge of the video exchange and distribution with all other NFL clubs...has been the NFL's video director in 3 Japan Bowls...joined Jets in 1973 and was named film director in 1975...owns several gold records from stint as bass guitarist with rock group The Turtles in the late 1960's...born March 14, 1943 in Santa Monica, CA...wife Pat and sons Jesse 27, David James 4 and Michael William 1.

## DAVID PRICE



### Head Trainer, 2nd Season

Became the Jets head trainer after spending 11 seasons as assistant trainer with PHI...is a member of NATA, PFATS, PATS, NJATS and NYSATA...responsible for all aspects of the athletic training department including management, treatment, rehabilitation and prevention of athletic injuries...prior to joining PHI, he was the head trainer of the 2-time USFL champion Philadelphia/Baltimore Stars...has established an educational internship program with the Jets, allowing young trainers to gain valuable NFL experience...broke into the NFL as an intern with PHI in 1981...earned degree in health and physical education (with specialization in sports medicine) from Lock Haven (PA) University...was 3-year starter at LB for LHU in the fall and served as student trainer for winter and spring sports...born January 28, 1960 in Quakertown, PA...single.

## BOB SCHMITZ



### Talent Scout, 3rd Season

Joined the Jets in 1995 after spending the last 19 seasons as a member of PIT's scouting staff...started his scouting career in 1971 with BLESTO where he spent 5 years before joining the Steelers...played LB for the Steelers for 6 seasons (1961-66)...was originally PIT's 14th-round selection in 1961...earned his bachelor's degree in business administration from Montana State...hometown is Glendale, AZ...wife Kathryn, daughters Meghan and Amy, sons Bobby and Michael.

## JOHN SEITER



### Assistant Video Director, 13th Season

Was added to the staff in 1985 to assist in the daily operations of the video department...responsibilities have now been expanded to include special video projects and game enhancement duties for Jets home games...had previously been in the music industry for over 20 years...born Aug. 17, 1944 in St. Louis, MO...wife Noela, son Gabe 27.

## MARV SUNDERLAND



### Talent Scout, 19th Season

Joined Jets' staff in 1979...served as a personnel assistant for the Patriots under Bucko Kilroy 1976-78...served as an assistant coach at North Dakota State from 1970-75...North Dakota State won 5 conference titles during Sunderland's tenure and finished undefeated in 1970...was a 3-time all-Conference FB at Northern Montana from 1964-

66...earned a master's degree in physical education from North Dakota State...born June 22, 1944, in Chester, MT...daughter Shay Nicole 22, son Brock 17.

## MICHAEL DAVIS

### College Scout, 1st Season

Joined the Jets as a college scout on June 15th, 1997...this is Davis' first position held with an NFL team...prior to joining the Jets organization Davis returned to his alma mater as a wide receiver coach at Virginia State University...he's been coaching for the last 9 years and after his first 5 he took on the responsibilities of being the university's Recruiter Coordinator and Pro Liaison...he attended the university between 1984-87 where he studied marketing and management...he garnered Central Intercollegiate Athletic Association All-Conference honors in 1986 and '87...he set the school's record for most career receiving yards and the mark stood between 1987-1992, until one of his own players broke his record in 1992...he was inducted into his school's Hall of Fame back on June 6th, 1991...he attended Hollins Springs high school in Hollins Spring, VA and earned 2nd Team All-State honors, 2nd Team All-Metro and 1st Team All-District honors during his high school career.

## LIONEL VITAL

### Talent Scout, 8th Season

Joined the Jets as a talent scout on May 19, 1997 after spending the previous season with the Baltimore Ravens and the 6 previous years with the Cleveland Browns...prior to joining the Browns organization, Vital was the director of player personnel for the Montreal Machine (1990-92) of the World League...a former NFL RB, Vital was selected as a RB/KR in the 7th round of the 1985 draft by WAS and spent the season on IR before being waived in training camp in 1986...signed with the Chicago White Sox to play in their minor league system as an OF...was signed by BUF in December of 1987 and subsequently spent time with DET (1988) and from 1989-90 spent time in the CFL with the Saskatchewan Rough Riders...attended Nicholls State where he majored in criminal justice...as a junior for 776 yards on 146 carries (school rushing record)...was a 2-time all-district selection in football and received all-state honors his senior season in baseball at Loreauville (LA) H.S....single.

---

## MEDICAL STAFF

## Dr. JAMES A. NICHOLAS



### Chairman, 38th Season

Promoted to chairman of the Jets' medical department after the 1991 season...was one of the first members to join the team when it was known as the Titans in 1960...served as the Jets' orthopedist from 1960-1991...was director of the Department of Orthopedic Surgery at Lenox Hill Hospital in NY for 24 years...also is the founder

## **NICHOLAS** (continued)

and director of the Nicholas Institute of Sports Medicine and Athletic Trauma at Lenox Hill Hospital...was founding member of the Arthroscopy Assn., Knee Society and NFL Team Physician's Assn...also founded the American Arthroscopy Society for Sports Medicine...organized the 1st fellowship in sports medicine in 1975 and has trained over 40 graduate fellows, including Elliott Hershman and Stephen Nicholas...was 1st doctor to perform orthopedic exams at NFL combines in 1975...was honored with the "Mr. Sports Medicine Award" from the President's Council in 1980...was a member of the President's Council on Physical Fitness under Jimmy Carter and Ronald Reagan and is the editor of the *American Journal of Sports Medicine*...earned a BA from New York University and MD degree from the Long Island College of Medicine...born April 15, 1921 in Portsmouth, VA...wife Kiki, daughter Nicole, sons Philip and Stephen.

## **DR. ELLIOTT HERSHMAN**



### **Orthopedist, 11th Season**

Promoted to team orthopedic surgeon after the 1991 season...served as associate orthopedic surgeon from 1987-91...started working with the Jets in 1975 as a medical student...worked with the club during residency training in 1982...continued special training in sports medicine at the Cleveland Clinic working with the Browns and Cavaliers in

1984...returned to Lenox Hill Hospital in 1984 as an attending physician where he is currently assistant director of orthopedic surgery...named to NY Islanders medical staff in 1996...will work with Lenox Hill's new sports medicine facility on Long Island...earned BA and MD from University of Rochester...born January 10, 1953 in Jacksonville, NC...wife Susan, sons Todd 9, Daniel 5.

## **DR. STEPHEN J. NICHOLAS**



### **Associate Orthopedist, 6th Season**

Joined the Jets medical staff in 1991...named to NY Islanders medical staff this offseason...will work with Lenox Hill's new sports medicine facility on Long Island...also serves as team doctor for Hofstra Football...completed his residency in orthopedic surgery at the Hospital for Special Surgery in 1991...continued his specialty training as a fellow in

sports medicine at Lenox Hill Hospital (NY) in 1991 while working with the Jets, Rangers and Hunter College athletic teams...his first association with the Jets was in 1973 when he served as a ballboy...son of Dr. James A. Nicholas, the noted orthopedist...earned his BA at Harvard where he played football, and his MD at New York Medical College...born July 1, 1960...wife Eileen.

## **DR. ELLIOT PELLMAN**



### **Internist, 10th Season**

Joined the Jets' medical staff in 1987...is a member of the American College of Sports Medicine...serves on the faculty of the Department of Medicine of the Einstein College of Medicine and holds a senior position at Long Island Jewish Medical Center, the area's largest teaching hospital...chairman of the NFL subcommittee on Mild Traumatic Brain

Injury...is also a member of the NFL Safety and Rules Committee...is on the Executive Committee of the NFL Physician's Society...recently named to NY Islanders medical staff...was named head of new Lenox Hill Sports Medicine Clinic...received his BS at New York University and MD degree at SUNY at Stony Brook...born January 1, 1954 in Bay Shore, NY...wife Phyllis, daughters Rachel 9, Danielle 6 and Emily 4.

# STAFF



Doug Allen  
Seasonal Asst.  
Trainer



Dawn Aponte  
Staff Accountant



Joe Bragen  
Grounds



John Buschhorn  
Director Ticket  
Operations



Beth Conroy  
Marketing Manager



Carol Anne Coppola  
Computer Ticket  
Operations Mgr.



Kevin Coyle  
Travel Coordinator



Dean Crowell  
Seasonal Asst.  
Trainer



Sharon Czark  
Public Relations  
Assistant



Maureen Dillon  
Scouting



Pat Ference  
Accounting



Harry Fisher  
Security



Mike Gerstle  
Treasurer & CFO



Gus Granneman  
Equipment Asst.



Tom Green  
Grounds



Christine Haefling  
Manager of  
Computer Technology



Stacey Hammond  
Tickets



Bob Hansen  
Groundskeeper



John Howerton  
Equipment Assistant



Ken Ilchuk  
Coordinator of  
Special Projects



Linda Leoni  
Head Coach's Office



JoAnn Lucas  
Administration



Linda Martin  
Pro Personnel



Hal Masure  
Dir. of Computer  
Technology



Charlie McGuckin  
Pro Personnel



Doug Melson  
Pro Personnel Asst.



Doug Miller  
Assistant Dir. of  
Public Relations



Mike Minarczyk  
Controller



Berj Najarian  
Public Relations  
Assistant



Bob Parente  
Exec. Dir. of  
Bus. Operations



Ned Petchick  
Seasonal Asst.  
Trainer



Kevin Pike  
Team Services



Frank Ramos  
Dir. Public Relations



Kathy Reade  
Asst. Dir. of  
Operations



Denise Reynolds  
Mailroom Supervisor



Marc Riccio  
Senior Marketing  
Manager



David Sarnier, DDS  
Team Dentist



Jim Space  
Video Assistant



Maryjo C. Tobias  
Reception



Mary Grace Tranchina  
Asst. Coaches



Joe Jo Wooden  
Player Personnel  
Asst.



Steve Yarnell  
Director of Security



Josh Zitomer  
Strength and Cond.  
Asst.

# VETERAN BIOS

**RICHIE  
ANDERSON 20**

RB 6-2 225 9/13/71

Penn State

Draft 6, 1993

5th Season



**PRO:** A versatile RB who possesses excellent receiving skills...has the ability to play either RB or FB...has averaged 3.9 yards per carry rushing and 8.4 yards receiving in his 4 seasons with the Jets...**1996:** started all 16 games at FB...his 385 receiving yards were the most receiving yards of any Jets FB since Clark Gaines' 469 yards in 1977...his 44 receptions placed him 4th on the team in receptions...was also 47-150-3.2 avg.-11 long-1 TD rushing...was 5-14 rushing and 5-41 receiving in game 2 vs. IND and had 5 1st downs (4 rushing/1 receiving)...had a season

high 7 receptions for 38 yards in game 7 at JAX and also had 3 receptions for 24 yards...in game 8 vs. BUF was 6-16 rushing and 3-55 receiving, including a 40-yarder from Frank Reich...had his first rushing TD since opening day 1994 when he plunged 1 yard in game 9 win at ARZ, also was 3-35 receiving...had a career high 85 yards receiving in game 10 vs. NE, including a career high 48-yard finger-tip reception...was instrumental as the lead blocker for RB Adrian Murrell's 1249 rushing season...**1995:** played in 10 games...missed the final 4 games of the season after he was placed on IR with an ankle injury...was IA for game 10 vs. NE (flu) and game 12 at SEA (ankle)...saw limited action in games 1-9 and game 11 at RB and FB and on special teams...**1994:** finished 2nd on the team in rushing with 43-207-4.8 avg.-1 TD and 5th in receiving with 25-212-8.5 avg.-1 TD...played in 13 games, starting 4 (3 at FB and 1 at RB)...showed his big-play ability with 4 plays of 20 yards or more (runs of 22, 24 and 55 yards, and 1 TD reception for 27 yards)...named the starter at FB prior to game 15 vs. SD and responded by leading the team with 6-23 rushing and 7-64 receiving...also started game 16 at HOU and recorded a team-high 4-47 receiving...averaged 7.3 yards per carry in game 13 at NE on 4-29 rushing...had the best day of his career in game 10 at GB with 9-74 rushing, including a career-long 55-yarder that set up a Jets FG...got his only start of the season at RB in game 9 vs. BUF, replacing the injured Johnny Johnson (hamstring) and was 7-35 rushing including his 22-yarder that set up a Jets TD...suffered a compound dislocation of his finger in game 4 vs. CHI that caused him to miss the following 3 games...had a 27-yard TD reception in game 3 at MIA...started his 1st NFL game at FB for the injured Brad Baxter (turf toe) in game 2 vs. DEN and was 3-22 receiving while earning praise from the coaching staff for his blocking...scored his 1st NFL TD on a 1-yard run in game 1 at BUF...**1993:** played in 7 games, all on special teams...tied for 6th on team with 6 special teams tackles and was 4-66 on KOR...had season-high 2 special teams tackles in game 9 at IND...longest KO return was a 22-yarder vs. MIA in game 8...was IA in games 1-3, but then played in games 4-10 before an ankle injury sidelined him for games 11-15...was placed on IR prior to game 16 at HOU...was 144th selection overall, 17th RB.



*1996: his 385 receiving yards were the most receiving yards of any Jets FB since Clark Gaines' 469 yards in 1977...his 44 receptions placed him 4th on the team in receptions...*

**COLLEGE:** Ranks 4th on the Nittany Lions all-time scoring list with 31 TD...finished his career with 363-1756-29 TD rushing and 37-353-2 TD receiving...was 2nd in nation in scoring as a senior with 116 points and 19 TD, the most at Penn State since Lydell Mitchell had 174 in 1971.


**PERSONAL:** Single...majored in exercise and sports science...was consensus All-America and Maryland Player of the Year as a senior at

**ANDERSON** (continued)

Sherwood High School in his hometown and birthplace of Sandy Spring, MD...also played basketball and track.

RICHIE ANDERSON'S STATISTICS							
		RUSHING					
		GP/S	ATT	YDS	AVG	LG	TD
1993	Jets	7/0	0	0	0.0	0	0
1994	Jets	13/4	43	207	4.8	55	1
1995	Jets	10/0	5	17	3.4	10	0
1996	Jets	16/16	47	150	3.2	11	1
<b>TOTALS</b>		<b>45/20</b>	<b>95</b>	<b>374</b>	<b>3.9</b>	<b>55</b>	<b>2</b>
		RECEIVING					
		NO	YDS	AVG	LG	TD	
1994	Jets	25	212	8.5	27 t	1	
1995	Jets	5	26	5.2	9	0	
1996	Jets	44	385	8.8	48	0	
<b>TOTALS</b>		<b>74</b>	<b>623</b>	<b>8.4</b>	<b>48</b>	<b>1</b>	
		KICKOFF RETURNS					
		NO	YDS	AVG	LG	TD	
1993	Jets	4	66	16.5	22	0	
1994	Jets	3	43	14.3	18	0	
1995	Jets	0	0	0.0	0	0	
1996	Jets	0	0	0	0	0	
<b>TOTALS</b>		<b>7</b>	<b>109</b>	<b>15.6</b>	<b>22</b>	<b>0</b>	

**SPECIAL TEAMS STATS:** Tackles: 1993 (6), 1994 (2).



**FRED BAXTER** **84**

TE 6-3 265 6/14/71

Auburn Draft 5a, 1993 5th Season

**PRO:** The Jets' special teams MVP in 1996 ...a dependable back-up TE who is used in multiple TE formations and near the goal-line...**1996:** had 18 special teams tackles (2nd to LB Kyle Clifton's 21) and was in on a team-high 332 special teams plays and had a team-high 97 special teams blocks...saw extensive action in season opener at DEN when Kyle Brady suffered a sprained shoulder...had a 23-yard reception in game 2 vs. IND...was 1-11 receiving in game 3 at MIA...in game 8 vs. BUF had a team-high 4 special teams tackles as well as a 12-yard reception...had 3 special teams tackles in game 11 at IND...had a lunging 23-yard reception over the middle in game 12 at BUF...had another 23-yard grab in game 13 vs. HOU and 10 special teams blocks...had 7 special teams tackles in game 14 at NE...**1995:** played in 15 games, starting 3 contests as the 2nd-TE in Jets' 2-TE offense...established career-highs in receptions and yards with 18-222-1 TD...also finished 5th on the team with a career-high 13 special teams tackles...was IA for season finale vs. NO...started in 2-TE set at HOU and was 3-20 receiving...had a career-long 32-yard reception in game 13 vs. STL...caught his only TD pass of the season on a 6-yard pass from Boomer Esiason in game 11 vs. BUF...saw extensive action in 2-TE sets due to Johnny Mitchell's back injury in games 2-5 (started

*Earned Special Teams MVP in 1996 with team highs in total plays (332) and blocks (97).*

## BAXTER (continued)

games 3-4)...was 5-57 receiving in game 4 at ATL...made his 1st NFL start (as the move TE) and had a career day with 6-99 receiving in game 3 vs. JAX...**1994:** played in 11 games...tied for 8th on team with 7 special teams tackles...recorded season-high 2-10 receiving in game 16 at HOU...suffered a sprained ankle in game 5 at CLE that caused him to miss the next 5 games of the season before returning in game 11 at MIN...made his 2nd career TD reception and his 1st of the season on 1-yard pass from Boomer Esiason in game 2 vs. DEN...**1993:** played in 7 games and was 3-48-1 TD receiving...was IA in games 14-16...suffered a hamstring injury in game 3 vs. NE and was IA for games 4-9...made his 1st career NFL reception on a 3-yard TD pass from Boomer Esiason in game 2 win at MIA...was the Jets #5a selection (115th overall, 5th TE).

**COLLEGE:** Was 57-767-13.5-3 TD receiving in 3 seasons with the Tigers...foot injury limited him to 7 games as a senior, but still averaged 13.8 yards per catch...set career-highs in every receiving category as a junior with 28-391-14.0-2 TD.

**PERSONAL:** Single...majored in adult education-distributive...led team to state championship as a senior at Pike County (AL) High School with 96-1472-22 TD receiving...also played QB (3 TD) and LB...born in Brundidge, AL.

### FRED BAXTER'S RECEIVING STATISTICS

		GP/S	NO	YDS	AVG	LG	TD
1993	Jets	7/0	3	48	16.0	25	1
1994	Jets	11/0	3	11	3.7	6	1
1995	Jets	15/3	18	222	12.3	32	1
1996	Jets	16/0	7	114	16.3	23	0
TOTALS		50/3	31	395	12.7	32	3

**SPECIAL TEAMS STATISTICS:** Tackles: 1993 (2), 1994 (7).

## KYLE

# BRADY

# 88

TE 6-6 268

1/14/72

Penn State

Draft 1a, 1995

3rd Season



**PRO:** A big, physical TE who continued to improve in 1996...established himself as one of the most physical blocking TE in the NFL...displayed his toughness when he played through shoulder pain for much of the 1996 season after spraining his shoulder in the season opener...**1996:** was one of only 8 Jets to start all 16 games...was 15-144-9.6 avg.-25 long-1 TD receiving...was one of the key reasons behind Adrian Murrell's 1249 yards rushing as he helped open holes on the ends of the offensive line...had a 25-yard over-the-shoulder catch in game 7 vs. JAX, his 1st reception of the season had a diving 12-yard reception in game 8 vs. BUF...had 3 receptions for 19 yards at NE...was 3-15 in game 15 vs. HOU...scored his first TD of the season on an 11-yard catch and run strike from Glenn Foley in the season finale vs. MIA...**1995:** played in 15 games (11 starts)...tied for 5th on the team in receptions and was 5th in receiving yards with 26-252-2 TD...was IA for game 15 at HOU with ankle injury suffered the previous week at NE...was 3-25 receiving in game 12 at SEA...scored



*Was one of  
only 8 Jets  
to start all  
16 Games.*

**BRADY** (continued)


his 2nd TD of the season and averaged 15 yards on 3 receptions, including a career-long 29-yarder in game 5 vs. OAK...had his best day of the season vs. JAX in game 3 with 5-48 receiving, including his 1st career TD on a 20-yard pass from Boomer Esiason...started as the 1st TE in game 2 vs. IND due to Johnny Mitchell's back injury and was 4-37 receiving...made his 1st NFL start at MIA in game 1 and was 3-39 receiving...was Jets 1st-round selection (9th overall, 1st TE).

**COLLEGE:** A 2-time All-Big 10 pick and consensus All-America selection as a senior...helped lead team to undefeated season, Big Ten championship and Penn State's 1st-ever Rose Bowl Championship as a senior in 1994...ranks 7th on all-time reception list and 3rd in receiving yards.

**PERSONAL:** Single...majored in exercise and sports science...was *Parade* and *USA Today* All-America and the Gatorade Player of the Year in Pennsylvania as a senior TE-DE at Cedar Cliff High School...was also the winner of the Bobby Dodd Award given by the Touchdown Club of Atlanta to the country's outstanding lineman...also lettered in basketball and baseball...hometown is Harrisburg, PA...born in New Cumberland, PA.

**KYLE BRADY'S RECEIVING STATISTICS**

		GP/S	NO.	YDS	AVG.	LG	TD
1995	Jets	15/11	26	252	9.7	29	2
1996	Jets	16/16	15	144	9.6	25	1
<b>TOTALS</b>		<b>31/27</b>	<b>41</b>	<b>396</b>	<b>9.7</b>	<b>29</b>	<b>3</b>

**LANCE BROWN****23**

CB 6-2 200

2/2/72

Indiana

Free Agent, 1996

2nd Season

**PRO:** Joined Jets as a FA midway through the 1996 season...1996: spent the final 9 weeks of the season on Jets active roster after being picked up on waivers...saw action as a nickel back in 1<sup>st</sup> 3 games with ARZ...1995: started last 6 games at CB for ARZ...had 8 passes defensed...spent 1<sup>st</sup> 7 weeks of the season with PIT as a reserve S...was originally PIT's 5<sup>th</sup> round selectio

**COLLEGE:** A 3-year starter for the Hoosiers...played in 3 bowl games and earned All-Big 10 and honorable mention All-America honors for Indiana as well.

**PERSONAL:** Single...has degree in criminal justice...enjoys music, movies and drawing...was all-city and all-county selection in football, basketball and track at Terry Parker HS in his hometown and birthplace of Jacksonville, FL.




*Has a  
degree in  
criminal  
justice*

# CHAD CASCADDEN 53

LB 6-1 240 5/14/72  
 Wisconsin  
 Free Agent, 1995 3rd Season



**PRO:** A former rookie free agent who has established himself as a top-flight special teams performer and a valuable reserve OLB...**1996:** had 44 tackles (30 solo), 1 FR, 2 FF and 3 sacks...started 8 games at OLB when he replaced Mo Lewis (torn pectoral muscle) the 2nd half of the season...replaced Bobby Houston in game 2 vs. IND when Houston injured his thigh and had 2 tackles (1 solo)...started his 1st NFL game in game 3 at MIA and had 4 tackles (3 solo)...was used as a situational pass rushing DE in game 7 at JAX and did a nice job creating pressure on QB Marl Brunnell and recorded his 1st NFL sack...saw action in the Jets 4 LB schemes during the season...was also used as a pass rushing DE in game 8 vs. BUF...started at weakside LB in place of the injured Mo Lewis and responded with 9 tackles (6 solo), as well as sacking QB Drew Bledsoe for -15 yards and stripped him of the ball (Hugh Douglas FR), setting up a Jets TD...had a FR in game 11 vs. IND...had 9 tackles ( 8 solo), 1 sack, a PD and a FF which Hugh Douglas picked up and raced 63-yards for a TD in game 15 vs. PHI...suffered a sprained ankle in the season finale vs. MIA and was forced out of the game early...**1995:** earned all-rookie honors from PFWA/*Pro Football Weekly* as a special teams player...played in 12 games and finished 2nd on the team with 21 special teams tackles...had 7 multiple-tackle games on special teams...was also 3rd on the team with 77 blocks on returns...led the team with 2 stops on special teams in game 15 at HOU after missing game 14 at NE with a knee injury...earned the special teams game ball and was named AFC Special Teams Player of the Week with 5 coverage tackles in game 12 at SEA, shutting down the explosive Joey Galloway on returns...spent the 1st 3 games of the season as a member of the practice squad.



*1st career sack came against Mark Brunell and Jacksonville Jaguars in 1996.*

**COLLEGE:** Made the team as a walk-on and developed into a special teams standout and was a reserve at OLB...played in the Hall of Fame Bowl and the Rose Bowl...performed on the scout team as a SS his 1st 2 seasons.

**PERSONAL:** Single...majored in kinesiology...was an Academic All-Big 10 selection as a senior...missed his senior football season in high school with a knee injury...had 37 tackles and 3 INT as a junior...was a 3-time all-league selection on the swim team at Chippewa Falls High School in his hometown and birthplace of Chippewa Falls, WI.

## CHAD CASCADDEN'S DEFENSIVE STATISTICS

		GP/S	TACKLES-SOLO	FR	FF	INT	YDS	SACKS
1995	Jets	12/0	0-0	0	0	0	0	0
1996	Jets	16/8	44-30	1	2	0	0	3
<b>TOTALS</b>		<b>12/0</b>	<b>0-0</b>	<b>0</b>	<b>0</b>	<b>0</b>	<b>0</b>	<b>0</b>

**SPECIAL TEAMS STATS: Tackles (33): 1995 (21), 1996 (12)**



# WAYNE CHREBET

# 80

WR 5-10 185

8/14/73

Hofstra

Free Agent, 1995

3rd Season

### Pronounced: kra-BET

**PRO:** Has more receptions in his 1st two seasons than any player in NFL history (150)...has had at least 1 reception in all 32 games of his NFL career...is 3rd on Jets single season reception list with team-high 84 in 1996, and has led the team in receiving yards in each of his 1st 2 seasons...owns the team rookie records for receptions by a rookie and receptions by a rookie WR...is also 2nd in club rookie annals in receiving yards and TD receptions...signed with the Jets as a FA prior to the 1995 season...**1996:** continued to build on the success of his rookie season with team-leading 84-909-10.8-3 TD receiving...finished 6th in the AFC and tied for 13th in the NFL in receptions and was 14th in the AFC and 28th in the NFL in receiving yards despite starting only 9 games...started the final 3 games in place of the injured Jeff Graham (turf toe)...had a team-high 10 receptions for 75 yards in game 12 at BUF, 4 of the catches going for 1st downs...started vs. BUF in game 8 and was 6-73 receiving, including a diving TD grab with time winding down to tie the score at 22 and force overtime...had the best day of his career with 12-162 in game 7 at JAX...he produced 8 total 1st downs in that game...his totals were the most by a Jet since Al Toon's 14-181 vs. MIA on 11/27/88...led the team in receptions with 6-60 in game 3 at MIA...started vs. IND in game 2 and was 7-93 receiving...had a team-high 4 receptions for 20 yards in season opener at DEN...1995: earned all-rookie honors from *College & Pro Football Newsweekly*...finished 2ND among all NFL rookies in receptions (SEA's Joey Galloway had 67) with 66-726-11.0-4 TD...he was also 4th among rookies in yards gained, 4th in average gain and 3rd in TD receptions...the receptions were the most ever by a Jets rookie and the yards were 2ND only to Wesley Walker (740 in 1977)...his 4 TD also tied for 2ND behind Rob Moore's 6 in 1990...was 1 of 2 Jets offensive players to start all 16 games and finished 9th in the AFC in receptions and 18th in receiving yards...led the team in receiving yards and was 2ND in receptions (Adrian Murrell had 71)...became Jets all-time rookie receptions leader (broke old record of 56 set by Matt Snell in 1964) with 4-45 in game 14 at NE...broke Al Toon's team record for receptions by a rookie WR (46 in 1985) with career high 8-98 performance in game 13 vs. STL...was 3-41-1 TD in game 8 win vs. MIA...tied a career-high with a 32-yard reception in game 7 at CAR...led the team with 7-74-1 TD in game 6 at BUF...had team high 4 catches in game 5 vs. OAK...was 4-56 receiving in game 4 at ATL and turned in a highlight film play when he beat 4 Falcon defenders to turn a 5-yard pass into a 32-yard gain to the ATL goal line...led the team with 7 receptions (7-58-1 TD) in game 3 win vs. JAX...caught his 1st NFL TD on a 5-yard pass from Boomer Esiason in game 2 vs. IND...got his 1st NFL start in game 1 at MIA and responded with 3-43 receiving, including his 1st career reception, a diving grab of a 27-yard Boomer Esiason pass.



*His 150  
receptions in  
his 1st two  
NFL seasons  
are the most in  
league history.*

**COLLEGE:** Tied Jerry Rice's NCAA record for TD receptions in a game with 5 vs. Delaware as a senior...was a 2-year starter and 4-year letterman who set school records for TD in a game (5), season (16) and career (31) and the single game yardage mark (245 vs. Delaware)...is 2nd on the Flying Dutchmen's all-time receptions and yards list.....earned team MVP as a senior with 57-1200-16 TD receiving...was

## CHREBET (continued)

150-2297-15.3-31 TD receiving in his career. ...played his college ball at Hofstra University, site of the Jets year-round training facility...

**PERSONAL:** Single...criminal justice major...was named the 1st recipient of the Hofstra Alumni Association's "Young Alumni Award"...has been honored by the NFLPA with the Jets "Unsung Hero Award"...was NFLPA's tri-state chapter Jet of the Year in 1995 and was named the NJ Sportswriters Association Rookie of the Year...was also named Newsday Jet of the Year in a vote by the paper's readers...is very active in community activities and is one of the team's most requested speakers...was a participant in the NFL/JCPenney "Take a Player to School" program...all-county and all-area selection in football and also lettered in basketball and baseball at Garfield High School in his hometown of Garfield, NJ...

### WAYNE CHREBET'S RECEIVING STATISTICS

		GP/S	NO.	YDS	AVG.	LG	TD
1995	Jets	16/16	66	726	11.0	32	4
1996	Jets	16/9	84	909	10.8	44	3
TOTALS		32/25	150	1633	10.9	44	7

### WAYNE CHREBET'S PUNT RETURNING STATISTICS

		NO.	FC	YDS	AVG	LG	TD
1995	Jets	0	0	0	0	0	0
1996	Jets	28	16	133	4.8	15	0
TOTALS		28	16	133	4.8	15	0

**REGGIE  
COBB**

RB 6-1 220

Tennessee

Free Agent, 1996

**28**

7/7/68

7th Season



**PRO:** An experienced runner with 60 NFL starts to his credit...is 1065-3743-25 TD rushing and 122-943-2 TD receiving for his career...joined the Jets as a FA prior to the 1996 season...emerged as a dependable KOR in 1996, leading the team with a 21.2 average on 23 returns...served as Adrian Murrell's back-up in 1996 and was 25-85-3.4 avg.-1 TD rushing and 3-17-5.7 avg. receiving...spent the 1994 season with GB after 4 seasons with TB, 3 as its leading rusher...was originally TB's 2nd-round selection in 1990...**1996:** served as Adrian

Murrell's primary back-up in 1996 and was 25-85-3.4 avg.-9 long-1 TD rushing and was 3-17-5.7 avg.-12 long receiving...was 23-488-21.2 avg. -34 long on KOR...in game 4 vs. GIA saw his most extensive action of the season when he was 8-34-4.3 avg-9 long and had 1 reception for 6 yards...had 4 rushes for 16 yards in game 11 at IND, as well a reception for 12 yards (his longest of the season)... **1995:** was acquired by JAX in the expansion draft and played in the team's inaugural game, turning in a 9-18 rushing performance, before being released...**1994:** played in 16 games (13 starts) for GB and finished 2nd on the team and 13th in the NFC in rushing with 153-579-3.8-3 TD...was also 35-299-1 TD receiving...started 2 postseason contests and was 12-26 rushing and 2-30 receiving...had season-high 78 rushing yards vs. CHI...piled up 97 total yards (46 rush, 51 receive) vs. TB...scored his 1st TD of the season on 37-yard reception vs. PHI...**1993:**



*Had career  
year in 1992  
with 1171  
rushing yards  
& 9 TD.*

**COBB** (continued)

played in 12 games (10 starts) for TB, missing 4 games due to a knee sprain, but still rushed for 658 yards and 3 TD...completed his TB career as the 2nd-leading rusher in team history with 878-3061-21 TD...had the 2ND multiple-TD game of his career with 2 scores vs. RAI...sprained his left knee vs. ATL in game 7 and was IA for the next 4 games...was 25-113 rushing vs. DET...**1992:** had a career year, earning team MVP honors and becoming the 3rd RB in TB history to surpass the 1,000-yard mark with 310-1171-3.8-9 TD, all career-highs...was also 21-156 receiving...played 16 games (13 starts) and finished the season 4th in the NFC and 7th in the NFL...his 54 points led the team, the 1st time in team history that honor went to a non-kicker...had a string of 5-straight games with a TD and turned in 4 100-yard games...finished the season with a career-high 1327 total yards from scrimmage...set career high for rushes with 28-114 rushing vs. CHI...had 107 rushing yards vs. DET and 100 vs. LAR...**1991:** led TB and ranked 6th in the NFC with 196-752-3.8-7 TD rushing despite not starting until game 6...also finished 2ND on the team in scoring and was 15-111 receiving...made the move from FB to RB in game 6 and started the final 11 games...was 21-139-3 TD rushing, including a 59-yard TD run vs. DET...was 22-110 vs. GIA, including 27-yard TD run...**1990:** started 13 games, including final 8 at FB...finished 2ND among NFC rookies with 151-480-2 TD rushing...also had career-high 39-299 receiving...was 11-223-20.3 avg. on KOR...was originally TB's 2ND-round selection, 30<sup>th</sup> overall.

**COLLEGE:** Finished his career ranked 3rd on Vols career rushing chart with 445-2360-26 TD...was also 33-360 receiving...a 3-year starter who averaged 6.8 yards per carry in his final season...his 29 career TD ranked 4<sup>th</sup> in school history.

**PERSONAL:** Wife Stephanie, son DeMarcus 1...majored in sociology...also lettered in track at Tennessee as a long jumper and sprinter...is a nephew of former baseball great Lou Brock...was a state champion long jumper and lettered in football as a RB, CB, S and WR at Knoxville Central High School in his hometown of Knoxville, TN.

**REGGIE COBB'S STATISTICS**

**RUSHING**

		GP/S	ATT	YDS	AVG	LG	TD
1990	Tampa Bay	16/13	151	480	3.2	17	2
1991	Tampa Bay	16/11	196	752	3.8	59t	7
1992	Tampa Bay	16/13	310	1171	3.8	25	9
1993	Tampa Bay	12/10	221	658	3.0	16	3
1994	Green Bay	16/13	153	579	3.8	30	3
1995	Jacksonville	1/0	9	18	2.0	5	0
1996	Jets	15/0	25	85	3.4	9	1
<b>TOTALS</b>		<b>92/60</b>	<b>1065</b>	<b>3743</b>	<b>3.5</b>	<b>59t</b>	<b>25</b>

**RECEIVING**

		NO	YDS	AVG	LG	TD
1990	Tampa Bay	39	299	7.7	17	0
1991	Tampa Bay	15	111	7.4	21	0
1992	Tampa Bay	21	156	7.4	27	0
1993	Tampa Bay	9	61	6.8	19	1
1994	Green Bay	35	299	8.5	37t	1
1995	Jacksonville	0	0	0.0	0	0
1996	Jets	3	17	5.7	12	0
<b>TOTALS</b>		<b>122</b>	<b>943</b>	<b>7.7</b>	<b>37t</b>	<b>2</b>

**KICKOFF RETURNS**

		NO	YDS	AVG.	LG	TD
1990	Tampa Bay	11	223	20.3	45	0
1991	Tampa Bay	2	15	7.5	15	0
1996	Jets	22	453	20.6	34	0
<b>TOTALS</b>		<b>35</b>	<b>691</b>	<b>19.7</b>	<b>45</b>	<b>0</b>

POSTSEASON STATISTICS

RUSHING

		GP/S	ATT	YDS	AVG	LG	TD
1994	Green Bay	2/2	12	26	2.2	6	0

RECEIVING

		NO	YDS	AVG.	LG	TD
1994	Green Bay	2	30	15.0	18	0

COBB'S 100-YARD GAMES

DATE	OPPONENT	ATT.	YDS	AVG.	LG	TD
11/10/91	Detroit	21	139	6.6	59t	3
11/24/91	Giants	22	110	5.0	27t	1
9/27/92	at Detroit	26	107	4.1	25	1
10/18/92	at Chicago	24	109	4.5	11	1
11/15/92	Chicago	28	114	4.1	12	1
12/6/92	Rams	26	100	3.9	11	0
10/3/93	Detroit	25	113	4.5	16	1

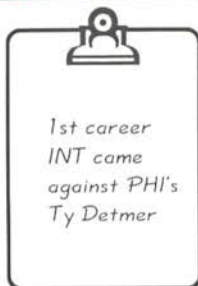
CAREER HIGHS

Rushing Attempts - 28 vs. Chicago, November 15, 1992 (28-114-1 TD)  
 Rushing Yards - 139 vs. Detroit, November 10, 1991 (21-139-3 TD)  
 TD Runs - 3 vs. Detroit, November 10, 1991 (21-139-3 TD)  
 Longest Run - 59t vs. Detroit, November 10, 1991 (21-139-3 TD)  
 Yards Receiving - 51 vs. Tampa Bay, September 25, 1994  
 Receptions - 5 at Green Bay, November 25, 1990 (5-48-0 TD)  
 Longest Reception - 37t vs. Philadelphia, September 18, 1994

**MARCUS  
 COLEMAN** **42**  
 FS-CB 6-2 210 5/24/74  
 Texas Tech  
 Draft 5, 1996 2nd Season



**PRO:** An excellent athlete who has the ability to play either S position as well as CB...has tremendous range and big-hitting ability...**1996:** played in 13 games and started 4 and finished with 29 tackles (22 solo) worked his way into a starting CB spot late in the season and started the final 4 games at RCB...finished 3rd on the team in PD with 10...was a regular contributor on special teams throughout the season and finished with 4 tackles...replaced starting FS Gary Jones (concussion) in game 3 at MIA and had 5 tackles...was IA for games 4-6...saw action as the club's nickel back in game 10 vs. NE when starting CB Ray Mickens left with a strained quad muscle and had 1 tackle...was the nickel back in game 11 at IND and had 2 solo stops and 2 PD...also had 2 tackles and 2 PD in game 12 at BUF...started his 1st pro game at RCB in game 13 vs. HOU and had 3 tackles...in game 14 at NE he had 5 tackles and a PD...recorded his 1st career INT when he picked off a Ty Detmer pass in the 1st quarter of game 15 vs. PHI and returned it 23-yards to set up the Jets' 1st TD of the day, also had 5 tackles and 2 PD...started at RCB in the season finale vs. MIA and had 5 tackles and 3 PD.



**COLLEGE:** Started 36 consecutive games for the Red Raiders...a playmaker on defense, he set the SWC career mark with 4 INT returns for TD, falling 1 return short of tying the NCAA mark...was 9-246-4 TD on INT for his career...also recorded 256 career tackles...was a standout on special teams throughout his career as well, playing on

**COLEMAN** (continued)

every unit and recording 6 blocked kicks in 4 seasons...timed at 4.6 in the 40...has 33" vertical leap... 133rd selection overall, 25th DB.

**PERSONAL:** Single...communications major...earned All-SWC honors as a member of the Red Raiders track team, competing in the triple jump (49' 3") and the long jump (50' 2½")...has worked as a detailer for a local Dallas Mercedes dealer...was all-district football selection as a senior and a 2-time all-city pick as a S and was the district triple-jump champion as a senior at Lake Highlands High School in his hometown and birthplace of Dallas, TX.



**JEFF  
CUMMINS**

**91**

DE 6-6 290 6/25/69  
Oregon  
Free Agent, 1997 1st Season

**PRO:** Signed with the Jets as a free agent on March 3, 1997...a 3-year veteran of the CFL...played the 1996 season with the Ottawa Rough Riders and started all 18 of the team's games at DE and had 48 tackles, 9 sacks and 3 fumble recoveries...traded to the Rough Riders in exchange for Toronto's 1st round draft choice in 1997...was with the Toronto Argonauts in 1995 (17 games) and registered 43 tackles, 7 sacks, 6 tackles for losses and a fumble recovery for a TD...played for the Las Vegas Posse in 1994 (8 games) and had 15 tackles and 1 sack....signed with CLE as a rookie free agent in 1994 but was released during training camp.



**COLLEGE:** A 2-year starter at DE for the Ducks...earned Pac-10 all-conference 2nd team honors his senior season (1992) when he had 62 tackles (37 solo), 8½ sacks, and 1 FR...served as the team captain and played in the East-West Shrine Game and the Japan Bowl...red-shirted the 1991 season due to a foot injury suffered on the 3rd play of the season opener vs. Texas Tech...had 30 tackles (18 solo) and 6 sacks his junior year...transferred from El Camino Junior College where he was a stand-out OLB...named to the California Football all-JC all decade team for the 1980's.

**PERSONAL:** Single...avid hockey fan...majored in psychology...was an all-state performer at Torrance H.S in Torrance, CA...born in Torrance, CA.



**LOU  
D'AGOSTINO** **27**

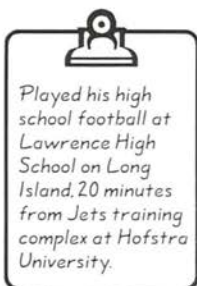
FB 6-0 235 12/12/73  
Rhode Island  
Free Agent, 1996 2nd Season

**PRO:** Signed with the Jets as a FA prior to 1996 season...1996: saw action on special teams in final 9 games after spending 7 weeks on practice squad...finished 3rd on team with 75 special teams blocks...also had 6 tackles on coverage units...had 4 double-digit block games, including a season-high 14 in game 15 vs. PHI...was signed to active roster on 10/18/96.

**D'AGOSTINO** (continued)

**COLLEGE:** A 2-time all-conference and All-New England selection for the Rams as a DE...set school record for sacks in a season with 10 in 1995...was 16 for his career... transferred from Hofstra University where he was a teammate of Jets WR Wayne Chrebet for 1 year.

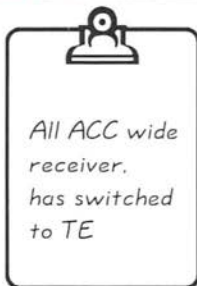
**PERSONAL:** Single...has degree in business...was the 1990 winner of the Thorpe Award, given to the top high school football player in Nassau County on Long Island...attended Lawrence High School in his hometown in Cedarhurst, NY, just 20 minutes from Jets training facility at Hofstra University...born in Brooklyn, NY.



<b>TYRONE DAVIS</b>				<b>83</b>
TE	6-4	264		6/30/72
Virginia				
Draft 4b, 1995			2nd Season	



**PRO:** Currently in the process of switching from a WR to a TE...made the switch prior to the 1996 season...possesses excellent receiving hands and is learning the aspects of offensive line blocking...**1996:** after an impressive training camp and preseason, Davis was hampered by a high ankle sprain that nagged him virtually the entire season...played in 2 games and had 1 reception for 6 yards vs. BUF in game 8 (from Frank Reich)...was inactive for 11 games, dressed but did not play in 3 others games...his other action of the season was in the season finale vs. MIA...was injured in the Jets annual preseason contest vs. NYG...**1995:** played in 4 games, primarily on special teams...was resigned to the active 53-man roster for the final 2 games, seeing action in both games after working as a member of the practice squad for the previous 12 weeks...played in games 1-2 before being assigned to the practice squad on 9/13...made his 1st NFL reception in game 1 at MIA on a 9-yard pass from Bubby Brister...was Jets 4b-round selection (107th overall, 10th WR).



**COLLEGE:** A 3-year starter and All-ACC selection as a senior who owns UVA's career TD record (28), breaking the record of DET WR Herman Moore, and is 2nd in ACC annals (Clarkston Hines of Duke had 38)...ranks 3rd on UVA's all-time receiving yards list (2153) and 5th in receptions (103)...averaged 20.9 yards per catch for his career...has had 4 100-yard receiving games...timed at 4.58 in the 40.


**PERSONAL:** Single...majored in history...lettered in football for 1 year at Fork Union (VA) Military Academy after graduating high school...led the team in receiving and scoring and was an all-district selection in his only year of playing high school football...was also an all-state selection in track (triple jump, long jump and high jump) and an all-district pick in basketball (22.3 points per game) at Halifax High School in his hometown and birthplace of Halifax, VA.



# RONNIE DIXON

DT 6-3 310 5/10/71  
Cincinnati  
Trade (PHI), 1997 4th Season

**PRO:** A big, physical interior lineman who has 34 NFL games with 14 starts to his credit...played most recently with the Philadelphia Eagles in 1996, appearing in all 16 games...has amassed 57 career tackles (32 solo)...traded to the Jets from PHI for the Jets' second 7th round pick (from STL)...drafted by NO in the sixth round of the 1993 draft ...**1996:** played in all 16 games for the Eagles (one start) and one postseason game at SF...recorded 17 tackles (8 solo)...saw his most extensive action in games 4-10 in rotation with DTs Rhett Hall, Hollis Thomas and Kevin Johnson...had a hand in defensive performance that held Barry Sanders to 49 yards and limited DET to just 233 total yards...**1995:** came back from sitting out the entire 1994 season to enjoy his finest season as a pro, playing all 16 games (10 starts) and starting two playoff games for PHI...recorded 40 tackles...acquired from CLE on 8/21 in exchange for a draft choice in 1996 and was soon seeing extended playing time at DT...made his first pro start at NO on 10/1 when DT Andy Harmon was inactive...**1994:** was waived by NO on 8/23 and sat out the season...**1993:** during his rookie season, the sixth round pick was waived on 8/30 and later re-signed to the 53-man roster...played in two games and was inactive for 14.



**COLLEGE:** With four games left in his sophomore season at Cincinnati, went on to start all remaining games that year and every game as a junior and senior at DT...finished Bearcat career with 94 tackles and nine sacks...the squad's MVP as a senior following career-high 35 tackles and two sacks...participated in Blue-Gray game and Senior bowl...majored in criminal justice technology.

**PERSONAL:** Showed remarkable persistence coming back to the NFL after a year off in 1994, in which he spent driving a cement truck in North Carolina and long-haul rigs from Florida to New York...resides in Philadelphia with wife Robyn...daughter Shamika, 8...all-league and second-team all-Eastern North Carolina honors as senior DT at Clinton (NC) HS...hobbies include woodworking and weightlifting.

## RONNIE DIXON'S DEFENSIVE STATISTICS

		Tackles-				
		GP/S	Solo	FF	FR	Sacks
1993	New Orleans	2/0	0-0	0	0	0
1994						
1995	Philadelphia	16/10	40-24	0	0	0
1996	Philadelphia	16/4	17-8	0	0	0
<b>Totals</b>		<b>34/14</b>	<b>57-32</b>	<b>0</b>	<b>0</b>	<b>0</b>

## POSTSEASON STATISTICS

1995	Philadelphia	2/2	8-7	0	0	0
1996	Philadelphia	1/0	1-1	0	0	0
<b>Totals</b>		<b>3/2</b>	<b>9-8</b>	<b>0</b>	<b>0</b>	<b>0</b>

# HUGH DOUGLAS

# 99

DE 6-2 280

8/23/71

Central (OH) State

Draft 1b, 1995

3rd Season



**PRO:** One of the premier young pass rushers in the NFL stepped into a starting role in 1996...has 18 sacks in 25 career games...The consensus NFL Defensive Rookie of the Year in 1995...broke Joe Klecko's rookie sack record (8 in 1977) with 10, falling just 2½ short of the NFL rookie record set by Leslie O'Neal in 1986...**1996:** started 10 games at RDE and led the team with 8 sacks...also tied for the team lead in FF (2) and FR (3)...finished the season with 42 total tackles (35 solo) and 1 PD...scored his 1st TD on any level in game 16 vs. MIA

when he recovered a fumble and returned it 62 yards for a TD...had sensational day in game 15 vs. PHI with 3 sacks, 1 FR and 7 solo tackles...had 2 sacks, 1 FF and 1 PD in game 11 at IND...returned to action in game 10 vs. NE after being IA for games 4-9 with a fractured right ankle...recorded 6 tackles, 3 for a loss, 1 sack and 1 FR vs. NE...opened the season at DEN with 2 sacks...**1995:** played in 15 games (3 starts at RDE) and finished 8th in the AFC in sacks...saw limited action at season's end due to high ankle sprain suffered in game 12 at SEA...at the time of the injury he was 2ND in the AFC and tied for 4th in the NFL in sacks...returned to limited action in games 14-16 after being IA for game 13 vs. STL...made his 3rd consecutive start at SEA but injury forced him out of the game in the 1st quarter...made his 1st NFL start in game 10 vs. NE at RDE...had 2 sacks in game 9 at IND, giving him 9 for the season and breaking Klecko's club rookie mark...had a strong outing in game 8 win vs. MIA with 4 tackles, 1 sack, 1 FR and 2 pressures, 1 of which forced 4th-quarter INT that sealed the victory...recovered a fumble that led to a FG in game 7 at CAR...recorded 5 tackles and a sack in game 6 at BUF...had 5 tackles and his 5th sack of the season in game 5 vs. OAK...had a career day with 3 sacks in game 3 win vs. JAX, and had 1 other negated by penalty...also recorded 3 tackles in that game...selected with pick obtained from ARZ in Rob Moore trade (WR Rob Moore to ARZ in exchange for Cardinals 1st (16), 4th (106) and RB Ronald Moore)...16th selection overall, 4th DE.



**COLLEGE:** A 2-time All-America who collected 42 sacks during his 3-year college career (32 games)...had 13 career multiple sack games...was named Defensive Player of the Year by the Washington D.C. Pigskin Club as a senior...had 4 sacks in Hula Bowl...helped lead team to NAIA Division I National Championship in his sophomore season.

**PERSONAL:** Single, daughter Kayla Rachelle 3...majored in elementary education...lettered in football at Mansfield High School in his hometown and birthplace of Mansfield, OH.

## HUGH DOUGLAS' DEFENSIVE STATISTICS

### TACKLES-

		GP/S	SOLO	FF	FR	INT	YDS	SACKS
1995	Jets	15/3	37-29	2	0	0	0	10
1996	Jets	10/10	42-35	2	3	0	0	8
<b>TOTALS</b>		<b>25/13</b>	<b>78-63</b>	<b>4</b>	<b>3</b>	<b>0</b>	<b>0</b>	<b>18</b>



## DEMETRIUS DUBOSE

# 56

LB 6-2 237

3/23/71

Notre Dame

UFA 1997 (TB)

**PRO:** A versatile player who can play either the inside or outside linebacker spots...has played 61 games with 5 starts during his career and made 63 tackles...**1996:** saw action in 14 games...most of his duties were on special teams with a reserve role on defense...made a big play vs. Green Bay, ending a Packers' drive with a forced fumble by RB Travis Jervey...a major contributor on a kickoff unit that finished 2nd in the NFL in opponent kickoff return average (19.1)...also participated on effective punt unit that was 3rd in NFL with 6.5 opponent average...**1995:** played in 15 games as a backup linebacker and standout on special teams...played on almost three-fourths of the Bucs' special teams plays, the 3rd most on the team, and led the team with a career-best 12 special teams tackles...finished with 7 tackles from the linebacker position...had best game with 4 tackles and 2 stops on special teams while filling in for the injured Hardy Nickerson at Green Bay...**1994:** played in all 16 games with 1 start...had 16 tackles on defense while subbing for Nickerson and 3 solo stops on special teams...his 1 start (a victory over the Lions) saw him make 5 tackles...**1993:** appeared in 15 games while starting 4 as a rookie...tallied 34 tackles, 3 special teams stops and a pass defended...made his 1st NFL start vs. Chicago and enjoyed career-best 8 tackles vs. Minnesota...was drafted by the Bucs in 2nd round of 1993 draft (34th overall)

**COLLEGE:** Received his B.S. in government and international relations from Notre Dame where he enjoyed a 4-year career, finishing with 266 tackles, 2 sacks, 13 passes defended, 3 fumble recoveries, and an interception...team captain and 2nd team All-America as a senior...selected to play in the Senior Bowl and a Butkus Award nominee (for the nation's top linebacker) after his 84-tackle and 8 passes defended senior campaign...had 14 tackles and a sack vs. Stanford that year...had best statistical season as a junior, racking up 127 tackles..first team All-America honors from *Football News*, honorable mention All-America from UPI...a semifinalist for the Butkus Award...had huge game vs. Indiana, with 14 tackles and a 49-yard interception return for a touchdown.

**PERSONAL:** was chairman of the South Bend Special Olympics while at Notre Dame... attended Bishop O'Dea H.S. in Seattle...lettered in football, basketball and track...named Seattle's Player of the Year as a senior...also earned All-State honors in basketball...favorite movie is "Fast Times at Ridgemont High" and favorite book is "A Tale of Two Cities".



*Was 34th  
selection  
overall in  
1993 Draft  
(TB)*

# ROGER DUFFY

# 62

C-G 6-3 305 7/16/67

Penn State

Draft 8, 1990

8th Season



*Has longest consecutive games played streak among Jets offensive players (32 games).*

**PRO:** A 3-year starter at G and C who has played several positions along the O-line throughout his career...has played C, G, RT and as a blocking TE during his career...served as the Jets' long-snapper on PAT, FG and punts in 1995...has started the last 32 consecutive games, the most of any current Jet on offense...**1996:** was one of only 8 Jets to start every game...moved to the C spot in game 7 when Dave Alexander was lost for the season with a torn ACL...started the season at RT in place of David Williams (back spasms), a position he had never played before...moved back to his traditional LG spot for games 2-7 and graded out as one of the most consistent O-linemen...was a key member of the offensive line that blocked for Adrian Murrell's 1249 yard rushing season...helped the Jets O-line shut out the JAX and BUF (game 8) pass rushes in consecutive weeks...**1995:** was the only O-lineman, and 1 of only 2 offensive players to start every game...was starting LG and played in 3-guard rotation for part of the season with rookie Matt O'Dwyer and Carlton Haselrig...did not allow a sack in games 2-3...**1994:** started the 1st 14 games of the season at LG...did not start the final 2 games due to an ankle sprain, but was still able to handle long-snapping duties...O-line had 3 games without a sack and another 7 games in which they allowed only 1 sack...was a key figure in the O-line earning the offensive "game ball" in game 11 at MIN when they shut down Pro Bowl DT's John Randle and Henry Thomas...**1993:** played in all 16 games...filled in at C for the injured Jim Sweeney (ankle) in games 12 and 14-15...saw action at RG in game 11 at NE for the injured Dwayne White (ankle)...entered game 10 vs. CIN at LG when Dave Cadigan moved to RT for the injured Siupeli Malamala (shoulder)...saw time at LG for the injured Cadigan (ankle) in game 8 vs. MIA...got 1st start of the season in game 5 at RAI, playing RG for the injured White...entered game 4 at RG when injuries sidelined Sweeney and White...**1992:** played in 16 games (6 starts, all at LG)...started the last 5 games of the season at LG and also played RG in a 3-guard rotation with Dwayne White and Dave Cadigan...got his 1st start of the season in game 8 vs. MIA, filling in for the injured Cadigan (ankle)...**1991:** played 12 games...used as an extra blocking TE late in the season...most extensive playing time was game 7 vs HOU when Cadigan injured his ankle and Jim Sweeney moved to LG, Duffy took over at C...did not play in games 1-2, 5-6...**1990:** played in 16 games and started 2 (at C in games 12-13) in rookie season...played primarily special teams in the other games.

**COLLEGE:** 3-year starting C at Penn State who was considered by Joe Paterno "the best C we've ever had at the school"...started in his final 31 games...anchored a line that led the way to an average 213.9 yards rushing per game...was named to the GTE-CoSIDA Academic All-America team and Toyota Leader of the Year for excellence in athleticism, academics and community service...took over as the starting C in sophomore season.

**PERSONAL:** Wife Kathy...son McKenzie Patrick 2 and Daughters Jaclyn 1 and Abigail born in the offseason...has degree in communications...does charity work with Schneider Children's Hospital...frequent visitor to area hospitals and is active with children's groups on Long Island...was all-state C at Canton Central Catholic High in his hometown of Canton, OH...twin brother Pat also played at Penn State...born in Pittsburgh, PA.

**ROGER DUFFY'S STATISTICS**

		GP/S
1990	Jets	16/2
1991	Jets	12/0
1992	Jets	16/6
1993	Jets	16/1
1994	Jets	16/14
1995	Jets	16/16
1996	Jets	16/16

**TOTALS** 108/55

**ADDITIONAL STATISTICS:** Kickoff Returns: 1990 (1-8)

**POSTSEASON STATISTICS**

		GP/S
1991	JETS	1/0



**JOHN (Jumbo)**

**ELLIOTT**

**76**

T 6-7 308

4/1/65

Michigan

Free Agent, 1996 (GIA) 10th Season

**PRO:** A veteran Pro Bowler who has played in 126 games and started 111 throughout his 10-year career.....was a member of GIA's Super Bowl XXV championship team where he was coached by Jets head coach Bill Parcells...earned Pro Bowl honors in 1993 and is a 2-time member of the All-Madden team (1990, 1991)...GIA named him their franchise player on 2/25/93 but then waived him after the 1995 season...was originally GIA 2nd round selection (36th pick overall) in 1988...a front-line bookend tackle...was major contributor to the career year of Adrian Murrell...**1996:** Inactive week 1-2 with a pulled groin muscle suffered in final preseason game at OAK...started at LT in game 3 at MIA, as well as against his former teammates in game 4 vs. GIA...in game 5 vs. WAS teamed with the rest of the starting O-line in opening holes for RB Adrian Murrell's 31-132-1 TD effort and slowing WAS rush pass to 1 sack while allowing O'Donnell time to throw for 292 yards...in game 6 vs. Oak helped pave the way for Murrell's second consecutive 100-yard rushing game (the first time that feat has been accomplished since Freeman McNeil accomplished it in 1987)...helped shutout the JAX pass rush in game 7 at JAX (faced off against Clyde Simmons for much of the game)...did an excellent job of shutting down Bruce Smith as the offensive line shut down the BUF pass rush, the second week in a row they have shut-out an opponent....left the game early in game 9 win at ARZ due to back spasms and did not return to action...did an excellent job in all facets of the game vs. NE in game 10 as he and the rest of the offensive line paved the way for another Murrell 100-yard game (and 2 TD rushing), the 2nd consecutive game that feat had been accomplished, and also provided Frank Reich the time to throw for 281 yards and 1 TD...started at LT in game 11 at IND but strained a calf muscle midway through the 1st half, although he did return in goal-line situations in the 2nd half...helped pave the way for Murrell's 5th 100 yard game of the season rushing in game 12 at BUF (19-103)...started in games 13-16 at LT...**1995:** started all 16 games at LT...helped pave the way for 131.8 rushing yards per game, good for



*Has started 30 games for the Jets and Giants over the past two seasons*

**ELLIOTT** (continued)

5th in the NFC...had to leave game 16 vs. SD due to back strain...**1994**: earned the Ed Block Courage Award after playing all 16 games and making 15 starts at LT following offseason back surgery...did not start at CIN, but played most of the game after having to leave the game vs. CLE the previous week due to back spasms...was named team offensive MVP for game at HOU when GIA rolled up 163 rushing yards...**1993**: earned Pro Bowl honors while helping GIA lead NFL in rushing with 138.1 yards per game...started 11 games...missed five of last 7 games due to a herniated disc in his back that would require surgery...**1992**: started all 16 games at LT...helped GIA score 20 rushing TD, 3rd-most in team history...team had a 93.9% rate of success inside the 20...was key reason for Rodney Hampton tallying his 2nd consecutive 1,000 yard rushing season...**1991**: started all 16 games for the 1st time in his career...earned All-Madden Team honors for the 2nd-consecutive year...**1990**: limited to 8 starts during the regular season due to a leg injury, but still earned his 1st All-Madden team honors...had a strong postseason, shutting down CHI's Richard Dent, SF's Kevin Fagan and Charles Haley and BUF's Bruce Smith as GIA's won Super Bowl XXV...returned to the starting lineup for the final 4 regular season games after missing the previous 8 contests with leg injury...started games 1-4...**1989**: won the starting LT position in training camp and started 11 of 13 games played...back spasms caused him to miss 3 full games and parts of 2 others...**1988**: was a unanimous all-rookie selection while seeing action at both T spots...replaced the injured Karl Nelson for several games at RT...made 5 starts at LT.

**COLLEGE**: A 1st-team All-America and All-Big 10 selection as a junior and senior...was a finalist for the Outland and Lombardi Awards as a senior...started 39 of his final 40 games with the Wolverines.

**PERSONAL**: Wife Lisa...daughter Caroline 2...was nicknamed "Jumbo" by Michigan head coach Bo Schembechler on his 1st day of practice as a Wolverine...was an all-state defensive tackle at Sachem High School on Long Island, about 45 minutes from the Jets training complex in Hempstead, NY...born and raised in Lake Ronkonkoma, NY.

**JOHN ELLIOTT'S STATISTICS**

		GP/S
1988	Giants	16/5
1989	Giants	13/11
1990	Giants	8/8
1991	Giants	16/16
1992	Giants	16/16
1993	Giants	11/11
1994	Giants	16/15
1995	Giants	16/16
1996	Jets	14/14
<hr/>		
	<b>TOTALS</b>	<b>126-111</b>
	<b>POSTSEASON</b>	
		GP/S
1990	Giants	3/3



# DAVE FIORE

# 68

G-C-T 6-4 290

8/10/74

Hofstra

Waivers, 1996 (SF)

2nd Season

**PRO:** A versatile young player on the offensive line who is also competing for the long-snapping job...1996: was on the Jets active roster for the final 9 games of the season, but did not play...was originally signed as a FA by SF and spent the 1<sup>st</sup> 7 weeks of the season on their roster before being waived and picked up by the Jets.

**COLLEGE:** A 4-year starter and unanimous All-America selection at Hofstra, home of the Jets training complex...led Flying Dutchmen to NCAA playoffs...was college teammate of Jets WR Wayne Chrebet.

**PERSONAL:** Single...boyhood hero was former Jets RB John Riggins...has done work with the Jerry Rice Foundation, Bar None Foundation and the 49er Foundation...has been very active in local youth football events and community activities...attended Waldwick High School in his hometown of Waldwick, NJ...born in Hackensack, NJ.



*Was a college teammate of Wayne Chrebet at Hofstra University*



# GLENN FOLEY

# 4

QB 6-2 210

10/10/70

Boston College

Draft 7, 1994

4th Season

**PRO:** A tough, young player who made a successful comeback from a serious shoulder injury that required surgery to repair ligament damage suffered in game 10 of the 1995 season...saw the most extensive playing time of his career in 1996 when he started 3 games and played in 5...is expected to compete for the primary back-up QB job...is 147-75-732 yds-51.0 comp. %-46t long-3 TD-9 INT for his career...has a passer rating of 46.4 for his career...**1996:** was the 3rd QB for games 1-6, behind veterans Neil O'Donnell and Frank Reich...was the back-up to Reich in game 7 at JAX and came into replace Reich on a 4th and 2 situation after Reich had the wind knocked out of him in the 3rd quarter...his single pass of the day was deflected and fell incomplete...dressed but did not play in games 8-12...replaced Reich in the 4th quarter of game 13 vs. HOU and was 12-6-36-0 TD-1 INT in the contest...made his 1st pro start in game 14 at NE and was 45-22-227-1 TD-2 INT...hooked up with Keyshawn Johnson on 2 20+ pass plays and threw his 1st TD pass to Johnson on a 4-yard strike in the 4th quarter...started game 15 vs. PHI and was 26-16-186-1 TD-4 INT in the team's 21-20 loss...his TD pass came on a flea-flicker (from Adrian Murrell) and went to Johnson for a 46-yard strike...started the season finale vs. MIA and played the 1st 3 quarters before being replaced by Reich in the 4th quarter...was 26-10-110-1 TD-0 INT before he left, with his TD pass coming on an 11-yard strike to TE Kyle Brady...**1995:** saw



*Foley's 1st NFL start came at NE in game 14 of the 1996 season*

**FOLEY** (continued)

the 1st significant action of his career in game 10 vs. NE and was 29-16-128-1 INT and led a 99-yard scoring drive...suffered a dislocation of his throwing shoulder on the last play from scrimmage in that game and was placed on IR after surgery...did not play as the backup to Bubby Brister in games 7-9...was IA for games 1-6...**1994:** saw his only action of the year in the season finale at HOU and was 5-8-45-0 TD-1 INT in 4th quarter action...was IA for games 1-4 and games 6-15...was active but did not play in game 5 at CLE...was Jets 7th round selection (9th QB, 208th player overall).

**COLLEGE:** A 2-time All-America who had a stellar career with the Golden Eagles...is BC's all-time leader in attempts (1275), completions (703), TD passes (72) and career starts (44)...is 2nd on the Eagles all-time list in passing yards (10,039) and total offense (9699) to Doug Flutie...he and Flutie are the only BC QBs to pass for 10,000 yards in a career...is the only QB in BC history to pass for 2000 yards in 4 straight seasons...had 10 games in his career of at least 300 yards passing and 2 of 400 or more...also passed for 4 TD in a game 4 times while at BC...was a finalist for the Davey O'Brien Award given annually to the top college QB...led team to 41-39 upset over #1 Notre Dame as a senior with 48-30-315-4 TD game.

**PERSONAL:** Wife, Jen...married this past offseason...received his bachelor's degree in sociology in 4 years and began work towards a 2nd major in his final year of eligibility...father, Ed, was a QB at Boston College (1963-65)...earned all-state and All-America honors and was selected NJ Gatorade Player of the Year and *Philadelphia Inquirer* Player of the Year as a senior at Cherry Hill East High School...led team to an undefeated record and the state championship, passing for 2196 yards and a state-record 25 TD...also earned all-area and all-conference honors in baseball and basketball respectively...born and raised in Cherry Hill, NJ.

**GLENN FOLEY'S PASSING STATISTICS**

		GP/S	ATT-COMP	YDS	PCT	LG	TD	INT	RATING
1994	Jets	1/0	8-5	45	63%	16	0	1	38.0
1995	Jets	1/0	29-16	128	55%	32	0	1	52.1
<b>TOTALS</b>		<b>2/0</b>	<b>37-21</b>	<b>173</b>	<b>57%</b>	<b>16</b>	<b>0</b>	<b>2</b>	<b>46.4</b>

**BRIAN  
GAINE**

**47**

TE 6-5 255 4/20/73

Maine

Free Agent, 1996

1st Season



**PRO:** Signed with the Jets during the 1996 training camp...spent the majority of the season on the team's practice squad...will vie for a job as a back-up TE and a special teams long-snapper.

**COLLEGE:** The Black Bears most prolific receiving TE in history...earned all-conference honors and was Maine's offensive player of the year as a junior with...earned the Black Bears' rookie of the year award in 1992.

**PERSONAL:** Single...earned his degree in public administration... was a scholar-athlete award recipient and a 2-time member of the dean's list at Maine...was active with Big Brothers of Bangor, ME while in college...attended Don Bosco Prep High School in Ramsey, NJ...current home is Pearl River, NY...born in New York City.



*A long  
snapper and  
tight end*



# HARRY GALBREATH 64

G 6-1 295 1/1/65  
Tennessee  
Free Agent, 1996 10th Season

**PRO:** One of the most consistently productive and durable linemen in the NFL...has started 131 of 141 career games, missing only 3 games in his 9-year career...has made 11 postseason starts (4 with MIA, 7 with GB)...signed with the Jets as a FA during training camp in 1996...spent 3 seasons with GB, signing as a UFA in 1993...began his career with MIA, playing 5 seasons...was originally MIA's 8th-round selection (212th overall) in 1988...**1996:** battled through a painful hand injury the 2nd half of the season that required off-season surgery...played in 15 games and started 8...moved into the starting lineup at the LG spot in game 7 when starting C Dave Alexander was lost for the season with a torn ACL...was a key reason behind Adrian Murrell's 1249 rushing yards season...started the season opener at DEN when line shuffling caused starting LG Roger Duffy to move to RT...saw most of his action in games 2-6 on special teams...teamed with the rest of the O-line in shutting out the JAX and BUF pass rush in consecutive weeks (games 7 and 8)...suffered a concussion in the 3rd quarter of game 8 at BUF and was forced to the sidelines...did not play in game 15 vs. PHI as his hand injury forced him out of the lineup...saw limited action in the season finale vs. MIA...**1995:** started all 16 regular season games and 3 postseason contests for GB on its march towards the NFC Championship Game...helped GB to a 7th-place ranking in the NFL in total offense (359.4) and 3rd in the NFL in passing (270.1)...GB's 33 sacks allowed were 5th in the NFC and 14th in the NFL...**1994:** started every game at RG...also started 2 playoff games...had 3 games without allowing a sack...paved the way for 223-yard and 257-yard rushing performances vs. CHI...**1993:** started all 16 games and 2 post season contests...helped improve GB's pass protection as O-line allowed only 30 sacks, the team's lowest total since 1974, after allowing 45 in 1992...stood out in the playoffs when O-line did not allow a sack in wild card game vs. DET and allowed only 2 sacks against DAL in divisional playoff game...**1992:** started 16 regular season contests and 2 post season games in his final season with MIA...**1991:** started all 16 games...missed some time in game 5 at NE with ankle injury...**1990:** started 16 games and 2 playoff games...MIA's O-line allowed an NFL-low 16 sacks...**1989:** started 14 games, missing 2 contests with ankle sprain...MIA allowed another NFL-low 10 sacks...**1988:** played in all 16 games, starting 13...started the final 12 games at RG after making 1 start at LG...MIA QB's were sacked just once in his 13 starts...saw action as a reserve in the 1st 2 games of the season, making his NFL debut at CHI in season opener...made 1st NFL start vs. GB.



*Has 131 career NFL starts in 9 seasons*

**COLLEGE:** A 2-time All-America and All-SEC selection for the Vols...did not miss a game in 4 seasons...helped team to 2 bowl victories...Tennessee averaged 221 rushing yards per game in 1987, his senior year.

**PERSONAL:** Single...sons, John 11 and Dejuan 4...involved in various charities in his hometown of Nashville, TN...earned all-state honors as a T, DE and NT in football and lettered 3 times as a wrestler at Clarksville HS in his hometown and birthplace of Clarksville, TN.

# AARON GLENN

# 31


CB 5-9 185

7/16/72

Texas A & M

Draft 1, 1994

4th Season



**PRO:** Has the most consecutive starts (38) of any current Jet...has missed only 1 game since being drafted by the Jets in 1994 and has 47 career starts...one of the premier young CB in the NFL...could see time on KOR and PR squad as a returner...is developing a knack for big plays, as his 2 INT returns for TD will verify...has been timed at 4.38 in the 40 and has a 41-inch vertical leap...**1996:** started all 16 at LCB...had a breakthrough season in the INT column when he picked off 4 passes and returned 2 for TD...had 49 tackles (43 solo), 2 FF, and led the team with 13 PD...matched-up against DEN WR Anthony Miller in the season opener and limited him to 1 reception for 8 yards...had a productive day in game 2 vs. IND when he had 5 tackles, a FF and a PD...stepped in front of a Dan Marino pass on 4th and goal and returned it a club record 100-yards in game 3 at MIA...also had 6 tackles a FF and a PD in that contest...recorded his 2nd INT of the season in game 6 vs. OAK when he stepped in front of a Jeff Hoestetter pass, also had 6 tackles and 3 PD...saw 1 pass thrown in his direction in game 7 at JAX...had only 2 Jim Kelly passes thrown his way in game 8 vs. BUF (1 incomplection and 1 thrown out of the EZ)...had his 3rd INT of the year when he jumped in front of a Drew Bledsoe pass and returned it 15 yards in game 10 vs. NE...did not have any tackles in game 13 as HOU QB Steve McNair only directed 1 pass in his direction (an incomplection)...had 4 tackles before being forced to leave with bruised ribs in game 14 vs. NE...had his 2nd INT returned for a TD when he picked off a Ty Detmer pass intended for Irving Fryar and returned it 13-yards in game 15, also had 2 tackles and 2 PD...had 2 tackles and 3 PD in the season finale vs. MIA... **1995:** started all 16 games at LCB...led the team in passes defended for the 2nd consecutive season with 17...also finished 8th on the team with 63 tackles and recorded 1 FF, 1 FR and 1 INT...had a strong outing in game 13 vs. STL when he shut down WR Isaac Bruce before leaving the game with leg cramps...recorded his 1st career INT on a Rick Mirer pass in the 1st quarter of game 12 at SEA...also had 2 tackles, 1 FR and 1 pass defended in that game...recorded a season-high 9 tackles and had 3 passes defended in game 8 win vs. MIA...**1994:** earned all-rookie honors from *Football News* and *College & Pro Football Newsweekly* while starting 15 games at LCB...led the team in passes defended (13), tied for 3rd in FF (2) and finished 9th on the team in tackles (69)...also ranked 9th in the AFC in KOR, averaging 21.6 yards per return...had 3 returns over 40 yards in just 9 games as the primary kick returner...recorded career-high 10 tackles, 1 FF and 1 pass defended in game 15 vs. SD...was IA (turf toe) for game 10 at GB...had 4 tackles, 1 FF and 2 passes defended in game 9 win vs. BUF and was 2-71 on KOR including a season-long 45-yard return...Jets traded their 1st (13th) and 5th-round selections to NO to move up to #12 to select Glenn in the 1st round (12th player overall, 2nd CB).



*Has missed only one start in 3 NFL seasons & leads current Jets with 38 consecutive starts.*

**COLLEGE:** A 2-time All-America and consensus All-SWC selection for the Aggies...holds school records for passes defended in a season, punt return average for a season and most punt return yards in a game...recorded 27 tackles (22 solo), 13 passes defended and 1 FF as a senior...was also 3-40-1 TD on INT and led the nation in punt returns with 17-339-19.9-2 TD... set an SWC and school record with 20 passes defended as a junior and was 6-99-1 TD on INT...transferred from

**GLENN** (continued)

Navarro (Texas) JC where he earned All-America and all-conference honors.

**PERSONAL:** Single...majored in kinesiology...7th born of 11 children...earned all-state and all-district honors as a senior, rushing for over 1000 yards and compiling 200 yards receiving and 7 INT...also lettered in basketball and track at Nimitz High School in his hometown of Aldine, TX...born in Humble, TX.

AARON GLENN'S INTERCEPTION STATISTICS							
		GP/S	NO	YDS	AVG	LG	TD
1994	Jets	15/15	0	0	0.0	0	0
1995	Jets	16/16	1	0	0.0	0	0
1996	Jets	16/16	4	113	28.3	100t	2
<b>TOTALS</b>		<b>47/47</b>	<b>4</b>	<b>113</b>	<b>28.3</b>	<b>100t</b>	<b>2</b>

DEFENSIVE STATISTICS						
		TACKLES-SOLO	FF	FR	PD	SACKS
1994	Jets	69-56	2	0	13	0
1995	Jets	63-43	1	1	17	0
1996	Jets	49-43	2	0	13	0
<b>TOTALS</b>		<b>181-142</b>	<b>5</b>	<b>1</b>	<b>42</b>	<b>0</b>

KICKOFF RETURNS						
		NO	YDS	AVG	LG	TD
1994	Jets	27	582	21.6	45	0
1995	Jets	1	12	12.0	12	0
1996	Jets	0	0	0.0	0	0
<b>TOTALS</b>		<b>28</b>	<b>594</b>	<b>21.2</b>	<b>45</b>	<b>0</b>



**DWAYNE GORDON**

LB 6-1 240

11/2/69

New Hampshire

Free Agent, '97

5th Season

**PRO:** An hard-working veteran linebacker who can play both inside and outside linebacker while upgrading the Jets' special teams...signed with Jets 6/5/97 after playing the last two seasons in San Diego...spent his first two years in the NFL at Atlanta, who claimed him after Miami, who drafted him, had no rookie money available...drafted in 1993 in 8th round (218th overall) out of New Hampshire...**1996:** played all 16 games making six tackles in reserve duty at inside linebacker to spell Junior Seau...was a presence on special teams, playing half of the Chargers' special teams plays...**1995:** saw action in all 16 games, starting three, after being claimed off waivers from Atlanta on 8/28/95...finished the season with 20 tackles, one sack and seven special teams stops..made first career start 12/3/95 in win vs. Cleveland and went on to start remaining regular season games and wildcard game vs. Indianapolis...tied career-high five tackles at Indianapolis 12/17/95 and recorded first career sack...**1994:** appeared in all 16 games for Atlanta, contributing as a standout on special teams and reserve linebacker...enjoyed best game at linebacker vs. Saints in week 15, tallying five tackles and forcing a fumble...finished season with 21

*Versatile player who excels on special teams and can play inside and outside linebacker*

**GORDON** (continued)

special teams tackles (2nd most on team) and 13 stops on defense...**1993:** originally joined Falcons after Miami was forced to release him due to their using all of its allocated rookie money...made Atlanta's roster and finished with six special teams tackles in five games played.

**COLLEGE:** Co-captained the University of New Hampshire Wildcats his senior season...played linebacker, defensive tackles and punter during collegiate career...as a senior earned first team all-Yankee honors, leading the team with 84 tackles, 6.5 sacks, 13 tackles for losses and a fumble recovery...also averaged 33 yards on 129 punts...teammate pro Dwayne Sabb at UNH.

**PERSONAL:** Lives in LaGrangeville, NY with wife Melissa...born in White Plains, NY...also played baseball in high school at Arlington North High in LaGrangeville.

**DWAYNE GORDON'S DEFENSIVE STATISTICS**

		GP/S	TKL-Solo	FF	FR	INT	Sacks
1993	Atlanta	5/0	1-0	0	0	0	0
1994	Atlanta	16/0	13-8	1	0	0	0
1995	San Diego	16/3	20-18	0	0	0	1
1996	San Diego	16/0	6-5	0	0	0	0
<b>TOTALS</b>		<b>53/3</b>	<b>40-31</b>	<b>1</b>	<b>0</b>	<b>0</b>	<b>0</b>

Special Teams Stats: Tackles (40) - 1993 (6), 1994 (21), 1995 (7), 1996 (6).

**JEFF**

**GRAHAM**

**81**

WR 6-2 206 2/14/69

Ohio State, Unrestricted

Free Agent, 1996 (CHI) 7th Season



**PRO:** A veteran receiver who became the Jets big play man in 1996 with 11 catches of 20+ yards...is 289-4334-15 TD receiving for his career...led team in '96 with 3 100-yd receiving days and entered Jets single game top ten list for receiving yards with 189 at IND...signed with Jets as a UFA prior to 1996 season after 2 seasons with CHI...owns several CHI receiving records, including yards in a season...spent 1st 3 season of his career with PIT before being traded to CHI prior to the 1994 season...was PIT's 2nd-round selection (46th overall) in 1991...**1996:** showed why he was one of the most coveted WR on the 1996 free agent market...missed five games due to injury, but was a complete player when healthy, displaying sure hands, elusive speed and the willingness to make the over-the-middle grab...had his breakout game in a Jets uniform in game 3 @ MIA with 5-136-1 TD and hooked up with Neil O'Donnell for the longest catch of his career, a 78-yard TD which brought the Jets back into the game...the reception was the longest since Ken O'Brien and Wesley Walker hooked up on an 83-yarder at SEA on 11-2-86...the 136 yards tied for his 6th best yardage output of his career...had his 2nd straight 5 catch game in game 4 vs. GIA when he was 5-49-9.8-11 long while leading all Jets receivers with 4 1st down catches...lead the team with 95 yards on 7 catches at WAS in game 5...4 of his receptions went for 1st downs...sat out of practice with a knee injury, but managed to suit up for the game and tied for the



*Had career-long 78-yard reception at MIA in 1996.*

## **GRAHAM** (continued)

team high with 4 receptions for 35 yards in game 6 vs. OAK...had arthroscopic surgery on his knee to trim cartilage on Friday, October 7, but missed only the BUF game before returning to action in week 9 victory at ARZ and was 3-34 receiving...had a big day in game 10 as he had a team-high 95 yards on 6 catches as well as a 26-yard finger tip grab of a Frank Reich pass for the Jets' first TD of the day (5 of his catches went for 1st downs, including a leaping 22-yarder on a 4th down on the Jets' final drive to keep the comeback hopes alive)...eclipsed the 4,000 yard receiving mark for his career in game 10 as well...had a huge day in game 11 at IND when he had tied a personal career mark of 9 receptions for 189 yards (season high for the Jets and good for 10th place in team history in receiving yards)...8 of his 9 receptions went for 1st downs...and another 3 were for TD (the first multiple TD game of his career)...the TD were from 52 yards, 17 yards and 32 yards, all from QB Frank Reich...had another big day in game 12 at BUF when he was 7-124 (team high) and 1 TD on an 8-yard strike from Reich...started in game 13 vs. HOU but came out of the game with a nagging turf toe injury after the 1st series, did not have any receptions...was inactive for game 14-16...**1995:** started all 16 games and set career highs in every category with 82-1301-15.9-4 TD receiving...had a 47-yard TD catch in game 15 vs. TB, setting CHI mark for receiving yards in a season...surpassed the 1,000-yard mark for the 1st time in his career with 6-56 receiving in game 12 at GIA...tied CHI mark for consecutive 100-yard games with his 3rd-straight effort, 5-109 vs. DET in game 11...was 7-108 at GB in game 10 and 5-111 vs. PIT in game 9...set a career high in receptions with 9-137-1 TD vs. HOU in game 7...had 3rd-best day of his career with 6-145-1 TD at STL in game 4...opened the season with 8-107 vs. MIN...**1994:** played in all 16 games (15 starts) and led CHI in receptions (68), receiving yards (944), TD receptions (4), punt returns (15), PR yards (115) and long PR (61t)...the 68 receptions were most by CHI player since 1970...had 21 3rd down receptions, 17 of which went for 1st downs...started 2 postseason games and had the 3rd-best receiving day in CHI postseason history with 4-108, including a 21-yard TD in Wild Card win over MIN...was 4-33 at SF...had 61-yard PR for a TD in game 13 at MIN...had an outstanding day in game 12 at ARZ with 8-154 receiving...7 of the 8 catches went for 1st downs and the last 5 were 3rd down conversions in the 2nd half and overtime...his final grab, a 44-yarder on 3rd and 7 set up the winning FG...was 7-136 in game 7 at DET, including a career-long 76-yard TD catch...**1993:** played in 15 games (12 starts) and was 3rd on PIT in receiving with 38-579-0 TD...led the team in receptions with 7-96 in playoff loss at KC...set a career high for receiving yards with 7-192 in game 14 vs. HOU...it was the highest output by a PIT WR since Lynn Swann in 1972...was 8-102 at HOU in game 10...injured his groin in game 2 at LA Rams and was IA for the following game...**1992:** led PIT with 49 catches for 711 yards and 1 TD while playing in 14 games and starting just 10...saw action in AFC Wild Card at BUF but did not have a reception...had 14 catches over final 5 games...missed games 10 and 11 due to sprained ankle...was 34-536 receiving in 1st 6 games, ranking 3rd in AFC in receptions and 2nd in yards, before spraining his ankle...had 1 reception over the next 3 games while trying to play with the injury before sitting out 2 games...was 7-115 in game 6 vs. CIN...his 1st 100-yard game was against NYJ (6-146) in game 2...caught his 1st career TD reception in season opener at HOU...**1991:** played in 13 games (1 start)...was 2-21 receiving...made his 1st NFL start in game 12 vs. HOU and was 1-6...made his 1st NFL reception in game 6 vs. GIA...was IA for season opener with quad injury suffered in the preseason.

**COLLEGE:** Ranks 4th in OSU history in receiving yards and 6th in receptions with 98-1806 for his career...had 15 career TD...named team MVP and All-Big Ten selection as a senior when he was 39-760-7 TD receiving and ranked 3rd in the nation with 14.9 average...was also 2nd in Big Ten and 17th in the nation with 11.8-yard average on PR in his senior year...had 2 PR for TD.

**PERSONAL:** Single...majored in recreation education...was born in Brooklyn...dedicated his 1994 season to his brother, Walter, who died at

**GRAHAM** (continued)

the age of 33 from cancer...was an all-state QB, WR and basketball player at Archbishop Alter High School in his hometown of Kettering, OH.

JEFF GRAHAM'S RECEIVING STATISTICS							
		GP/S	NO	YDS	AVG.	LG	TD
1991	Pittsburgh	13/1	2	21	10.5	15	0
1992	Pittsburgh	14/10	49	711	14.5	51	1
1993	Pittsburgh	15/12	38	579	15.2	51	0
1994	Chicago	16/15	68	944	13.9	76	4
1995	Chicago	16/16	82	1301	15.9	51	4
1996	Jets	11/9	50	788	15.8	78t	6
<b>TOTALS</b>		<b>85/63</b>	<b>289</b>	<b>4334</b>	<b>15.0</b>	<b>78t</b>	<b>15</b>
PUNT RETURNS							
			NO	YDS	AVG	LG	TD
1991	Pittsburgh		8	46	5.8	13	0
1992	Pittsburgh		0	0	0.0	0	0
1993	Pittsburgh		0	0	0.0	0	0
1994	Chicago		15	140	9.3	61	1
1995	Chicago		23	183	8.0	39	0
<b>TOTALS</b>			<b>46</b>	<b>369</b>	<b>8.0</b>	<b>61</b>	<b>1</b>
Additional Stats: Kickoff Returns: 1991 (3-48-o TD).							
POSTSEASON							
		GP/S	NO	YDS	AVG	LG	TD
1992	Pittsburgh	1/0	0	0	0.0	0	0
1993	Pittsburgh	1/1	7	96	13.7	35	0
1994	Chicago	2/2	8	141	17.6	52	1
<b>TOTALS</b>		<b>4/3</b>	<b>15</b>	<b>237</b>	<b>15.8</b>	<b>52</b>	<b>1</b>
CAREER HIGHS							
Receptions - 9 vs. Houston, October 22, 1996 (9-137-1 TD)							
Receiving Yards - 192 vs. Houston, December 19, 1993 (7-192-0 TD)							
Longest Reception - 76 at Detroit, October 23, 1994 (7-136-1 TD)							
1991 RECEIVING							
			NO	YDS	LG	TD	
Sept. 1	San Diego .....						INACTIVE
Sept. 8	at Buffalo .....		0	0	0	0	
Sept. 15	New England .....		0	0	0	0	
Sept. 22	at Philadelphia .....		0	0	0	0	
Oct. 6	at Indianapolis .....		0	0	0	0	
Oct. 14	Giants .....		1	15	15	0	
Oct. 20	Seattle .....		0	0	0	0	
Oct. 27	at Cleveland .....						INACTIVE
Nov. 3	at Denver .....		0	0	0	0	
Nov. 10	at Cincinnati .....		0	0	0	0	
Nov. 17	Washington .....		0	0	0	0	
Nov. 24	Houston .....		1	6	6	0	
Nov. 28	at Dallas .....		0	0	0	0	
Dec. 8	at Houston .....		0	0	0	0	
Dec. 15	Cincinnati .....		0	0	0	0	
Dec. 22	Cleveland .....		0	0	0	0	
<b>TOTALS .....</b>			<b>2</b>	<b>21</b>	<b>15</b>	<b>0</b>	
1992 RECEIVING							
			NO	YDS	LG	TD	
Sept. 6	at Houston .....		7	89	20	1	
Sept. 13	Jets .....		6	146	51	0	
Sept. 20	at San Diego .....		3	67	42	0	
Sept. 27	at Green Bay .....		3	32	14	0	
Oct. 11	at Cleveland .....		8	87	16	0	
Oct. 19	Cincinnati .....		7	115	34	0	
Oct. 25	at Kansas City .....		0	0	0	0	
Nov. 1	Houston .....		1	11	11	0	
Nov. 8	at Buffalo .....		0	0	0	0	

## GRAHAM (continued)

1992 RECEIVING (continued)					
Nov. 15	Detroit .....			INACTIVE	
Nov. 22	Indianapolis .....			INACTIVE	
Nov. 29	at Cincinnati .....	5	60	16	0
Dec. 6	Seattle .....	2	30	20	0
Dec. 13	at Chicago .....	3	30	17	0
Dec. 20	Minnesota .....	1	20	20	0
Dec. 27	Cleveland .....	3	24	9	0
TOTALS .....		49	711	51	1
1993 RECEIVING					
		NO	YDS	LG	TD
Sept. 5	San Francisco .....	0	0	0	0
Sept. 12	at Rams .....	3	35	16	0
Sept. 19	Cincinnati .....			INACTIVE	
Sept. 27	at Atlanta .....	1	19	19	0
Oct. 10	San Diego .....	4	33	16	0
Oct. 17	New Orleans .....	0	0	0	0
Oct. 24	at Cleveland .....	5	89	28	0
Nov. 7	at Cincinnati .....	2	17	14	0
Nov. 15	Buffalo .....	3	44	21	0
Nov. 21	at Denver .....	1	10	10	0
Nov. 28	at Houston .....	8	102	26	0
Dec. 5	New England .....	1	5	5	0
Dec. 13	at Miami .....	0	0	0	0
Dec. 19	Houston .....	7	192	51	0
Dec. 26	at Seattle .....	1	17	17	0
Jan. 2	Cleveland .....	2	16	10	0
TOTALS .....		38	579	51	0
1994 RECEIVING					
		NO	YDS	LG	TD
Sept. 4	Tampa Bay .....	3	58	40	0
Sept. 12	at Philadelphia .....	3	29	14	0
Sept. 18	Minnesota .....	5	51	16	0
Sept. 25	at Jets .....	2	19	10	0
Oct. 2	Buffalo .....	5	63	19	0
Oct. 9	New Orleans .....	3	61	22	1
Oct. 23	at Detroit .....	7	136	76	1
Oct. 31	Green Bay .....	4	26	13	1
Nov. 6	at Tampa Bay .....	3	31	17	0
Nov. 13	at Miami .....	3	32	15	0
Nov. 20	Detroit .....	5	53	30	1
Nov. 27	at Arizona .....	8	154	50	0
Dec. 1	at Minnesota .....	4	37	16	0
Dec. 11	at Green Bay .....	6	90	44	0
Dec. 18	Rams .....	4	66	28	0
Dec. 24	New England .....	3	38	21	0
TOTALS .....		68	944	76	4
1995 RECEIVING					
		NO	YDS	LG	TD
Sept. 3	Minnesota .....	8	107	29	0
Sept. 11	Green Bay .....	2	21	15	0
Sept. 17	at Tampa Bay .....	4	53	23	0
Sept. 24	at St. Louis .....	6	145	49	1
Oct. 8	Carolina .....	3	44	22	0
Oct. 15	at Jacksonville .....	3	52	32	0
Oct. 22	Houston .....	9	137	26	1
Oct. 30	at Minnesota .....	5	73	29	0
Nov. 5	Pittsburgh .....	5	111	46	0
Nov. 12	at Green Bay .....	7	108	36	0
Nov. 19	Detroit .....	5	109	51	0
Nov. 26	at Giants .....	6	56	20	1
Dec. 4	at Detroit .....	4	45	19	0
Dec. 10	at Cincinnati .....	3	63	47	0
Dec. 17	Tampa Bay .....	5	102	47	1
Dec. 24	Philadelphia .....	7	75	17	0
TOTALS .....		82	1301	51	4

GRAHAM (continued)

1996 RECEIVING					
		NO	YDS	LG	TD
Sept. 1	at Denver .....	2	26	15	0
Sept. 8	Indianapolis .....	2	5	4	0
Sept. 15	at Miami .....	5	136	78t	1
Sept. 22	Giants .....	5	49	11	0
Sept. 29	at Washington .....	7	95	39	0
Oct. 6	Oakland .....	4	35	14	0
Oct. 13	at Jacksonville .....	Inactive - Knee			
Oct. 20	Buffalo .....	Inactive - Knee			
Oct. 27	at Arizona .....	3	34	15	0
Nov. 10	New England .....	6	95	26	1
Nov. 17	at Indianapolis .....	9	189	52t	3
Nov. 24	at Buffalo .....	7	124	47	1
Dec. 1	Houston .....	0	0	0	0
Dec. 8	at New England .....	Inactive - Toe			
Dec. 14	Philadelphia .....	Inactive - Toe			
Dec. 22	Miami .....	Inactive - Toe			
Totals .....		50	788	78t	6

<p><b>VICTOR GREEN</b></p> <p>SS      5-11    205      12/8/69</p> <p>Akron</p> <p>Free Agent, 1993      5th Season</p>	<p><b>21</b></p> 
---	---

**PRO:** A former college FA who was the leading tackler in the NFL in 1996 with 207 stops...worked his way onto the Jets roster in 1993 as a special teams standout and then worked his way into the starting lineup early in the 1995 season and has continued to improve each season...has a knack for always being around the football and making things happen...**1996:** started all 16 games (1 of only 8 Jets to do so) at SS...finished 2nd on the team in PD with 10...had 2 INT and had double-digit tackles in 14 of the team's 16 games and led the team in tackles in 13 of the 16 contests...had a career high 21 tackles in game 8 vs. BUF when he was in on 21 tackles (18 in the 2nd half), a sack and 2 PD...had an INT off a Drew Bledsoe pass in game 10 vs. NE and returned it 9 yards...had a big day in game 11 at IND when he had 14 tackles, as a well as a FF (chased down RB Lamont Warren and stripped him of the ball, which was recovered by LB Rick Hamilton in the Jets' EZ)...also INT a Jim Kelly pass in game 12 at BUF when he grabbed a pass that had been deflected by DT Matt Brock and returned it 18 yards, also had 12 tackles and a PD...had 17 tackles at NE in game 14...finished the season with 17 tackles and 3 PD in the season finale vs. MIA...**1995:** led the team with 186 total tackles while playing in all 16 games and starting the final 12 at SS...took over the starting SS spot from Todd Scott in game 6 at BUF...also finished 3rd on the team with 10 passes defensed and 6th in sacks (2)...recorded 1 FR and his 1st career INT while finishing 8th with 7 special teams tackles in limited duty...had 11 double-digit tackle games and led the team 9 times...led the team with 16 stops in game 14 at NE...had 15 tackles in game 15 vs. STL...recorded his 1st career INT and added a team-high 12 tackles and 2 PD in game 8 win vs. MIA...the INT ended MIA's final drive of the game to seal the 17-16 win...made his 1st NFL start in special dime package in game 4 vs.



*Led NFL with 207 tackles in 1996...has led team in tackles past 2 seasons, amassing 393 stops in his 2 seasons as a starter.*

**GREEN** (continued)

ATL's run-and-shoot offense and led the team with a career-high 17 tackles in that game...was special teams co-captain...**1994**: played in all 16 games and led the team with 24 special teams tackles...had 3 3-tackle games on special teams...also received increased playing time on defense and recorded 18 tackles, 1 FR and 1 sack...had 9 tackles and a FR while playing with the 1st-team defense in games 15-16...recorded his 1st career sack on a blitz in game 10 at GB...was key figure in shutting down Pro Bowl special teamer Steve Tasker in wins over BUF in games 1 and 9...**1993**: played in 11 games and finished 2nd on team with 13 special teams tackles...had 5 multiple-tackle games on special teams...earned special teams "game ball" with a team-high 3 tackles in game 10 vs. CIN...was activated from the practice squad prior to game 4...was IA for games 4-5...signed with the Jets as a FA prior to the 1993 season.

**COLLEGE**: A 2-year starter who totaled 188 tackles and 9 INT in just 2 seasons with the Zips...was 1st team All-MAC and tied for 12th in NCAA Division I-A with 6-69 INT as a senior...had a 51-yard INT return for a TD vs. Temple...returned 3 INT for TD during his college career...transferred from Copiah-Lincoln JC (MS) where he was a 2-time All-America and recorded 152 tackles and 16 INT in 2 seasons.

**PERSONAL**: Single...graduated with degree in criminal justice...cousin, Tommy Sims, played for IND in 1986...lettered in football, baseball and track at Americus High School in his hometown and birthplace of Americus, GA.

**VICTOR GREEN'S INTERCEPTION STATISTICS**

		GP/S	NO	YDS	AVG	LG	TD
1993	Jets	11/0	0	0	0.0	0	0
1994	Jets	16/0	0	0	0.0	0	0
1995	Jets	16/12	1	2	2.0	2	0
<b>TOTALS</b>		<b>43/12</b>	<b>1</b>	<b>2</b>	<b>2.0</b>	<b>2</b>	<b>0</b>

**DEFENSIVE STATISTICS**

**TACKLES-**

		GP/S	SOLO	FF	FR	PD	INT	YDS	SACKS
1993	Jets	11/0	0-0	0	0	0	0	0	0
1994	Jets	16/0	18-13	0	1	0	0	0	1
1995	Jets	16/12	186-110	1	1	10	1	2	2
1996	Jets	16/16	207-113	2	3	10	3	27	2
<b>TOTALS</b>		<b>59/28</b>	<b>421-248</b>	<b>3</b>	<b>5</b>	<b>20</b>	<b>4</b>	<b>11</b>	<b>5</b>

**SPECIAL TEAMS STATS: Tackles (44): 1993 (13), 1994 (24), 1995 (7), 1996 (0).**



**BOBBY HAMILTON**

**92**

DE 6-5 280  
Southern Mississippi  
Free Agent, 1996

1/7/71

2nd Season

**PRO**: A young player who showed signs of becoming a solid, all-around DE...continually improved throughout the season...has good speed and practices and plays with tremendous intensity...signed with the Jets prior to training camp after playing with the Amsterdam Admirals of the World League in the spring of 1996...**1996**: started 11 games at DE and finished 2nd on the team with 4½ sacks...started the season on the team's practice squad and was signed to the active roster after DT Erik



Finished  
2nd on team  
with 4½  
sacks in  
1996.

## HAMILTON (continued)

Howard was lost for the season with a torn ACL...saw his 1st NFL action in game 2 vs. IND and had 2 tackles...replaced the injured Marvin Washington (ribs) in game 4 vs. NYG and had 1 tackle...started his first career NFL game at LDE against WAS in contest 5 and had 2 stops...started the remainder of the games at LDE and had his best game at JAX in game 7 when he tied Matt Brock for the team lead with 8 tackles, 2 sacks and a FF...in game had a FR of a Jim Kelly fumble and returned the ball 9 yards to the BUF 9 yard line, setting up a Jets TD (Reich to Keyshawn Johnson pass) on the next play...had 11 tackles in game 13 vs. HOU and 1 PD...had a sack in game 16 finale vs. MIA when he trapped Dan Marino for a 3-yard loss in the 4th quarter, also had 4 tackles in that contest...**1995:** played 11 games (9 starts) including the World Bowl with the Amsterdam Admirals of the World League...recorded 5 sacks and 30 tackles...attended training camp with SEA but was released prior to the regular season...**1994:** spent the entire season on SEA's injured reserve list after suffering a knee injury in the preseason opener...originally signed with SEA as a rookie FA.

**COLLEGE:** A 4-year letterman and 2-year starter who finished his career with 173 tackles, 18 tackles for a loss and 18 sacks...had a career-high 66 tackles and 14 tackles for a loss as a senior, with a team-high 8 sacks.

**PERSONAL:** Single...majored in sports management...lettered in football, basketball, baseball and track at East Marion High School in his hometown and birthplace of Columbia, MS.

**BRIAN**

**HANSEN**

**11**

P 6-4 215 10/26/60

Sioux Falls, Unrestricted

Free Agent, 1994 (CLE) 13th Season



**PRO:** Coming off of his finest season as a pro, he returns for his 4th season with the Jets...for his career he is 946-40083-42.3 avg.-75 long-217 in 20-35.4 net avg....holds the Jets single-season records for punts (99 in 1995) and punting yards (4090 in 1995)...his 42.5 career punting average with the Jets ranks 2nd in team annals...surpassed the 30,000-yard mark for his career in 1994 and 40,000 in 1996...his 257 punts in 3 seasons with the Jets rank 3rd in team career annals...spent 3 seasons with CLE (1991-93)...also spent 1 season (1990) with NE and 5 seasons with NO (1984-88)...signed as a UFA with the Jets on 4/19/94...**1996:** was 74-3311-44.7 avg.-13 inside the 20...his average was a personal career high, was the 2nd-highest season average in team history (Curley Johnson - 45.3 in 1965) and was 5th in the AFC...he averaged more than 45 yards per punt on 7 occasions during the season and had 4 games with at least 1 punt of 60+ yards...averaged 51.6 yards on 5 punts vs. PHI in game 15...averaged 47 yards per punt in game 11 at IND...was 4-194-48.5-55 lg-2 in 20 and a 46.8 net in game 7 at JAX...averaged 46.3 yards on 4 punts, including a long of 67 yards in game 6 vs. OAK...booted the 900th punt of his career in game 5 at WAS...had a season-long 69-yard punt in game 4 vs. GIA...averaged 48.1 yards on 7 punts, including a 62-yarder in game 2 vs. IND...opened the season with 9-407-45.2 avg-60 lg performance in game 1 at DEN...the 9 punts were a season high and the 3rd-most in a game in Jets history...**1995:** finished the season tied for 5th in the AFC in punts inside



*Holds Jets single-season records for punts (99 in 1995) and punt yards (4090 in 1995)...is a nominee for NFL Man of the Year.*

## HANSEN (continued)

the 20 (23)...broke team record when he punted a career-high 99 times for a personal and club record 4090 yards...suffered a back injury in season finale vs. NO when he was hit on a punt attempt in the 1st half and had to leave the game...tied his career high in games 14 and 15, punting 9 times in each game...also had 9 punts in game 13 vs. STL, averaging 44.9 yards...had his best day of the season with 6-49.5 avg. in game 12 at SEA...had an outstanding game vs. JAX, placing 3 punts inside the 11-yard line...**1994**: tied for 7th in the AFC in punting average (42.1) and 4th in net average (36.1)...also tied for 5th in the AFC with 25 punts inside the 20...the 36.1 net was tied for the 3rd-best mark of his career and the 25 punts inside the 20 were his 2nd-highest total behind his AFC-leading 28 in 1992 with CLE...finished the season with 5-240-48.0-3 in 20 performance at HOU...averaged 48.5 yards on 6 punts in game 13 at NE...earned special teams "game ball" in game 11 win at MIN with 3 punts inside the 10-yard line...punted 3 times in game 9 win vs. BUF, 2 inside the 20 and none were returned...had a career-high 8 punts in game 5 at CLE...averaged an outstanding 50.5 yards on 4 punts in game 3 at MIA...only 2 of those kicks were returned (for -3 yards)...also had a season-long 64-yarder in that game...earned the special teams "game ball" in his 1st game as a Jet with 4-157-39.3-2 in 20 performance in game 1 win at BUF...**1993**: was 82-3632-44.3 avg.-15 in 20...his 44.3 gross average was 4th in the AFC and 5th in the NFL, and was the highest season average by a CLE punter since 1965...had 2nd-best gross average of any outdoor punter in NFL...had a career-high 7 punts at CIN, including a season-long 72-yarder...was holder for PAT and FG...**1992**: finished 2nd in the NFL with a career-high 28 punts inside the 20...was 74-3083-41.7 avg....had a 36.1 net average...only 27 of his 74 punts were returned...earned special teams player of the week honors from *Sporting News* with 4 punts inside the 20, 2 inside the 10 vs. HOU...had a career-long punt of 73 yards vs. DEN...it was tied for the 3rd-longest in CLE history and was the longest punt in the NFL in '92...had 2 70+ punts for the season...had 4 punts inside the 20 at IND...**1991**: was 80-3397-42.5 avg.-20 in 20...finished 2nd in AFC in punts, 4th in punts in the 20 and 6th in gross average...had a 36.1 net avg...threw his 1st TD pass as a pro, an 11-yard toss to Webster Slaughter on a fake FG attempt at WAS...**1990**: led the NFL with 90 punts and 3753 yards...had 41.7 gross avg. (5th in AFC) and 18 in the 20...**1989**: was waived by NO on 9/5 and did not play the rest of the season...**1988**: finished the season 72-2913-40.5 avg.-18 in 20...had a season-long 64-yarder vs. RAI...**1987**: finished 4th in NFC with 34.3 net avg...was 52-2104-40.5 avg.-18 in 20...had a career-high 5 punts inside the 20 vs. CLE...**1986**: was 81-3456-42.7 avg.-18 in 20...it was his 3rd consecutive season of averaging at least 42 yards per punt...had 12 games with a 50+-yard punt...**1985**: finished 4th in the NFL in gross average... was 89-3763-42.3-13 in 20...had 12 games with a 50+-yard punt...**1984**: was named to the Pro Bowl as a rookie while leading the NFC with a NO record 43.8 gross avg...was 69-3020-43.8-9 in 20...was NO's 9th-round selection, 237th overall.

**COLLEGE**: Earned All-America honors as a senior and led the nation (NAIA) with 44.5 yard avg. as a junior...averaged 42.5 yards per punt for his career...had a career-long 94-yard punt as a sophomore...also played TE and SE.

**PERSONAL**: Wife Laurie...daughters Kaycie 11, Kelly 9 and son Kade 5...majored in health and physical education...one of the most active Jets when it comes to community involvement...has donated his time and efforts to many causes including United Way, Leukemia Society, Special Olympics, cerebral palsy, cystic fibrosis and March of Dimes...has held an instructional kicking camp with Matt Stover every June in Ohio...he has also been a leading participant and spokesman in the Jets Geography educational program run by the team in conjunction with the *New York Daily News*...hired a sports psychologist as a rookie with NO to help him with his mental approach to punting, which he says is "90% mental"...attended West Sioux High School in his hometown and birthplace of Hawarden, IA.

## BRIAN HANSEN'S PUNTING STATISTICS

		NO	YDS	AVG	LG	IN 20	NET AVG.
1984	New Orleans	69	3020	43.8	66	9	33.3
1985	New Orleans	89	3763	42.3	58	13	36.5
1986	New Orleans	81	3456	42.7	66	18	36.6
1987	New Orleans	52	2104	40.5	60	18	35.6
1988	New Orleans	72	2913	40.5	64	18	34.3
1989		DID NOT PLAY					
1990	New England	90 *	3753 *	41.7	69	18	33.6
1991	Cleveland	80	3397	42.5	65	20	36.1
1992	Cleveland	74	3083	41.7	73 *	28 **	36.1
1993	Cleveland	82	3632	44.3	72	15	35.6
1994	Jets	84	3534	42.1	64	25	36.1
1995	Jets	99	4090	41.3	67	23	31.9
1996	Jets	74	3311	44.7	69	12	36.8
TOTALS		946	40083	42.3	75	217	35.4

\* Led NFL

\*\* Led AFC

ADDITIONAL STATS: Rushing (8-26): 1984 (2-27), 1986 (1-0), 1987 (2-(-6)), 1988 (1-10), 1991 (2-(-3)). Passing: 1991 (1-1-11-1 TD).

## CAREER HIGHS

LONGEST PUNT-73 vs. Denver, September 27, 1992 (4-206-51.5 avg.)

MOST PUNTS-9 (3 times), most recent at Houston, December 17, 1995 (9-346-38.4-5 in 20)

MOST PUNTS INSIDE THE 20 - 5 vs. Cleveland, September 13, 1987

**CHRIS  
HAYES**

**30**


S 6-0 200

5/7/72

Washington State

Trade, 1997 (GB)

2nd Season



**PRO:** Begins his 2nd stint with the Jets...was Jets 7th-round selection in 1996 and was released in training camp...was signed to WAS practice squad on 9/11 and waived on 10/1...signed to GB practice squad 2 days later...signed to GB active roster on 12/9 and played on Super Bowl XXXI champions before being traded back to the Jets this past offseason in exchange for Carl Greenwood...**1996:** was added to GB's active roster for the final 2 regular season games, seeing action on special teams and recording 2 tackles...played in all 3 of GB's postseason games, including Super Bowl XXXI win over NE...recovered a Terry Kirby fumble on punt coverage in divisional playoff vs. SF...saw 1st NFL action in game 15 at DET and had 1 special teams tackle.

**COLLEGE:** A 2-time All-Pac 10 selection and Butkus Award finalist as an OLB for the Cougars...was among team's tackle leaders his final 2 years with 74 and 77 tackles...also recorded 12½ tackles for a loss, 1½ sacks and 1 INT in his senior campaign...also excelled on special teams.

**PERSONAL:** Single...son, Chris Jr. 2...majored in marketing...carried a 3.3 GPA at Washington State...team MVP, all-conference



Played in  
Super Bowl  
XXXI with NE  
and Super  
Bowl XXVII  
with BUF.

## HAYES (continued)

and All-Los Angeles Area football selection as a defensive back and lettered in basketball at San Geronio HS in his hometown and birthplace of San Bernardino, CA.



## JEROME HENDERSON 26

CB 5-10 200 8/8/69

Clemson (Unrestricted)

Free Agent, 1997

7th Season

**PRO:** Signed with the Jets as a UFA on March 17, 1997...brings the Jets valuable experience to the secondary and a working knowledge of Bill Parcells' and Bill Belichick's defensive system...was a member of the Patriots AFC Championship team and Super Bowl XXXI squad that opposed Green Bay...originally the Pats 2nd round draft choice in the 1991 draft...**1996:** signed with NE on 11/5 and saw his 1st action of the season vs. NYJ on 11/10 on special teams...finished the season playing in 7 games and with 6 tackles (6 solo), coming primarily as a backup CB...went to camp with PHI but was waived on 8/20...**1995:** saw action in 15 regular season contests with PHI and both playoff games after signing as a UFA prior to the '95 season...saw action in nickel and dime packages, but saw the majority of his time on special teams throughout the season...finished 3rd on the team with 9 special teams tackles...recorded the first TD of his career at CHI when he recovered a punt that bounced off CHI's Dennis Lundy into the EZ...**1994:** saw limited action in 13 of BUF's contests and had 2 tackles...saw the majority of his time on special teams...**1993:** signed with BUF on 10/15 after being released by NE 4 days earlier...played in final games for BUF and recovered a fumble by returner Vai Sikahema that led to BUF's game-winning FG at PHI...saw action on special teams in Super Bowl XXVII vs. DAL...**1992:** started 9 games for NE and shared in the club lead with 3 INT while also racking up 60 tackles...opened the season by starting the 1st 6 games at FS...started 1 game at SS at ATL before starting his final 2 contests at CB...posted a career high 10 tackles at SF...his 3 INT came off BUF's Jim Kelly, MIA's Dan Marino and IND's Jeff George...**1991:** a 2nd-round draft pick of NE (41st overall), he led the Pats in PR by going 27-201-7.4-39L for the year...played in all 16 games as a rookie...made his 1st career start at CB vs. HOU and in the process, picked off Warren Moon for his 1st career INT...finished the season with 41 tackles and 2 INT...also picked off a Jim Kelly pass.

**COLLEGE:** A 4-year letterman at Clemson...started the final 24 games of his Tiger career at LCB...anchored a defense that ranked 6th in pass defense in the nation his senior year.

**PERSONAL:** Was an honorable mention selection as a CB and HB as West Iredel H.S. in Statesville, N.C....also lettered in baseball, basketball and track...majored in secondary education...wife Traci, twins Taylor Denise and Tyler Jerome, 2.



Was 2nd  
round  
selection of  
NE in 1991

# JOHN HUDSON

# 65

C-G 6-2 270 1/29/68

Auburn, Unrestricted

Free Agent, 1996 (PHI) 7th Season



*Has not missed a game since the 1992 season*


**PRO:** A versatile lineman who also forged a career out of his outstanding long-snapping skills...signed with the Jets prior to the 1996 season after playing his 1st 5 seasons with PHI...was #11a selection of PHI in 1990 draft...**1996:** played in all 16 games as a snapper on all kicks and punts...also contributed by chipping in with 8 special teams tackles...**1995:** played in all 16 games as a snapper on both punts and kicks...also played in 2 playoff games...snapped for 7 PATs, 4 FG and 4 punts in wild card game vs. DET...snapped for kicks only in games 4-7...**1994:** played in all 16 games on special teams...snapped for punts and kicks...was used as a wedge blocker on the kickoff return unit...also recorded 7 special teams tackles...**1993:** played in all 16 games...played on all special teams units in addition to handling snapping duties...**1992:** saw action as a reserve at C and G, and handled long snapping duties in games 1-3...fractured his right hand in practice on 9/25 and was placed on IR for the remainder of the season...**1991:** played all 16 games on special teams...saw action at LG, rotating series with Dennis McKnight in games 8-14...**1990:** spent the entire season on PUP after suffering a knee laceration while running the Veterans Stadium steps in September.

**COLLEGE:** Earned honorable mention All-America honors from *The Sporting News* and was a 2nd-team All-SEC selection as a senior...was 3-year starter at C for the Tigers...also excelled as a long-snapper.

**PERSONAL:** Wife Ginny...majored in education/history...enjoys country music and hunting...was all-state selection and was district offensive player of the year in football at Henry County High School in his hometown of Paris, TN...born in Memphis, TN.

## JOHN HUDSON'S STATISTICS

		GP/S
1991	Philadelphia	16/0
1992	Philadelphia	3/0
1993	Philadelphia	16/0
1994	Philadelphia	16/0
1995	Philadelphia	16/0
1996	Jets	16/0
<b>TOTALS</b>		<b>84/0</b>
<b>POSTSEASON</b>		
		GP/S
1995	Philadelphia	2/0



# KEYSHAWN JOHNSON

# 19

WR 6-3 210  
Southern California  
Draft1, 1996

7/22/72

2nd Season

**PRO:** Highly talented young receiver who is coming off a successful rookie campaign...owns club rookie records for receiving yards (844) and TD receptions (8) and is 2nd in club rookie annals with 63 receptions, 3 behind teammate Wayne Chrebet's 1995 effort...was the 1st overall selection in the 1996 draft, the first time since 1984 (Irving Fryar - NE) that a WR was taken with the 1st overall pick...**1996:** played in 14 games (12 starts) and was 63-844-13.4-8 TD receiving...finished 2nd among all rookies in TD receptions behind Eddie Kennison (STL) who had 9...his yardage total was 3rd behind Terry Glenn (1132) and Kennison (924)...Glenn (90) and Marvin Harrison (64) were the only rookies with more receptions than Johnson...overall, he finished 14th in AFC in receptions and 16th in yards gained...he also tied for 7th in the AFC in TD receptions, and his 13.4 yards per catch were 13th...was 4-77 receiving in game 15 vs. PHI, including a 46-yard TD reception...had team-high 7 receptions for 91 yards and 1 TD in game 14 at NE...was 5-91 in game 11 at IND...turned in 7-94-1 TD performance in game 9 win at ARZ...led the team with 8-94-2 TD in game 8 vs. BUF after missing 2 games due to a knee injury (cartilage) that required arthroscopic surgery...led the team again with 8 receptions for 74 yards in game 5 at WAS...caught his 1st NFL TD pass in game 2 vs. IND on an 11-yard pass from QB Neil O'Donnell...caught a 50-yard bomb in season opener at DEN...1st player selected.



*Johnson hosts a group of inner city youths at every Jets home game as part of a program called "Key's Kids".*

**COLLEGE:** 2-time All-America selection who ranks 2nd on USC's career reception (176) and receiving yards (2940) lists despite playing only 2 seasons...his 19 career TD rank 4th on USC's all-time list...he owns the school and Pac-10 records for receptions in a season (102 in 1995) and holds the school record for 100-yard games in a season (9 in 1994)...was finalist for the Fred Biletnikoff Award, given to the nation's premier receiver, and *Football news*' National Offensive Player of the Year Award as a senior...earned JC All-America honors at West Los Angeles (CA) JC in 1993 before transferring to USC.

**PERSONAL:** Single...daughter Maia 2...earned degree in communications...established the "Key's Kids" program that enables inner city and under privileged youth to attend Jets games...has also been involved in Jets C.I.T.Y. Football program...grew up near USC and was a ball boy for the football team for 6 years...also ran chores for the sports information office...lettered in track at West LA JC, performing in the 200 meters (21.9), 400 (47.69) and the long jump (24' 6¼")...was an all-state football selection as a senior at Dorsey High School in his hometown and birthplace of Los Angeles.

### KEYSHAWN JOHNSON'S RECEIVING STATISTICS

YEAR	TEAM	GP/S	NO.	YDS	AVG.	LG	TD
1996	Jets	14/12	63	844	13.4	50	8

### CAREER HIGHS

**RECEPTIONS:** 8 (twice), most recent vs. Buffalo, October 20, 1996 (8-94-2 TD)

**RECEIVING YARDS:** 94 (twice), most recent at Arizona, October 27, 1996 (7-94-1 TD)

**LONGEST RECEPTION:** 50, at Denver, September 1, 1996 (1-50)

**TD RECEPTIONS:** 2, vs. Buffalo, October 20, 1996 (8-94-2 TD)


# PEPPER JOHNSON

LB 6-3 248 7/29/64

Ohio State

UFA, 1997

12th Season



*This is  
Johnson's  
6th season  
with Coach  
Parcells.*

**PRC:** Signed by the Jets on March 3, 1997...the 1st UFA signed by the Jets in 1997 and the 1st under Bill Parcells...an emotional and inspirational player who won 2 Super Bowl championships and been named to 2 Pro Bowls while playing under Parcells...has played with the Giants, Browns and Lions in his 11-year career...**1996:** signed with DET prior to the season and finished 2nd to S Bennie Blades in tackles (92 total-58 solo-34 assists)...started at MLB in 12 games...led the team in tackles in 7 games and recorded double digit stops 6 times...**1995:** was the defensive leader to head coach Bill Belichick's defense...lead the team in tackles with 195 (111 solo-84 assists) and also had 2 sacks, 7 PD, 2 FF and 2 INT...despite his outstanding efforts, the Browns mid-season decision to leave CLE at the conclusion of the season was too much for the Browns to overcome..**1994:** named 1st alternate on AFC Pro Bowl squad...also the co-winner of the Cleveland Touchdowns Club's defensive player of the year award (along with S Eric Turner)...topped the team with a career-high 207 total tackles, including 2.5 sacks, 5 passes defensed and a FR...recorded double digits in tackles in 13 games...had 30 during the 2 playoff games...had 14 solo tackles and 5 assists at PIT (1/7/95)... made his 100th career start in 26-7 win at PHI...earned a game ball and AFC Defensive Player of the Week honors for his big outing vs. CIN (14 tackles, 1.5 sacks)...earned game ball in win at HOU, recording 14 tackles, 2 pressures and recovered a Webster Slaughter fumble which led to the Browns' only FG and an 11-0 halftime lead..**1993:** finished season with 87 tackles from scrimmage (4th on team), including a sack, a PD and 3 special teams tackles...recorded double-digits in tackles in each of his final 3 games of the season... started at LOLB and tied with LB Mike Johnson for the team lead with 15 tackles vs. NE...joined Browns the week of the CIN opener and saw limited action on KO coverage unit...was waived by the GIA on 8/30/93 and signed with CLE on 9/2/93... **1992:** led the Giants with 115 TT (81 solo)...also had 8 PD, 2 INT, a FR, a sack and a FF...recorded 10 or more tackles in 3 games; 11 at DEN, 10 at GB and vs. WAS...also had an INT vs. GB and broke up 2 John Elway passes at DEN...other INT came vs. KC...**1991:** Led the GIA with 104 tackles...set a team record with 4.5 sacks (TB's Vinny Testaverde on 11/24/91), as well as 11 tackles and an INT...also finished the year with 5 PD and a FF...**1990:** earned Pro Bowl selection and was a unanimous All-NFL 1st team choice, as well as a selection to the All-Madden team...had a career-high 115 tackles, along with 3.5 sacks, 3 FF, a FR, 7 PD and an INT...had 14 tackles in the team's postseason run to the Super Bowl XXV title...**1989:** a lengthy training camp holdout limited Johnson to 4 starts in 14 games...finished with 61 tackles, including a sack, a FR and 7 passes defensed...recorded career-high 3 INT including a 39-yard INT return for a TD in the GIA victory vs. MIN...other INT came at PHO and at PHI...**1988:** led the team with 87 tackles...scored his 1st NFL TD vs. the Rams when he returned an INT 33 yards...also recorded 4 sacks and 2 FF, a FR and 5 PD...**1987:** moved into starting role when incumbent Gary Reasons held out during training camp...started 12 games and finished 3rd on the team with 74 tackles...also had a sack, 2 FF and a FR...first NFL start came in season opener at CHI...**1986:**

## JOHNSON, P. (continued)

appeared in all 16 regular season games as a reserve and special teams player and finished with 23 tackles, including 2 sacks...first career INT came in season-ending win vs. GB...in playoff run to Super Bowl XXI title, Johnson had 7 tackles and returned an INT 27-yards to setup a TD in playoff win vs. SF.

**COLLEGE:** A 4-year letterman and 3-year starter at Ohio State...Buckeye's co-captain and defensive MVP as a junior and a senior...2-time All-Big 10 selection and an All-American following his senior season...earned defensive player of the game honors 16 times during his Ohio State career...played in Japan Bowl... 2nd-round draft choice by the GIA in 1986.

**PERSONAL:** Nickname "Pepper" came from aunt who watched Johnson sprinkle pepper on his cereal as a 2-year old, and then proceeded to eat it and then do it again...is founder of PJ Enterprises, a non-profit, community based multi-services organization serving Detroit youth...works closely with former Bills all-pro Reggie McKenzie in community service, including a football camp for underprivileged children...has been honored for his work with Mother Hale House, Special Olympics, March of Dimes, Make-A-Wish Foundation and the Children's Leukemia Foundation...son Dionte 10...has sponsored a charity golf tournament on Long Island to benefit a home for babies born to drug-addicted mothers...full name: Thomas Johnson.

### PEPPER JOHNSON'S DEFENSIVE STATISTICS

#### TACKLES-

YEAR	TEAM	SOLO	FR	FF	INT	SACKS	PD
1986	GIA	23-15	0	0	1	2	1
1987	GIA	74-63	1	2	0	1	0
1988	GIA	87-64	1	2	1	4	5
1989	GIA	61-48	1	0	3	1	7
1990	GIA	115-80	1	3	1	3.5	7
1991	GIA	104-71	0	1	2	6.5	2
1992	GIA	115-81	1	1	2	1	2
1993	CLE	87-45	0	0	0	1	1
1994	CLE	207-97	1	0	0	2.5	5
1995	CLE	195-111	0	2	2	2	7
1996	DET	92-58	0	2	0	0	1
		1160-733	6	13	12	24.5	38



## MARVIN JONES

# 55

LB 6-2 250

6/28/72

Florida State

Draft 1, 1993

5th Season

**PRO:** Will switch from MLB to OLB (weaksie) this season to make better use of his speed and hard-hitting ability...a former team MVP (1995), Jones was the team's defensive captain in 1996...was the team's 2nd leading tackler in 1996 and has totaled 388 tackles, 1 FR, 2 FF, 8 PD and 3 sacks throughout his career...**1996:** had 12 tackles in game 1 at DEN...followed up with a 10 tackle effort in game 2 vs. IND....had 13 tackles in game 3 at MIA...had a big day in game 4 vs. GIA when he lead the team with 14 tackles and sacked Dave Brown...teamed with Victor Green on a 3rd and goal stop of Rodney Hampton on a left end



*Has been among team's top 3 tacklers in each of the last 3 seasons, recording 388 career stops.*

## JONES (continued)

sweep for a -2 yard loss...was having an outstanding night holding WAS RB Terry Allen in check in game 5 before suffering a sprained knee late in 4th quarter...recorded 10 tackles before being forced to leave the game...was IA for games 6-9 with the knee injury...returned to the starting lineup in game 10 vs. NE and had 10 tackles...had 9 tackles in game 11 at IND, as he helped contain RB Marshall Faulk to 18-46-2.6 average rushing...had 7 tackles in game 12 at BUF, and helped limit the BUF running game to 84 yards on 35 carries...had 10 tackles vs. HOU and NE...had an impressive day in the season finale vs. MIA when he racked up 15 tackles...**1995:** earned team MVP honors in a vote by his teammates despite playing just 10 games due to an early season ankle injury...after his return to the lineup in game 7 at CAR, the defense improved in every category (total defense 348.3 ypg to 265.9, rushing defense 161.2 to 104.9, passing defense 187.2 to 161.0 and points allowed 29.7 to 20.6)...finished 3rd on the team with 107 tackles, his 2nd-consecutive 100-tackle season...also had 1½ sacks and 3 passes defended...had 5 double-digit tackle games and led the team in stops 4 times despite making just 10 starts...recorded 12 tackles in game 15 at HOU...had 8 tackles and recorded the 1st solo sack of his career in game 13 vs. STL...earned a defensive game ball with 7 tackles and ½ a sack in game 12 at SEA...recorded a team-high 15 tackles in game 11 vs. BUF...led the team with a 12-tackle effort in game 10 vs. NE...recorded his 2nd double-digit tackle game in 3 weeks with 10-stop effort in game 9 at IND...had 9 tackles in game 8 win vs. MIA...returned to action in game 7 at CAR and recorded 13 tackles, including a team-high 10 solo stops...was IA for games 1-6 with sprained ankle suffered in training camp...**1994:** started 11 games at MLB and finished 2nd on the team with a career-high 125 tackles...it was the 1st time he surpassed the 100-tackle mark in a season...also tied for 2nd on the team with 2 FF...recorded a team-high 14 tackles in game 10 at GB and had 1 pass defended...led the team with 12 tackles, 1 for a loss and forced 2 fumbles in game 8 at IND...did not start games 5-7 due to ankle sprain, but still played as a backup at MLB and on special teams...started the 2nd game of his career in game 4 vs. CHI and led the team with a season-high 19 tackles, 2 for a loss and recorded ½ a sack...was IA for game 3 at MIA with high ankle sprain suffered in game 2 vs. DEN...had 9 tackles in his 1st NFL start vs. DEN...played but did not start in season opener at BUF due to hip problem he suffered during preseason...**1993:** played in the 1st 9 games of the season and finished 14th on the team with 30 tackles...also had 1 FR, 4 passes defended and 3 QB pressures...was tied for the team lead with 7 special teams tackles when a fractured hip socket suffered in game 9 at IND sidelined him for the season...finished the season 4th on the team in special teams tackles...was placed on IR on 11/16...made 2 big plays in game 7 win at GIA when he made a key stop on FB Jarrod Bunch at the Jets 1-yard line and then recovered a Lewis Tillman fumble at the 1 to kill a GIA scoring threat...tied a season-high with 6 tackles in game 6 vs. BUF...had a tipped pass in game 5 at RAI that Brian Washington intercepted and returned for a TD...saw his 1st substantial action at LB in game 3 vs. NE and had a team-high 6 tackles...also had 2 stops on special teams...4th player picked in the 1993 draft, 1st LB...Jets gave up 3rd pick in 1st round to PHO and acquired RB Johnny Johnson and then selected Jones, their original choice, with the 4th pick.

**COLLEGE:** Was a 3-time All-America selection as a Seminole, earning unanimous 1st team honors as a junior in 1992...was the recipient of the Rotary-Lombardi Award as college football's top defensive player and the Dick Butkus Award, given to the nation's premier LB...was also a Heisman Trophy finalist in his final season, receiving 81 1st place votes and finishing 4th in the balloting...named "Player of the Year" by the *Sporting News*...ranks 7th on the school's all-time list with 369 tackles in just 3 seasons...his 28 career tackles for a loss ranks 3rd on FSU's all-time list.

**PERSONAL:** Single...daughter Jada 5...majored in business...works with the American Heart Association and was a spokesman for the

**JONES, M.** (continued)

AMA's "Heartride" bicycle tour...enjoys playing golf...was a *USA Today* and *Parade* All-America at Northwest High school in his hometown and birthplace of Miami, FL.

MARVIN JONES' DEFENSIVE STATISTICS							
		GP/S	TACKLES-			INT	SACKS
			SOLO	FR	FF		
1993	Jets	9/0	30-22	1	0	0-0	0
1994	Jets	15/11	125-78	0	2	0-0	½
1995	Jets	10/10	107-80	0	0	0-0	1½
1996	Jets	12/12	126-85	0	0	0-0	1
<b>TOTALS</b>		<b>46/33</b>	<b>388-265</b>	<b>1</b>	<b>2</b>	<b>0-0</b>	<b>2</b>

**SPECIAL TEAMS STATS:** Tackles: 1993 (7), 1994 (1).  
**ADDITIONAL STATS:** Passes Defensed: 1993 (4), 1994 (4).



**MO**  
**LEWIS**  
**57**  
 LB 6-3 258 10/21/69  
 Georgia  
 Draft 3, 1991 7th Season

**PRO:** A past team MVP, he has developed into one of the NFL's finest all-around LB...will return to strong-side LB this season after-season of the weak-side...saw his 1996 season cut short when he suffered a torn pectoral muscle in game 9 win at ARZ...has recorded 721 tackles in his 6-year career, one of the highest totals ever by a Jet in his 1st 6 years (Lance Mehl 822, Kyle Clifton 822, Greg Buttle 781)...he has led the team in tackles in 3 of the last 5 seasons...has had a hand in 30 turnovers in his career (15 FF, 6 FR and 9 INT)...has collected 18½ career sacks...has started all 89 games of his career plus 1 playoff game...**1996:** had 3 solo tackles in season opener at DEN...had 6 solo tackles in game 2 vs. IND...made great play on 3rd and 1 in 3rd quarter when he stuffed RB Lamont Warren for a -5 yard loss...eclipsed the 700-tackle mark for his career when he had 8 tackles (6 solo-2 assists) in game 6 vs. OAK...had 5 tackles (3 solo-2 assists) in game 7 at JAX as the defense allowed Natrone Means and James Stewart a mere 23-73 rushing...had 5 tackles (4 solo and 1 assists), along with ½ a sack in game 9 win at ARZ, but his season came to an end when he tore the pectoral muscle in his left shoulder as he pulled down Kent Graham on the sack...had surgery to repair the muscle 11/1 Lenox Hill Hospital and was placed on IR on 11/5...**1995:** finished 2nd on the team with 135 tackles...also tied for 2nd in FF (2), tied for 3rd in sacks (5) and was 4th in passes defensed (9)...had 8 double-digit tackle days and paced the defense in stops 4 times...had 2 sacks in game 9 at IND...it was his 1st multiple-sack game since the season finale at HOU in 1994...made a team-high 12 tackles and intercepted his 2nd pass in as many games in game 8 win vs. MIA...made 11 stops, 1 pass defensed and returned an INT for a TD in game 7 at CAR...had a season-high 15 tackles in game 6 at BUF...started at MLB for injured Marvin Jones in games 1-3 and game 5...moved to LDE for game 4 at ATL and recorded 4 tackles and 2 passes defensed...led the team in tackles in games 1-3, recording 10

*Had started 89 consecutive games before suffering torn pectoral muscle in game 9 of 1996 season.*

## LEWIS (continued)

vs. JAX, 12 vs. IND and 11 at MIA...**1994:** was the most dominating player on the Jets roster and was named Miller Lite Player of the Year...led the team in tackles (155—30 more than the next leading tackler) for the 3rd consecutive season and tied for the team lead in tackles for a loss (11) and FF (3)...was also 2nd in sacks (6) and tied for 2nd on the team with 4 INT, 2 of which he returned for TD...the 6 sacks were a career high...the 4 INT were also a career high and led all NFL LB...is only the 3rd player in Jets history, and the 1st LB to return 2 INT for TD in a season (S Darrol Ray in 1981 and S Erik McMillan in 1988)...led the team in tackles in 7 games and recorded double-digit tackle totals 11 times during the year...had a stellar game in season finale at HOU with 10 tackles, 1 FF, 3 passes defended and 3 sacks...reached the 500-tackle plateau for his career when he led the team with a season-high 17 tackles in game 13 at NE...led the team with 10 tackles, 2 for a loss and also had 1 sack, forcing a Warren Moon fumble in game 11 at MIN...was outstanding in game 9 win vs. BUF earning AFC Defensive Player of the Week honors with 6 tackles, 2 for a loss, 1 sack, 1 FF and an INT of a Jim Kelly pass deep in Jet territory that ended a BUF scoring threat...had his 2nd INT return for a TD in game 8 at IND...also had 10 tackles in that game...tied for the team lead with 12 tackles and intercepted a Dan Marino pass in the end zone that ended a 15-play MIA drive in game 3...intercepted a John Elway pass and returned it 67 yards for a TD in Jets game 2 win vs. DEN...also had 10 tackles in that game, 2 for a loss and 1 QB pressure, earning defensive "game ball"...**1993:** had a stellar season, earning a spot on Dr. Z's All-Pro team in *Sports Illustrated* and on the *USA Today* All-Joe team...started all 16 games and led the team with career-highs in tackles (158) and FF (4)...finished 3rd on team with career-high 4 sacks and tied for 3rd in QB pressures (13)...also recorded 2 INT...had 8 games of at least 10 tackles...earned AFC Defensive Player of the Month for November with 44 tackles, 5 QB pressures, 1 sack and 1 pass defended in 4 games...defense allowed only 4 TD during those 4 games...highlight of the season came in game 11 at NE when he recorded a career-high 19 tackles (11 solo), earning the defensive "game ball"...also earned "game balls" in game 8 vs. MIA (11 tackles) and game 7 at GIA (10 tackles)...led the defense with 16 tackles and 3 QB pressures in game 6 vs. BUF...**1992:** came on strong in last part of season after adapting to his new role on the weak side where he had more responsibilities...was 1 of only 9 players to start all 16 games...led the team in tackles (145) and tied for the lead in FF (3) and FR (4)...also tied for 5th in sacks (2), 6th in passes defended (5) and 7th in special teams tackles (5)...had team-high 14 tackles in game 16 vs. NO in addition to 1 FR and 1 INT...led the team with 13 tackles, 1 QB pressure and 1 pass defended in game 13 win at BUF...had a team-high 16 tackles in game 11 at NE...earned defensive "game ball" when he led the team with 8 tackles, 1 sack, 1 QB pressure and 1 pass defended in game 10 vs. CIN...**1991:** named to *College and Pro Football Weekly* All-Rookie Squad...finished 4th on team with 76 tackles...also had a team-high 3 FF, 8 passes defended, 1 FR, 1 sack and 2 special teams tackles...had 2 sacks in playoff game vs. HOU...was drafted with pick obtained from GB (#62) for Jets' #3 pick (#67) and #5 choice...was 9th LB picked.

**COLLEGE:** Named All-SEC as a senior when he recorded a team-high 119 tackles in addition to 3 QB sacks, 2 FF, 9 passes defended and 1 INT...had 10 or more tackles in 7 of 10 games...had outstanding junior year and was All-SEC 2nd team with 116 tackles (2nd on team) while leading the team with 10 sacks (5th best in Bulldogs' history).

**PERSONAL:** Wife Christy...son Mo 1...majored in industrial arts...was 1 of 50 NFL players in 1995 to donate \$10,000 to the United Negro College Fund...also participated in NFL Clinic for Kids at Super Bowl XXX...given name is Morris...is a 1st-degree black belt in karate...enjoys fishing and drawing...good friend of GIA 1990 #1 pick Rodney Hampton and DE Richard Dent (who attended Lewis' high school)...was all-state at J.C. Murphy HS in his hometown and birthplace of Atlanta, GA.

## MO LEWIS' DEFENSIVE STATISTICS

	GP/S	TACKLES-			INT	SACKS
		SOLO	FF	FR		
1991 Jets	16/16	76-48	3#	1	0-0	1
1992 Jets	16/16	145-105#	3#	4#	1-1	2
1993 Jets	16/16	158-95#	4	0	2-4	4
1994 Jets	16/16	155-114	3	1	4-106	6
1995 Jets	16/16	135-97	2	0	2-22	5
1996 Jets	9/9	52-38	0	0	0-0	1/2
<b>TOTALS</b>	<b>80/80</b>	<b>669-459</b>	<b>15</b>	<b>6</b>	<b>9-133</b>	<b>18 1/5</b>


#-led team

**ADDITIONAL STATS:** Passes Defensed (31): 1991 (8), 1992 (5), 1993 (3), 1994 (6), 1995 (9).

**SPECIAL TEAMS STATS:** Tackles (11): 1991 (2), 1992 (5), 1993 (3), 1994 (1).

## POSTSEASON STATISTICS

	GP/S	TACKLES-			INT	SACKS
		SOLO	FF	FR		
1991 JETS	1/1	5-3	0	0	0-0	2



**ERNIE  
LOGAN**

**93**

DT-DE 6-3 290

5/18/68

East Carolina

UFA, 1997

6th Season

**PRO:** Signed with the Jets as a UFA on March 20, 1997...the 3rd UFA to sign with the Jets (LB Pepper Johnson was the 1st and CB Jerome Henderson was the 2nd)...will be reunited with assistant head coach Bill Belichick with the Jets...has played for CLE (1991-92), ATL (1993) and JAX (1995-96) and registering 56 tackles, 5.5 sacks...has played in 58 games...**1996:** a reserve defensive lineman for JAX, backing up former Jets DE Jeff Lageman and rookie DE Tony Brackens (JAX's 2nd-round pick in 1996)...played in 4 games and had 4 tackles, all solo...was also credited with 4 QB pressures by the JAX defensive coaches...saw his most extensive playing time of the year in JAX's win over the NYJ as he played in the defensive line rotation and had 2 stops...was IA for 11 games and dressed but did not play in 1 game...was IA for JAX's playoff run at BUF, at DEN and at NE in the AFC Championship game...**1995:** Signed with JAX on December 15, 1994 (is considered 1 of the "original" 10 Jaguars)...played in 15 games as a DE (1 start) and registered 16 tackles (10 solo and 6 assists)...also tied for 2nd on the team with 3 sacks...was IA for the 1st game of the season after undergoing wrist surgery on 8/18...made his 1st start as a Jaguar at LDE in place of the injured Joel Smeenge at HOU (10/1) when team won its 1st game ever...recorded his 1st sack in a JAX uniform in that game as well...recorded another sack vs. IND, as well as 1 vs. CLE...**1994:** spent the preseason with ATL but was waived and sat out the season...**1993:** waived by CLE on 9/7/94 and signed as a FA with ATL on 10/6...played in 7 games, starting the season finale vs. PHX...finished the season with 8 tackles (3 solo-5 assists) and 1 sack...**1992:** played in 16 games for CLE, primarily on special teams, finishing with 7 tackles and 1 sack...blocked a FG attempt by SD

Was the 3rd  
UFA to sign  
with the  
Jets this  
offseason

**LOGAN** (continued)

(11/15)...had 7 tackles (5 solo-2 assist) and 1 sack...**1991:** spent the preseason with ATL before being waived 9/19...claimed on waivers by CLE on 9/20 and played in 15 games, making 5 starts...finished with 21 tackles, ½ sack and 1 FR.

**COLLEGE:** Completed his East Carolina career with 100 tackles, 16 tackles for losses, 5 sacks, 2 FF and 1 FR...played in just 4 games his last 2 seasons after suffering a torn biceps that required surgery...saw action as a DE, DT and LB.


**PERSONAL:** Wife Diana and son Ernest III, 10...grew up in Fayetteville, N.C. and attended Pine Forest H.S., where he played G and LB...was named all-conference as a junior and all-city, county and state as a senior...also lettered in track, where he threw the discus and competed in the shot put...born 5/18/68 in Fort Bragg, N.C.

ERNIE LOGAN'S DEFENSIVE STATISTICS							
YEAR	TEAM	GP/S	TACKLES-		FF	FR	SACKS
			SOLO	FF			
1991	CLE	15/5	21-9	0	1	0.5	
1992	CLE	16/0	7-5	0	0	1	
1993	ATL	8/1	8-3	0	0	1	
1995	JAX	15/1	16-10	0	0	3	
1996	JAX	4/0	4-4	0	0	0	
		58/7	56-31	0	1	5.5	

Additional Statistics: 1 blocked field goal 11/15/92 vs. SD

<p><b>RICK</b> <b>LYLE</b></p> <p>DE-DT 6-5      280</p> <p>Missouri</p> <p>UFA</p>	<p><b>95</b></p> <p>2/26/71</p> <p>4th Season</p>	
---	---	---

**PRO:** Signed by the Jets as an UFA on March 24, 1997...a young DL who has the ability to play both DT and DE...spent the 1996 season with BAL and 1994 and 1995 with CLE, where he played under Jets' assistant head coach Bill Belichick...originally signed as a FA out of Missouri...**1996:** recorded 12 tackles and 1 sack in an injury-shortened season...had 3 tackles in season opener vs. OAK, his 1st action since the 1994 season...made his first NFL start in game 2 vs. PIT and had 2 tackles...started for the injured Anthony Pleasant in game 3 at HOU and fractured his fibula, causing him to miss the next 4 games...returned to action vs. STL...had 2 tackles in 9 plays vs. CIN...recorded 3 tackles and a sack at SF...started at LDE at JAX and had a tackle...**1995:** injured his back in a scrimmage vs. CHI in preseason and was placed on IR for the remainder of the season following back surgery...**1994:** played in 3 games and had 4 tackles...was IA for 10 games and DNP in the other 3...had 3 tackles vs. PIT in playoff loss...had 2 QB pressures in playoff win over NE...saw his first NFL action at DEN and had 2 tackles for losses in his only 2 plays.



Set University of Missouri record in the shot put (61'6") and placed 10th in the NCAA Championships

**COLLEGE:** Played in 39 games as a Tiger, totaling 183 tackles (115 solo), 18 sacks, 6 PD, 2 FR, and 1 FF...led the team in sacks as a senior with 8 and as a junior with 5...suffered an injury-plagued sophomore campaign after a freshman year in which he earned Freshman All-America honors from *Football News*...red-shirted in

**LYLE** (continued)

1989...set Mizzou shot put record in spring of 1993 with a throw of 61-6...placed 2nd in Big Eight Championships, then earned All-America honors by placing 10th outdoors at the NCAA meet.

**PERSONAL:** Honorable mention *USA Today* All-America DE as a senior at Hickman Hills (MO)...had 78 tackles, 7 sacks and 3 blocked punts his senior season...earned all-metro, all-district and all-conference honors...also lettered in wrestling and track...graduated with a degree in parks, recreation and tourism and fulfilled an internship at Cleveland State University Convocation Center...wife Laura, daughter Haley, 1.



**SIUPELI  
MALAMALA 75**

T-G 6-5 305 1/15/69  
Washington  
Draft 3, 1992 6th Season

**Pronounced:** SEE-a-pelli ma-la-ma-la

**PRO:** A regular in the starting lineup from 1992-1995, Malamala's career was slowed by a serious knee injury which he has successfully overcome...has played in 44 career games, making 34 starts at both T positions...received the Ed Block Courage Award for his determination in overcoming the knee injury... **1996:** placed on the PUP list on 8/20...continued to rehabilitate his knee after undergoing knee surgery in December of 1995....removed from the PUP list on 10-18-96...dressed but did not play in game 8 vs. BUF....came in to relieve G Matt O'Dwyer in game 9 win at ARZ when O'Dwyer was suffering from stomach cramps and was a key man in opening holes for RB Adrian Murrell's team record 31-199-1 TD rushing effort, as well as opening holes for Reggie Cobb and Richie Anderson to also score their first rushing TDs of the year...dressed but did not see any action in game 10 vs. NE...saw his most extensive action of the year in game 11 at IND when RT David Williams left because of back spasms and LT Jumbo Elliott left because of a pulled calf muscle...did not see any action in game 12 at BUF or game 13 vs. HOU...saw limited action in game 14 at NE...did not play in game 15 vs. PHI...started at RT, replacing an injured David Williams (back) in game 16 finale vs. MIA and did a nice job of slowing the Dolphins pass rushers...**1995:** played in just 6 games (4 starts) due to shoulder and knee injuries...was placed on IR on 10/31 due to ligament damage in his left knee that kept him out of games 8-9 and required reconstructive surgery...played on special teams in game 7 at CAR...started at RT in game 5 vs. OAK...played on special teams but did not start at RT in game 3 vs. JAX due to knee injury that kept him out of game 4 at ATL as well...started at RT in games 1-2...**1994:** played in 12 games and started 9...returned to his starting RT position for final 2 games of season after 3 games of backing up James Brown while returning from injury...missed games 8-11 due to a sprained knee that he suffered earlier in the season, and then tried to continue playing on...was starting RT for games 1-7 when Jets offense averaged 315.0 yards per game and allowed 1 sack or less 4 times...**1993:** started 15 games, missing game 11 at NE with a pinched nerve in his neck...had a strong season as the O-line gave up just 21 sacks, best in the NFL..."roadgraders" also led the NFL with 8 sackless games, breaking a club record set in 1966...O-line was a key in the Jets' AFC-leading (2nd in NFL) 32:16 TOP...helped pave the way to 210 rushing yards and 41:00 TOP in game 13 win at WAS...O-line earned offensive "game ball" in game 9 at IND, allowing 0



*1996 winner  
of the  
Ed Block  
Courage  
Award*

**MALAMALA** (continued)

sacks and leading the surge for 202 rushing yards in the 31-17 win...**1992:** played in 9 games, starting the last 5 (3 at LT, 2 at RT)...started at LT opposite NO LB Pat Swilling in game 16 and didn't allow a sack...got his 1st NFL start (LT) in game 12 vs. KC and played brilliantly, shutting out AFC sack leader Derrick Thomas who did not have a tackle or a sack...moved to RT later in that game to replace the injured Irv Eatman (ankle) and shut down DE Neil Smith...saw his 1st action of the season in game 8 vs. MIA as a TE in goal line situations and on special teams...was a DNP in games 6,7 and 9...was activated from the practice squad on 10/9 after spending the 1st 4 games of the season on IR (shoulder)...was the Jets #3 selection (55th overall, 4th tackle).

**COLLEGE:** Was a member of the Huskies co-national champion team in 1991...the Huskies won a bowl game every year he played...earned All-Pac 10 honors as a junior and senior...played in the Hula Bowl.

**PERSONAL:** Wife Suzanne...was married this past offseason...pre-arts and science major...is very active in community activities in the LI area...consensus All-America selection at Kalaheo High School in Kalaheo, HI...2nd team All-America Strength squad pick by *Bigger, Faster and Stronger* magazine...born in Tofoa, Tonga.

**SIUPELI MALAMALA'S STATISTICS**

		GP/S
1992	Jets	8/5
1993	Jets	15/15
1994	Jets	12/9
1995	Jets	6/4
1996	Jets	3/1
<b>TOTALS</b>		<b>44/34</b>

**RAY  
MICKENS**

CB 5-8 180

Texas A & M

Draft 3, 1996

**24**

1/4/73

2nd Season



**PRO:** A tough cover corner who is not afraid to stick his nose in running plays...suffered a pulled quad muscle in the 2nd half of the season which slowed his development...will compete for playing time in the secondary...**1996:** played in 14 games, making 10 starts...recorded 52 tackles (37 solo) and 7 passes defensed, good for 5th on the team...saw action as nickel back in games 15-16...entered game 14 @ NE for the injured Aaron Glenn (ribs)...returned to action in nickel and dime packages in games 12-13 after being 1A in game 11 with a strained quad muscle...originally injured quad in 1st half of game 10...had best game of the season vs. BUF in game 8 with 7 solo tackles and a team-high 3 PD...was Jets 3rd round selection (62nd overall, 8th CB).

**COLLEGE:** A highly-touted cover-corner who ranks 4th on the Aggies career passes defensed list behind Derrick Frazier, Jet teammate Aaron Glenn and Cowboys all-pro Kevin Smith...durable player who started the final 34 games of his college career...also a valuable return man who was among the top punt returners in the nation last year...an outstanding athlete who was timed at 4.4 in the 40, bench



*Was college  
teammate of  
Jets CB  
Aaron Glenn.*

**MICKENS** (continued)

presses 320 pounds, boasts a vertical leap of 38.5" and holds the Aggie record in the 20-yard shuttle (3.71)... 62nd selection overall, 8th CB.

**PERSONAL:** Single...son Kamray 2...accounting major...ran track for the Aggies as a junior, competing in the 55-meters...half-brother Fred Williams played with HOU in 1983...college teammate of Aaron Glenn...was named El Paso Defensive Player of the Year as a junior and Offensive Player of the Year as a senior at Andress High School in his hometown of El Paso, TX...born in Frankfurt, Germany.



**ADRIAN  
MURRELL**

**29**

RB 5-11 214

10/16/70

West Virginia

Draft 5b, 1993

5th Season

**PRO:** Has established himself as the team's workhorse RB the past 2 seasons...became only 3rd RB in NFL history to rush for over 1,000 yards on a team winning only 1 game in 1996...produced the 2nd most rushing yards in franchise history with over 1249 yards (Freeman McNeil 1331 yds. in 1985)...the Jets' United Way spokesman in 1997, Murrell is working with sickle cell anemia (a trait both his wife and son carry)...became the 4th player in team history to lead the team in rushing and receiving in 1995...has averaged over 4.0 a carry in each of his 1st 4 seasons...

**1996:** Had a breakout season with 301-1249-4.1-6 TD rushing...set club recrod for carries (301)...was also 17-81-1TD receiving...had 5 100-yd rushing games...became 1st Jet to surpass 1,000-yard rushing mark since Freeman McNeil in 1985 with 19-103-5.4 avg performance in game 12 at BUF, his 5th 100-yd game of the season...carried the Jets offensively in games 9(31-199-6.4-78L-1TD at ARZ) and 10(31-128-4.1-2TD vs. NE)...199 yds at ARZ set a club single-game record, and his long run of 78 yards was the longest in the NFL in '96...his 2 TD vs. NE gave his 1st multiple TD game of his career...scored his only receiving TD of the season in game 7 at JAX...had back-to-back 100-yard rushing days in games 5(31-134-4.3-1TD at WAS) and 6(20-102-5.1 avg) vs. OAK...it was the 1st back-to-back performance since Freeman McNeil did it in 1987...opened the season with a strong 17-94-5.5 rushing performance at DEN...started all 16 games for the 1st time in his career...**1995:** was 11th in the AFC in rushing with 192-795-4.1-1 TD and was 7th in receptions with 71-465-2 TD receiving...the 71 catches were the most ever by a Jets RB, surpassing Johnny Johnson's record (67) set in 1993...it also ties him for 8th on the Jets single-season reception list...his 1260 total yards from scrimmage were 8th in the AFC and 9th-most in Jets annals...returned to the starting lineup in game 16 after missing game 15 with a shoulder injury and had a career-high 9 receptions...had his 1st career 100-yard rushing day with 24-116-1 TD in game 12 win at SEA...was also 7-37 receiving in that game, earning the offensive game ball...led the team with 9-36 rushing and 4-52 receiving, including a 41-yard TD reception on a Hail Mary pass at the end of game 11 vs. BUF...led the team with 12-70-5.8 avg rushing and added 3-21 receiving in game 10 vs. NE...was leading ground-gainer in game 9 at IND with 19-68 rushing and 5-22 receiving...accounted for 33 yards of 61-yard game-winning TD drive at end of game 8 vs. MIA...led team with 7 receptions at CAR in game



*Has averaged  
at least 4  
yards per  
carry all 4  
years of his  
career*

**MURRELL** (continued)

7...was 16-95 rushing and added 3-9 receiving in his 1st NFL start in game 5 vs. OAK...led the team in rushing (11-52) and receiving yards (68) in game 2 vs. IND...had a career-long 43-yard reception and a season-long 30-yard run in that game...**1994**: played in just 10 games (missed 6 games due to knee injury suffered in game 7 vs. NE) and finished 4th on the team in rushing with 33-160-4.8 avg.-0 TD...averaged 6.6 yards per carry over 2-game span (game 5 at CLE and game 6 vs. IND) and was 2-8 rushing in game 7 before suffering knee injury that caused him to miss games 8-13...returned to action in game 14 vs. DET and finished out the season...sparked the offense in game 6 win with 10-65 rushing and 1-12 receiving on key 3rd and 10 play that led to Jets go-ahead score...averaged 7 yards per carry at CLE in game 5...had a career-long 37-yard KOR in game 3 at MIA...**1993**: played in all 16 games and finished 4th on the team in rushing with 34-157-4.6-37-1 TD...also had 5-12-2.4-8-0 TD receiving and 23-342-14.9-23-0 TD on KOR...led team with 9-52 rushing in game 10 vs. CIN, averaging 5.8 yards per carry...saw his 1st substantial action with the offense in game 3 vs. NE and led the team with 8-52 rushing, including a 37-yard TD run, the 1st of his career...led the team in rushing in the preseason with 24-139-5.7-0 TD...120th player selected, 15th RB.

**COLLEGE**: Was a 2-year starter and finished his career ranked 7th on the Mountaineers all-time rushing list with 430-2097-4.9-13 TD...was team MVP in his senior season and earned honorable mention All-America honors from UPI and All-Big East, All-ECAC and 1st team All-East by AP...recorded the 2nd-best season rushing total in WVU history as a senior with 222-1145-5.2-6 TD which ranked 14th in the nation.

**PERSONAL**: Wife, Tanya...son Tylan 2...majored in physical education...was the 1995 winner of the Marty Lyons Award for community service...has been a participant in the Jets Geography educational program run by the team in conjunction with the *New York Daily News*...was also a member of the Jets' "Backfield in Motion", visiting local senior and junior high schools with teammate Brad Baxter...father was an army sergeant...grew up in Hawaii and also lived in Europe for 5 years...earned all-state honors 3 times and was the 2-time Gatorade Hawaii Player of the Year at Leilehua (HI) High School...holds the state record with 332 yards rushing in 1 game and rushed for over 1000 yards after just 4 games during his senior year...also ran track and played basketball...hometown is Wahiawa, HI.

ADRIAN MURRELL'S RUSHING STATISTICS							
		GP/S	ATT	YDS	AVG	LG	TD
1993	Jets	16/0	34	157	4.6	37t	1
1994	Jets	10/0	33	160	4.8	19	0
1995	Jets	15/9	192	795	4.1	30	1
1996	Jets	16/16	301	1249	4.1	78	6
TOTALS		57/25	539	2361	4.4	78	8
RECEIVING STATISTICS							
			NO	YDS	AVG.	LG	TD
1993	Jets		5	12	2.4	8	0
1994	Jets		7	76	10.9	20	0
1995	Jets		71	465	6.6	43	2
1996	Jets		17	81	4.8	30	1
TOTALS			93	559	6.0	43	3
KICKOFF RETURNS							
			NO	YDS	AVG.	LG	TD
1993	Jets		23	342	14.9	23	0
1994	Jets		14	268	19.1	37	0
1995	Jets		1	5	5.0	5	0
TOTALS			38	615	16.2	37	0
SPECIAL TEAMS STATS: Tackles: 1993 (4), 1994 (1).							

## CAREER HIGHS

Rushing Attempts - 24 at Seattle, November 26, 1995 (24-116-1 TD)

Yards Rushing - 116 at Seattle, November 26, 1995 (24-116-1 TD)

Longest Run - 37t vs. New England, September 26, 1993 (8-52-1 TD)

Receiving Yards - 68 vs. Indianapolis, September 10, 1995 (4-68-0 TD)

Receptions - 9 vs. New Orleans, December 24, 1995 (9-12-0 TD)

Longest Reception - 43 vs. Indianapolis, September 10, 1995 (4-68-0 TD)

			1993 RUSHING				1993 RECEIVING			
			ATT	YDS	LG	TD	NO	YDS	LG	TD
Sept. 5	Denver	.....	0	0	0	0	0	0	0	0
Sept. 12	at Miami	.....	0	0	0	0	0	0	0	0
Sept. 26	New England	.....	8	52	37t	1	3	12	6	0
Oct. 3	Philadelphia	.....	0	0	0	0	0	0	0	0
Oct. 10	at Raiders	.....	2	10	11	0	0	0	0	0
Oct. 24	Buffalo	.....	2	7	4	0	0	0	0	0
Oct. 31	Giants	.....	3	10	5	0	0	0	0	0
Nov. 7	Miami	.....	0	0	0	0	0	0	0	0
Nov. 14	at Indianapolis	...	0	0	0	0	0	0	0	0
Nov. 21	Cincinnati	.....	9	52	21	0	0	0	0	0
Nov. 28	at New England	..	0	0	0	0	0	0	0	0
Dec. 5	Indianapolis	.....	6	26	12	0	2	0	8	0
Dec. 11	at Washington	....	0	0	0	0	0	0	0	0
Dec. 18	Dallas	.....	2	0	1	0	0	0	0	0
Dec. 26	at Buffalo	.....	2	0	2	0	0	0	0	0
Jan. 2	at Houston	.....	0	0	0	0	0	0	0	0
TOTALS .....			34	157	37t	1	5	12	8	0

			1994 RUSHING				1994 RECEIVING			
			ATT	YDS	LG	TD	NO	YDS	LG	TD
Sept. 4	at Buffalo	.....	10	28	9	0	0	0	0	0
Sept. 11	Denver	.....	0	0	0	0	0	0	0	0
Sept. 18	at Miami	.....	3	9	3	0	2	25	20	0
Sept. 25	Chicago	.....	0	0	0	0	1	7	7	0
Oct. 2	at Cleveland	.....	4	28	15	0	1	11	11	0
Oct. 9	Indianapolis	.....	10	65	19	0	1	12	12	0
Oct. 16	New England	.....	2	8	6	0	0	0	0	0
Oct. 30	at Indianapolis	...								
Nov. 6	Buffalo	.....								
Nov. 13	at Green Bay	.....								
Nov. 20	at Minnesota	.....								
Nov. 27	Miami	.....								
Dec. 4	at New England	..								
Dec. 10	Detroit	.....	1	4	4	0	0	0	0	0
Dec. 18	San Diego	.....	3	18	12	0	2	21	13	0
Dec. 24	at Houston	.....	0	0	0	0	0	0	0	0
TOTALS .....			33	160	19	0	7	76	20	0

			1995 RUSHING				1995 RECEIVING			
			ATT	YDS	LG	TD	NO	YDS	LG	TD
Sept. 3	at Miami	.....	10	47	17	0	7	52	12	0
Sept. 10	Indianapolis	.....	11	52	30	0	4	68	43	0
Sept. 17	Jacksonville	.....	0	0	0	0	1	0	0	0
Sept. 24	at Atlanta	.....	10	51	20	0	4	32	20	0
Oct. 1	Raiders	.....	16	95	24	0	3	9	9	0
Oct. 8	at Buffalo	.....	14	33	12	0	3	40	30	0
Oct. 15	at Carolina	.....	9	26	16	0	7	45	13	0
Oct. 22	Miami	.....	12	46	9	0	4	33	15	0
Oct. 29	at Indianapolis	....	19	68	11	0	5	22	11	0
Nov. 5	New England	.....	12	70	11	0	3	21	11	0
Nov. 19	Buffalo	.....	9	36	13	0	4	52	41t	1
Nov. 26	at Seattle	.....	24	116	21	1	7	37	20	0
Dec. 3	St. Louis	.....	19	57	13	0	5	20	6	0
Dec. 10	at New England	..	17	55	22	0	5	22	7	1
Dec. 17	at Houston	.....								
Dec. 24	New Orleans	.....	10	43	13	0	9	12	10	0
TOTALS .....			192	795	30	1	71	465	43	2

MURRELL (continued)

			1996 RUSHING				1996 RECEIVING			
			ATT	YDS	LG	TD	NO	YDS	LG	TD
Sept.	1	at Denver .....	17	94	18	0	0	0	0	0
Sept.	8	Indianapolis .....	13	41	8	0	1	13	13	0
Sept.	15	at Miami .....	11	35	7	0	1	2	2	0
Sept.	22	Giants .....	11	14	13	0	4	9	7	0
Sept.	29	at Washington ....	31	134	25	1	1	-3	-3	0
Oct.	6	Oakland .....	20	102	42	0	3	30	30	0
Oct.	13	at Jacksonville ...	21	49	17	0	1	14	14	1
Oct.	20	Buffalo .....	13	49	12	0	1	1	1	0
Oct.	27	at Arizona .....	31	199	78	1	1	4	4	0
Nov.	10	New England .....	31	128	26	2	1	7	7	0
Nov.	17	at Indianapolis ....	20	66	13	1	0	0	0	0
Nov.	24	at Buffalo .....	19	103	14	0	0	0	0	0
Dec.	1	Houston .....	14	63	14	0	0	0	0	0
Dec.	8	at New England ..	12	30	17	0	1	-6	-6	0
Dec.	14	Philadelphia .....	18	46	30	0	1	2	2	0
Dec.	22	Miami .....	19	69	14	1	2	8	5	0
Totals .....			301	1249	78	6	17	81	30	1

**LORENZO NEAL** **22**  
 FB 5-11 240 12/27/70  
 Fresno State, Unrestricted  
 Free Agent, 1996 (NO) 5th Season



**PRO:** Signed with the Jets as a FA this past offseason after spending his 1st 4 seasons in NO...known primarily for his blocking skills, he is also a strong runner and reliable receiver...for his career is 77-326-4.2 avg-3 TD rushing and 45-326-7.2 avg.-2 TD receiving...only player in NO history to score rushing TD and receiving TD of more than 60 yards...also owns NO single-game record for avg per rush (10.8 at ATL in 1993)...**1996:** played all 16 games (11 starts) and was 21-58-1 TD rushing and set career highs in receptions and receiving yards with 31-194-1 TD receiving...had his best day in game 11 at ATL with 6-40-1 TD receiving...duplicated his season-high 6 receptions vs. ATL 3 weeks later with 6-19 receiving...**1995:** played in 16 games (6 starts) primarily as a blocker...was 5-3 rushing, 12-123-1 TD receiving and also was 2-28 on KOR...was 2-78 receiving vs. NE...turned screen pass into a 69-yard scoring play in that game...**1994:** played in all 16 games, starting 7 and was 30-90-1 TD rushing for the season...had best game of the season vs. CHI with 14-63 rushing...his blocking played a key role in NO rushing game that averaged 4.0 yards per carry over the final 7 games of the season...**1993:** started games 1-2 at FB before suffering broken ankle in 3rd quarter of game 2 that sidelined him for the remainder of the season...was placed on IR on 9/15...led team with 13-89 rushing in season opener...was 8-86, including a career-long 74-yarder before suffering the injury in game 2...his 10.8 yards per carry in that game set NO single game record...was NO's 4th round selection.



*Is the Jets' spokesperson for C.I.T.Y. football, a flag football program for inner city youth.*

**COLLEGE:** Bulldogs 2nd all-time leading rusher with 487-2405-27 TD in 3 seasons as a starter...was also 59-500-2 TD receiving for his

**NEIL** (continued)

career...earned All-WAC honors as a senior and All-Big West as a junior...played in Hula Bowl, Japan Bowl and East-West Shrine Game.

**PERSONAL:** Single...majored in criminology...has been very active in local community events and youth football programs including C.I.T.Y. Football, Starter Play Football Camps and the Move In New York Initiative that promotes home ownership among minorities in Nassau County...also wrestled at Fresno State, earning All-America honors as a junior when he won WAC heavyweight title and finished 7th at NCAA Championships...as member of Japan Bowl's West Squad, he defeated a sumo wrestler in an exhibition match...section palyer of the year in football and state champion wrestler as a senior at Lemoore HS in his hometown of Fresno, CA.

**LORENZO NEAL'S RUSHING STATISTICS**

YEAR	TEAM	GP/S	NO	YDS	AVG.	LG	TD
1993	New Orleans	2/2	21	175	8.3	74t	1
1994	New Orleans	16/7	30	90	3.0	12	1
1995	New Orleans	16/6	5	3	0.6	3	0
1996	New Orleans	16/11	21	58	2.7	11	1
Totals		50/26	77	326	4.2	74t	3

**RECEIVING STATISTICS**

YEAR	TEAM	NO	YDS	AVG.	LG	TD
1993	New Orleans	0	0	0.0	0	0
1994	New Orleans	2	9	4.5	5	0
1995	New Orleans	12	123	10.3	69t	1
1996	New Orleans	31	194	6.3	23	1
Totals		45	326	7.2	69t	2



**NEIL O'DONNELL 14**

QB 6-3 228 7/3/66  
Maryland, Unrestricted  
Free Agent, 1996 (PIT) 8th Season

**PRO:** Was sidelined for 10 games with a separated throwing shoulder and a torn calf muscle with the Jets in 1996...spent the past 6 seasons with PIT, where he was 3rd round selection in 1990...led PIT to playoff appearances the past 4 seasons, including the 1994 AFC Championship Game and Super Bowl XXX in 1995...in 72 career games (57 starts) he is 2059-1179-14,014-57.3%-72 TD-46 INT-81.8 rating...he currently ranks 15th on the all-time passer rating list, 8th among active players...his career INT percentage of 2.2% is the lowest among all active players...owns 6 PIT passing records, including career 300-yard passing games (6), 300-yard games in a season (4 in 1995), attempts (55) and completions (34) in a game...also set AFC Championship Game records for attempts (54) and completions (32) in 1994...has started 7 playoff games in his career and is 273-158-1690-9 TD-8 INT...has a 19-7 record as a starter over the past 2 seasons giving him a .731 winning percentage, 3rd in the NFL over that period behind only Steve Young (.778) and Troy Aikman (.733)...has never been in double figures in INT...**1996:** was 7-13-50-0-1 INT in his Jets

  
Only started 6 games in '96, but passed for 300+ yards in 2 of those starts and had 292 passing yards in another...also threw at least 1 TD pass in 3 games.

## O'DONNELL (continued)

debut, playing behind a shuffled offensive line void of its starting 2 tackles (Williams and Elliott), was replaced by Frank Reich in the 3rd quarter in a coaches decision...had the 8th 300-yard game of his career with 26-46-319-1 TD-1 INT in game 2 vs. IND...had the 1st consecutive 300+ passing games of his career after posting 24-44-325-3 TD-3 INT at MIA in game 3...was the 9th time in his 7-year career that he had thrown for over 300-yards...hooked up on the 2nd longest pass of his career, a 78-yarder for a TD to Jeff Graham in the 4th quarter, which sparked a Jet comeback which fell short at MIA...in rainy conditions was 22-38-149-1 INT-1 TD in game 4 vs. GIA...was sacked 4 times for -19 yards...hooked up for 14 passes to Wayne Chrebet and Keyshawn Johnson and had 10 1st downs passing...had a good day at WAS when he was 27-40-292-0 TD-1 INT...was 3-7-12 yards in game 6 vs. OAK before he was injured on a cornerback blitz by Albert Lewis which caused a 2nd degree shoulder separation (AC joint) which sidelined him 6 weeks...was inactive for games 7-12...did not play in game 13 vs. HOU as he injured himself in pregame warmups when he dropped back to pass and pulled his right calf and had to be helped off the field...was inactive the rest of the season...**1995:** led PIT to AFC Championship and appearance in Super Bowl XXX vs. DAL...started 12 games and was 416-246-2970-59.1%-17 TD-7 INT-87.7 rating, finishing the season ranked 5th in the AFC in passer rating...was also 5th in the AFC in average gain (7.14), 6th in completion percentage and tied for 6th in TD passes...his 7 INT were the 2nd-lowest total in the AFC, giving him an INT percentage of 1.68%, 3rd-best in the NFL (Jim Harbaugh 1.59, Aikman (1.62))...was 28-49-239-1 TD-3 INT in Super Bowl XXX...turned in 25-41-205-1 TD-1 INT performance in a 20-16 victory in the AFC Championship Game vs. IND...was 19-35-262-1 TD-2 INT vs. BUF in Divisional Playoff...set PIT record for attempts in a game with 33-55-318-1 TD vs. GB in season finale...surpassed 12,000 career passing yards with 15-39-209-2 TD-2 INT in game 13 vs. HOU...was 24-31-377-3 TD in game 11 at CIN...the 377 yards were a career high...in game 9 at CHI he set a career high in completions when he was 34-52-341-2 TD-2 INT...in game 7 vs. CIN he was 30-52-359-1 INT, setting a career high for passing yards...fractured pinky finger on his throwing (right) hand in season opener vs. DET and missed 4 games...**1994:** started 14 games and ranked 7th in the AFC with a 78.9 passer rating...had 3rd-highest career totals for completion percentage (57.3), passing yards (2443), attempts (370) and completions (212)...9 INT tied for 5th-fewest in NFL...had 349 passing yards in AFC Championship Game vs. SD...was 16-23-186-2 TD for 69.6 % completion percentage vs. CLE in Divisional Playoff Game...missed 2 games due to leg and hip injuries...had 60-yard TD pass to Yancey Thigpen vs. ARZ...had streak of 165 passes without an INT broken in game 3 vs. IND...**1993:** had career highs in attempts, completions and yards with 270-486-3208-14 TD-7 INT...played in all 16 games and started 15 despite tendinitis in his throwing elbow...the 3208 yards were 3rd-best in PIT history and the attempts and completions were team records...ranked 8th in the AFC in passer rating (79.5) and 7 INT were 3rd-fewest in the AFC...was 23-42-286-3 TD in playoff loss at KC...had career high in pass attempts with 20-43-285 performance in season finale at SEA...completed 71-yard TD pass to Eric Green in game 9 vs. CIN...passed for 355 yards in game 8 vs. CLE...set PIT record with 84.0% completion percentage vs. CIN in game 3...sat out 1st half of season opener vs. SF with tendinitis in elbow...**1992:** played in his 1st Pro Bowl, replacing the injured Jim Kelly...started 12 games and recorded 83.6 passer rating to rank 3rd in AFC and 8th in the NFL...was 85-313-2283-13 TD-9 INT...returned to start playoff game at BUF after being IA for final 3 regular season games with fractured fibula suffered in game 13 vs. SEA...missed game vs. IND with hamstring injury suffered the previous week vs. DET...had a season-high 287 yards on 23-37 passing vs. CIN...led team to 3-0 start...**1991:** played in 12 games (8 starts) and ranked 7th in the AFC with 78.8 passer rating...was 156-286-1963-11

**O'DONNELL** (continued)

TD-7 INT...won his 1st game as a starter with 24-39-309-3 TD at CIN (33-27 OT)...made his 1st NFL start vs. SEA and was 14-22-184 and a 57-yard TD pass...helped PIT erase 20-point 2nd half deficit vs. GIA with 11-21-152-2 TD when he entered in 3rd quarter for ailing Bubby Brister...threw his 1st career TD pass in season opener vs. SD, an 89-yard pass to Dwight Stone...**1990:** was IA as the 3rd QB for 13 games and was a DNP for 3 others...was 70th player selected overall, 5th QB.

**COLLEGE:** A 2-year starter for the Terps, he ranks 2nd to former Jet Boomer Esiason on Maryland's all-time passing lists with 387-658-4989-26 TD-21 INT...was 156-280-2103-10 TD-4 INT as a senior to rank 5th in ACC in passer rating...was 4th in the ACC as a junior.

**PERSONAL:** Wife Leslie...has degree in economics...has taken some graduate courses...was active with Children's Hospital in Pittsburgh...is an avid golfer...is youngest of 9 children, including 4 older brothers who all played college football...wife, Leslie, has degrees in physical education/health education and sports management...attended Madison High School in his hometown of Madison, NJ.

**NEIL O'DONNELL'S PASSING STATISTICS**

		GP/S	ATT-COMP	YDS	PCT.	LG	TD	INT	RATING
1990	Pittsburgh	0/0	0-0	0	.000	0	0	0	0.0
1991	Pittsburgh	12/8	286-156	1963	.545	89t	11	7	78.8
1992	Pittsburgh	12/12	313-185	2283	.591	51	13	9	83.6
1993	Pittsburgh	16/15	486-270	3208	.556	71t	14	7	79.5
1994	Pittsburgh	14/14	370-212	2443	.573	60t	13	9	78.9
1995	Pittsburgh	12/12	416-246	2970	.591	71t	17	7	87.7
1996	Jets	6/6	188-110	1147	58.5	78t	4	7	67.8

		2059-								
TOTALS		GP/S	ATT-COMP	YDS	PCT.	LG	TD	INT	RATING	
		72/57	1179	14014	57.3	89t	72	46	71.6	

Additional Stats: Rushing (126-323-27-3 TD): 1990 (0-0-0-0 TD), 1991 (18-82-22-1 TD), 1992 (27-5-9-1 TD), 1993 (26-111-27-0 TD), 1994 (31-80-18-1 TD), 1995 (24-45-14-0 TD).

**POSTSEASON PASSING STATISTICS**

		GP/S	ATT-COMP	YDS	PCT.	LG	TD	INT
1992	Pittsburgh	1/1	29-15	163	.517	24	0	2
1993	Pittsburgh	1/1	42-23	286	.548	35	3	0
1994	Pittsburgh	2/2	77-48	535	.623	50	3	0
1995	Pittsburgh	3/3	125-72	706	.576	43	3	6

TOTALS		GP/S	ATT-COMP	YDS	PCT.	LG	TD	INT
		7/7	273-158	1690	.579	50	9	8

**CAREER HIGHS**

Pass Attempts - 55 at Green Bay, December 24, 1995 (55-33-318-1 TD-0 INT)  
 Pass Completions - 34 at Chicago, November 5, 1995 (52-34-341-2 TD-2 INT)  
 Yards Passing - 377 at Cincinnati, November 19, 1995 (31-24-377-3 TD-0 INT)  
 Longest Completion - 89t (Dwight Stone) vs. San Diego, September 1, 1991 (4-1-89-1 TD-1 INT)  
 Most TD Passes - 3 (3 times), most recent at Cincinnati, November 19, 1996 (31-24-377-3 TD-0 INT)  
 Most Interceptions - 4 at Seattle, September 25, 1994 (43-21-282-1 TD-4 INT)  
 Times Sacked - 9 vs. Dallas, September 4, 1994 (26-13-127-0 TD-0 INT)

**O'DONNELL'S 300-YARD GAMES**

DATE	OPPONENT	ATT-COMP	YDS	TD	INT
11/10/91	at Cincinnati	39-24	309	3	0
10/24/93	at Cleveland	39-25	355	0	1
1/15/95	vs. San Diego	54-32	349	1	0
10/19/95	vs. Cincinnati	52-30	359	0	1
11/5/95	at Chicago	52-34	341	2	2
11/19/95	at Cincinnati	31-24	377	3	0
12/24/95	at Green Bay	55-33	318	1	0

## O'DONNELL (continued)

1991 PASSING					
		ATT-COMP	YDS	TD	INT
Sept. 1	San Diego .....	4-1	89	1	0
Sept. 8	at Buffalo .....	DID NOT PLAY			
Sept. 15	New England .....	DID NOT PLAY			
Sept. 22	at Philadelphia .....	DID NOT PLAY			
Oct. 6	at Indianapolis .....	1-1	5	0	0
Oct. 14	Giants .....	21-11	152	2	0
Oct. 20	Seattle .....	22-14	184	1	1
Oct. 27	at Cleveland .....	35-19	221	0	2
Nov. 3	at Denver .....	33-18	204	1	1
Nov. 10	at Cincinnati .....	39-24	309	3	0
Nov. 17	Washington .....	36-23	289	2	1
Nov. 24	Houston .....	29-12	155	1	1
Nov. 28	at Dallas .....	36-17	167	0	0
Dec. 8	at Houston .....	30-16	188	0	1
Dec. 15	Cincinnati .....	DID NOT PLAY			
Dec. 22	Cleveland .....	0-0	0	0	0
TOTALS .....		286-156	1963	11	7
1992 PASSING					
		ATT-COMP	YDS	TD	INT
Sept. 6	at Houston .....	23-14	223	2	0
Sept. 13	Jets .....	22-11	185	0	2
Sept. 20	at San Diego .....	24-17	215	2	1
Sept. 27	at Green Bay .....	41-16	224	0	0
Oct. 11	at Cleveland .....	32-25	241	0	0
Oct. 19	Cincinnati .....	37-23	287	2	0
Oct. 25	at Kansas City .....	22-13	114	1	0
Nov. 1	Houston .....	22-14	201	2	1
Nov. 8	at Buffalo .....	24-15	158	2	0
Nov. 15	Detroit .....	31-17	182	1	1
Nov. 22	Indianapolis .....	INACTIVE - HAMSTRING			
Nov. 29	at Cincinnati .....	18-10	149	0	1
Dec. 6	Seattle .....	17-10	104	1	3
Dec. 13	at Chicago .....	INACTIVE - LOWER LEG			
Dec. 20	Minnesota .....	INACTIVE - LOWER LEG			
Dec. 27	Cleveland .....	INACTIVE - LOWER LEG			
TOTALS .....		313-185	2283	13	9
1993 PASSING					
		ATT-COMP	YDS	TD	INT
Sept. 5	San Francisco .....	16-9	92	0	0
Sept. 12	at Rams .....	33-17	169	0	1
Sept. 19	Cincinnati .....	25-21	189	3	0
Sept. 27	at Atlanta .....	25-19	259	2	0
Oct. 10	San Diego .....	25-16	156	0	0
Oct. 17	New Orleans .....	25-12	137	1	1
Oct. 24	at Cleveland .....	39-25	355	0	1
Nov. 7	at Cincinnati .....	34-14	244	2	1
Nov. 15	Buffalo .....	27-16	212	1	0
Nov. 21	at Denver .....	32-18	197	0	1
Nov. 28	at Houston .....	26-13	153	0	0
Dec. 5	New England .....	32-17	115	2	0
Dec. 13	at Miami .....	28-16	163	1	0
Dec. 19	Houston .....	37-15	256	1	1
Dec. 26	at Seattle .....	43-20	285	0	1
Jan. 2	Cleveland .....	39-22	226	1	0
TOTALS .....		486-270	3208	14	7
1994 PASSING					
		ATT-COMP	YDS	TD	INT
Sept. 4	Dallas .....	26-13	127	0	0
Sept. 11	at Cleveland .....	25-15	199	1	0
Sept. 18	Indianapolis .....	35-22	254	2	1
Sept. 25	at Seattle .....	43-21	282	1	4
Oct. 3	Houston .....	17-9	154	1	0
Oct. 16	Cincinnati .....	22-15	190	2	0

## O'DONNELL (continued)

1994 PASSING (continued)					
Oct. 23	at Giants .....	29-16	138	0	1
Oct. 30	at Arizona .....	31-18	260	1	1
Nov. 6	at Houston .....	25-15	154	0	0
Nov. 14	Buffalo .....	27-14	148	0	1
Nov. 20	Miami .....	DID NOT PLAY			
Nov. 27	at Raiders .....	DID NOT PLAY			
Dec. 4	at Cincinnati .....	24-17	131	2	0
Dec. 11	Philadelphia .....	35-19	158	1	1
Dec. 18	Cleveland .....	18-10	175	1	0
Dec. 24	at San Diego .....	13-8	73	1	0
TOTALS .....		370-212	2443	13	9
1995 PASSING					
		ATT-COMP	YDS	TD	INT
Sept. 3	Detroit .....	10-7	63	0	0
Sept. 10	at Houston .....	INACTIVE - FINGER			
Sept. 18	at Miami .....	INACTIVE - FINGER			
Sept. 24	Minnesota .....	INACTIVE - FINGER			
Oct. 1	San Diego .....	INACTIVE - FINGER			
Oct. 8	at Jacksonville .....	35-19	282	1	0
Oct. 19	Cincinnati .....	52-30	359	0	1
Oct. 29	Jacksonville .....	25-17	178	2	0
Nov. 5	at Chicago .....	52-34	341	2	2
Nov. 13	Cleveland .....	31-17	167	1	0
Nov. 19	at Cincinnati .....	31-24	377	3	0
Nov. 26	at Cleveland .....	30-21	251	1	0
Dec. 3	Houston .....	39-15	209	2	2
Dec. 10	at Oakland .....	31-15	230	2	1
Dec. 16	New England .....	25-14	195	2	1
Dec. 24	at Green Bay .....	55-33	318	1	0
TOTALS .....		416-246	2970	17	7
1996 PASSING					
		ATT-COMP	YDS	TD	INT
Sept. 1	at Denver .....	13-7	50	0	1
Sept. 8	Indianapolis .....	46-26	319	1	1
Sept. 15	at Miami .....	44-25	325	3	3
Sept. 22	Giants .....	38-22	149	0	1
Sept. 29	at Washington .....	40-27	292	0	0
Oct. 6	Oakland .....	7-3	12	0	0
Oct. 13	at Jacksonville .....	Inactive - Shoulder			
Oct. 20	Buffalo .....	Inactive - Shoulder			
Oct. 27	at Arizona .....	Inactive - Shoulder			
Nov. 10	New England .....	Inactive - Shoulder			
Nov. 17	at Indianapolis .....	Inactive - Shoulder			
Nov. 24	at Buffalo .....	Inactive - Shoulder			
Dec. 1	Houston .....	Inactive - Calf			
Dec. 8	at New England .....	Inactive - Calf			
Dec. 14	Philadelphia .....	Inactive - Calf			
Dec. 22	Miami .....	Inactive - Calf			
Totals .....		188-110	1147	4	7
NEIL O'DONNELL VS. THE NFL 1991-1996					
	GP	ATT-COMP	YDS	TD	INT
Arizona	1	31-18	260	1	1
Atlanta	1	25-19	259	2	0
Buffalo	3	78-45	518	3	1
Carolina	0	0-0	0	0	0
Chicago	1	52-34	341	2	2
Cincinnati	9	282-178	2235	17	3
Cleveland	9	249-154	1835	5	3
Dallas	2	62-30	294	0	0
Denver	3	78-43	451	1	3
Detroit	2	41-24	245	1	1
Green Bay	2	96-49	542	1	0
Houston	9	248-123	1693	9	6
Indianapolis	3	82-49	578	3	2
Jacksonville	2	60-36	460	3	0

O'DONNELL (continued)

NEIL O'DONNELL VS. THE NFL 1991-1996 (continued)					
Kansas City	1	22-13	114	1	0
Miami	2	72-41	488	4	3
Minnesota	0	0-0	0	0	0
New England	2	57-31	310	4	1
New Orleans	1	25-12	137	1	1
Giants	3	88-49	439	2	2
Jets	1	22-11	185	0	2
Oakland	2	38-18	242	2	1
Philadelphia	1	35-19	158	1	1
Pittsburgh	0	0-0	0	0	0
St. Louis	1	33-17	169	0	1
San Diego	4	66-42	533	4	1
San Francisco	1	16-9	92	0	0
Seattle	4	125-65	855	3	9
Tampa Bay	0	0-0	0	0	0
Washington	2	76-50	581	2	1
<b>TOTALS</b>	<b>72</b>	<b>2059-1179</b>	<b>14014</b>	<b>72</b>	<b>46</b>

**MATT**

**O'DWYER**

**70**

G 6-5 300

9/1/72

Northwestern

Draft 2, 1995

3rd Season



**PRO:** A big, strong and mobile G who is quickly developing into a solid pro...became a more disciplined player last season and was rewarded with consistent play...the only offensive lineman to start every game at the same position...**1996:** starting RG in games 1-16...in game 5 vs. WAS teamed with the rest of the offensive line in opening holes en route to Adrian Murrell's 31-132-1 TD rushing day and allowing O'Donnell time to throw for 292 yards...in game 6 vs. OAK helped pave the way for Murrell's 2nd consecutive 100-yard rushing game (the 1st time that feat had been accomplished since Freeman McNeil in 1987)...helped shutout the pass rush in game 7 at JAX...did an excellent job of helping the offensive line shut down the BUF pass rush, the 2nd week in a row they shut-out an opponent...suffered stomach cramps midway through the 3rd quarter in game 9 at ARZ, but was able to return and was a key man in opening holes for Murrell's team record 31-199-1 TD rushing effort, as well as opening holes for Reggie Cobb and Richie Anderson to also score their 1st rushing TD of the year...had a very good day in game 10 vs. NE when he and the rest of the offensive line helped pave the way for another Murrell 100-yard day and 2 TD rushing, as well as keeping Frank Reich clean of the NE pass rush (1 sack allowed by th O-line)...started and played the entire game and helped allow Reich time to throw for a career high 352 yards and 3 TD...helped pave the way for Murrell's 5th 100 yard game of the season rushing in game 12 at BUF (19-103)...started at LG in game 14 at NE and played the entire game, despite being hobbled by a sprained ankle suffered early in the game.



*Was 1 of only  
8 Jets to  
start all 16  
games in 1996.*

**COLLEGE:** A big, strong, intense blocker who played both G and T...earned All-Big Ten honors at both T and G during his career...bench presses 465 lbs. and squats 600... Jets traded up to make him 33rd

**O'DWYER** (continued)

player selected, 2nd G (JAX received Jets 2nd (40) and 3rd (71) round selections in return).

**PERSONAL:** Single...organizational studies major...led team to state playoffs and earned all-area and academic all-conference honors in football...also an all-conference choice in track, performing in the discus at Stevenson High School in his hometown and birthplace of Lincolnshire, IL.

**MATT O'DWYER'S STATISTICS**

		GP/S
1995	Jets	12/2
1996	Jets	16/16
<hr/>		
TOTAL		28/18



**JOHN  
PACI**

**10**

QB 6-3 218

7/19/72

Indiana

Free Agent, 1996

Rookie

**PRO:** A developing young signal-caller who has impressive arm strength and a good knowledge of the offense...signed with the Jets as a FA last off-season...spent limited with the Barcelona Dragons of the World League in 1995...**1996:** activated from the team's practice squad in 10-11-96 and was IA as the club's 3rd quarterback in game 7 at JAX, game 8 vs. BUF and game 9 at ARZ...spent the first 6 weeks of the season on the team's practice squad...was inactive for game 10 vs. NE as the 3rd quarterback...was the 3rd QB in game 11 at IND...was inactive as the 3rd QB in game 12 at BUF...was inactive as the 3rd quarterback in game 14 at NE, game 15 vs. PHI and game 16 vs. MIA.

**COLLEGE:** A 3-time All-Big Ten selection...was also a 3-time Academic All-Big Ten selection...holds the NCAA record for longest pass play, a 99-yard TD pass to Thomas Lewis (GIA) vs. Penn State in 1993...was 495-262-3119-15 TD-15 INT for his career.

**PERSONAL:** Single...graduated with degree in business...is an avid golfer...has been very active in local community and charity activities and earned Jets Marty Lyons Award for community service in 1996...is a nominee for NFL Man of the Year...also played baseball at IU...lettered in baseball, basketball and football and earned the Hansen Award as the top football player in Suffolk County, NY as a senior at Huntington High School in his hometown of Huntington, NY, just 30 minutes from Jets training complex at Hofstra University on Long Island...born in Bethpage, NY.



*Is a nominee for NFL Man of the Year Award and was 1996 recipient of Marty Lyons Award for community service.*

**LONNIE  
PALELEI**

**66**

G 6-3 315 10/15/70  
UNLV  
Free Agent, 1997 4th Season



**PRO:** (PRONUNCIATION: pa-LAY-lee) Signed as a free agent on Masrch 3, 1997...a former 1993 5th-round draft choice of the Pittsburgh Steelers...**1996:** Was in training camp with the Baltimore Ravens before being waived on the final cut...**1995:** Was claimed by the Cleveland Browns off of waivers on 11/27/95 after being released by the Steelers...played in 1 game for the Steelers (at Chicago) and saw reserve action...was inactive for the remainder of the games...injured his left knee in a basketball game in April of 1995 and had to have surgery to repair the ACL...**1994:** was inactive for every game with the Steelers as he played behind Pro Bowlers Dermontti Dawson and Duval Love...**1993:** played in 3 of the first 7 games as a rookie and was inactive for 7 of the final 9 weeks...saw his first NFL action in week 3 vs. CIN and played the final 9 minutes at RG...also saw some action at RG the following week vs. ATL, as well as some time the next week at CLE...was inactive for the Steelers playoff loss at KC.

**COLLEGE:** Played the first 3 years of his college career as a DL before switching to G his senior year...earned 1st team All-Big West honors as a senior...earned honorable mention all conference honors as a junior when he made 6 starts...transferred to UNLV from Purdue and was forced to sit out he 1990 season...as a sophomore had 19 tackles and 1 sack for the Boilermakers...was a backup DE his freshman year.

**PERSONAL:** Wife Cathy, daughter Connie (6) and son Evan (3)...majored in physical education...named *Parade*, *Super Prep* and *Prep Football* All-America as a senior after making 122 tackles, 13 sacks, 4 FR...also lettered twice each in football and track...nickname is Lonnie...Full Name: Si'ulagi jack Palelei.




*Switched from DE to G in college*

**DON  
SILVESTRI**

**5**

K 6-4 220 12/25/68  
Pittsburgh  
Free Agent, 1995 3rd Season



**PRO:** The Jets' KO specialist the past 2 seasons...played with London of the World League this past spring...**1996:** in his 2nd season as team's KO specialist, he made 67 kick-offs in 12 games, 9 for TB...had best game vs. NE in game 10 with 6 KO and 2 TB...**1995:** made the roster as a KO specialist and played in all 16 games...led the AFC and finished 2nd in the NFL to ATL's Morten Andersen (27) with 14 TB...had 8 games with at least 1 TB and had 5 games of 2 or more...had 8 games with at least 1 TB and had 5 games of 2 or



*Makes donation to benefit police and fire widows and children for every touchback during the season.*

**SILVESTRI** (continued)

more...recorded a season-high 3 TB in game 3 win vs. JAX...became emergency punter in season finale vs. NO and was 5-47.6 avg., including a 61-yarder...it was the 1st time in his career he had ever punted in a game...originally signed with the Jets as a FA...played for the London Monarchs of the World League before signing with the Jets...**1994:** spent season on practice squad of Baltimore Colts (CFL)...attended BUF training camp, but was released in the pre-season...**1993:** was in training camp with Sacramento (CFL) but was released prior to beginning of the season...**1992:** attended training camp with SEA but was released during preseason.

**COLLEGE:** Joined the Panthers as a walk-on in his junior year and became the team's kickoff specialist...added long FG to his repertoire as a senior and was 4-6...was also 1-1 on PAT.

**PERSONAL:** Wife, Lisa...has a degree in business...has worked as a law firm accountant in the offseason...was a 3-year soccer letterman at Penridge High School in his hometown of Perkasio, PA.



**OTIS  
SMITH**

**45**

CB 5-11 190

10/22/65

Missouri, Unrestricted

Free Agent, 1997

8th Season

**PRO:** Re-signed with the Jets on May 20, 1997...played for the Jets in 1995 and 2 games in 1996 before being waived and signing with NE where he was an important figure in its run to Super Bowl XXXI...led the Jets in INT in 1995 with 6...was a 2-time special teams MVP for PHI (1991 & 1993)...originally signed as a rookie FA by PHI in 1990...**1996:** was inactive for season opener at DEN with a pulled hamstring...and then was the team's nickel-back in games 2 and 3 before being inactive for game 4 vs GIA...was waived on 9/24/96...signed with NE and played in 11 games...recorded 31 tackles, 8 PD and 2 INT...was a major contributor on a defense that made significant improvement as the year progressed and made 1 of the biggest plays of the Patriots' postseason run in the AFC Championship game vs. JAX when he INT a Mark Brunel pass and returned it 47 yards for a TD...at the time, NE was clinging to a 13-6 lead...the score sealed a 20-6 victory and a Super Bowl berth...**1995:** led the team and tied for 2nd in the AFC with a career-high 6 INT in his 1st season as a starter...played in 11 games (110 starts), recording 47 tackles and finishing 2nd on the team with 13 PD...had 2 INT in game 13 vs. STL...returned to the starting lineup for game 11 vs. BUF and had 3 tackles and a PD...was IA for games 5-9 with a high ankle sprain...had an INT in each of the 1st 4 games...added 7 tackles and 2 PD at ATL...returned his INT vs. IND 49 yards for his 2nd career TD...had an INT that set up a Jets TD in game 1 at MIA...**1994:** played in all 16 games and started in games vs. HOU and at ATL in special 5-DB defense to defend the run-and-shoot offense...was PHI's nickel back and finished 3rd on team with 20 special teams tackles...made 4th-down, goal-line tackle of Edgar Bennett with 1:46 remaining in 13-7 win vs. GB...recorded his 1st career sack at ATL...was 1 of 6 players exposed in 1995 NFL Expansion Draft, but was pulled back after CAR selected PHI FB Brian



*Led Jets  
with 6 INT  
in 1995.*

**SMITH, O. (continued)**

O'Neal...**1993**: was named special teams MVP in a vote by his teammates for the 2nd time in 3 years...led team with 14 special teams tackles and had 1 INT and downed several punts deep in opponent territory...missed season-opener with a thigh injury but returned for the final 15 games of the season as the nickel back and on special teams...had an outstanding game at WAS when he intercepted a pass by upback Brian Mitchell on a fake punt, setting up a PHI TD, and broke up a sure TD pass from Rich Gannon to Ricky Sanders...saw action at LCB for the injured Mark McMillian in the 2nd half of game 10 vs. GIA...**1992**: played in all 16 games and started 1 game at CB...lone start came in game 15 vs. WAS...was 2nd on the team in special teams tackles with 18...intercepted his only pass of the season in game 3 vs. DEN QB John Elway...**1991**: earned special teams MVP honors in a vote by his teammates, despite playing in just 5 games (was IA for 1st 11 games of the year)...was also a major factor on defense in those 5 games (1 start) after LCB Ben Smith was lost for the remainder of the season with a knee injury...earned player of the game honors in game 16 vs. WAS with 74-yard INT return for a TD and a blocked punt in the 4th quarter that led to another PHI TD...had 3rd quarter INT at GIA that set up game-winning FG...also had a FF at HOU...**1990**: spent the entire season on PUP after undergoing an appendectomy in July...returned to practice in September and earned a spot on the 37-man protected roster after the season...originally signed as a rookie free agent on 4/25/90.

**COLLEGE**: Was a 2-year starter for the Tigers after overcoming a shoulder separation at the beginning of his junior year...transferred from Taft (CA) JC...originally accepted a basketball scholarship at Southern and played there from 1985-86.

**PERSONAL**: Wife Sandy...majored in parks and recreation...was a participant in the Jets Geography educational program run by the team in conjunction with the *New York Daily News*...resides in New Orleans in the offseason...earned all-state honors in football as a senior at East Jefferson High School in his hometown of Metairie, LA...born in New Orleans, LA.

**OTIS SMITH'S INTERCEPTION STATISTICS**

		GP/S	NO	YDS	AVG	LG	TD
1991	Philadelphia	5/1	2	74	37.0	74 t	1
1992	Philadelphia	16/1	1	0	0.0	0	0
1993	Philadelphia	15/0	1	0	0.0	0	0
1994	Philadelphia	16/2	0	0	0.0	0	0
1995	Jets	11/10	6	101	16.8	49 t	1
<b>TOTALS</b>		<b>63/4</b>	<b>10</b>	<b>175</b>	<b>17.5</b>	<b>74 t</b>	<b>2</b>

**DEFENSIVE STATISTICS**

**TACKLES-**


		SOLO	FF	FR	PD	SACKS
1991	Philadelphia	10-7	1	1	0	0
1992	Philadelphia	24-16	1	0	2	0
1993	Philadelphia	5-3	0	0	2	0
1994	Philadelphia	21-16	0	0	2	1
1995	Jets	47-28	0	0	14	0
<b>TOTALS</b>		<b>107-70</b>	<b>1</b>	<b>2</b>	<b>20</b>	<b>1</b>

**SPECIAL TEAMS STATS: Tackles (64): 1991 (12), 1992 (18), 1993 (14), 1994 (20)**

**POSTSEASON STATISTICS**

**TACKLES-**

		GPS	SOLO	FF	FR	PD	SACKS
1992	Philadelphia	2/0	5-5	0	0	0	0



# ALEX VAN DYKE

# 86

WR 6-0 200  
Nevada  
Draft 2, 1996

7/24/74

2nd Season

**PRO:** A promising young talent who split time between KOR duties and WR duties as a rookie...**1996:** played in 15 games (1start) and was 17-118-1TD receiving for the season...was also 15-289-19.3 avg on KOR...had season-long 32-yard KOR in game 13 vs. HOU...made his 1st NFL start in game 7 at JAX, replacing the injured Jeff Graham (knee)...responded with season-high 4 receptions for 28 yards...also had 4 receptions for season-high 31 yards, including his 1st NFL TD catch on a 3-yard pass from Frank Reich...was Jets 2nd round pick (31st overall, 6th WR).

**COLLEGE:** A big, strong, extremely productive receiver who holds the NCAA Division I-A record for receiving yards in a season (1854 in 1995)...became the 1st WR in NCAA Division I-A history to gain over 2400 all-purpose yards in a season (2443 in 1995)...ranks 2nd on Nevada's all-time receiving lists with 227-3100-13.7-27 TD in just 2 seasons...also excelled as a KOR and is 2nd on the Wolfpack's all-time list with 1034 yards...was timed at 4.5 in the 40-yard dash... was selected 31st overall, 6th WR.



*Caught his  
1st NFL TD  
pass in game  
6 vs. OAK.*



# MARVIN WASHINGTON 97

DE 6-6 285  
Idaho  
Draft 6a, 1989

10/22/65

9th Season

**PRO:** With the retirement of LB Kyle Clifton, Washington has the longest tenure of any current Jet...ranks 7th on the team's all-time sack list with 37½...a solid player who has a strong pass rush with excellent run-stuffing skills...has recorded 7 multiple sack games in his career...**1996:** suffered rib cartilage injury in season opener at DEN, which limited his playing time considerably...was inactive for game 3 at MIA due to the rib cartilage injury...started against GIA in game 4 and recorded 2 solo tackles and forced a Rodney Hampton fumble which was recovered by Victor Green but reinjured his rib injury midway through the 3rd quarter...was inactive for 5 at WAS...played despite being in constant pain and was able to play through the injury and recorded 6 tackles and 1 sack in game 6 vs. OAK...because of



*Is 7th on Jets  
all-time sack  
list with 37½  
career sacks*

## WASHINGTON (continued)

injuries at DT, Washington made the sacrifice of moving inside and started there the rest of the season starting with game 7, when he had 6 tackles, a sack and a pass defended...followed that with 11 tackles vs BUF...finished the year with 9 tackles vs MIA...**1995:** started all 16 games at 3 different positions (LDE, RDE, LDT)...finished 2nd on the team with 6 sacks...was 5th on the team and led the d-line with a career-high 89 tackles...recorded 7 tackles and a sack in game 12 win at SEA...turned in 3 tackles, 1 sack and a FF in game 8 win at MIA...had 8 tackles in game 4 at ATL...was a force in game 3 vs. JAX with 6 tackles, 1 sack, 1 FF and 2 PS...had 9 tackles, 2 for losses and 1 sack vs. IND in game 2...had 6 tackles and a sack in game 1 at MIA...**1994:** started 15 games at LDE and finished 3rd on the team with 9 tackles for a loss...was 4th on the team in sacks (3)...made the 1st INT of his career in game 16 at HOU...played well in game 9 vs. BUF with 6 tackles, 1 for a loss, 2 passes defended, 1 QB pressure and ½ a sack...was IA for game 5 at CLE with knee injury suffered in 1st quarter of game 4 vs. CHI...was credited with 5 tackles, 2 for a loss, 1 QB pressure and ½ a sack in game 2 win vs. DEN...earned defensive "game ball" with 5-tackle (3 for a loss), 2-sack performance in game 1 at BUF...**1993:** finished 2nd on the team in sacks (5½) and was the leader in QB pressures with 24...started all 16 games for the 2nd straight season and was 6th on the tackle chart with a career-high 71 and tied for 2nd with a career-high 3 FF...had strong late-season surge, recording 31 tackles (21 solo), 4½ sacks, 10 QB pressures, 3 FF and 1 pass defended in the final 5 games of the season...had 2½ sacks and 2 FF at HOU in game 16...it was his 1st multiple sack game since game 5 of the 1992 season vs. NE...recorded a season-high 8 tackles and 3 QB pressures in game 15 at BUF...had 7 tackles and 2 QB pressures in game 7 win at GIA...was credited with a QB pressure on play that resulted in intentional grounding penalty and a safety for the Jets in game 4 vs. PHI...**1992:** led the team with a career-high 8½ sacks...was also 6th in tackles (62) and 4th in passes defended (8)...played in all 16 games and started the final 14 at RDE when Jeff Lageman was lost for the year to a knee injury...played his best game of the year and earned the defensive "game ball" in game 13 win at BUF with 8 tackles, 5 QB pressures and 1 pass defended...played well in game 8 vs. MIA with 4 tackles, 1 pass defended and a sack for a safety (the 1st time Marino was ever sacked for a safety) that gave the Jets a 16-0 lead...had the 5th multiple-sack game of his career with 2 sacks vs. NE in game 5...came in and played well for the injured Lageman in game 2 at PIT recording 6 tackles and 2 sacks...**1991:** started 15 games at LE...finished 3rd on the team with 6 QB sacks...also had 45 tackles, 2 passes defended and 1 FF...had 2 multiple sack games (vs MIA in game 5 and game 8 at IND)...in the MIA game, had 2 of the Jets' 4 sacks vs Dan Marino (the most times he has ever been sacked)...had season-high 7 tackles in game 13 at BUF...was awarded defensive "game ball" for his 2 sack performance game 8 at IND...**1990:** played DE in passing situations in all 16 games...finished the season with 4½ sacks (3rd on team) in addition to 48 tackles, 1 pass defended and 1 blocked FG...**1989:** played 16 games primarily in pass rushing situations... played both DE and DT...finished season with 1½sacks, 11 tackles, 2 passes defended, 1 FR and 4 special teams tackles...was Jets 6a selection which was acquired from RAI for Russell Carter.

**COLLEGE:** Played RE on Big Sky champion team as senior...led team and set school record with 14 1/2 sacks...transferred to Idaho from Texas-El Paso where he was a reserve on the basketball team...played college football for the 1st time at Hinds JC (MS) in 1987 before entering Idaho in winter of 1988...played for Idaho basketball team in 19 games as a key reserve upon entering school.

**PERSONAL:** Wife Tammy...son Evan Jevon 5 and daughter Sydney 3...majored in criminal justice...has done work with Survivors of the Shield...very active speaking to children at schools and hospitals...was highly recruited basketball star at Kimball High in his hometown of Dallas, TX...born in Denver, CO.

WASHINGTON (continued)

MARVIN WASHINGTON DEFENSIVE STATISTICS

		TACKLES-						
	GP/S	SOLO	FF	FR	PD	SACKS	INT	
1989	Jets	16/0	11-6	0	1	2	1½	0
1990	Jets	16/0	48-25	0	0	1	4½	0
1991	Jets	15/15	45-33	1	0	2	6	2
1992	Jets	16/16	62-39	0	0	8	8½#	0
1993	Jets	16/16	71-48	3	0	5	5½	0
1994	Jets	15/15	58-36	0	0	6	3	1
1995	Jets	16/16	89-65	3	0	6	6	0
1996	Jets	13/13	61-44	1	0	8	2½	0
<b>TOTALS</b>		<b>120/88</b>	<b>445-296</b>	<b>8</b>	<b>1</b>	<b>38</b>	<b>37</b>	<b>3</b>

# = led team

**ADDITIONAL STATS:** Passes Defensed (27): 1989 (2), 1990 (1), 1991 (2), 1992 (8) 1993 (5), 1994 (6), 1995 (6). INT: 1994 (1-7).

**SPECIAL TEAMS STATS:** Tackles (6): 1989 (4), 1990 (2). Blocked Kicks: 1990 (1FG).

POSTSEASON STATISTICS

	GP/S	TACKLES-SOLO	SACKS	FF	FR
1991 JETS	1/1	2-2	0	0	0



**REGGIE  
WHITE**


**96**

DT 6-5 310  
North Carolina A&T  
Free Agent, 1997

3/22/70

5th Year

**PRO:** Signed with the Jets as a free agent on March 4, 1997...has played in 38 career games and started 7...rejoins head coach Bill Parcells after sitting out the 1996 season...has played for the Chargers and the Patriots over the course of his career...originally drafted by SD in the 6th round of the 1992 draft...became a free agent after he was not tendered an offer from SD following the 1994 season...**1996:** went to training camp with NE but was released on the Pats' final cuts... **1995:** played in 16 games with NE and started 7...received the most extensive playing time of his career and had 22 tackles (12 solo-10 assists) and 1.5 sacks...opened the season starting 4 of the first 5 games at NT...recorded 3 tackles including an assist on a sack in his 1st NFL starting debut vs. CLE...had a career high 4 tackles in the final start of his season vs. NO...**1994:** played in 11 games in a limited role, mostly in short-yardage situations...finished the season with 5 tackles and 2 sacks...had his best game of the season vs. the Jets when he recorded 3 tackles and 2 sacks...was IA for the AFC Divisional game vs. MIA...played, but did not have any defensive stats in the AFC Championship Game vs. PIT...did not play in Super Bowl XXIX...**1993:** participated in 8 games and was credited with 1 tackle in game vs. DEN...**1992:** played in 3 games and recorded his 1st career sack in victory at IND...saw action in 2 other games-vs. KC and vs. DEN...placed on the reserve-injured list with a shoulder injury on 11/7/92 and was out the remainder of the season.



*Wears #96 to represent the year his son Reggie Jr. was born.*

**COLLEGE:** 4-year letterman at North Carolina AT...totaled 178 tackles and 17 sacks during his collegiate college...added 28 career

**WHITE** (continued)

tackles for losses of 117 yards...earned All-Mideastern Athletic Conference first-team honors after starting every game as a senior when he recorded a career-high 63 tackles with 10 sacks and 18 tackles for losses...lettered as a true freshman in 1988.

**PERSONAL:** chose to wear number 96 because it represents the year his son Reggie Jr. was born...earned all-conference honors at Milford Mills H.S. in his hometown of Baltimore, MD...also played baseball and threw the discus...his older brother Robert was his childhood hero...majored in administration recreation and early childhood education at North Carolina A&T...wife Nicole, son Reggie Eugene White, Jr. 1.

**CASEY**

**WIEGMAN**

**60**

C 6-3 290 7/20/75

Iowa

Free Agent, 1996 (IND) 2nd Season



**PRO:** Signed to Jets active roster on 10/29/96...originally signed as FA by IND on 4/26/96...**1996:** joined Jets prior to game 10 after spending 1<sup>st</sup> 9 weeks of season on IND practice squad...was IA for games 10-11 and 13-15...was active for game 12 at BUF and game 16 vs. MIA but did not play.

**COLLEGE:** 4-year letter winner and 3-year starter for the Hawkeyes...graded 85% on blocking consistency as a senior...was also team captain as a senior.

**PERSONAL:** Single...communications studies major...was 3-sport star in high school (football, basketball and baseball)...resides in Iowa City, IA...born in Parkersburg, IA.



*Spent last 7 games of 1996 season on the Jets roster.*

**DAVID**

**WILLIAMS**

**73**

T 6-5 300 6/21/66

Florida

Free Agent, 1996 (HOU) 9th Season



**PRO:** A bookend RT who brought stability and leadership to the Jets' O-line in 1996...had off-season back surgery (infection)...a former 1st-round selection and franchise designated player for HOU...an exceptional run blocker and top pass protector...has played in 116 regular season games (95 starts) and has started 5 postseason contests in his career...has played both RT and LT...heading into the 1995 season he had a streak of 26 consecutive starts and had missed only 1 game in the previous 4 seasons, playing 63 of 64 games...was designated a fran-



*Started 14 games at RT for the Jets despite injuries in 1996.*

**WILLIAMS, D.** *(continued)*

chise player by HOU on 2/16/95...was waived on 11/21/95 and signed with Jets on 2/15/96...was originally HOU's #1 selection in 1989 (23rd overall)...**1996:** helped stabilize the right side of the Jets O-line, enabling Adrian Murrell room to rush for over 1,000 yards...was IA for season opener at DEN with back spasms...played in game 2 vs. IND at his traditional RT spot....started games 2-9 at RT...started at LG in game 4 vs. GIA...in game 5 vs. WAS he teamed with the rest of the offensive line in opening holes for Murrell's 31-132 rushing effort and slowed the WAS pass rush, allowing only 1 sack while giving O'Donnell time to throw for 292 yards...in game 6 vs. OAK helped pave the way for Murrell's 2nd consecutive 100-yard rushing game (the first time that feat has been accomplished since Freeman McNeil accomplished it in 1987)...helped shutout the JAX pass rush in game 7...did an excellent job as the offensive line shut down the BUF pass rush, the 2nd week in a row it had shut-out an opponent...was a key man in opening holes for Murrell's team record 31-199-1 TD rushing effort, as well as opening holes for Reggie Cobb and Richie Anderson to also score their 1st rushing TD of the year...had a good day in game 10 vs. NE as Murrell had another 100-yard day rushing as well as 2 TD...helped protect Frank Reich (offensive line allowed only 1 sack) and gave him time to throw for 281 yards and a TD...left game 11 early in the 1st quarter after suffering lower back spasms and did not return...returned to action as a starter in game 12 and helped pave the way for Murrell's 5th 100 yard game of the season rushing at BUF (19-103)...was IA for game 16 vs. MIA with back spasms...**1995:** played in 10 games (9 starts) at RT...played in his 100th career game in game 8 vs. TB but had to leave early due to back spasms which caused him to be IA for game 9 vs. CLE...that snapped a streak of 34 consecutive starts at RT...saw limited action in game 10 vs. CIN and returned to the starting lineup for game 11 before being released...O-line allowed only 1 sack in game 4 vs. CIN...**1994:** started every game at RT and was a key factor in HOU's 5th-place finish in the NFL in yards per rush (4.0)...HOU amassed 175 rushing yards vs. NYJ in game 16...paved the way to 166 rushing yards vs. GIA...had the key block on 2 TD runs at DAL...**1993:** started 15 games at RT...was key figure in HOU offense that ranked in NFL top 3 in total offense for the 4th consecutive year...HOU was 4th in NFL in yards per rush (4.4) and yards per play (5.3)...started at RT in playoff game vs. KC but left the game with dislocated shoulder...helped pave the way for 240 rushing yards vs. CIN and 202-yard rushing effort vs. CLE the following week...helped HOU amass 458 yards of total offense in win over SEA...missed win at NE, snapping a streak of 45 consecutive starts...the last game he had missed was 10/14/90 vs. CIN...**1992:** started every game at RT...HOU tied for 7th in the NFL in fewest sacks allowed per game (2.0), was 2nd in yards per rush (4.6) and led the league in passing offense...started at RT in playoff loss at BUF, paving the way to 429 total yards...had key block on 65-yard reception that set up winning TD in 17-14 come from behind win over CLE...helped HOU generate over 400 yards of total offense in 5 of 1st 7 games, and did not allow a sack in 3 of 1st 5 games...**1991:** his 1st full season as a starter...started 15 games at RT, 1 at LT...O-line was 2nd in NFL in sacks allowed...HOU led the NFL in passing and was 2nd in total offense...started at RT in 2 playoff games...got only start of season at LT vs. PIT in season finale...HOU produced a franchise-best 583 yards total offense and had 4 scoring drives of 70+ yards in 26-23 OT win vs. DAL...moved to LT due to injury at WAS...HOU had 486 yards vs. CIN...**1990:** played in 15 games, starting 9...started final 8 games of the season at RT for the injured Dean Steinkuhler...started at RT in playoff loss at CIN...offense piled up 563 yards vs. KC...helped HOU generate club-record 58 points in win over CLE...made his 1st NFL start vs. SF, but missed the next game due to knee injury...was permanently installed into the starting lineup the following week...also saw action early in the season as a TE in short-yardage situations...**1989:** played in 14 games mostly on special teams...was IA for playoff loss

**WILLIAMS, D.** (continued)

to PIT...saw some playing time at T during the season due to various injuries.

**COLLEGE:** Two-time All-America and All-SEC selection as a 4-year starter for the Gators...team captain who led Gators to 2 bowl appearances...blocked for RB Emmitt Smith...only freshman to win starting job and never relinquished it, starting all 46 games of his career.

**PERSONAL:** Wife Debi...son Scot 3 and daughter Kara 1...majored in recreation...active with Special Olympics and Kid Care...enjoys playing golf and fishing...set state HS record with 415-lb bench press...earned All-America honors in football and lettered in basketball and weightlifting at Lakeland High School in his hometown and birthplace of Lakeland, FL.

**DAVID WILLIAMS' STATISTICS**

		GP/S
1989	Houston	14/0
1990	Houston	15/9
1991	Houston	16/16
1992	Houston	16/16
1993	Houston	15/15
1994	Houston	16/16
1995	Houston	10/9
1996	Jets	14/14

---

**TOTALS** 116/95

**POSTSEASON**

		GP/S
1990	Houston	1/1
1991	Houston	2/2
1992	Houston	1/1
1993	Houston	1/1

---

**TOTALS** 5/5


# 1997 DRAFT PICKS

R	NAME	POS	HT	WT	COLLEGE
1	James Farrior	LB	6-2	240	Virginia
2	Rick Terry	DT	6-4	302	North Carolina
3	Dedric Ward	WR-KR	5-9	180	Northern Iowa
4a	Terry Day	DE	6-4	280	Mississippi State
4b	Leon Johnson	RB-KR	6-0	215	North Carolina
5a	Lamont Burns	G	6-4	300	East Carolina
5b	Raymond Austin	CB-S	5-11	190	Tennessee
6a	Tim Scharf	LB	6-1	244	Northwestern
6b	Chuck Clements	QB	6-3	214	Houston
7a	Steve Rosga	S	6-1	215	Colorado
7b	Jason Ferguson	DT	6-3	300	Georgia

## TRADES

1. From Tampa Bay through St. Louis. Jets traded #1 choice in 1st round to St. Louis for St. Louis' 1st round (#6), 3rd round (#67), 4th round (#107) and 7th round (#207). The Jets then traded #6 choice in 1st round to Tampa Bay for Tampa Bay's 1st round (#8) and 4th round (#104).
3. From Denver through St. Louis. Jets traded 3rd round choice (#67) from St. Louis to Denver for Denver's 4th round (#88), 6th round (#191) and 7th round (#229).
- 4a. From St. Louis
- 4b. From Tampa Bay
- 5b. From Miami for DT James Brown in 1996 trade.
- 6b. From Denver
- 7b. From Denver

\*In compensation for signing head coach Bill Parcells, Jets sent 3rd round choice (#61) and 4th round choice (#97) to New England.



**RAYMOND  
AUSTIN**

**36**

CB-S 5-11 190

12/21/74

Tennessee

Draft 5b, 1997

**COLLEGE:** Acquired with the 145th overall pick in the 1997 draft, a pick the Jets obtained from the Miami Dolphins in a 1996 exchange for T James Brown...was the 27th DB selected overall...a versatile DB who is able to play both CB and S...an aggressive tackler and an aware defender in zone coverages...**1996:** elected a team captain prior to the season...earned All-SEC 1st-team selection...started every game at LCB and recorded 53 tackles (33 solo) and was credited by the Vols' coaching staff with making 22 "big plays"...had 9 PD, 4 INT for 54 yards and 1 TD...also had 2 FF and a FR...had 5 tackles (4 solo), 2 tackles for losses and a FR vs. UNLV...made 6 tackles (5 solo), a FF, had a PD and recorded an INT with a 31-yard return vs. Georgia...had 10 tackles, an INT and 3 PD vs. Alabama...had a big game vs. Kentucky when he had 6 solo stops, 2 PD and an INT that he returned 26 yards for a TD...**1995:** started every game at SS and finished 3rd on the team in tackles with 77 (52 solo)...had 4 PD and 3 INT, 1 sack, 1 FR and 1 FF...also blocked a pair of kicks...opened the season with 10 tackles (9 solo) and 2 PD vs. East Carolina...had 11 tackles (7 solo), a PD and picked up a Danny Wuerffel fumble and returned it 46 yards for a TD vs. Florida...had 7 tackles (4 solo) and an INT vs. Oklahoma State...recorded 6 tackles (5 solo), a sack, an INT and a blocked punt vs. Southern Mississippi...blocked a FG and had 9 solo tackles vs. Kentucky...had 7

## AUSTIN (continued)


tackles, 2 PD and an INT vs. Ohio State in the Citrus Bowl...**1994**: played in 9 games (started the 1st 7 at SS) and finished 5th on the team with 50 tackles (40 solo)...also had a sack, 2 tackles for losses, 2 FR and a FF...had 7 tackles (5 solo) caused and recovered a fumble vs. Georgia also had 7 tackles vs. Florida...had a pair of tackles in the vs. Virginia Tech in the Gator Bowl...**1993**: made the All-SEC Freshman team picked by the *Knoxville News-Sentinel*...played every game both SS and FS and finished 5th on the team in tackles with 51 (38 solo)...had 6 tackles, a tackle for a loss, and a forced fumble vs. Alabama...earned his 1st career start at SS vs. Penn State in the Citrus Bowl and posted 6 tackles (5 solo) and took home Defensive MVP honors.

**PERSONAL**: Single...psychology major...earned Super Prep All-America honors and was rated 1 of the top 5 safety prospects in the country during his senior year at Eisenhower HS in Lawton, OK...was all-state and 3 time all-district choice in football...started 3 years at FS and the final 2 years at WR...his sophomore year, his team posted a 14-0 record and the *USA Today* national title...also was a standout track performer and holds the school record in the 300-meter hurdles (36.9), also ran the 110 meter high hurdles...lists his 1st win over Alabama in 1995 as his most memorable moment in athletics...attended the same high school his freshman year (Leilehua (HI) HS) that Jets RB Adrian Murrell attended...and like Murrell, is also the son of a career U.S. Army man...boyhood idol was former Jets S Ronnie Lott...was born in Greensboro, NC.

<b>LAMONT BURNS</b>	<b>63</b>	
G      6-4      300	3/16/74	
East Carolina		
Draft 5a, 1997		

**COLLEGE**: A 4-year player who saw action in 38 games for the Pirates...started the last 2 seasons at guard...in last 3 years, ECU averaged 8 victories per season, including bowl appearances in 1994 and 1995...came to ECU as a defensive lineman and was switched to the O-line for the '94 season...**1996**: started all 11 games for the 8-3 Pirates at right guard...opened holes all year long for fullback Scott Harley, who amassed the 3rd most rushing yards in NCAA behind Troy Davis and Byron Hanspard...was instrumental in Harley's 351-yard gem vs. N.C. State and his 291-yard blockbuster at South Carolina...named ECU's most valuable offensive blocker...**1995**: started all 12 games at right guard, the only returning Pirate O-lineman to start every game at the same position...helped ECU roll up 396.1 yards per game...provided excellent protection for the nation's 22nd ranked passing offense...named most improved offensive player...**1994**: saw action at guard against Cincinnati, Auburn, Memphis and Illinois in a reserve role...**1993**: played in all 11 games, starting 3, at defensive end...recorded 17 tackles (9 solo) and 1½ sacks...had standout game vs. Memphis with 7 tackles, 1 sack, and 1 tackle for loss...**1992**: redshirted...honored with Outstanding Defensive Scout Team Player award.

**PERSONAL**: B.A. in communications...on ECU's Football Academic Leadership Team...remembers 50-29 win over N.C. State as best collegiate game...daughter Dyion, 4...youngest of 5 children of Willie and Dorothy Burns...a member of National Honor Society at Page H.S. in hometown of Greensboro, NC...nicknamed "Dirtbag"...interests include internet use, video games, reading and telling jokes...his grandmother ran a New York newsstand for 25 years.



**CHUCK  
CLEMENTS**

**7**

QB 6-3 214

9/29/73

Houston

Draft 6b, 1997

**COLLEGE:** Acquired by the Jets with the 191st overall selection in the 1997 draft (6th QB selected) in a pick the Jets obtained from the Denver Broncos in exchange for the Jets' 3rd round pick (#67 for #88, #191, #229)...a classic pocket passer with good size who can throw the long ball and has a soft, short touch on intermediate routes...reads defenses well and can throw on the move...ranks 3rd on Houston's all-time career throwing yardage list with 7,112 yards...ranks 2nd among pass completions...also had 43 TD passes...**1996:** 1st team all-Conference USA selection...led the league in total offense and passing...in 11 games played was 354-223-2417-.630 comp. pct.-21 TD-13 INT with a long of 55 yards...led Houston to 4 wins on its final possession, with overtime wins vs. Pitt and Southern Mississippi, and with late (less than 2 minutes) game-winning drives vs. Southwestern Louisiana and Tulane...passed the 300-yard mark twice, and also had games of 297 and 296 yards...threw a career high 4 TD passes vs. Pitt and Memphis...ranked 14th in Southwest Conference history in career pass completions and pass attempts (the SWC disbanded following Clements' junior season)...gained 321 yards on 26 of 36 attempts with 3 TD vs. Sam Houston State...was 20 of 29 for 297 and a pair of TD in a 56-49 overtime win over Southern Mississippi State...gained 217 yards on 14 of 28 passing vs. Syracuse in the Liberty Bowl...**1995:** all-SWC 2nd-team choice...led the conference with an avg. of 235.0 yards per game in total offense...completed 245 of 437 passes (56.1 %) for 2641 yards (5th best season total in school history) and 15 TD...was 35 of 48 for 401 yards and 3 TD, including scoring strikes of 33 and 25 yards vs. Texas Christian...closed out the season by going 25-37-277-2 TD, including a 43-yard TD pass with 1:19 left in a come from behind 18-17 win over Rice...**1994:** started the 1st 4 games of the season and the season finale, finishing 91 of 162 (56.2%) for 838 yards and 3 TD...missed most of the season with a broken hand suffered in the 4th game against Ohio State...his best game of the season was a 23-38-304 yard outing vs. Kansas...**1993:** appeared in 9 games, starting vs. Michigan, Texas and Cincinnati...completed 124 of 239 passes (51.9%) for 1216 yards and 4 TD...in his 1st career start, he responded with 276 yards and a pair of scores on 25 of 40 attempts vs. Michigan...hit on 22 of 39 passes for 234 yards and a 46-yard TD vs. Texas...gained 323 yards on 36 of 66 passes vs. Cincy...**1992:** redshirted as a freshman.

**PERSONAL:** Single...sociology major...brother, Steve, played QB at Brigham Young and served primarily as Heisman Trophy winner Ty Detmer's backup...father, Joe, was his high school coach at Huntsville (TX) HS and a former Texas QB...earned *Super Prep* and *Blue Chip Illustrated* all-America honors and added all-Greater Houston Class 5A honors...was rated among the state's top 100 prep players...led the team to the Texas state playoffs as he completed 169 of 296 passes (57.1%) for 2519 yards and 19 TD as a senior...threw for 2919 yards and 29 TD on 200 of 362 attempts as a junior to earn all-state honors as a junior...also played basketball, baseball and track in high school...hobbies include playing golf and watching movies...lists starting his 1st college game at Michigan as his greatest athletic thrill...born in Kingsville, TX.

**TERRY  
DAY**

DE 6-4 280

Mississippi St.

Draft 4a, 1997

**78**

9/18/74



**COLLEGE:** The Jets' 1st draft selection in the 4th round in a pick obtained from St. Louis for the rights of the 1st overall draft pick...was the 102nd pick overall, 10th DE...a quick, powerful DE with pass-rush skills and the ability to string out running plays due to his speed...**1996:** was slowed for much of the season with a sprained knee...played in 8 games at RDT and recorded 29 tackles (13 solo), 4 PD and 2 tackles for losses...opened the season with 8 tackles and a PD vs. Memphis...had 4 tackles and a PD vs. Auburn...had a good game vs. Alabama with 6 tackles (3 solo)...finished his college career with 5 tackles and 2 PD in a shutout of rival Ole Miss...**1995:** played every game for the Bulldogs at LDE and finished with 38 tackles (18 solo), 2.5 sacks and a tackle for a loss...had 4 tackles (2 solo) and a tackle for a loss vs. LSU...made his first start vs. Baylor and posted a pair of tackles...had 3 tackles vs. Tennessee and Northeast Louisiana...had 4 tackles vs. Auburn...vs. South Carolina came up with a season-high 8 tackles, 1 sack and a PD, as well as forcing QB Steve Tanyehill into throwing an INT...had 4 tackles, a PD and a tackle for a loss vs. Arkansas...had 4 tackles and a sack vs. Alabama...closed out the season with 3 tackles and a pressure vs. Mississippi...excelled on the Bulldogs' indoor and outdoor track teams competing in the shot put (53' 5½" indoors, 52' 4½" outdoors) and the discus (146' 4")...**1993-94:** Holmes (MS) Community College and as a result was rated one of the nation's top 5 JuCo players following the 1994 by *National Bluechips Magazine*...twice named to Mississippi's junior college all-state team...in 1994 he posted 53 tackles, 8 sacks and 15 stops behind the line of scrimmage, 3 FF and 2 FR, as well as a blocked kick.

**PERSONAL:** Single...fitness management major...earned all-America and all-state honors as a senior at Williams-Sullivan (MS) H.S. in his hometown of Pickens...recorded 156 tackles his senior year...lettered 4 times in football, track and basketball...earned all-America honors in the shot put, winning the state title 3 times and the Mississippi Meet of Champions twice in the event...born in Pickens, MS.

**JAMES  
FARRIOR**

LB 6-2 240

Virginia

Draft 1, 1997

**58**

1/6/75



**COLLEGE:** The 8th overall player selected in the 1997 Draft (1st LB)...Bill Parcels traded the Jets 1st round pick, which was the 1st overall choice to St. Louis and acquired 3 more draft picks and then switched places, taking the Rams' 6th spot...Parcels then switched places with Tampa Bay and acquired the Bucs' 8th overall pick plus the 4th-round draft pick before selecting Farrisior...a versatile OLB who is proficient in all aspects of the game: rushing the passer,

## FARRIOR (continued)

playing the run and dropping into coverage...the 1st LB selected in the 1997 draft...ranks 3rd on Virginia's all-time tackle chart with 381 tackles (behind Jamie Sharper's 435 tackles and Charles McDaniels 432 stops)...a 3-year starter and 4-year letterman for the Cavaliers...**1996:** All-ACC 1st-team selection...had 107 TT (76 solo), 6.5 sacks, 13 tackles for losses, 7 PD and 2 INT...started every game at LOLB...had 10 tackles (7 solo), a sack, a FF and a 55-yard INT for a TD in win over Central Michigan...had 9 tackles (8 solo) and a sack vs. Maryland...had a sack and a FF in blowout win over Wake Forest...had 9 tackles and a 15-yard INT return vs. Texas...had 10 tackles (9 solo) and a sack vs. Georgia Tech...his key block on special teams sprung Tiki Barber on a 74-yard TD punt return vs. N.C. State...had 10 tackles vs. Clemson...had 18 tackles (13 solo), 3 tackles for a loss and 3 passes defended in a win over UNC...had a FR vs. Virginia Tech and had 9 tackles and a sack vs. Miami in the Carquest Bowl...**1995:** was All-ACC 2nd-team selection...started every game at LOLB and lead the team in tackles with 122 tackles (72 solo)...his 122 stops rank 6th on the school's season-record list...also had ½ a sack and 6 tackles for losses, 9 PD and 1 INT...the 9 PD were the most for an ACC LB since 1979...had 12 tackles (8 solo), 1 tackle for a loss and a PD vs. Michigan...had 10 tackles, a PD and a FR that set up a Virginia TD vs. Georgia Tech...had 13 tackles (10 solo), 2 tackles for a loss vs. Wake Forest...had 12 tackles (7 solo), ½ a sack, 2 tackles for losses and a PD vs. UNC...blocked a punt that set up a FG, had 10 tackles (6 solo) and also picked off a Danny Kanell pass vs. Florida State...collected 15 tackles, 2 tackles for losses and a blocked punt which set up a Virginia score vs. Georgia in the Peach Bowl...**1994:** An All-ACC honorable mention...started every game at LOLB...finished 2nd on the team with 100 tackles (66 solo)...also had a sack and 4 tackles for losses, a blocked a punt and 6 PD and 4 INT...had 7 tackles (5 solo) vs. Florida State...was involved in 12 tackles (8 solo) and a sack vs. Navy...had 6 hits (4 solo) and returned his first college INT 21 yards vs. William and Mary...also had a 36 yard INT vs. Wake Forest...had 12 hits (9 solo) and 2 PD and an INT that he returned for 35 yards, setting up a Virginia score...had 9 tackles (7 solo), a PD, a 19-yard INT return and a blocked punt which he returned 18 yards vs. Maryland...had 3 tackles (2 solo) vs. TCU in the Independence Bowl...**1993:** played in 10 games as a freshman and had 52 tackles (38 solos) and 1 tackle for a loss...finished 7th on the team in tackles, despite not starting any games...his 1st career tackle came vs. Maryland...earned ACC Rookie of the Week honors when he came off the bench to make 18 tackles (10 solo), including 1 tackle for a loss vs. Ohio...had 7 tackles (6 solo) and recovered a fumble vs. Boston College in the Carquest Bowl.

**PERSONAL:** Single...psychology major...was a Parade All-America selection and named Virginia's Group AA Co-Offensive Player of the year as a senior at Matoaca H.S. in his hometown of Ettrick, VA...1st-team all-district selection as a LB and RB...also earned all-metro and all-state honors...was the *Richmond Times-Dispatch's* Co-Player of the Year after making 78 tackles, 11 sacks, 5 blocked kicks, 4 FR, 2 INT on defense, while adding 105-1006-9.6 avg.-22 TD rushing and 19-340-17.9-4 TD receiving as a senior...earned all-metro, district and region honors as a junior when he was 110-872-8.7-10 TD rushing, 23-563-24.5 avg.-6 TD receiving while registering 86 tackles with 3 INT, 3 sacks, and 2 blocked kicks as a junior...lettered 3 times in football, track and wrestling...1 of 3 children of Rebecca and James Farring...nicknamed "Potsie" by his mother because he had a pot-belly as a youngster and because of the popularity of the sit-com "Happy Days"...born in Ettrick, VA.

**JASON**

**FERGUSON 72**

DT 6-3 300

Georgia

Draft 7b, 1997



**COLLEGE:** Acquired by the Jets with their 2nd pick in the 7th round (#229) in a selection that was obtained in a trade with the Denver Broncos in exchange for the Jets' 3rd round pick (#67 for #88, #191 and #229)...was the 18th DT selected in the 1997 draft...an effective run-stuffer with impressive initial quickness...does a good job of shedding blockers with his arms and making plays...has a long reach...**1996:** 1st team all-SEC pick by *The Football News*...started every game at DT and recorded 81 tackles (48 solo) with 5 tackles for losses...also led the team with 9 sacks, the 9th best in Georgia team history...had 6 tackles and a sack vs. South Carolina... had 10 tackles vs. Mississippi State...had 6 tackles (4 solo) with a PD and a sack vs. Tennessee... had 8 tackles (4 solo), a tackle for a loss and a PD in a 56-49 quadruple overtime win over Auburn...**1995:** started every game except for one at DT...had 69 tackles (24 solo), 2 sacks and 5 tackles for losses...had 11 tackles (5 solo) vs. Tennessee and a 9 tackle game (5 solo) vs. Mississippi...posted 6 tackles and scored on a fumble recovery vs. Virginia in the Peach Bowl...**1994:** made 88 tackles (60 solo), 2.5 sacks as a NG...earned all-America 2nd-team all-JuCo selection...all-area and all-state pick for the 2nd straight year...**1993:** a 2-year standout at Itawamba (MS) Junior College...earned all-state, all-area and honorable mention all-America honors as a freshman.

**PERSONAL:** Single...child and family development major...a 2-time all-North Mississippi selection, adding all-district honors 3 times at Nettleton (MS) HS...recorded 117 tackles with 11 sacks, 15 FF and 2 INT as a DT his senior year...also was the center on his basketball team and participated in track (shot put)...nicknamed "Big J"...is a cousin of former Jets WR Terance Mathis, currently with ATL...born and raised in Nettleton, MS.

**LEON**

**JOHNSON 32**

RB-KR 6-0 215 7/13/74

North Carolina

Draft 4b, 1997



**COLLEGE:** A complete running back with a wide array of skills that range from the ability to make defenders miss to the power to break tackles and the soft hands required of a dependable receiver out of the backfield...one of the premier all-around backs in all of college football...the only player in ACC history to be in the top 5 in career all-purpose yards, scoring, TD and top 10 in rushing and receptions...all-time ACC leader in career all-purpose yards with 5,828...UNC's all-time leading scorer and TD maker with 306 points and 50 TD...finished one TD shy of all-time ACC record (Ted Brown of N.C. St.)...only the 4th player in UNC history to lead the team in rushing & receiving in the same season...his 151 receptions shattered the Tar Heel record for a RB, topping Natrone Means' 61 (1990-92)...finished 3rd in Heels' annals in rushing yards with 3693, behind

## JOHNSON (continued)

Amos Lawrence (4391) and Mike Voight (3971)...15 career 100-yard games...**1996:** selected Heels' Most Valuable Offensive Player for 2nd straight year...1st team All-ACC as a specialist and 2nd-team All-ACC as a RB...averaged 166.5 yards per game, the 7th highest in ACC history...had 10 rushing TD, a 94-yard KOR at Wake Forest and 1 on a 39-yard punt return vs. N.C. State...was 1 of 15 semifinalists for National Offensive Player of the Year by *Football News*...had more than 200 all-purpose yards in 4 of the last 7 games including a career-high 265 all-purpose yards at Duke in a 27-10 win...had 233 all-purpose yards vs. N.C. State, including 39 on his 2nd career punt return for a TD...in that same game, he rushed for 90 yards and a season-high 3 TD, giving him 4 TD in a game for the 2nd time in his career...**1995:** voted the Heels' Offensive MVP...1st player in 24 years to lead the team in rushing and receiving in same year...5th in ACC in rushing (87.6 ypg) and 5th in league in receiving (4.9) and only player in conference to finish in Top 10 in both categories...honorable mention All-ACC selection...had 10 or more catches in 3 games, including school record 11-87 vs. Duke...finished 3rd in ACC in all-purpose yards behind Tiki Barber and Warrick Dunn...finished the season 225-963-12 TD rushing and 54-408 receiving...also completed 3 of 4 passes for 90 yards and a TD...topped the 100-yard mark twice, with 167 yards vs. Wake Forest and 139 against N.C. State...set school records for a Bowl game with 29-195 rushing vs. Arkansas in the Carquest Bowl, a 20-10 win...**1994:** 2nd team all-ACC selection...voted the Heels' Most Outstanding Offensive Back...let the team and finished 4th in the league in rushing with 151-805 an avg. of 5.3 yards per carry...went over the 100-yard rushing mark 3 times, all UNC wins...suffered a hip-pointer injury early in the season which hampered for the 1st half of the campaign...over the final seven contests (all ACC games) compiled 621 yards, an avg. of 88.7 per game...for the season had 10 TD — 7 rushing, 2 receiving, and 1 punt return...was 3rd on the team in receptions with 29-266, tying his own record for receptions by a UNC RB...led the way in punt return yards (13-199-15.3 avg.)...returned the 1st punt vs. SMU 88 yards for a TD, the 2nd longest in school history...finished 2nd in the ACC in all-purpose yards with 1359...was the ACC Offensive Back of the Week for performance in win over Georgia Tech...rushed 22 times for 110 yards and 2 TD, including the game-winner — a 1-yard plunge with 2:27 to play...had his best game in a 31-17 defeat of N.C. State when he rushed for 133 yards and a TD, and caught 5 passes for 46 yards and two TDs...**1993:** selected the Heels' Most Outstanding Freshman and the ACC's Rookie of the Year after one of the most impressive 1st seasons in ACC history...2nd team All-ACC...also recognized by *Football News* as a Freshman All-America...just the 2nd Tar Heel and 4th ACC player to rush for over 1,000 yards in his freshman year...led the conference in scoring with 100 points, breaking the ACC freshman record by 16 points...had 5 100-yard rushing games...set an ACC freshman record with 26 points against Duke...had 179-1012-14 TD rushing with a 5.7 avg. yards per carry...had 2 TD by reception for a total of 16, the most by a Tar Heel since Kelvin Bryant had 18 in 1981...had at least 1 TD in 8 different games...his 29-233-2 TD receiving was good for 2nd on the team...both receiving TD were long runs on screen passes...made his collegiate debut with 10-94-1 TD rushing and 4-35 receiving at the Disneyland Pigskin Classic vs. Southern Cal...in the season finale he needed 130 yards to achieve 1,000 but had only 27 at the half...in the 3rd quarter, he broke off consecutive runs of 37, 10, 10, and 12 yards to put himself in position to achieve the milestone...**1992:** was red-shirted...played QB with the scout team and began taking snaps at RB prior to the Peach Bowl.

**PERSONAL:** Excels in virtually every sport...aptly nicknamed "The Natural"...majored in physical education...an option QB at Freedom HS in Morganton, NC...named to the *Greensboro News & Record* All-State team on defense...played in the East-West All-Star

**JOHNSON** (continued)

game and, though never playing WR before, caught five passes...lettered 3 times in basketball, baseball and track...set a 4-A record in the long jump at the state track meet in 1992 with a leap of 24' 7"...also won state long jump title in 1991...an active speaker on education to youths at middle schools in North Carolina...born William Leon Johnson.

**STEVE  
ROSGA**

**48**

S 6-1 215

7/10/74

Colorado

Draft 7a, 1997



**COLLEGE:** Enjoyed a fine 4-year career with the Buffaloes, playing in 40 games, with 304 tackles, 19 passes defended and 11 interceptions...**1996:** started all 11 games, earning 2nd team All-America honors from *The Sporting News* and 3rd team recognition from the Associated Press and *Football News*...1st team All-Big 12 and a 2-time conference defensive player of the week...was directly responsible for thwarting 20 opponent drives, with 5 interceptions, 2 fumble recoveries, 4 4th down stops and 9 3rd down stops that led to punts...a semifinalist for the Thorpe Award, given to the nation's top defensive back...finished the season 3rd on the team in tackles with 122, the 2nd most by a defensive back in school history...had a record-tying 100-yard interception return for a TD vs. Oklahoma St., a game in which he also piled up 19 tackles (14 solo)...posted 8 games with 11 or more stops, including 13 and 12 vs. powers Nebraska and Texas A&M...also broke up 5 passes against the Aggies...played 731 snaps, the most on defense and the 3rd most on the team...**1995:** started all 11 regular season games and the Cotton Bowl vs. Oregon at free safety...earned honorable mention All-Big 8 from the Associated Press and league coaches...second on the squad with 104 tackles...played the most snaps on defense (719), had 2 interceptions and 6 passes defended...took over punt return duties in the 3rd game and tallied a 10.1 avg. which was good for 3rd in the conference...Big 8 Defensive Player of the Week for performance vs. Wisconsin when he tallied 11 tackles, an interception and a fumble recovery returned 75 yards for a TD...**1994:** started all 12 games including the Fiesta Bowl...led the team in interceptions with 4 while finishing 5th in tackles with 74 (first among DBs)...2nd team All-Big 8 selection...had big games vs. Michigan (14 tackles) and Texas (7 tackles, 2 passes defended, 1 INT)...**1993:** Redshirted...**1992:** played in 11 games, including the Fiesta Bowl, in earning a letter as a true freshman...saw his most extensive action in Missouri game (55 snaps), making 4 tackles and recovering a fumble.

**PERSONAL:** Communications major...also a standout baseball player, drafted by the Minnesota Twins in 1992...1st team All-State, All-Metro and All-League honors as a senior at Cretin-Derham Hall H.S. in Roseville, MN where he was also named St. Paul High School Athlete of the Year by the Downtown Lions' Club for his accomplishments in football, basketball and baseball...his junior and senior seasons, his team went 11-1 and 10-2, winning the league title and going to the state semifinals each seasons...All-State guard in basketball and an All-State shortstop in baseball, batting over .400 as a junior and senior...3.9 GPA in high school...a 4-year member of his high school honor roll and an academic All-Stater...older brother Jeff was Academic All-American safety at Minnesota and younger brother Tim a sophomore safety at Wisconsin...hobbies include fishing and golf...born in St. Paul, MN.



**TIM  
SCHARF**

**51**

LB 6-1 244

3/20/75

Northwestern

Draft 6a, 1997

**COLLEGE:** A 4-year regular on the Wildcat team that returned to national prominence, playing in 43 games (13 starts), with 130 tackles and 2 sacks...**1996:** was one of the Wildcats' emotional leaders on the field...enjoyed a fine senior season, playing in all 12 games...made 66 stops (39 solo) and picked off 1 pass...**1995:** played in all 12 games, starting the first 3...recorded 63 tackles (40 solo) and 2 sacks, both at Minnesota...had 5 tackles in Rose Bowl vs. Southern Cal and forced a fumble that led to a score...**1994:** appeared in 9 contest as a sophomore and was credited with 13 tackles (8 solo)...**1993:** one of only 6 true freshmen to earn a varsity letter...saw action in all 11 games, registering 13 tackles and 1 forced fumble...best game came vs. Indiana with 4 tackles...

**PERSONAL:** B.A. in political science...*USA TODAY* All-America honorable mention at Boylan Central Catholic HS in Rockford, IL...*Chicago Tribune* all-state honors...All-conference pick as a junior and senior...had more than 100 tackles as a senior while rushing for 1037 yards and 22 TD as a fullback...honor roll each semester in high school...remembers the 1996 Rose Bowl as the highlight of his career...hobbies include playing basketball and golf...father Dan is a corporate pilot, mother Joanne is a teacher.



**RICK  
TERRY**

**94**

DT 6-4 302

4/5/74

North Carolina

Draft 2, 1997

**COLLEGE:** A powerful inside lineman who holds his ground against the run and possesses explosive pass rushing ability...widely regarded as one of the finest defensive tackle prospects in the draft...has good speed for a big man...finished his 42-game (20 starts) college career with 127 tackles (75 solo) 13 sacks and 54 pressures...**1996:** 3rd-team All-America and 1st-team All-ACC selection...recorded 47 tackles (32 solo) with 3 sacks for the Tar Heels...a very disruptive force against quarterbacks with 30 pressures that resulted in 5 interceptions, 2 fumbles and 11 incompletions...helped the Tar Heels finish 3rd in the nation in run defense, allowing only 73.9 yards per game...had at least 2 tackles for losses in 6 games (Syracuse, Georgia Tech, Florida State, Wake Forest, Houston and Louisville)...had productive games against Georgia Tech and Louisville when he made 7 tackles in each contest...had strong performance against Syracuse, with 2 stops behind the line of scrimmage and 6 pressures—2 of which forced Orange QB Donovan McNabb into interceptions, a 27-10 win in which he earned ACC Defensive Player of the Week honors...followed that game with a stellar outing versus Georgia Tech (a 16-0 shutout) in which he had 7 tackles (6 solo), 3 pressures, 3 stops for losses and a 14-yard sack...enjoyed solid performance in Gator Bowl win over West Virginia...**1995:** Started 10 of 11 regular season games and the Carquest Bowl...led the Heels in sacks with 8, the most for a UNC player since the stat was first kept in 1978...only Lawrence Taylor, William Fuller and Marcus Jones ever had more sacks in one season...tallied 44 tackles, including 12 for losses (10th in ACC in minus yardage

**TERRY** (continued)

tackles)...recorded 5 tackles, a sack and a pressure in the Carquest Bowl (a 20-10 win over Arkansas)...had 3 multiple sack games...recipient of team award for most outstanding offseason weightlifter prior to the 1995 season...**1994**: played in all 11 regular season games making 19 tackles (12 solo) ...appeared in the Sun Bowl (a 35-31 loss to Texas) where he saw action on a season-high 51 snaps...**1993**: played in 6 games making 5 tackles...red-shirted in 1992.

**PERSONAL**: single...daughter Jasmine, 5...communications studies major...says highlight of athletic career was entire 10-2 senior season at UNC...3-time all-county and 2-time all-conference selection as a DL at Lexington High in hometown of Lexington, NC...as a high school senior had 70 tackles, 6 sacks and 7 blocked kicks — 3 FGs 3 PAT and 2 punts...competed in the shot put and discus...full name Richard Ross Terry, Jr.

**DEDRIC**

**WARD**


**89**

WR-KR 5-9 180

9/29/74

Northern Iowa

Draft 3, 1997



**COLLEGE**: Drafted by the Jets in a pick obtained in a trade with the Denver Broncos through the St. Louis Rams (Jets traded #67 pick to DEN for #88, #191 and #229)...a dangerous kickoff and punt return specialist who has excellent speed (clocked at 4.48 in the 40-yard dash)...the 88th player selected overall, the 8th WR...set 5 school records at UNI (career passes caught: 176; most yards receiving in a game: 247 vs. Illinois State (1996); most yards receiving 1,169, career reception yards 3,876, and career TD reception: 41...also holds 4 Gateway Conference records (career receptions: 176; receiving yards: 3,876; TD receptions, season: 14; TD receptions, career: 41)...is the only player in his conference's history to have 3 1,000 yard in a career...**1996**: ranked 4th in the country with 1-6.3 yards per game receiving...named co-captain of the team by his teammates...a consensus NCAA I-AA all-America selection...the Gateway Conference Offensive Player of the Year and team MVP...was 70-1556-22.2 avg.-17 TD-93 long receiving...15-166-11.1 avg.-2 TD-46 long on PR...2-54-27.0-0-45 long on KOR...played in the Hula Bowl...his best receiving game was a 247-yard, 3 TD outing vs. Illinois St. that set school records...also had a 11-245-3 TD game in win over William and Mary...**1995**: team MVP...Gateway Conference Player of the Year and Gateway Conference Offensive Player of the Year...earned consensus NCAA I-AA conference honors...was 50-1283-25.7 avg.-15 TD-96 long receiving...had a streak of 7 straight receptions that went for a TD...was 9-41-4.6-23 long on PR...and 1-0 on KOR...**1994**: earned 1st team all-Gateway Conference honors as a sophomore...was 60-1083-18.1 avg.-9 TD-63 long receiving...8-75-9.4-0 TD-35 long on PR...was 6-115-2 TD vs. Southern Illinois...**1993**: saw limited action as a freshman and was 28-617-22.0-9 TD-90 long receiving...1-(-5)-(-5 avg.) on PR and 6-117-19.5 avg. 22 long on KOR.

**PERSONAL**: Single...degree in psychology...would like to pursue a career in clinical psychology when his football career concludes...ran track at UNI and placed 3rd in the conference in the 55 meter with a time of 6.33 at Gateway Conference indoor championships...earned 3 varsity letters in football and 2 in basketball at Washington (IA) HS in his hometown of Cedar Rapids...was named the Mississippi Valley Player of the Year following his senior season by *The Des Moines Register*...born in Cedar Rapids.

## FIRST-YEAR AND ROOKIE FREE AGENTS



**PAT**

**AUGAFA**

**67**

C 6-2 312 11/12/73

Iowa State

Free Agent, 1997

**PRONOUNCED:** ah-NAW-fah

**COLLEGE:** A strong lineman with a large frame and powerful legs...**1996:** 1st team All-Big 12 pick by *The Gridiron Report*...helped produce one of the nation's best running attacks that averaged 237.7 yards a game...was part of the line that opened holes for the NCAA's top rusher and Heisman Trophy candidate Troy Davis...his 2 years as a Cyclone coincided with 2 two years Davis set an NCAA record consecutive years with over 2,000 yards rushing...had big game vs. Wyoming as ISU tallied 474 yards of offense...**1995:** Big 8 Conference Newcomer of the Year...recipient of Cyclones' award for the team's top newcomer...tallied 90 knockdowns of defenders as ISU racked up 228.5 yards rushing per game, 5th best in school history...started the first 4 games at right guard before moving to center...knocked Ohio University defenders down 6 times as Davis and the Cyclone running attack ran up 303 yards on the ground.

**PERSONAL:** A 2-year starter at Ricks (ID) Junior College...team posted a 21-1 record during his career...contributor to an offense that gained over 5000 yards while winning 2nd straight Western States Football League title in 1994...majored in sociology at ISU... wife, Kiki and son Jeremy, 2...born in Kahuku, HI...teammate of Jets' free agent running back Todd Doxson.



**MARK**

**BOLACH**

**49**

TE 6-6 260 10/7/74

Michigan

Free Agent, 1997


**COLLEGE:** A huge target on pass plays who has played all positions on the offensive line as well as handling long snapping duties...**1996:** saw action in all 12 Wolverine games...used primarily as a long snapper...made his debut at tight end at Colorado...**1995:** UM's long snapper...saw action as a reserve offensive tackle...helped create the fumble on punt vs. Purdue that set up field goal in 5-0 win...**1994:** played in every game as a long snapper while seeing time at left tackle in 3 games...made 4 tackles on special teams...**1993:** handled long snapping duties in 11 games...made collegiate game debut vs. Washington St...**1992:** made switch from the defensive line to offense but did not see any game action.

**PERSONAL:** Enrolled in division of kinesiology, majoring in sports management and communication...led Muskegon Catholic Central H.S. to 2 straight Class C championships...hometown Muskegon, MI...recognized by *The Associated Press* with All-State honors...tallied over 90 tackles as a defensive tackle as a senior in high school...caught 5 passes for 87 yards as a tight end at Muskegon...played on his school's basketball and baseball teams.

**DUANE  
BUTLER**

**37**

S 6-1 210 11/29/73  
Illinois St.  
Free Agent, 1997



**COLLEGE:** A strong and speedy safety who is a formidable run stopper and one of the premier tacklers in school history...finished career with 332 tackles in 3 seasons at ISU — 5th on the school's list...a 3-time All-Conference performer...**1996:** 1st team All-Gateway Conference...piled up 126 tackles (86 solo) during a standout senior season in which he ranked 1st in the conference...also made 2 sacks and broke up 4 passes... registered double digits in tackles in 9 of 11 games...season-high 16 stops vs. Youngstown St...**1995:** garnered 1st team All-Gateway Conference honors following a 98-tackle (50 solo) 9 passed defended season...had 3 pass breakups in 31-29 win over #11 No. Iowa... forced 3 fumbles and recovered 1...had 18 stops at Eastern Illinois...17 stops in 20-17 OT win at SW Missouri St...**1994:** the team's Defensive MVP...his 108 tackles (73 solo) represented the 1st time an ISU DB led the team...tied for 2nd in the conference with 4 interceptions including 2 vs. Central Florida...1st team All-Gateway Conference...transferred from Eastern Michigan in August of 1994...**1993:** played in all 11 games at Eastern Michigan and was credited with 9 tackles and a fumble recovery.

**PERSONAL:** Majored in applied computer science...bench presses over 375 pounds...lettered in football 3 times as well as track and basketball at Madison H.S. in Trotwood, OH...was 2nd team All-State in football...enjoys gymnastics and competed in club gymnastics as a child.

**JOE  
DOUGLASS**

**16**

WR-KR 5-11 187 1/21/74  
Montana  
Free Agent, 1997



**COLLEGE:** A deep threat who compiled prolific numbers in 2 seasons with the Grizzlies...finished 4th on UM's career receiving yards list, with 2301, and 6th on its scoring list, with 174 points—amassed in just 2 years of play...**1996:** named a 1st team All-America by *The Associated Press*, *The Sports Network* and the *American Football Coaches Association* following a phenomenal season of 82 catches for 1469 yards and 18 touchdowns...his 82 receptions were a UM record...18 TD represents the 3rd most in NCAA Division I-AA history...set a Montana single-game record with 14-279-4 TD in a win at Eastern Washington, scoring the game-winning TD...also had 14 receptions vs. Montana St...scored a school record 116 points as a senior and was the Grizzlies' co-MVP...set a Division I-AA playoff record with 41 receptions...**1995:** led the team with 63 receptions, good for 10th in the nation...also among the leaders (23rd in Division I-AA) in punt returns with a 10.7 average...1st team All-Big Sky as a returner...transferred from Oregon St.

**PERSONAL:** Communications major...a 2-time offensive player of the year at South Salem H.S. at running back as he piled up 2170 yards and 36 TD...lettered 3 times in football and 4 times in basketball, where he was team captain as a senior...All-State as a junior and senior...named Offensive Player of the Year in Oregon in 1991.



**TODD**

**DOXZON**

**17**

WR 6-0 186 3/28/75  
Iowa State  
Free Agent, 1997

**COLLEGE:** A very productive quarterback during 4-year Cyclone career who will be tried as a wide receiver... finished as ISU's 3rd highest rated QB ever with 244-443-3158-21 TD-17 INT... his 3158 yards rank 3rd in ISU history...finished 3rd in Cyclone books in total offensive yards with 4203...**1996:** voted 2nd team All-Big 12 by coaches...had standout senior year with 124-231-1498-12 TD-9 INT...his 12 TD were most by an ISU passer since Alex Espinoza in 1986...enjoyed splendid season opener with 17-22-225-2 TD vs. Wyoming...completed 13 straight passes during one stretch...the 17 completions and 225 yards were career highs...also ran for 69 yards and a TD...had solid game at Colorado with 16-27-153-2-2...**1995:** was forced to miss 5 games due to an ankle injury, but still finished as ISU's leading passer for the 2nd straight season with 58-100-730-4 TD-4 INT...enjoyed outstanding game against Oklahoma, going 14-20-200-1 TD, which included the longest pass play in ISU history, a 90-yard bomb to Ed Williams...had big game vs. Missouri, hitting on 13 of 16 passes for 154 yards and 2 TD... also rushed for 47 yards and a TD...**1994:** the Cyclones' leading passer and rusher...produced one of the best games of his career at Oklahoma St., completing 13-21 passes for 209 yards and 2 TD...also tore it up on the ground, gaining 91 yards on 17 carries...the 300 yards of total offense were the most in a single game by an ISU player in over 4 years...rushed for a career high 116 yards and 2 TD on 28 carries against Kansas...did well against the vaunted Nebraska defense, completing 8-13 passes and a 58 yard TD strike...**1993:** named ISU's co-outstanding newcomer of the year...was Cyclones' leading rusher at Wisconsin, with 13-57...made first start against Oklahoma St. and finished the game with 40 yards rushing...started season finale against Colorado and gained 75 yards on 8 carries before leaving the game with a concussion.

**PERSONAL:** Marketing major...born in Sioux City, IA...National Honor Society member, academic All-State, academic Letterman and honor roll member at Millard North H.S. in Omaha, NE.



**ROBERT**

**FARMER**

**33**

RB-KR 5-11 217 3/4/74  
Notre Dame  
Free Agent, 1997

**COLLEGE:** A productive runner for one of the ground powers in college football...**1996:** was the 2nd leading Irish rusher with 78-660-8 TD and an average of 8.5 yards per carry...enjoyed career-best effort vs. Pittsburgh as he totaled 140 yards and 2 TD on 22 carries...had impressive game vs. Boston College with 3-98, including an 81-yard TD burst that was the longest by an Irish player since 1973...added 14-117-2 TD vs. Rutgers...also had a big day vs. Southern Cal with 8-54 rushing...his 8 TD tied for the team high in rushing scores...**1995:** a key contributor playing off the bench in 7 games, including the Orange Bowl vs. Florida St...against the Seminoles, he led the Irish with 93 yards (all in the 2nd half) on 7 carries, which were highlighted by a 51-yard TD jaunt that set up his team's final score...came into Northwestern game and reeled off 85 yards and a TD on 16 carries...was injured

**FARMER** (continued)


in Vanderbilt game after gaining 58 yards and missed the next 4 games...**1994**: played in 9 games in a reserve role...scored winning TD vs. Michigan St. on a 19-yard reception for a 21-20 win...made 23 appearances on special teams...played in a reserve role in Fiesta Bowl vs. Colorado...**1993**: played in 9 games as a freshman...finished season with 31-168 (5.4 average) and 3 TD...had season-best game 6-77-1 TD vs. Navy.

**PERSONAL**: Majored in finance...born in Lincoln, NE...ran with Irish indoor track team in 1994...one of 11 backs on *Parade* All-America list...Illinois state high school player of the year following senior season at Bolingbrook H.S. in Bolingbrook, IL...ran for 1585 yards and 20 TD on 261 carries (6.1 average) during his senior year...also named to all-area squad for 3 years and all-conference honors as a defensive back.

**ANTHONY  
FOGLE**

**39**

CB 6-0 191 2/23/75  
Oklahoma  
Free Agent, 1997 Rookie



**PRO**: Signed with the Jets as a FA this past offseason.

**COLLEGE**: A 3-year starter for the Sooners...had career highs in tackles (46), TFL (19), FF (3), FR (2) and PD (7) as a senior...recorded 2 INT as a junior in 1995.

**PERSONAL**: Wife, Becky...majored in university studies...was all-region and all-state as a senior at Westbury High School in his hometown of Houston, TX...rushed for 13 TD and 1,010 yards as an option QB his senior year...was also a All-Houston academic selection.

**TERRY  
GROOMS**

**71**

DE 6-4 278 9/18/74  
Cincinnati  
Free Agent, 1997



**COLLEGE**: A very emotional player who combines power, speed and strong desire to come up with big plays...saw good deal of action at tackle early in his career before being moved to the outside midway through the 1995 season...**1996**: was one of the top ends in Conference USA when healthy, but struggled at times due to a knee injury that kept him out of 4 games early on...finished the season with 31 tackles (18 solo)...enjoyed strong outing vs. Louisville, making 9 stops and 2 sacks...**1995**: was expected to be redshirted after suffering a torn biceps injury, but returned ahead of schedule and started 3 games, making 24 tackles on the year...**1994**: played in 9 contests and had 39 tackles and 3 sacks...had big games against Syracuse (8 tackles, 3 for loss) and Bowling Green (10 tackles and 4 for loss)...**1993**: played in all 11 games as a reserve on the defensive line and on special teams units...made 25 tackles...**1992**: redshirted.

**PERSONAL**: Majored in African-American studies...nicknamed "Terminator"... 2-time City Catholic All-Star and All-Greater Rochester 1st team defense as a senior at East High in Rochester, NY...set school records for tackles in a game (21) and a season (93)...also Catholic All-Star standout in track and school record holder in indoor shot put events...enjoys weightlifting, reading and listening to music.



**CRAIG  
GUEST**

**50**

LB 6-1 242 12/10/75  
Buffalo  
Free Agent, 1997

**COLLEGE:** A rugged playmaker who was a superb competitor and the leader of the Bulls' defense...started 4 years and set the school record for tackles, becoming the only player in Buffalo history to amass over 400 stops (446)...once had 29 tackles in a game (vs. Maine 10/7/95)...**1996:** led the Bulls to an 8-3 record and their first ever Division I-AA Top 25 ranking...a dependable star all year long, making double-digit tackles in 8 games, including 11 solo stops vs. Illinois St., 10 solos vs. Connecticut and 15 solos at Lehigh...named to the Division I-AA Independent All-Star 1st Team and was 1st team All-ECAC...selected by *The Sporting News* as the 8th best linebacker in Division I-AA...**1995:** set a school record with 161 tackles...picked off 2 passes and recovered 2 fumbles...registered double figures in tackles in 8 of 11 games...led all 42 ECAC Division I-AA schools in tackles... had 17 tackles and 3 passes defended vs. Boston University... **1994:** the Bulls' 2nd leading tackler, with 104...started 10 games and had 10 or more stops 5 times...had huge game vs. Illinois St...**1993:** started 10 games and was 3rd on the squad with 54 tackles.

**PERSONAL:** Attended North Haven H.S. in hometown of North Haven, CT, where he starred as an All-Conference linebacker and team captain...was honorable mention All-State as a senior.



**JOHN  
HALL**

**9**

K 6-3 223 3/17/74  
Wisconsin  
Free Agent, 1997

**COLLEGE:** Possessed one of the strongest legs in college football...finished career as UW's 5th all-time leading scorer (186 points)...ranked 2nd on Badger's all-time list in extra points (99) and attempts (105) and 3rd in field goals (29) and attempts (51)...owns school record 60 yard field goal...**1996:** 2nd team All-Big 10...Big 10 Special Teams Player of the Week 3 times...booted season-high 3 FG vs. Northwestern...on single season list, ranked 5th in FG made (14), tied for 4th in FG attempted (21), 2nd in PAT made (44), tied for 2nd in PAT attempted (45), and was 4th in scoring (86)...connected on 14-21 FG, including a 7-8 stretch...70 percent of kickoffs went for touchbacks (53-76), including an 80-yard kickoff when the Badgers had been penalized before the kick...opponents averaged just 17.1 yards on kick returns...had 10 tackles on kick coverage, including 7 solo...forced a fumble on a kickoff at Hawaii...handled punt duties for 1st time in career, averaging 41.2 yards per punt, good for 4th in the Big 10 and the best at UW in 10 years...net punting average of 37.5 was 3rd best in league...had long punt of 65 yards and had three punts downed inside the 10-yard line...**1995:** led the Badgers in scoring with 48 points...booted a school record 60-yard FG in a win over Minnesota, a blast that had enough distance to reach the screen behind the goalpost...that FG was the 4th longest in Big 10 history without the use of a tee and the longest in the NCAA since 1955...only 44 percent of his kickoffs were returned...**1994:** honorable mention All-Big 10...7-10 on field goals including a perfect 5-5 on kicks between 40-49 yards...hit a

## HALL (continued)

51-yarder at Colorado...also connected on 43 and 48-yarders in the Hall of Fame Bowl vs. Duke...Big 10 special teams player of the week for booting 8 of 10 kickoffs through the end zone...**1993**: handled kickoffs and long field goals during Rose Bowl season...**1992**: redshirted.

**PERSONAL**: consumer science major...parents Fred and Barbara.

<b>JAY HAGOOD</b>	<b>77</b>	
T 6-4 306	8/9/73	
Virginia Tech		
Free Agent, 1997		


**COLLEGE**: Signed by the Jets as a FA on April 25, 1997...a 3-year starter at LT for Virginia Tech (1994-96)...earned 1st-team all-Big East his senior season...helped lead the offense to 417.0 yards per game...earned 2nd team all-Big East honors his junior year...has the ability to play both T positions...saw playing time as a reserve in 1993...was red-shirted as a freshman (1992).

**PERSONAL**: Single...liberal arts and sciences major...attended prep school at Fork Union Military Academy (VA)...attended Easley (SC) HS and earned all-region honors his senior year...played both ways (DT and TE) and caught 87% of his team's passes his senior season...also played basketball, earning all-state and all-regions honors his senior year...born in Easley, SC.

<b>TYRONE HINES</b>	<b>46</b>	
LB 6-1 242	3/14/73	
Tennessee		
Free Agent, 1997		

**COLLEGE**: Signed with the Jets as a FA on April 25, 1997...played in 35 games and started 29 at LB for Tennessee...his senior year started all 12 games and had 6 games with double digit tackles and led the team with 110 tackles and 24 "big plays"...also had 11 tackles for losses, 2 INT and 5 PD from the MLB spot...was named the Citrus Bowl Defensive MVP after registering 13 tackles (9 solo), a 30-yard INT return and a PD...played in 11 games as a junior, starting 10 at MLB and had 78 tackles (2nd on the team), with is best effort coming against Vanderbilt (16 tackles, 2 PD and 2 tackles for losses)...finished his sophomore season as the 4th leading tackler on the team with 67...best effort of the season was in the Gator Bowl against Virginia Tech when he had an INT, a PD and a tackle for a loss...red-shirted in 1993 after sitting out the 1992 season due to academic ineligibility.

**PERSONAL**: Single...urban studies major...attended Haywood County (TN) HS where he was named to *SuperPrep's* All-Dixie squad as a senior...rated the 13th best player on The Knoxville News-Sentinel's Top 25 in the state...1st-team all-state selection as a TE by the AP and the Tennessee Sportswriters Association...named district MVP...had 52 tackles and 7 sacks as a DE...caught 13 passes for 267 (20.5) and 7 TD...also started on the school's basketball team and averaged 10.5 points and 9 rebounds...born in Brownsville, TN.



**ALONZO  
JOHNSON 15**

WR-KR 5-11 186 4/18/73  
Central St. (OH)  
Free Agent, 1997

**COLLEGE:** A big-play threat with outstanding athleticism and an ability to catch the ball in traffic...was extremely productive over 4 years with the Marauders, with 109 receptions for 2037 yards and 24 TD...**1996:** caught 46 passes for 913 yards (19.6 avg.) and 11 TD as a senior...averaged over 114 yards receiving per game...returned 12 kickoffs for 285 yards (23.8 average)...had stellar games to open the season...in an 18-17 win over Morgan St., had an 8-243-2 TD receiving performance as well as 3-50 on kickoffs and 4-27 on punt returns...followed that with 8-180-3 TD vs. Sam Houston St....instrumental in 20-7 defeat of Grambling St. with 6-99-2 TD...showed his explosiveness in career finale with 6-74-TD to go along with an 88-yard touchdown jaunt on a kick return...**1995:** started every game, grabbing 34 passes for 694 yards (20.4 avg.) and 9 TD...returned 11 punts for 171 yards (15.5 avg.)...had a stellar game vs. Eastern Illinois with 6-160 and TD of 60 and 70 yards...showed all-around talents vs. North Carolina Central with 7-166 and a 42-yard TD while returning 4 kickoffs for 66 yards and 2 punts for 16 yards in 50-30 win...also produced in NAIA playoff triumph over Western Montana with 7-161-2 TD...**1994:** caught 21 passes for 282 yards in 8 games...had a 31-yard score vs. St. Francis (IL)...**1993:** played 6 games, catching 8 passes for 148 yards (18.5 avg.) and 3 TD...his first collegiate reception was a 47-yard bomb vs. Kentucky St...**1992:** redshirted as a freshman.

**PERSONAL:** majored in physical education...former teammate of Jets DE Hugh Douglas...lettered in football and track at Bount H.S. in Tuscaloosa, AL... lives in Birmingham, AL.



**EZRA  
JOHNSON 35**

FB 6-0 233 12/19/72  
Rutgers  
Free Agent, 1997

**COLLEGE:** Signed by the Jets as a FA on April 25, 1997...played at Rutgers from 1991-95...a punishing, bruising blocking FB who played 4 years for the Scarlet Knights...was 3-3-1.0 avg. rushing and 4-24-6.0 avg. receiving for his career...spent the majority of his time opening holes for RB Terrell Willis and Bruce Presley...saw the majority of his playing time his 1st 3 seasons on special teams...walk on in 1991 and spent the season working on the scout team.

**PERSONAL:** Single...environmental and business economics major...captained the Orange (NJ) HS football team and also participated in basketball and track...was a high school teammate of Terrell Willis (Jets training camp 1996)...born in Orange, NJ.

**CASEY  
JONES**

**61**

G 6-4 300

8/22/73

Texas Tech

Free Agent, 1997



**COLLEGE:** Signed with the Jets as a FA on April 25, 1997...an intelligent, hard-working, tough OL...started every game for the Red Raiders at LG in 1995 and 1996...played but did not letter in 1994...started 2 games in 1993 and earned his 1st varsity letter...redshirted in 1992...has also played T....opened holes and was the primary pulling G for Doak Walker Award winner RB Byron Hanspard, who rushed for 339-2,084-13 TD as a senior...played in the Cotton Bowl vs. Air Force in 1995.

**PERSONAL:** Single...general business major...an all-state selection his senior season at Sheperd (TX) HS...3-year starter at T and 2-year starter at DT...earned all-district honors in basketball as a junior and senior...was also the district champion in the shot put as a junior and senior...father, Deonald, played football at Texas A&M...actual name is Joel "Casey" Jones...born in Houston.

**JAY  
JONES**

**18**

WR 6-1 188

2/25/74

James Madison

Free Agent, 1997



**COLLEGE:** Signed with the Jets as a FA on April 25, 1997...3rd on James Madison's career statistical list in reception (151, 4th in receiving yards (1,862), 4th in TD receptions (14), 4th in KOR yards (819), 4th in KOR avg. (23.4) and 6th in all-purpose yards (2,760)...in 1996 he had the 2nd best season in receptions in JMU team history with 63-751-5 TD...2nd team all-ECAC...3rd team all-Yankee conference...led the Yankee conference with a 25.4 KOR avg....had a career high 10 catches for 115 yards and 1 TD vs. New Hampshire...for his career, played in 44 games and was 151-1862-14 TD-66 long receiving and was 35-819-1 TD-23.4 avg.-99 long on KOR...set a NCAA Division I-AA record with 268 KOR yards in 1996 at Richmond, including a 99-yard return for a TD, as well as a 92-yarder...finished that game with 339 total yards.

**PERSONAL:** Single...office management major with a speech communications minor...was an all-metro S and QB at George Wythe (VA) HS in his hometown of Richmond, VA...also earned all-district and all-region all-academic honors...born in Richmond, VA.



**LATISH  
KINSLER**

**41**

S 6-2 212

8/16/71

Cincinnati

Free Agent, 1997

1st Season

**PRO:** Signed with the Jets as a FA on April 28, 1997...was with PHI in training camp in 1996 and was waived on the final cuts...was in camp with PIT in 1994 but again was released on final cuts.

**COLLEGE:** A 3-year starter at Cincinnati where he ranks 5th in school history with 9 INT...as a senior had 55 tackles, 2 tackles for losses and finished 2nd on the team with 3 INT and shared the lead with 2 FR.

**PERSONAL:** Single...daughter Alexis, 3...degree in criminal justice...attended Immaculate Conception (Montclair, NJ) HS where he earned all-conference, all-county and all-parochial honors as a senior...named all-league in basketball and was a state finalist in the 400-meters...has a 1st degree black belt in karate...born in Montclair, NJ.



**TROY  
STARK**

**79**

T 6-6 305

1/2/73

Georgia

Free Agent, 1997

1st Season

**PRO:** Signed with the Jets as a FA this past offseason...1996: spent the final 5 weeks of the season on Jets practice squad...signed with Jets on 11/19...originally signed as a rookie FA by GB and was released during training camp.

**COLLEGE:** Team captain and 4-year starter for the Bulldogs...team's "Outstanding Offensive Lineman" as a senior...made 34 career starts, including final 32...originally listed at TE but switched prior to 1992 season.


**PERSONAL:** Wife Sara...earned degree in consumer economics and housing...was Academic All-SEC as a senior...earned all-state honors and led team to consecutive state championships and lettered in wrestling at Canandaigua Senior Academy in his hometown and birthplace of Canandaigua, NY.

**ANTHONY  
WALKER**

CB-S 6-0 200  
Syracuse  
Free Agent, 1997

**40**

12/6/73



**COLLEGE:** Signed by the Jets as a FA on April 27, 1997...a 2-year letterman as a DB at Syracuse...had 76 tackles (49 solo) and 2 INT and 1 sack...also saw considerable time on special teams...finished 4th on the team in tackles in 1996 with 49 from a CB spot...also had 2 INT and 3 FR...saw action most of the season at SS and finished with 25 tackles...played on special teams as a sophomore...did not see action as a freshman...red-shirted in 1992.

**PERSONAL:** Single...consumer studies major...all-Metro selection by both *The Washington Post* and *The Baltimore Sun*...a 4-year letterman at North County (MD) HS and a 3-time all-county selection...served as a team captain his senior...also lettered 4-times in track...born in Linthicum, MD.

# 1996 NEW YORK JETS

No	Name	Pos	Ht	Wt	Birth Date	NFL Exp
20	Anderson, Richie	FB	6-2	225	09/13/71	5
67	AugafaPatrick	C	6-2	312	11/12/73	R
36	Austin, Raymond	CB-S	5-11	190	12/21/74	R
84	Baxter, Fred	TE	6-3	265	06/14/71	5
49	Bolach, Mark	TE	6-6	260	10/07/74	R
88	Brady, Kyle	TE	6-6	268	01/14/72	3
23	Brown, Lance	CB	6-2	200	02/02/72	2
63	Burns, Lamont	G	6-4	300	03/16/74	R
37	Butler, Duane	S	6-1	210	11/29/73	R
53	Cascadden, Chad	LB	6-1	240	05/14/72	3
80	Chrebet, Wayne	WR-KR	5-10	185	08/14/73	3
7	Clements, Chuck	QB	6-3	214	09/29/73	R
28	Cobb, Reggie	RB-KR	6-1	220	07/07/68	7
42	Coleman, Marcus	CB-FS	6-2	210	05/24/74	2
91	Cummins, Jeff	DE	6-6	290	06/25/69	1
83	Davis, Tyrone	TE	6-4	264	06/30/72	2
78	Day, Terry	DE	6-4	280	09/18/74	R
98	Dixon, Ronnie	DT	6-3	310	05/10/71	4
99	Douglas, Hugh	DE	6-2	280	08/23/71	3
16	Douglass, Joe	WR-KR	5-11	187	01/21/74	R
17	Doxzon, Todd	WR	6-0	186	03/28/75	R
56	DuBose, Demetrius	LB	6-2	237	03/23/71	5
62	Duffy, Roger	C-G	6-3	305	07/16/67	B
76	Elliott, John	T	6-7	308	04/01/65	10
33	Farmer,Robert	FB	5-11	217	03/04/74	R
72	Ferguson,Jason	DT	6-3	300	11/28/74	R
6B	Fiore, Dave	G-C-T	6-4	290	08/10/74	2
39	Fogle, Anthony	CB	6-0	191	02/23/75	R
4	Foley, Glenn	QB	6-2	210	10/10/70	4
47	Gaine, Brian	TE	6-5	255	04/20/73	1
64	Galbreath, Harry	G	6-1	290	01/01/65	10
31	Glenn, Aaron	CB-KR	5-9	185	07/16/72	4
81	Graham, Jeff	WR-KR	6-2	206	02/14/69	7
21	Green, Victor	SS	5-11	205	12/08/69	5
71	Grooms, Terry	DE	6-4	278	09/18/74	R
50	Guest, Craig	LB	6-1	242	12/10/75	R
77	Hagood, Jay	T	6-4	306	08/09/73	R
9	Hall, John	K	6-3	223	03/17/74	R
92	Hamilton, Bobby	DE	6-5	280	01/07/71	2
11	Hansen,Brian	P	6-4	215	10/26/60	13
30	Hayes, Chris	S	6-0	200	05/07/72	2
26	Henderson, Jerome	CB	5-10	200	08/08/69	7
46	Hines,Tyrone	LB	6-1	242	03/14/73	R
65	Hudson, John	C-G	6-2	270	01/29/68	8
15	Johnson,Alonzo	WR-KR	5-11	186	04/18/73	R
35	Johnson, Ezra	R8	6-0	233	12/19/72	R
19	Johnson, Keyshawn	WR	6-3	210	07/22/72	2
32	Johnson, Leon	RB-KR	6-0	215	07/13/74	R
52	Johnson, Pepper	LB	6-3	259	07/29/64	12
61	Jones, Casey	G	6-4	300	08/22/73	R
18	Jones, Jay	WR	6-1	188	02/25/74	R
55	Jones, Marvin	LB	6-2	250	06/28/72	5
2	Key, Monty	P	6-6	240	10/24/72	R
41	Kinsler, Latish	S	6-2	212	08/16/71	1
57	Lewis, Mo	LB	6-3	258	10/21/69	7
93	Logan, Ernie	DT-DE	6-3	290	05/18/68	6
95	Lyle, Rick	DE-DT	6-5	285	02/26/71	4
75	Malamala, Siupeli	G-T	6-5	305	01/15/69	6
24	Mickens, Ray	C8	5-8	180	01/04/73	2
29	Murrell,Adrian	R8	5-11	214	10/16/70	5
22	Neal, Lorenzo	FB	5-11	240	12/27/70	5
14	O'Donnell, Neil	QB	6-3	228	07/03/66	8
70	O'Dwyer, Matt	G	6-5	300	09/01/72	3
10	Paci, John	QB	6-3	218	07/19/72	2
66	Palelei, Lonnie	G	6-3	315	10/15/70	4
48	Rosga, Steve	S	6-1	215	07/10/74	R
51	Scharf, Tim	LB	6-1	244	03/20/75	R
5	Silvestri, Don	K	6-4	220	12/25/68	3
45	Smith, Otis	CB	5-11	190	10/22/65	8
79	Stark, Troy	T	6-6	305	01/02/73	1
94	Terry, Rick	DT	6-4	302	04/05/74	R
86	Van Dyke, Alex	WR-KR	6-0	200	07/24/74	2
40	Walker, Anthony	CB-S	6-0	200	12/06/73	R
89	Ward, Dedric	WR-KR	5-9	180	09/29/74	R
97	Washington, Marvin	DE-DT	6-6	285	10/22/65	9
96	White, Reggie	DT	6-5	300	03/22/70	5
60	Wiegmann, Casey	C	6-3	290	07/20/73	2
73	Williams, David	T	6-5	300	06/21/66	9

# TRAINING CAMP ROSTER

College	High School Hometown	How Acquired	GP-GS-DNP-IA
Penn State	Sandy Spring, MD	FA-97	16-16-0-0
IowaState	Aua,Amer.Samoa	D7-94	0-0-0-0
Tennessee	Lawton, OK	FA-95 (WLAF)	0-0-0-0
Auburn	Brundidge, AL	D6b-97	16-0-0-0
Michigan	Muskegon, MI	FA-97	0-0-0-0
Penn State	New Cumberland, PA	FA-96	16-16-0-0
Indiana	Jacksonville, FL	UFA-94 (CLE)	0-0-0-5
East Carolina	Greensboro, NC	UFA-96 (PIT)	0-0-0-0
Illinois State	Trotwood, OH	FA-97	0-0-0-0
Wisconsin	Chippewa Falls, WI	FA-97	16-8-0-0
Hofstra	Garfield NJ	FA-97	16-9-0-0
Houston	Huntsville, TX	FA-97	0-0-0-0
Tennessee	Knoxville, TN	D1-96	15-0-1-0
Texas Tech	Dallas, TX	D6-93	13-4-0-3
Oregon	Torrance, CA	FA-93	0-0-0-0
Virginia	Halifax, VA	FA-96	2-0-3-11
Mississippi State	Pickens, MS	D3-96	0-0-0-0
Cincinnati	Clinton, NC	UFA-97 (NE)	16-0-0-0
Central State (OH)	Mansfield, OH	FA-96	10-10-0-6
Montana	Salem, OR	FA-96	0-0-0-0
Iowa State	Omaha, NE	D5b-93	0-0-0-0
Notre Dame	Seattle, WA	T-97 (GB)	14-0-2-0
Penn State	Canton, OH	D1-94	16-16-0-0
Michigan	Lake Ronkonkoma, N	D4b-97	14-14-0-2
NotreDame	Bolingbrook,IL	FA-97	0-0-0-0
Georgia	Nettleton,MS	D5b-97	0-0-0-0
Hofstra	Waldwick, NJ	FA-97	0-0-0-9
Oklahoma	Houston, TX	FA-97	0-0-0-0
Boston College	Cherry Hill, NJ	FA-97	5-3-5-6
Maine	Pearl River NY	FA-97	0-0-0-0
Tennessee	Nashville, TN	D5-96	15-8-1-0
Texas A&M	Aldine, TX	FA-97	16-16-0-0
Ohio State	Kettering, OH	FA-97	11-9-0-5
Akron	Americus GA	FA-96	16-16-0-0
Cincinnati	Rochester, NY	D7a-97	0-0-0-0
Buffalo	North Haven, CT	FA-97	0-0-0-0
Virginia Tech	Easley, SC	FA-97	0-0-0-0
Wisconsin	Port Charlotte, FL	D6a-97	0-0-0-0
Southern Mississippi	Columbia, MS	UFA-97 (DET)	15-11-0-0
Sioux Falls(SD)	Hawarden,IA	FA-95	16-0-0-0
Washington State	San Bernardino, CA	D1-93	2-0-0-0
Clemson	Statesville, NC	PB-91 (ATL)	7-0-0-0
Tennessee	Brownsville,TN	UFA-97 (TB)	0-0-0-0
Auburn	Paris, TN	D1-97	16-0-0-0
Central State (OH)	Tuscaloosa,AL	W-96(IND)	0-0-0-0
Rutgers	Orange, NJ	FA-97	0-0-0-0
Southern California	Los Angeles, CA	D8-90	14-12-0-2
North Carolina	Morganton, NC	D5a-97	0-0-0-0
Ohio State	Detroit, MI	FA-96	15-11-1-0
Texas Tech	Shepherd, TX	UFA-96 (PHI)	0-0-0-0
James Madison	Richmond, VA	FA-97	0-0-0-0
Florida State	Miami, FL	FA-97	12-12-0-4
North Carolina A&T	Burlington, NC	FA-97	0-0-0-0
Cincinnati	Montclair, NJ	W-96 (SF)	0-0-0-0
Georgia	Peachtree, GA	D2-95	9-9-0-0
East Carolina	Fayetteville, NC	FA-97	4-0-1-11
Missouri	Hickman Hills, MO	D7b-97	13-13-0-0
Washington	Kalaheo, HI	D3-92	4-1-5-0
Texas A&M	El Paso, TX	UFA-96 (GIA)	15-10-0-1
West Virginia	Wahiawa,HI	FA-97	16-16-0-0
Fresno State	Hanford, CA	D4a-97	16-11-0-0
Maryland	Madison, NJ	FA-96	6-6-1-9
Northwestern	Lincolnshire, IL	FA-95	16-16-0-0
Indiana	Huntington, NY	UFA-96 (CHI)	0-0-0-9
Nevada-Las Vegas	Blue Springs, MO	D4b-95	0-0-0-0
Colorado	Roseville, MN	D5a-93	0-0-0-0
Northwestern	Rockford, IL	D2-96	0-0-0-0
Pittsburgh	Perkasie, PA	D1a-95	12-0-0-2
Missouri	New Orleans, LA	D3-97	13-6-0-0
Georgia	Canandaigua, NY	FA-97	0-0-0-0
North Carolina	Lexington NC	FA-96	0-0-0-0
Nevada	Sacramento, CA	UFA-97 (JAX)	15-1-0-1
Syracuse	Linthicum, MD	D2-97	0-0-0-0
Northern Iowa	Cedar Rapids, IA	FA-97	0-0-0-0
Idaho	Dallas, TX	FA-97	14-14-0-2
North Carolina A&T	Baltimore, MD	D6a-89	0-0-0-0
Iowa	Parkersburg, IA	T-97 (PHI)	0-0-2-5
Florida	Lakeland, FL	D1b-95	14-14-0-2

# 1997 TRAINING CAMP NUMBERS

No	Name	Pos	No	Name	Pos
2	Monty Key	P	52	Pepper Johnson	LB
4	Glenn Foley	QB	53	Chad Cascadden	LB
5	Don Silvestri	K	55	Marvin Jones	LB
7	Chuck Clements	QB	56	Demetrius DuBose	LB
9	John Hall	K	57	Mo Lewis	LB
10	John Paci	QB	58	James Farrior	LB
11	Brian Hansen	P	60	Casey Wiegmann	C
14	Neil O'Donnell	QB	61	Casey Jones	G
15	Alonzo Johnson	WR-KR	62	Roger Duffy	C-G
16	Joe Douglass	WR-KR	63	Lamont Burns	G
17	Todd Doxzon	WR	64	Harry Galbreath	G
18	Jay Jones	WR	65	John Hudson	C-G
19	Keyshawn Johnson	WR	66	Lonnie Palelei	G
20	Richie Anderson	FB	67	Patrick Augafa	C
21	Victor Green	SS	68	Dave Fiore	G-C-T
22	Lorenzo Neal	FB	70	Matt O'Dwyer	G
23	Lance Brown	CB	71	Terry Grooms	DE
24	Ray Mickens	CB	72	Jason Ferguson	DT
26	Jerome Henderson	CB	73	David Williams	T
27	Lou D'Agostino	FB	75	Siupeli Malamala	G-T
28	Reggie Cobb	RB-KR	76	John Elliott	T
29	Adrian Murrell	RB	77	Jay Hagood	T
30	Chris Hayes	S	78	Terry Day	DE
31	Aaron Glenn	CB-KR	79	Troy Stark	T
32	Leon Johnson	RB-KR	80	Wayne Chrebet	WR-KR
33	Robert Farmer	FB	81	Jeff Graham	WR-KR
35	Ezra Johnson	RB	83	Tyrone Davis	TE
36	Raymond Austin	CB-S	84	Fred Baxter	TE
37	Duane Butler	S	86	Alex Van Dyke	WR-KR
39	Anthony Fogle	CB	88	Kyle Brady	TE
40	Anthony Walker	CB-S	89	Dedric Ward	WR-KR
41	Latish Kinsler	S	91	Jeff Cummins	DE
42	Marcus Coleman	CB-FS	92	Bobby Hamilton	DE
44	Dwayne Gordon	LB	93	Ernie Logan	DT-DE
45	Otis Smith	CB	94	Rick Terry	DT
46	Tyrone Hines	LB	95	Rick Lyle	DE-DT
47	Brian Gaine	TE	96	Reggie White	DT
48	Steve Rosga	S	97	Marvin Washington	DE-DT
49	Mark Bolach	TE	98	Ronnie Dixon	DT
50	Craig Guest	LB	99	Hugh Douglas	DE
51	Tim Scharf	LB			

## PRONUNCIATION GUIDE

Augafa	Aw-NAW-fa
Bolach	BO-lock
Cascadden	cas-CAD-den
Chrebet	kra-BET
Siupeli (Malamala)	see-a-PEL-i
Malamala	MA-LA-MA-LA
Palelei	pa-LALE-ee

# 1997 TRAINING CAMP DEPTH CHART

## OFFENSE

WR	81	JEFF GRAHAM	86	Alex Van Dyke	15	Alonzo Johnson
					16	Joe Douglass
LT	76	JUMBO ELLIOTT	66	Lonnie Palelei	77	Jay Haygood
LG	64	HARRY GALBREATH	68	Dave Fiore	61	Casey Jones
C	62	ROGER DUFFY	60	Casey Wiegmann	67	Patrick Augafa
					65	John Hudson
RG	70	MATT O'DWYER	63	Lamont Burns		
RT	73	DAVID WILLIAMS	75	Siupeli Malamala	79	Troy Stark
TE	88	KYLE BRADY	84	Fred Baxter	83	Tyrone Davis
			47	Brian Gaine	49	Mark Bolach
WR	19	KEYSHAWN JOHNSON	80	Wayne Chrebet	89	Dedric Ward
			17	Todd Doxzon	18	Jay Jones
QB	14	NEIL O'DONNELL	4	Glenn Foley	10	John Paci
					7	Chuck Clements
RB	29	ADRIAN MURRELL	28	Reggie Cobb	32	Leon Johson
					33	Robert Farmer
FB	20	RICHIE ANDERSON	22	Lorenzo Neal	27	Lou D'Agostino
					35	Ezra Johnson

## DEFENSE

LE	97	MARVIN WASHINGTON	92	BOBBY HAMILTON	91	Jeff Cummins
					71	Terry Grooms
LT	98	Ronnie Dixon	94	Rick Terry	72	Jason Ferguson
RT	93	Ernie Logan	96	Reggie White		
RE	99	HUGH DOUGLAS	95	Rick Lyle	78	Terry Day
LLB	57	Mo Lewis	51	Tim Scharf	46	Tyrone Hines
MLB	52	Pepper Johnson	44	Dwayne Gordon	56	Demetrious DuBose
					50	Craig Guest
RLB	55	Marvin Jones	53	Chad Cascadden	58	James Farrior
LCB	31	AARON GLENN	26	Jerome Henderson	36	Raymond Austin
RCB	45	Otis Smith	24	Ray Mickens	39	Anthony Fogle
					40	Anthony Walker
SS	21	VICTOR GREEN	23	Lance Brown	48	Steve Rosga
					30	Chris Hayes
FS	42	Marcus Coleman	37	Duane Butler	41	Latish Kinsler

## SPECIALISTS

P	11	BRIAN HANSEN	2	Monty Key		
K	5	Don Silvestri	9	John Hall		
KO	5	DON SILVESTR	19	John Hall		
H	11	BRIAN HANSEN	4	Glenn Foley	10	John Paci
					7	Chuck Clements
PR	89	Dedric Ward	31	Aaron Glenn	15	Alonzo Johnson
			16	Joe Douglass	17	Todd Doxzon
KOR	28	REGGIE COBB	86	ALEX VAN DYKE	89	Dedric Ward
			32	Leon Johnson	31	Aaron Glenn
PC	65	JOHN HUDSON	62	Roger Duffy	47	Brian Gaine
			68	Dave Fiore	49	Mark Bolach
KC	65	JOHN HUDSON	62	Roger Duffy	47	Brian Gaine
			68	Dave Fiore	49	Mark Bolach

CAPS = 1996 Starter at that position

# HOW THE 1997 NEW YORK JETS ARE BEING BUILT

YEAR	DRAFT (29)	FREE AGENTS (25)	TRADES/WAIVERS (3)
1989	Marvin Washington (6)		
1990	Roger Duffy (8)		
1991	Mo Lewis (3)		
1992	Siupeli Malamala (3)		
1993	Marvin Jones (1) Fred Baxter (5a) Adrian Murrell (5b) Richie Anderson (6)	Victor Green (RFA-NYJ)	
1994	Aaron Glenn (1) Glenn Foley (7)	Brian Hansen (UFA-CLE)	
1995	Kyle Brady (1a) Hugh Douglas (1b) Matt O'Dwyer (2) Tyrone Davis (4b)	Chad Cascadden (RFA-NYJ) Wayne Chrebet (RFA-NYJ) Don Silvestri (RFA-WL)	
1996	Keyshawn Johnson (1) Alex Van Dyke (2) Ray Mickens (3) Marcus Coleman (5)	Lance Brown (FA) Reggie Cobb (VFA-JAX) Lou D'Agostino (FA) John Elliott (UFA-GIA) Jeff Graham (UFA-CHI) Bobby Hamilton (FA) John Hudson (UFA-PHI) Neil O'Donnell (UFA-PIT) John Paci (FA) David Williams (FA-HOU)	Casey Wiegmann (W-IND)
1997	James Farrior (1) Rick Terry (2) Dedric Ward (3) Terry Day (4a) Leon Johnson (4b) Lamont Burns (5a) Raymond Austin (5b) Tim Scharf (6a) Chuck Clements (6b) Steve Rosga (7a) Jason Ferguson (7b)	Ronnie Dixon (T-PHI) Demetrious Dubose (UFA-TB) Harry Galbreath (FA) Dwayne Gordon (FA-SD) Jerome Henderson (UFA-NE) Pepper Johnson (UFA-DET) Ernie Logan (UFA-JAX) Rick Lyle (FA) Lorenzo Neal (UFA-NO) Otis Smith (UFA-NE) Reggie White (FA)	Dave Fiore (W-SF) Chris Hayes (T-GB)

**KEY:** UFA - Unrestricted Free Agent / VFA - Veteran Free Agent / RFA - 1st Year or Rookie Free Agent / PB - Plan B Free Agent / W - Acquired via Waivers / T - Acquired via Trade / WL - World League Acquisition

\*Rookie Free Agents not included

## THE LAST TIME . . .

### Interception Return for a Touchdown

- NY- Aaron Glenn vs. Philadelphia, Dec. 13, 1996 (13 yds.) (QB-Ty Detmer)  
OPP- Ty Law (New England) at New England, Dec. 8, 1996 (38 yds.) (QB-Glenn Foley)

### Punt Return for a Touchdown

- NY- Terance Mathis vs. Dallas, November 4, 1990 (98 yds.)  
OPP- Clarence Verdin (Indianapolis) at New York, Oct. 1, 1989 (49 yds.)

### Kickoff Return for a Touchdown

- NY- Bobby Humphery at Cincinnati, December 21, 1986 (96 yds.)  
OPP- Eric Moulds (at Buffalo), November 24, 1996 (97 yds.)

### Blocked Field Goal Return for a Touchdown

- NY- George Radachowsky at Miami, September 24, 1989 (78 yds.)  
OPP- Mike Haynes (New England) at New York, Nov. 10, 1980 (65 yds.)

### Field Goal Blocked

- NY- Bill Pickel blocked Scott Sisson's 28-yard attempt at New England, November 28, 1993  
OPP- Nolan Harrison (Raiders) blocked Cary Blanchard's 45-yard attempt at LA Raiders, October 10, 1993

### Punt Blocked

- NY- Hugh Douglas blocked Klaus Wilmsmeyer's (New Orleans) punt at New York, December 24, 1995 (8 yds.)  
OPP- Stan Davis (Buffalo) blocked Chuck Ramsey's punt and returned for a TD at New York, December 8, 1984 (36 yds.)

### Fumble Return for a Touchdown

- NY- Hugh Douglas vs. Miami, December 22, 1996 (62 yds.)  
OPP- Sam Mills (New Orleans) at New York, December 26, 1992 (76 yds.)

### Safety

- NY- Erik Howard sacked Kerry Collins (Carolina) for a safety, October 15, 1995 at Carolina  
OPP- Richard Dent sacked Frank Reich for a safety, November 17, 1996 at Indianapolis

### 100-Yard Rushing Game

- NY- Adrian Murrell at Buffalo, November 24, 1996 (19-103)  
OPP- Karim Abdul-Jabbar (Miami), December 22, 1996 (30-152)

### Consecutive 100-Yard Rushers

- NY- Adrian Murrell at ARZ (31-199-1 TD) and Murrell vs NE, (31-128-2 TD)  
OPP- Terry Allen (WAS) (20-101) Sept 29, 1996 and Joe Aska (OAK) (21-136), Oct. 6, 1996

### 300 Yard Passing Game

- NY- Frank Reich at IND, November 17, 1996 (20-42-352-3 TD-4 INT)  
OPP- Dan Marino at New York, November 27, 1994 (31-44-359)

### 100-Yard Receiving Game

- NY- Jeff Graham at Buffalo, November 24, 1996 (7-124-1 TD)  
OPP- Chris Sanders (Houston), December 1, 1996 (3-102-1 TD)

### Shutout

- NY- Jets at Washington (3-0), December 11, 1993  
OPP- New Orleans at Jets (0-12 loss), December 24, 1995

### Game Without a TD

- NY- Jets vs. NY Giants (13-6 loss), September 22, 1996  
OPP- Indianapolis at New York (16-6 loss), October 9, 1994

### 200-Yds. Rushing in a Game

- NY- 208 at Arizona, October 27, 1996 (38 att.)  
OPP- 243 (Houston), December 1, 1996 (48 att.) (3 TD)

### 300-Yds. Rushing in a Game

- NY- 333 at New England, October 15, 1972 (54 att.)  
OPP- 328 New England, September 18, 1993 (47 att.)

### 300-Yds. Passing in a Game

- NY- 352 at Indianapolis, Nov. 17, 1996 (20-42-352-3 TD-4 INT) (QB-Frank Reich)  
OPP- 328 Miami at New York, Nov. 27, 1994 (31-44-328) (QB-Dan Marino)

### 400 Yds. Passing in a Game

- NY- 426 Miami, Nov. 27, 1988 (33-52) (QB-Ken O'Brien)  
OPP- 409 Miami at New York, Oct. 13, 1991 (35-50-409) (QB-Dan Marino)

*continued*

## ...THE LAST TIME *continued*

### 400 Total Yds. in a Game

NY- 419 at Indianapolis, November 17, 1996 (87 rush, 353 passing)  
OPP- 416 Miami, December 22, 1996 (259 passing, 157 rushing)

### 500 Total Yds. in a Game

NY- 597 vs. Miami, November 27, 1988 (171 rush, 426 pass)  
OPP- 524 at Miami, September 24, 1990 (78 rush, 446 pass)

### 40 or More Points

NY- 45 vs. New England, September 26, 1993 (45-7)  
OPP- 47 Oakland at New York, October 1, 1995 (47-10)

### 50 or More Points

NY- 51 vs. Miami, September 21, 1986 (51-45 OT)  
OPP- 52 at Miami, September 3, 1995 (52-14)

### Under 50 Yds. Rushing

NY- 30 at Houston, December 17, 1995 (16-30)  
OPP- 40 New Orleans at New York, December 24, 1995 (27-40)

### Under 100 Yds. Passing

NY- 71 vs. Dallas, November 4, 1990 (8-25-71)  
OPP- 94 at Buffalo, October 8, 1995 (22-9-94)

### 6 or More Sacks

NY- 6 vs. Jacksonville, September 17, 1995 (6-33)  
OPP- 9 at Denver, September 1, 1996 (9-61)

### 3 or More INT Made

NY- 4 vs. St. Louis, December 3, 1995  
OPP- 4 vs. Philadelphia, December 13, 1996

## JETS IN OVERTIME (9-8-2)

Date	Results	Score
11/10/74	W	Jets 26, at Giants 20 (New Haven)
12/10/78	L	at Cleveland 37, Jets 34
09/02/79	L	Cleveland 25, at Jets 22
10/28/79	L	at Houston 27, Jets 24
11/23/80	W	at Jets 31, Houston 28
10/24/81	T	Jets 28, at Miami 28
09/25/83	W	at Jets 27, L.A. Rams 24
11/24/85	W	at Jets 16, New England 13
09/21/86	W	at Jets 51, Miami 45
01/03/87	L	at Cleveland 23, Jets 20 (2 OT-Playoffs)
10/23/87	W	at Jets 37, Miami 31
10/02/88	T	at Jets 17, Kansas City 17
11/20/88	L	at Buffalo 9, Jets 6
09/23/91	L	at Chicago 19, Jets 13
11/03/91	W	at Jets 19, Green Bay 16
12/22/91	W	Jets 23, at Miami 20
10/11/92	L	at Indianapolis 6, Jets 3
09/11/94	W	at Jets 25, Denver 22
09/10/96	L	Indianapolis 27, at Jets 24

# 1996 GAME-BY-GAME SUMMARY

## at DENVER 31, JETS 6 (70,595)

**GAME ONE**—Mile High Stadium, September 1, 1996—Sunny, hot. The Jets 1996 season debuted without the team's two starting offensive tackles, LT John Elliott (groin) and RT David Williams (back), and watched as the Broncos struck early and often on both offense and defense. The Broncos scored on the 1st time they had possession on a 13-yard TD pass from John Elway to TE Shannon Sharpe. They then exploded for 24 2nd quarter points, 17 coming after the Jets' turnovers, and the game was as good as over as they roared ahead 31-0 at the half. The Jets held Denver in check the rest of the way and did manage a Frank Reich 13-yard TD pass to Webster Slaughter with 2:07 remaining in the contest. Denver sacked QB Neil O'Donnell, who was working behind a makeshift line featuring 4 guards, 8 times and recovered a pair of fumbles and made one interception. They turned the interception into a 64-yard scoring drive, turned the first fumble into a 1-play, 26-yard TD on a reverse by Anthony Miller, and generated a 28-yard Jason Elam FG after a 1-yard drive with the second fumble. New York's defense regrouped in the 2nd half and made 1 interception and recovered a fumble, but the offense couldn't consistently move the ball until the final minutes of the game.

	JETS	DENVER	NY	DEN
Jets	0	0	0	6
Denver	7	24	0	0
<hr/>				
DEN— Sharpe 13 pass from Elway (Elam kick)			12	21
DEN— McCaffrey 39 pass from Elway (Elam kick)			25-102	37-200
DEN— Davis 1 run (Elam kick)			133	183
DEN— Miller 26 run (Elam kick)			174	367
DEN— Elam 28 FG			25	34
NY — Slaughter 13 pass from Reich (2-point pass failed)			2-16	9-61
			4-3	2-1
			3-15	7-39
			25:34	34:26

### INDIVIDUAL STATISTICS

**RUSHING** - NY: Murrell 17-94, Anderson 3-9, O'Donnell 3-7, Cobb 1-6, Reich 1-(-14)  
DEN: Davis 19-72, Craver 7-59, Hebron 7-39, Miller 2-32, Musgrave 3-(-2)

**PASSING** - NY: O'Donnell 13-7-50-0 TD-1 INT, Reich 12-4-83-1 TD-1 INT  
DEN: Elway 33-16-183-2 TD- 2 INT, Musgrave 1-0-0-0 TD-0 INT

**RECEIVING**- NY: Chrebet 4-20, Slaughter 3-30, Graham 2-26, Johnson 1-50, Van Dyke 1-7  
DEN: McCaffrey 4-61, Sharpe 4-55, Sherrard 3-29, Davis 3-23, Miller 1-8, Craver 1-7

**INTERCEPTIONS** - NY: Houston 1-3, Spindler 1-(-1)  
DEN: Washington 1-(-6)

**SACKS** - NY: Douglas 2  
DEN: Perry 2, Romanowski 1, Crockett 1, D. Williams 1, A. Williams 1, Geathers 1, Hasselbach 1, Tanuvasa 1

## INDIANAPOLIS 21 at JETS 7 (63, 534)

**GAME TWO**—Giants Stadium, September 8, 1996—Overcast, humid. While a thunderstorm interrupted play in the Jets-Colts game for 32 minutes, it didn't stop the Colts from beating the Jets 21-7 en route to their first 2-0 start since 1977. The Jets fell to 0-2 as 3 of their 2nd half rallies fell short, one at the Colts' 33 with a punt, one at the Colts' 4-yard line with a fumble and the last in the end zone with an interception. Indianapolis jumped to a 7-0 lead as Marshall Faulk completed a 54-yard drive with a 1-yard TD run. Jim Harbaugh engineered a 92-yard, 6-play TD drive to give the Colts a 14-0 lead with 2 big passes to TE Ken Dilger—51-yards down the sideline and the final 22 for the score. The Jets bounced right back with Keyshawn Johnson grabbing his first NFL touchdown on an 11-yard pass from Neil O'Donnell just before the half. Before the storm hit in the 4th quarter, Harbaugh again proved the difference as he ran 12 yards for a TD on a QB draw giving Indy a 20-7 lead. Cary Blanchard missed the PAT, but was run into and made the 2nd try successful for a 21-7 margin. O'Donnell drove the Jets to the C

*continued*

**September 8** *continued*

12 and hit TE Kyle Brady at the C4, but Brady fumbled when hit by David Tate and the Colts snuffed out the Jets' hopes at the C1. The Jets tried to come back one more time, but O'Donnell was picked off at the goal line by Ray Buchanan preserving the Colts' victory. Harbaugh was sharp with 15-20-242-0-1 TD and ran for a 12-yard score. Dilger set a receiving record for a Colts' TE with 7-156-1 TD. O'Donnell was 26-46-319-1-1. Wayne Chrebet led the Jets receivers with 7-93 while Keyshawn Johnson had his first TD with 5-53. The Jets had 15 penalties for 100 yards, 8 against the special teams. Four times the Jets started from inside their own 10-yard line.

Colts	7	7	0	7	21		
Jets	0	7	0	0	7		

IND — Faulk 1 run (Blanchard kick)						<b>NY</b>	<b>IND</b>
IND — Dilger 22 pass from Harbaugh (Blanchard kick)						21	17
NY — Johnson 11 pass from O'Donnell (Lowery kick)						24-69	29-71
IND — Harbaugh 12 run (Blanchard kick)						297	242
						359	291
						46	20
						3-29	3-22
						1-1	1-1
						15-100	4-33
						30:38	29:22

**INDIVIDUAL STATISTICS**

- RUSHING** - NY: Murrell 13-41, Anderson 5-14, Cobb 5-12, O'Donnell 1-2  
 IND: Faulk 1-25, Harbaugh 4-19, Crockett 6-15, Warren 6-6, Workman 3-6
- PASSING** - NY: O'Donnell 46-26-319-1 TD-1 INT  
 IND: Harbaugh 20-15-242-1 TD-0 INT
- RECEIVING** - NY: Chrebet 7-93, Johnson 5-53, Anderson 5-41, Slaughter 3-80, Graham 2-5, Baxter 1-23, Murrell 1-13, Brady 1-8, Cobb 1-3  
 DEN: Dilger 7-156, Harrison 2-35, Crockett 2-18, Faulk 2-11, Bailey 1-15, Warren 1-7
- INTERCEPTIONS** - NY:  
 DEN: Buchanan 1-32
- SACKS** - NY: Brock 1, Green 1, Chalenski 1  
 IND: Siragusa 1, Buchanan ½, Bennett ½, Dent ½, McCoy ½

**at MIAMI 36, JETS 27 (68, 137)**

**GAME THREE—Pro Player Stadium, September 15, 1996—Sunny, hot.** The Jets broke on top 14-0 in the 2nd quarter, but Miami came back with 33 unanswered points and then staved off a 4th quarter Jets rally for a 36-27 victory in the heat of Pro Player Stadium. After a scoreless 1st quarter, LCB Aaron Glenn picked off Dan Marino in a Jets' goal line stand and raced a club record 100-yards for a score. Neil O'Donnell and Webster Slaughter then combined on a 30-yard TD strike and New York led 14-0. The lead was brief, however, as Miami struck on the next play with a 74-yard Marino to Stanley Pritchett TD and tied it with 1:47 left in the half when Karim Abdul-Jabbar scored on a 4-yard run. The Dolphins continued unabated scoring 33 unanswered points and were seemingly in control of the game with a 33-14 lead with only 9:22 left on the clock. But the Jets came back to get to within 6 points, until Miami put the game out of reach with a final 29-yard FG at the 1:45 mark. After Miami went ahead 33-14, O'Donnell hit WR Jeff Graham, who sped 78-yards for a TD aided by Keyshawn Johnson's peel back block. New York's 2-point conversion run by Adrian Murrell came up short, but the Jets' Victor Green caused an Irving Spikes fumble setting the scene for an O'Donnell 4th and 29 high, lofted pass in the end zone to Johnson dropping the margin to 33-27 with 4:52 left. The Jets depleted defense, minus 6 starters including a broken ankle suffered by DE Hugh Douglas, couldn't stop the Dolphins, who iced the game with the final FG. Marino had another big day against the Jets and enjoyed his 35th birthday with 13-23-257-1 INT-3 TD. Miami struggled with its running game early netting only 35 yards in the 1st half, but Abdul-Jabbar (23-124) and Spikes (15-64) banged out 195 yards on the ground. O'Donnell had his 2nd straight 300-yard game with 25-44-325 and 3 TD, tying his personal high. The O'Donnell-Graham TD was the longest by the Jets since 1986.

Jets	0	14	0	13	27
Miami	0	14	12	10	36

*continued*

## September 15 continued

NY — Glenn 100 yd. INT return (Lowery kick)		<b>NY</b>	<b>MIA</b>
NY — Slaughter 30 pass from O'Donnell (Lowery kick)	First Downs	20	20
MIA — Pritchett 74 pass from Marino (Nedney kick)	Rushes-Yards	18-72	40-195
MIA — Abdul-Jabbar 4 run (Nedney kick)	Passing Yards	304	251
MIA — Wainwright 2 pass from Marino (Extra point missed wide right)	Total Net Yards	376	446
MIA — Carolan 12 pass from Marino (Two point attempt failed)	Passes	44	23
MIA — Abdul-Jabbar 7 run (Nedney kick)	Sacks By-Yards Lost	1-6	2-21
NY — Graham 78 pass from O'Donnell (Two point attempt failed)	Fumbles-Lost	0-0	2-1
NY — Johnson 29 pass from O'Donnell (Lowery kick)	Penalties-Yards	9-95	6-45
MIA — Nedney 29 FG	Time of Possession	26:37	33:23

### INDIVIDUAL STATISTICS

**RUSHING** - NY: Murrell 11-35, O'Donnell 1-17, Anderson 3-13, Cobb 3-7  
MIA: Abdul-Jabbar 23-124, Spikes 15-64, Parmalee 2-7

**PASSING** - NY: O'Donnell 44-25-325-3 TD-3 INT  
MIA: Marino 23-13-257-3 TD-1 INT

**RECEIVING** - NY: Chrebet 6-60, Johnson 6-59, Graham 5-136, Slaughter 3-56, Anderson 2 (-1), Baxter 1-11, Cobb 1-2, Murrell 1-2  
MIA: McDuffie 7-86, Pritchett 1-74, McPhail 1-52, Spikes 1-17, Miller 1-14, Carolan 1-12, Wainwright 1-2

**INTERCEPTIONS** - NY: Glenn 1-100  
MIA: Oliver 1-45, Buckley 1-0, Hill 1-0

**SACKS** - NY: Spindler 1  
MIA: Hill 1, Stubbs 1

## NY GIANTS 13 at JETS 6 (58,339)

**GAME FOUR—Giants Stadium, September 22, 1996-Rain, Mild.** The Giants won the battle of the Meadowlands and escaped being the only 0-4 team at Giants Stadium with a 13-6 defeat of the home-standing Jets in a game played in a consistent rain. Both teams' defenses dominated the day, but the Giants scored the game's only touchdown late in the 2nd quarter to overtake a 3-0 Jets lead and when the Green and White closed to 7-6 in the 3rd quarter, the Giants put them away with a pair of Brad Daluiso 20-yard FG in the 4th quarter. The Jets drew first blood on Nick Lowery's 46-yard FG, but the Giants managed the only TD drive of the day going 80 yards in 11 plays with Dave Brown hooking up with Chris Calloway on a 17-yard TD play. The Jets' Marvin Washington forced a Rodney Hampton fumble which the Jets turned into a 39-yard FG, narrowing the gap to 7-6 midway in the 3rd quarter. It looked as if the Giants might put the Jets away for good when a pass interference call gave them a 1st and goal at the Jets 1, but the Jets' goal-line stand forced a 20-yard FG. The Giants came back again, aided by a pair of personal foul calls against the Jets, driving to the Jets' 3, but the Jets defense held and the Giants were forced to settle for another 20-yard FG. That proved to be enough and the Giants defense forced the Jets to go 3 and out and then stopped them on 4 downs punctuating the final stop with a sack at the Jets' 11-yard line.

Jets	3	0	3	0	6		<b>NYJ</b>	<b>NYG</b>
Giants	0	7	0	6	13	First Downs	13	12
						Rushes-Yards	21-78	38-91
NYJ — Lowery 46 FG						Passing Yards	130	110
NYG — Calloway 17 pass from Brown (Daluiso kick)						Total Net Yards	208	201
NYJ — Lowery 39 FG						Passes	38	13
NYG — Daluiso 20 FG						Sacks By-Yards Lost	1-1	4-19
NYG — Daluiso 20 FG						Fumbles-Lost	2-1	2-2
						Penalties-Yards	7-71	2-15
						Time of Possession	30:47	29:13

### INDIVIDUAL STATISTICS

**RUSHING** - NYJ: Murrell 11-41, Cobb 8-34, Anderson 2-3  
NYG: Hampton 27-81, Wheatley 3-7, Brown 7-3, Way 1-0

**PASSING** - NYJ: 38-22-149-0 TD-1 INT  
NYG: Brown 13-9-111-1 TD-0 INT

**RECEIVING** - NYJ: Graham 5-49, Chrebet 4-31, Anderson 4-17, Murrell 4-9, Slaughter 2-19, Johnson 1-14, Cobb 1-6, Baxter 1-4  
NYG: Calloway 3-53, Hampton 3-12, Cross 2-25, Dawsey 1-21

**INTERCEPTIONS** - NYJ:  
NYG: Armstead 1-23

**SACKS** - NYJ: M. Jones 1  
NYG: Strahan 2, Harris 1, Team 1

## at WASHINGTON 31, JETS 16 (52,068)

**GAME FIVE**—RFK Stadium, September 29, 1996—Clear, mild. The Jets had their most consistent offensive outing of the season, but had to settle for 3 FG in the scoring area and got hurt by 2 so-called “trick plays” by the Redskins as they fell for the 5th straight week at WAS 31-16 in a game marred by controversy. With the Redskins holding on to an 8 point lead, 24-16, the Jets had an apparent TD called back by the officials for 2 reasons—1st, a pass interference call against the receiver Keyshawn Johnson and then later a ruling of an INT by WAS DB Tom Carter. After about a 10-minute delay in the game for officials’ conferences, the Redskins took over at their own 20 and drove the length of the field for the put-away TD and the victory. The Jets and the Redskins traded 1st half TD and FG and were tied at 10-10 when the Jets’ 2-minute drill netted a 13-10 lead on Nick Lowery’s 2nd of 3 FG, a 35-yarder with 8 seconds. WAS answered right back on its 1st possession of the 2nd half with Terry Allen’s 8-yard TD run for a 17-13 lead and was never caught. New York closed to 17-16 on Lowery’s 33-yard FG, and then Gus Frerotte and Leslie Shepherd hooked up on a 52-yard flea flicker for a TD and a 24-16 lead at 14:53 of the 4th quarter. Earlier Shepherd had scored WAS 1st TD on a 12-yard end around run. The Jets came right back at the Redskins marching from their own 23 to a 1st and goal at the WR3 with 8:01 remaining, when Johnson made an apparent leaping catch of Neil O’Donnell’s “Alley Oop” pass, but that was the play that was later ruled to be an interception halting the Jets’ chances to tie the game. Adrian Murrell led the Jets rushing attack with career-highs of 31-132-1 TD, NY’s 1st rushing TD in 8 games. O’Donnell was 27-40-292-0 TD-1 INT while Frerotte was 15-22-257-1 TD-0 INT. Allen, with 47 yards in the last drive, was 20-101-2 TD. NY had 427 yards of total offense and had 78 plays, 30 more than Washington and a T.O.P. of 37:18.

Jets	0	13	3	0	16
Redskins	0	10	7	14	31

WAS — Blanton 28 FG  
 NY — Murrell 9 Run (Lowery kick)  
 NY — Lowery 26 FG  
 WAS — Shepherd 12 run (Lowery kick)  
 NY — Lowery 35 FG  
 WAS — Allen 8 run (Blanton kick)  
 NY — Lowery 33 FG  
 WAS — Shepherd 52 pass (Blanton kick)  
 WAS — Allen 28 run (Blanton kick)

	NY	WAS
First Downs	27	18
Rushes-Yards	37-154	25-142
Passing Yards	287	254
Total Net Yards	427	396
Passes	40	22
Sacks By-Yards Lost	1-5	1-3
Fumbles-Lost	1-0	0-0
Penalties-Yards	4-30	2-9
Time of Possession	37:18	22:42

### INDIVIDUAL STATISTICS

**RUSHING** - NY: Murrell 31-132, Anderson 5-19, Cobb 1-3

WAS: Allen 20-101, Shepherd 2-29, Logan 3-12

**PASSING** - NY: O’Donnell 40-27-292-0 TD-1 INT

WAS: Frerotte 22-15-257-1 TD-0 INT

**RECEIVING** - NY: Johnson 8-74, Graham 7-95, Slaughter 6-51, Chrebet 4-63, Anderson 1-12, Murrell 1-(-3)

WAS: Ellard 4-88, Shepherd 3-76, Asher 3-30, Brooks 2-54, Allen 2-1, Galbraith 1-8

**INTERCEPTIONS** - NY:

WAS: T. Carter 1-0

**SACKS** - NY:

WAS: Harvey 1-5

## OAKLAND 34 at JETS 13 (63,611)

**GAME SIX**—Giants Stadium, October 6, 1996—Sunny, Clear. The Oakland Raiders broke open a tight 13-6 game in the 3rd quarter with 21 4th quarter points to leave the Jets winless after their first 6 games, 34-13. The loss proved to be even more painful than the final verdict for the Jets as they lost starting quarterback Neil O’Donnell for 4-6 weeks with a separated shoulder and also saw Webster Slaughter sidelined 3-4 weeks with a pulled hamstring. The club was already under siege with 3 number 1 draft choices and impact players Marvin Jones (knee), Keyshawn Johnson (knee) and Hugh Douglas (ankle) out for extended periods of time. After the two teams exchanged 2nd quarter field goals,

*continued*

## October 6 *continued*

the Raiders moved to 10-3 lead on a 23-yard TD pass from Jeff Hostetler to TE Rickey Dudley. New York, with Frank Reich replacing O'Donnell at QB, got 2 more 1st half scoring opportunities, but first had a missed 45-yard FG and then saw Reich picked off. The Raiders turned that theft into their own 35-yard FG and a 13-3 lead with 21 seconds left in the 1st stanza. The Jets came out of the locker room at the half and quickly moved from their own 36 to the OR 5 for a 1st and goal situation, but on 4th down had to settle for only 3 points and still trailed 13-6. The 24-yard FG was a milestone for Nick Lowery as he tied Jan Stenerud's NFL career record for field goals at 373. The Raiders increased their lead to 20-6 on Hostetler's 2nd TD pass of the game, but the Jets were still in it as they drove to the OR 25, but Reich was again picked off and the Raiders were about to put the game away. Hostetler threw his 3rd TD pass of the day and his 2nd to Dudley and Joe Aska broke a 30-yard TD run sandwiched around a 3-yard TD pass from Reich to rookie Alex Van Dyke for a final margin of 34-13. Aska had a career high of 21-136-1 TD while Adrian Murrell had the 1st back-to-back 100-yard rushing performance for the Jets since Freeman McNeil in 1987.

					NY	OAK
Raiders	0	13	0	21	34	
Jets	0	3	3	7	13	
OAK— Ford	26 FG					
NY — Lowery	43 FG					
OAK— Dudley	23 pass from Hostetler (Ford kick)					
OAK— Ford	35 FG					
NY — Lowery	24 FG					
OAK— Hobbs	3 pass from Hostetler (Ford kick)					
OAK— Dudley	2 pass from Hostetler (Ford kick)					
NY — Van Dyke	3 pass from Reich (Lowery kick)					
OAK— Aska	30 run (Ford kick)					
First Downs					20	26
Rushes-Yards	24-111		43-222			
Passing Yards	171		182			
Total Net Yards	282		404			
Passes	38		28			
Sacks By-Yards Lost	3-6		2-18			
Fumbles-Lost	0-0		0-0			
Penalties-Yards	5-35		8-89			
Time of Possession	24:34		35:26			

### INDIVIDUAL STATISTICS

**RUSHING** - NY: Murrell 20-102, Anderson 1-5, O'Donnell 1-4, Moore 1-1, Reich 1-(-1)

OAK: Aska 21-136, Fenner 12-46, Kaufman 6-34, Hall 3-7, Hobert 1-(-1)

**PASSING** - NY: O'Donnell 7-3-12-0-0, Reich 31-15-177-1 TD-2 INT

OAK: Hostetler 28-17-188-3 TD-1 INT

**RECEIVING** - NY: Graham 4-35, Van Dyke 4-31, Bailey 3-42, Chrebet 3-28, Murrell 2-30, Anderson 2-23

OAK: Brown 5-55, Dudley 4-60, Hobbs 2-10, Fenner 2-9, Jett 1-33, Glover 1-17, Aska 1-3, Kaufman 1-1

**INTERCEPTIONS** - NY: Glenn 1-0

OAK: McDaniel 1-43, Lynch 1-29

**SACKS** - NY: R. Hamilton 1½, Washington 1, Houston ½

OAK: McGlockton 1, Ball 1

## JETS 17 at JACKSONVILLE 21 (65,699)

**GAME SEVEN**—Jacksonville Municipal Stadium, October 13, 1996-  
Partly cloudy, warm. The Jets saw a 14-3 2nd-quarter lead slip away and then had a 4th-quarter comeback come up short when a 36-yard field goal attempt went awry and 4 pass attempts from the Jacksonville 31-yard line fell incomplete losing their 7th straight to the Jaguars, 21-7. The Jaguars struck quickly with a 35-yard FG following a 73-yard return of the opening kickoff, but the Jets jumped ahead 14-3 on a pair of Frank Reich TD passes for 14 yards to Adrian Murrell and 12 yards to Wayne Chrebet. The Jaguars tied it at 14 with a 40-yard FG and a 15-yard TD pass from Mark Brunell to Jimmy Smith. The Jets had a chance to take the lead before the half, but Dave Thomas picked off Reich at the JAX24-yard line with 20 seconds remaining. The Jaguars took the lead in the 3rd quarter on Brunell's 41-yard TD pass to Willie Jackson when the Jets secondary got tangled in coverage. The Jets drove to the JAX 3 yard line, but were forced to settle for only 3 points on Nick Lowery's historic 20-yard FG. That kick with 10:59 left in the game moved him into the NFL record books for the most career field goals—374, surpassing Jan Stenerud. The Jets defense forced the Jaguars to punt and New York was knocking at the door again driving to the JAX 18, but

*continued*

## October 13 *continued*

the snap on Lowery's 36-yard attempt was low and the kick missed just left. Once again the defense forced another punt, but this time the Jets needed a TD to win. They got a 32-yard diving catch and run by Chrebet that put the ball at the JAX 31 with 1:17 left. But 4 passes fell incomplete and the Jaguars held on for victory. Chrebet had a brilliant day with 12 catches for 162 yards, the most by any Jet since Al Toon was 14-181 in 1988. Reich was 23-43-276-2-2 as he started for the injured Neil O'Donnell. Brunell was 14-23-0-2 TD and Smith was 5-135-1 TD. The Jets lost starting C Dave Alexander for the season with a torn ACL in his left knee.

						NY	JAX	
Jets	7	7	0	3	17			
Jaguars	3	11	7	0	21			
JAX — Hollis	35 FG							
NY — Murrell	14 pass from Reich (Lowery kick)							
NY — Chrebet	12 pass from Reich (Lowery kick)							
JAX — Hollis	40 FG							
JAX — J. Smith	15 pass from Brunell (McCardell 2 pass from Brunell- 2 pt. conversion)							
JAX — W. Jackson	41 pass from Brunell (Hollis kick)							
NY — Lowery	20 FG							
						First Downs	24 10	
						Rushes-Yards	30-91 23-73	
						Pushing Yards	276 217	
						Total Net Yards	367 289	
						Passes	44 23	
						Sacks By-Yards Lost	5-31 0-0	
						Fumbles-Lost	1-0 2-0	
						Penalties-Yards	3-25 15-123	
						Time of Possession	33:03 26:57	

### INDIVIDUAL STATISTICS

**RUSHING** - NY: Murrell 21-49, Anderson 7-38, Reich 1-8, Bailey 1-(-4)

JAX: Stewart 12-55, Means 6-14, Brunell 5-3

**PASSING** - NY: Reich 43-23-276-2 TD-2 INT, Foley 1-0-0-0 TD-0 INT

JAX: Brunell 23-14-248-2 TD-0 INT

**RECEIVING** - NY: Chrebet 12-162, Van Dyke 4-28, Anderson 3-24, Bailey 2-23, Brady 1-25, Murrell 1-14

JAX: J. Smith 5-135, McCardell 4-38, Stewart 2-9, W. Jackson 1-41, P. Mitchell 1-17, Means 1-8

**INTERCEPTIONS** - NY:

JAX: Hardy 1-13, D. Thomas 1-(-1)

**SACKS** - NY: B. Hamilton 2, Brock 1, Washington 1, Cascadden 1

JAX:

## BUFFALO 25 at JETS 22 (49,775)

**GAME EIGHT—Giants Stadium, October 20, 1996- Overcast, cool.** You don't rank losses by how tough they are to swallow, but Sunday's 25-22 loss to the Bills has to rank with one of the most heart-breaking of the season. The Jets led 15-9 in the 4th quarter, but twice lost fumbles leading to 10 Buffalo points. Then with only 2:54 remaining and no time outs, Frank Reich drove the Jets 80 yards in 9 plays and hooked up with Wayne Chrebet on a 21-yard diving catch for the tying score. But the Bills still had 1:37 left on the clock and Jim Kelly moved his team to the Jets' 29-yard line where Steve Christie nailed a 47-yard FG with 10 seconds left for the victory. The Jets scored on their opening drive for the first time this year for a 7-0 lead as Reich teamed with Keyshawn Johnson for a 16-yard TD. The Jets defense kept denying the Bills from the end zone, but Buffalo took a 9-7 3rd quarter lead on Christie's 3rd FG. The Jets got a 40-yard pass play from Frank Reich to Richie Anderson taking them to the Buffalo 26, but on 2nd down a fumble on a missed exchange on a hand-off kept the Jets without any points. But the Jets got the ball back on the next series when Mark Gunn sacked Kelly to force a fumble and Bobby Hamilton recovered the ball at the BB 9. Then it was Reich and Johnson again. Back only 17 days after arthroscopic knee surgery for torn cartilage, Johnson out-muscled Jeff Burris for a 9-yard catch in the end zone giving the Jets a 15-9. The Bills chipped away with another Christie FG to make it 15-12 and then got a gift when the center snap went through Reich's hands and was recovered by the Bills at the Jets' 5-yard line. NY's defense couldn't stop the Bills this time and on 3rd down they finally got a TD for a 19-15 lead. Burris, who recovered Reich's fumble, then made another big play with an interception leading to Christie's 5th FG, a 33-yarder and a 22-15

*continued*

**October 20** *continued*

lead. That's when Reich began one of his patented comebacks to tie the score, but left too much time for Kelly and Christie.

Jets	7	0	8	7	22
Bills	3	3	3	16	25

	NY	BUF
First Downs	19	23
Rushes-Yards	22-64	43-138
Passing Yards	253	195
Total Net Yards	317	333
Passes	36	36
Sacks By-Yards Lost	3-26	0-0
Fumbles-Lost	2-2	1-1
Penalties-Yards	3-20	5-40
Time of Possession	23:36	36:24

- NY — Johnson 16 pass from Reich (Lowery kick)
- BUF — Christie 48 FG
- BUF — Christie 32 FG
- BUF — Christie 47 FG
- NY — Johnson 9 pass from Reich (Lowery kick)
- BUF — Christie 23 FG
- BUF — Holmes 1 run (Christie kick)
- NY — Chrebet 21 pass from Reich
- BUF — Christie 47 FG

**INDIVIDUAL STATISTICS**

- RUSHING** - NY: Murrell 13-49, Anderson 6-16, Reich 3-(-1)  
BUF: Thomas 24-97, Kelly 3-27, Tindale 3-9, Holmes 10-7, Moulds 1-5, Reed 2-(-7)
- PASSING** - NY: Reich 36-21-253-3 TD-2 INT  
BUF: Kelly 36-19-221-0 TD-0 INT
- RECEIVING** - NY: Johnson 8-94, Chrebet 6-73, Anderson 3-55, Baxter 1-12, Brady 1-12, Davis 1-6, Murrell 1-1  
BUF: Johnson 6-90, Early 3-34, Reed 3-26, Moulds 2-31, Thomas 2-17, Cline 2-11, Coons 1-12
- INTERCEPTIONS** - NY:  
BUF: Burris 1-28, Stevens 1-0
- SACKS** - NY: Gunn 2, Green 1  
BUF:

**JETS 31 at ARIZONA 21 (28,088)**

**GAME NINE—Sun Devil Stadium, October 27, 1996- Clear, cool.** The Jets finally got the monkey off their backs...one that could have been described as the size of King Kong, as they held on to defeat the Cardinals at Arizona 31-21 snapping a 12-game losing streak, 8 of the losses coming this season. "We had a couple of situations that, in the previous eight games, we would have screwed up and found a way to lose," said Rich Kotite. "But we hung in there. It was a great effort by the offensive line and Adrian (Murrell)." The Jets built a 17-0 halftime lead on a Nick Lowery 37-yard FG, a 34-yard flea-flicker TD pass from Frank Reich to a wide-open Keyshawn Johnson and a 1-yard run by Richie Anderson culminating a 12-play, 54-yard drive. The Cardinals came back time and again in the 2nd half, but the Jets counter punched and Adrian Murrell delivered the knockout punch with a 78-yard run leading to the final TD. Arizona gave the Jets a shot of their own medicine with a 69-yard flea-flicker from Kent Graham to ex-Jet Rob Moore setting up a Larry Centers 1-yard TD reception. When Murrell lost a fumble at the Jets' 15-yard line, Graham again connected with Centers, this time with a 2-yard TD pass and the score was down to 17-14. New York then put together its best drive of the season, a 90-yard, 13-play march ending with Murrell's 1-yard TD run. But the Jets didn't get any breathing room as rookie Leeland McElroy returned the ensuing kickoff 92 yards to the Jets' 8-yard line and 2 plays later Graham hit Moore with a 6-yard TD pass narrowing the gap to 24-21 and the Jets were on the brink of seeing their 17-point margin go by the wayside. But on 1st down from their own 20, Murrell, behind key blocks by David Williams and Kyle Brady, got outside and raced 78 yards to the A2 setting up Reggie Cobb's 2-yard dash for the TD and a 31-21 lead. Lonnie Young nailed down the victory when he intercepted Graham in the end zone. Murrell's 78-yard knockout punch helped give him a club record breaking rushing performance of 199 yards (31 carries) eclipsing Freeman McNeil's 1985 mark of 192. Johnson was 7-94 with his 5th TD of the season. Reich was 22-31-254-2 INT-1 TD and helped the Jets convert 10 of 14 3rd down situations.

Jets	3	14	0	14	31
Cardinals	0	0	14	7	21

*continued*

## October 27 continued

NY — Lowery 37 FG		<b>NY</b>	<b>AR</b>
NY — Johnson 34 pass Reich (Lowery kick)	First Downs	27	19
NY — Anderson 1 run (Lowery kick)	Rushes-Yards	38-208	21-107
ARZ — Centers 1 pass from Graham (Davis kick)	Passing Yards	246	246
ARZ — Centers 2 pass from Graham (Davis kick)	Total Net Yards	454	353
NY — Murrell 1 run (Lowery kick)	Passes	31	32
ARZ — Moore 6 pass from Graham (Davis kick)	Sacks By-Yards Lost	1-8	1-9
NY — Cobb 2 run (Lowery kick)	Fumbles-Lost	1-1	0-0
	Penalties-Yards	8-76	8-108
	Time of Possession	37:10	22:50

### INDIVIDUAL STATISTICS

**RUSHING** - NY: Murrell 31-199, Cobb 2-5, Reich 3-3, Anderson 2-1

ARZ: Johnson 12-85, Centers 6-8, Graham 1-8, McElroy 2-6

**PASSING** - NY: Reich 31-22-254-1 TD-2 INT

ARZ: Graham 31-17-255-3 TD-1 INT

**RECEIVING** - NY: Johnson 7-94, Chrebet 5-46, Anderson 3-35, Graham 3-34, Baxter 1-18, Brady 1-18, Van Dyke 1-5, Murrell 1-4

ARZ: Moore 7-143, Centers 6-58, Edwards 2-24, Sanders 1-19, Dowdell 1-11

**INTERCEPTIONS** - NY: Young 1

ARZ: A. Williams 2-23

**SACKS** - NY: Lewis ½, M. Washington ½

ARZ: Joyner 1

## NEW ENGLAND 31 at JETS 27 (61,715)

**GAME TEN**—Giants Stadium, November 10, 1996—The game came down to a 4th and 2 for the Patriots at their own 49-yard line with about 6:00 remaining and trailing 27-24. They made the 1st down on a controversial spot and went on to score a TD and defeat the Jets 31-27 at the Meadowlands. New York jumped out to a 21-0 lead and came within inches of another pick-off before the Patriots scored their 1st TD narrowing the margin to 21-7. The Jets answered right back by driving to the NE 30, but Frank Reich's pass was just over the fingertips of Jeff Graham alone in the end zone and then Nick Lowery was wide right on his 48-yard FG attempt giving the Patriots needed life. New York had built its lead on Reich's 26-yard TD pass to Graham on the opening 80-yard drive, on Adrian Murrell's 1-yard run culminating a 29-yard drive set up by Chad Cascadden's sack and forced fumble of Drew Bledsoe and Murrell's 2nd rushing TD completing a 9-play, 60-yard march. The Patriots, the highest scoring team in the NFL, wouldn't be denied in the 2nd half. They knotted it at 24-24 with a pair of TD and a FG as the Jets had to settle for a Lowery FG. With the score tied, the Jets drove to a 1st down at the NE 16, but had to again resort to a Lowery 32-yard FG for a 27-24 4th-quarter lead. The Patriots then got the ball at their own 41 and that's when they went for it on 4th and 2 and came away with a 1st down keeping their drive alive. Bledsoe, who was 24-34-297-2 INT and 3-TD on the day, then drove the Pats to the Jets' 2-yard line where he hit Keith Byars for what proved to be the winning score. With only 3:52 remaining, the Jets took over at their own 24 and drove to the NE 11, but 4-straight Reich passes fell incomplete and the Patriots held on for a 31-27 victory. Reich was 22-44-281-1-1 and Murrell had his 2nd-straight 100-yard day with 31-128-2 TD.

Jets	7	14	3	3	27		<b>NY</b>	<b>NE</b>
Patriots	0	7	10	14	31	First Downs	28	21
						Rushes-Yards	36-142	17-68
NY — Graham 26 pass from Reich (Lowery kick)						Passing Yards	280	275
NY — Murrell 1 run (Lowery kick)						Total Net Yards	422	343
NY — Murrell 1 run (Lowery kick)						Passes	44	34
NE — Glenn 26 pass from Bledsoe (Vinatieri kick)						Sacks By-Yards Lost	2-22	1-1
NE — Martin 1 run (Vinatieri kick)						Fumbles-Lost	1-0	1-1
NY — Lowery 26 FG						Penalties-Yards	4-35	7-48
NE — Coates 17 pass from Bledsoe (Vinatieri kick)						Time of Possession	35:45	24:15
NY — Lowery 32 FG								
NE — Byars 2 pass from Bledsoe (Vinatieri kick)								

*continued*

**November 10** *continued*

**INDIVIDUAL STATISTICS**

**RUSHING** - NY: Murrell 31-128, Reich 2-9, Anderson 3-5

NE: Martin 15-43, Glenn 1-26, Bledsoe 1-(-1)

**PASSING** - NY: Reich 44-22-281-1 TD-1 INT

NE: Bledsoe 34-24-297-3 TD-2 INT

**RECEIVING** - NY: Graham 6-95, Anderson 6-85, Johnson 4-44, Chrebet 3-33, Van Dyke 1-10, Brady 1-7, Murrell 1-7

NE: Glenn 6-83, Martin 5-81, Coates 4-27, Byars 4-22, Jefferson 3-42, Meggett 1-26, Brown 1-16

**INTERCEPTIONS** - NY: Green 1-9, Glenn 1-0

NE: Clay 1-35

**SACKS** - NY: Cascadden 1, Douglas 1

NE: McGinest 1

**JETS 29 at INDIANAPOLIS 34 (48,322)**

**GAME ELEVEN—RCA Dome, November 17, 1996**—For the 2nd-straight week and for the 3rd time in the last 5 games, the Jets had a chance to pull out a victory on their last series, but again they came up empty and fell to 1-10 losing at Indianapolis, 34-29. Frank Reich's Hail Mary pass was actually grabbed by Keyshawn Johnson in the end zone, but a bevy of Colts defenders stripped the ball away before Johnson could get both feet on the ground. The Jets took a 29-26 4th quarter lead on Reich's 3rd TD pass of the day to Jeff Graham, but the Colts came back with a safety and a pair of Cary Blanchard field goals of 37 and 50 yards to build what turned out to be the final margin. The Jets produced 419 yards and Reich and Graham had career days, but the team was done in by 5 turnovers which the Colts turned into 16 3rd quarter points. After the 2 teams traded 1st quarter FG, Indianapolis took a 10-3 lead. New York countered with the 1st of Reich's TD passes to Graham, a 52-yarder, but Nick Lowery's PAT was blocked and the Jets trailed 10-9. Reich and Graham connected again with only 26 seconds left in the half, but the 2-point try failed and the Jets now led 15-10. Disaster struck the Jets in the 3rd quarter. First, the Colts recovered Adrian Murrell's fumble at the NY27 and turned it into a TD and a 16-15 lead as their 2-point try failed. Then CB Eugene Daniel intercepted Reich and raced 35 yards for the TD and a 23-15 lead. The Jets came back with a 72-yard drive and Murrell's 1-yard run on 4th down brought them to 23-21 as their 2nd 2-point attempt failed. The Colts turned another Reich interception into a 49-yard Blanchard FG for a 26-21 margin. That's when Reich and Graham teamed up for the 3rd time on a 32-yard TD pass. This time Reich's 2-point pass to Johnson was good and with 14:12 left in the 4th quarter the Jets led for the final time, 29-26. Reich was 20-42-352-3 TD-4 INT setting a personal high for yards and INT thrown and tying his career best for TD passes. Graham set a career high for TD receptions, tied his personal best for catches and fell 3 yards shy of his most receiving yards with 9-189-3 TD. The Colts produced 2 offensive and 1 defensive TD, got a safety and 4 FG of 50, 49, 37 and 25 yards and never had to drive more than 54 yards for a score.

Jets	3	12	6	8	29
Colts	3	7	16	8	34

- NY — Lowery 23 FG
- IND — Blanchard 25 FG
- IND — Warren 1 run (Blanchard kick)
- NY — Graham 52 pass from Reich (kick blocked)
- NY — Graham 17 pass from Reich (2 pt. conv.-failed)
- IND — Harrison 4 pass from Harbaugh (2 pt. conv.-failed)
- IND — Daniel 35 INT (Blanchard kick)
- NY — Murrell 1 run (2 pt. conv. failed)
- IND — Blanchard 49 FG
- NY — Graham 32 pass from Reich (K. Johnson 2 pt. conv. pass from Reich)
- IND — Dent tackles Reich for Safety
- IND — Blanchard 37 FG
- IND — Blanchard 50 FG

	NY	IND
First Downs	21	14
Rushes-Yards	27-87	31-152
Passing Yards	332	151
Total Net Yards	419	303
Passes	42	30*
Sacks By-Yards Lost	2-12	3-20
Fumbles-Lost	2-1	3-3
Penalties-Yards	9-72	7-61
Time of Possession	28:50	31:10

*continued*

## November 17 *continued*

### INDIVIDUAL STATISTICS

**RUSHING** - NY: Murrell 20-66, Cobb 4-16, Anderson 3-5

IND: Warren 4-64, Faulk 18-46, Groce 6-23, Harbaugh 3-19

**PASSING** - NY: Reich 42-20-353-3 TD-4 INT

IND: Harbaugh 26-13-130-1 TD-0 INT, Justin 4-2-33-0 INT-0 TD

**RECEIVING** - NY: Graham 9-189, Johnson 5-91, Chrebet 3-32, Anderson 2-28, Cobb 1-12

IND: Dawkins 4-70, Harrison 3-39, Faulk 3-22, Dilger 3-15, Warren 1-11, Pollard 1-6

**INTERCEPTIONS** - NY:

IND: Daniel 2-35, Belser 1-15, Buchanan 1-0

**SACKS** - NY: Douglas 2

IND: Martin 1, Bennett 1, Dent 1

## JETS 10 at BUFFALO 35 (60,854)

**GAME TWELVE**—Rich Stadium, November 24, 1996—In 4 of the last 5 Jets losses, the team has come within a last possession score of winning, but at Buffalo, the wings fell off early and the Jets fell for the 3rd straight week and for the 11th time in 12 outings as the Bills continued as the AFC East's best, 35-10. The trouble started early for the Green and White. They took control on the 1st possession of the game and drove to the Buffalo 2-yard line, but a false start KO'd their chances for a touchdown and they had to settle for a Nick Lowery 25-yard FG. The Bills roared right back when Steve Tasker turned a 5-yard catch into a 62-yard play. The Jets defense then stiffened and stopped the Bills, but 2 defensive penalties gave Buffalo new life and Jim Kelly hit Andre Reed for a 7-3 lead. It looked as if the Jets were going to overcome their early problem as they answered right back by driving to the B27, but Frank Reich was intercepted ending the Jets scoring until the 4th quarter when Reich engineered a 98-yard drive culminated by his 18-yard TD pass to Jeff Graham. In between the Bills took advantage of 4 more Jets turnovers with Kelly and Reed combining on a 22-yard TD pass and Kelly and Tasker teaming up on a 19-yard score. When Kelly left with a pulled hamstring on the pass to Tasker, Todd Collins took over and he too found Tasker for an 18-yard TD pass for a commanding 28-3 3rd quarter lead. After the Jets fought their way for a score on their 98-yard drive, the Bills took 17 seconds to answer back when Eric Moulds returned the ensuing kickoff 97 yards for the final margin of 35-10. Buffalo lost RB Thurman Thomas in the 1st quarter with a bruised knee. Adrian Murrell became the 1st Jet since Freeman McNeil in 1985 to reach the 1000-yard mark as he gained 103 yards giving him 1041 for the season. Graham became the 1st receiver to gain over 100 yards against Buffalo this year with 7-124-1 TD.

Jets	3	0	0	7	10
Bills	7	14	7	7	35

	NY	BUF
First Downs	22	17
Rushes-Yards	24-112	35-85
Passing Yards	267	176
Total Net Yards	341	348
Passes	51	24
Sacks By-Yards Lost	5-38	1-3
Fumble-Lost	2-2	2-1
Penalties-Yards	8-45	7-49
Time of Possession	33:49	26:11

NY — Lowery 25 FG

BUF — Reed 3 pass from Kelly (Christie kick)

BUF — Reed 22 pass from Kelly  
(Christie kick)

BUF — Tasker 19 pass from Collins  
(Christie kick)

BUF — Tasker 18 pass from Collins  
(Christie kick)

NY — Graham 8 pass from Reich (Lowery kick)

BUF — Moulds 97 kickoff return (Christie kick)

### INDIVIDUAL STATISTICS

**Rushing** - NY: Murrell 19-103, Anderson 4-10, Reich 1-(-1)

BUF: Holmes 22-58, Bratton 4-8, Thomas 3-8, Tasker 1-8, Moulds 1-6, Collins 4-(-4)

**Passing** - NY: Reich 51-25-267-1 TD-3 INT

BUF: Kelly 14-10-176-3 TD-1 INT, Collins 10-6-91-1 TD-0 INT

**Receiving** - NY: Chrebet 10-75, Graham 7-124, Anderson 4-14, Brady 2-21, Baxter 1-23, Johnson 1-10

BUF: Tasker 6-160, Reed 4-61, Early 2-24, Holmes 2-14, Moulds 1-8, Johnson 1-0

**Interceptions** - NY: Green 1-18

BUF: Shulz 2-5, Jackson 1-0

**Sacks** - NY: Douglas 1

BUF: Hansen 1½, Smith 1, Rogers 1, Northern 1, White ½

## HOUSTON 35 at JETS 10 (21,731)

**GAME THIRTEEN**—Giants Stadium, December 1, 1996-Rainy, cool. "In all aspects of the game—offense and defense—we just didn't compete with them," said Jets head coach Rich Kotite following the Jets 35-10 defeat to the Houston Oilers. The game got away from the Jets quickly as the Oilers jumped to a 14-0 1st quarter lead on a pair of Steve McNair TD passes of 23 yards to Frank Wychek and 83 yards to Chris Sanders, the longest play from scrimmage allowed by the Jets since 1975. The Jets got a 2nd-quarter 30-yard FG from Nick Lowery and matched Eddie George's 35-yard TD run with an 18-yard TD pass from Frank Reich to Keyshawn Johnson and were in position to get back in the game, but 2 3rd quarter fumble exchanges of the snap from center at Houston's 45-yard line doomed them. Houston added 2 more 4th quarter touchdowns for the final toll. The Jets problems actually took place before the game got started when Neil O'Donnell, who was supposed to be making his return from a separated shoulder, pulled a calf muscle in the team warmups and was lost for the game, and possibly the season. The team's record combined with the weather kept 55,985 fans from using their tickets, a record for the Jets. George was 28-141 to lead Houston's rushing attack which pounded out 243 yards.

						NY	HOU	
Jets	0	10	0	0	10			
Oilers	14	7	0	14	35			
<hr/>								
HOU— Wychek 23 pass from McNair (Del Greco kick)							First Downs	15 18
HOU— C. Sanders 83 pass from McNair (Del Greco kick)							Rushes-Yards	21-79 48-243
NY — Lowery 23 FG							Passing Yards	185 142
HOU— George 35 run (Del Greco kick)							Total Net Yards	264 385
NY — Johnson 18 pass from Reich (Lowery kick)							Passes	39 17
HOU— George 1 run (Del Greco kick)							Sacks By-Yards Lost	0-0 2-5
HOU— Thomas 24 run (Del Greco kick)							Fumbles-Lost	3-2 1-1
<hr/>								
<b>INDIVIDUAL STATISTICS</b>								
<b>Rushing</b> - NY: Murrell 14-63, Reich 5-13, Anderson 2-3								
HOU: George 28-141, Thomas 9-54, McNair 8-38, Harmon 3-10								
<b>Passing</b> - NY: Reich 27-13-154-1 TD-0 INT, Foley 12-6-36-0 TD-1 INT								
HOU: McNair 17-6-142-2 TD-0 INT								
<b>Receiving</b> - NY: Slaughter 5-44, Chrebet 5-41, Johnson 3-48, Anderson 3-21, Van Dyke 2-13, Baxter 1-23								
HOU: Sanders 3-102, Wychek 1-23, Russell 1-13, Harmon 1-4								
<b>Interceptions</b> - NY:								
HOU: Dishman 1								
<b>Sacks</b> - NY:								
HOU: Barrow 1, Cook 1								

## JETS 10 at NEW ENGLAND 34 (54,621)

**GAME FOURTEEN**—Foxboro Stadium, December 8, 1996-It was more of the same for the Jets—a pair of interceptions and a botched punt play after a high snap from center led to 17 points for the Patriots and the Jets went down to defeat for the 13th time this season as the New England Patriots won 34-10 at Foxboro. The victory clinched a playoff spot for Bill Parcells' team. Glenn Foley got his 1st NFL start and threw his 1st NFL TD pass, a 4-yarder to Keyshawn Johnson. But it wasn't enough to overcome the Patriots, who picked off Foley on the Jets' 1st possession at the NY26 and produced a Drew Bledsoe 2-yard TD pass to Ben Coates and then added a FG for a 10-0 2nd quarter lead. The Jets cut the margin to 10-3 on Nick Lowery's 27-yard 2nd quarter FG, but the Patriots answered back with Curtis Martin's 19-yard TD run and then tacked on a 41-yard FG with 2 seconds left in the half for a 20-3 lead as they capitalized on the errant snap on the punt. The Jets got back into the game as Foley marched the club 60-yards in 7 plays ending with his toss to Johnson, who set a club rookie record with his 7th TD catch. But the back-breaker came shortly after that when Ty Law jumped in front of a Foley pass and returned it 38-yards for the TD and a 27-10 lead.

*continued*

**December 8** *continued*

England wrapped it up in the 4th quarter with the final TD. Foley, who was returning to where he enjoyed great success as a college player at nearby Boston College, was 22-45-227-2 INT-1 TD. Bledsoe was 24-42-251-1-1 and Martin added 21-94-1 rushing. New England held Adrian Murrell to a season-low 12 for 30 yards rushing.

					NY	NE
Jets	0	3	7	0	10	
Patriots	7	13	7	7	34	
					First Downs	16 27
					Rushes-Yards	14-42 33-119
					Passing Yards	202 248
					Total Net Yards	244 367
					Passes	45 43
					Sacks By-Yards Lost	1-3 4-25
					Fumbles-Lost	0-0 2-0
					Penalties-Yards	10-64 9-55
					Time of Possession	24:38 35:22
NE	— Coates 2 pass from Bledsoe (Vinatieri kick)					
NE	— Vinatieri 19 FG					
NY	— Lowery 27 FG					
NE	— Martin 19 run (Vinatieri kick)					
NE	— Vinatieri 41 FG					
NY	— Johnson 4 pass from Foley (Lowery kick)					
NE	— Law 38 INT return (Vinatieri kick)					
NE	— Grier 1 run (Vinatieri kick)					

**INDIVIDUAL STATISTICS**

**Rushing** - NY: Murrell 12-30, Foley 1-11, Hansen 1-1

NE: Martin 21-94, Grier 7-19, Bledsoe 2-3, Gash 2-2, Meggett 1-1

**Passing** - NY: Foley 45-22-227-1 TD-2 INT

NE: Bledsoe 42-24-251-1 TD-1 INT, Grier 1-0-0-0 TD-0 INT

**Receiving** - NY: Johnson 7-91, Chrebet 4-52, Slaughter 3-40, Brady 3-19, Van Dyke 2-17, Anderson 2-14, Murrell 1-(-6)

NE: Glenn 7-66, Jefferson 5-91, Byars 4-37, Martin 3-13, Coates 2-18, Gash 2-14, Meggett 1-12

**Interceptions** - NY: Houston 1

NE: Law 1, Henderson 1

**Sacks** - NY: B. Hamilton 1

NE: Sagapolutele 1, Bruschi 1, Milloy 1, Slade 1

**PHILADELPHIA 21 at JETS 20 (29, 178)**

**GAME FIFTEEN**—Giants Stadium, December 14, 1996- The Jets defense almost earned the Jets their 2nd victory of the season, but it was the 5 turnovers that again told the story as the Jets lost to the Philadelphia Eagles 21-20 at the Meadowlands. The Jets' defense made 4 take-aways which all produced scores and gave the Green and White leads of 10-0 at the half and 20-7 in the 4th quarter, but the final nail was driven in the ground when Mike Zordich stepped in front of a Glenn Foley pass in the flat to FB Richie Anderson at the J25 and returned to the J18 setting up Ty Detmer's 14-yard TD pass to Irving Fryar giving Philly the win. The victory earned the Eagles a trip to the playoffs and the loss coupled with the Saints' win over the Giants the next day, gave the Jets the No. 1 selection in the draft for the 2nd year in a row. New York jumped to a 7-0 lead when Marcus Coleman's INT set up a 46-yard flea-flicker TD pass from Foley to Keyshawn Johnson. Three series later Bobby Houston's forced fumble and recovery of Ricky Watters' bobble led to a 10-0 lead on Nick Lowery's 27-yard FG. The Jets couldn't take advantage of excellent field position at their own 46 when the Eagles picked off Foley setting up the 1st of Detmer's TD passes to Fryar—this one of 40 yards narrowed the lead to 3 points. But Aaron Glenn soon upped the New York lead to 17-7 when he grabbed Detmer's pass for Fryar and raced 13-yards untouched into the Eagles end zone. On the next Philly series, LB Chad Cascadden sacked Detmer and Hugh Douglas, who had 3 sacks in the game, recovered the fumble at the P28 setting up Lowery's 29-yard FG for a 20-7 lead with 0:03 left in the 3rd quarter. The Eagles then mounted their only drive of the game marching 80-yards in 9 plays to chop the NY lead to 20-14 with 7:04 left in the game. Two plays later Zordich took in Foley's pass setting up the Eagle victory. New York had 1 more opportunity but a dropped pass at the P15 was followed by the 4th Eagle interception at the P29 and the game was essentially over.

*continued*

## November 17 *continued*

						NY	PHI
Jets	7	3	10	0	20		
Eagles	0	0	7	14	21		
NY	— Johnson 46 pass from Foley (Lowery kick)						
NY	— Lowery 27 FG						
PHI	— Fryar 40 pass from Detmer (Anderson kick)						
NY	— Glenn 13 yd INT return (Lowery kick)						
NY	— Lowery 29 FG						
PHI	— Jones 3 pass from Detmer						
PHI	— Fryar 14 pass from Detmer (Anderson kick)						
						First Downs	14 15
						Rushes-Yards	23-53 33-151
						Passing Yards	173 172
						Total Net Yards	226 323
						Passes	26 34
						Sacks By-Yards Lost	4-26 2-13
						Fumbles-Lost	1-1 4-2
						Penalties-Yards	8-41 10-87
						Time of Possession	27:51 32:09

### INDIVIDUAL STATISTICS

**Rushing** - NY: Murrell 18-46, Foley 5-25  
 PHI: Watters 17-75, Garner 8-58, Detmer 7-12, Turner 1-6

**Passing** - NY: Foley 26-16-186-1 TD-4 INT  
 PHI: Detmer 34-17-198-3 TD-2 INT

**Receiving** - NY: Johnson 4-77, Chrebet 4-59, Brady 3-15, Slaughter 2-30, Anderson 2-3, Murrell 1-2  
 PHI: Fryar 4-92, Jones 4-39, Watters 3-13, Turner 3-11, Garner 2-12, Johnson 1-31

**Interceptions** - NY: Glenn 1, Coleman 1  
 PHI: Zordich 2, Thomas 1, Taylor 1

**Sacks** - NY: Douglas 3, Cascadden 1  
 PHI: Thomas 1, Mamula 1

## MIAMI 31 at JETS 28 (49,933)

**GAME SIXTEEN**—Giants Stadium, December 22, 1996—Two days after head coach Rich Kotite stepped aside, he coached his final game as head coach of the New York Jets. In an intensely played game, the Jets jumped out to a 14-point lead, watched as the Dolphins tied the game early in the third quarter and then the lead changed hands twice before the Dolphins managed to pull out a 31-28 victory. The Jets started out quickly on defense as DT Matt Brock burst past a blocker on the Dolphins second possession and sacked QB Dan Marino, stripping him of the football. DE Hugh Douglas pounced on the ball and streaked 62-yards for the TD (his first TD in the NFL) to give the Jets a 7-0 lead. The defense then forced Miami to go 3 plays and out and then methodically drove 84 yards in 11 plays, highlighted by two big plays between QB Glenn Foley and WR Webster Slaughter, a 24-yard juggling catch and a deep pass to Slaughter, who had beat the defensive back, forcing him to interfere with Slaughter in the endzone, setting up Adrian Murrell's 1-yard plunge for the TD. The Dolphins battled back to score a TD on the last play from scrimmage in the first half as Marino hit WR O.J. McDuffie on a 1-yard pass to cut the Jets lead to 14-7. Miami came out and scored on their second possession in the 3rd quarter, as Marino hooked up with WR Fred Barnett on a 33-yard catch and run TD. The Jets answered right back as Foley directed a 7 play, 56-yard drive, culminated by TE Kyle Brady's first TD reception of the year, an 11-yarder on 3rd and goal, putting the Jets up 21-14. The Dolphins then went 78 yards in 8 plays, highlighted by Marino passes to TE Troy Drayton (15 and 14 yards) and capped by Karim Abdul-Jabbar's 1-yard run to knot the score at 21. K Joe Nedney then gave the Dolphins their first lead of the day with a 37-yard FG and built their lead to 10 points when Marino guided a 74-yard, 10 play drive topped off with a 50-yard TD strike to WR Randal Hill. The Jets, led by reserve QB Frank Reich answered with a 9-yard TD pass to WR Wayne Chrebet to narrow the gap to 31-28. The Jets defense forced the Dolphins to go three and out and give the ball back to the Jets with 3:41 on the clock. But a Reich to Chrebet 14-yard gain went for naught as Chrebet was stripped of the ball at the Miami 49 yard line and the Dolphins then ran the clock, and the Jets 1-15 season, out.

Jets	14	0	7	7	28
Dolphins	0	7	17	7	31

*continued*

**December 22 continued**

NY — Douglas 62 fumble return (Lowery kick)	First Downs	21	26
NY — Murrell 1 run (Lowery kick)	Rushes-Yards	22-83	40-157
MIA — McDuffie 1 pass from Marino (Nedney kick)	Passing Yards	195	259
MIA — Barnett 33 pass from Marino (Nedney kick)	Total Net Yards	278	416
NY — Brady 11 pass from Foley (Lowery kick)	Passes	41	43
MIA — Abdul-Jabbar 17 run (Nedney kick)	Sacks By-Yards Lost	1-3	2-23
MIA — Nedney 37 FG	Fumbles-Lost	3-2	3-1
MIA — Hill 50 pass from Marino (Nedney kick)	Penalties-Yards	8-50	7-87
NY — Chrebet 9 pass from Reich (Lowery kick)	Time of Possession	25:18	34:42

**INDIVIDUAL STATISTICS**

**Rushing** - NY: Murrell 19-69, Anderson 1-9, Foley 1-4, Reich 1-1  
MIA: Abdul-Jabbar 6-12, Spikes 6-12, Marino 2-(-2), Pritchett 2-(-5)

**Passing** - NY: Foley 26-10-110-1 TD-0 INT, Reich 15-10-108-1 TD-0 INT  
MIA: Marino 42-20-262-3 TD-0 INT, Erickson 1-0-0-0 TD-0 INT

**Receiving** - NY: Slaughter 5-84, Chrebet 4-41, Johnson 3-45, Brady 2-19, Anderson 2-14, Murrell 2-8, Van Dyke 2-7  
MIA: McDuffie 5-66, Drayton 5-56, Hill 3-68, Pritchett 3-21, Barnett 2-40, Abdul-Jabbar 1-6, Parmalee 1-5

**Interceptions** - NY:  
MIA:

**Sacks** - NY: B. Hamilton 1  
MIA: Armstrong 2

**TICKETS DISTRIBUTED**

(1960-96)

	Home	Avg.	Away	Avg.	Total	Avg.
1960	114,628	16,375	106,675	15,237	221,285	15,806
1961	106,619	15,231	131,232	18,747	37,851	16,989
1962	36,161	5,165	133,175	19,025	169,336	12,095
1963	103,550	14,792	137,156	19,594	240,706	17,193
1964	298,972	42,710	145,429	20,776	444,401	31,743
1965	384,144	54,877	228,018	32,574	612,162	43,726
1966	415,768	59,395	225,952	32,279	641,720	45,838
1967	437,036	62,433	273,092	39,013	710,128	50,723
1968	433,760	61,965	305,153	43,593	738,913	52,778
1969	440,442	62,917	304,331	43,476	744,753	53,197
1970	439,688	62,812	429,694	61,383	869,382	62,099
1971	441,099	63,014	391,895	55,994	832,994	59,500
1972	441,581	63,083	404,525	57,789	846,106	60,436
1973	366,874 +	61,146	492,173	61,521	859,047	61,360
1974	426,977	60,997	458,454	65,493 *	885,431	63,245
1975	427,741	61,106	444,450	63,493	872,191	62,299
1976	407,394	58,199	376,164	53,738	783,558	55,968
1977	378,356 #	54,051	342,255	48,894	720,611	51,472
1978	452,810	56,601	446,441	55,805	899,251	56,203
1979	472,180	59,023	450,492	56,312	922,672	57,667
1980	471,851	58,982	497,275	62,159	969,129	60,571
1981	472,166	59,021	493,586	61,698	965,752	60,360
1982++	236,089	59,022	271,152	54,230	507,241	56,360
1983	472,104	59,013	498,746	62,343	970,850	60,678
1984##	615,128	76,891	463,056	57,882	1,078,184	67,387
1985	615,128	76,891	465,888	58,236	1,081,016	67,564
1986	615,128	76,891	522,400 *	65,300	1,137,528 *	71,096 *
1987%%	615,128	76,891	439,451	62,779	1,054,579	70,305
1988	615,128	76,891	468,892	58,612	1,084,020	67,751
1989	615,128	76,891	510,994	63,875	1,126,122	70,383
1990	615,128	76,891	432,911	54,114	1,048,039	65,502
1991	615,128	76,891	496,018	62,022	1,111,146	69,446
1992	615,128	76,891	458,504	57,313	1,073,632	67,102
1993	616,968	77,121	502,314	62,789	1,119,282	69,995
1994	622,424	77,803	509,725	63,715	1,132,149	70,759
1995	621,728	77,716	459,168	57,396	1,080,896	67,556
1996	623,408 *	77,926 *	490,942	61,368	1,114,350	69,647

+Six home games \*Jets Record #Includes one game at Meadowlands

##Jets moved to Meadowlands in 1984

++9-game schedule played in 1982 (4 at Shea Stadium, 5 away)

%15-game schedule played in 1987 (8 at Giants Stadium, 7 away)

**Largest Crowd**

85,703 ..... at Cleveland ..... Sept. 21, 1970

**Largest Home Crowd**

75,606 ..... Miami ..... Nov. 27, 1994

**Note: 16-game schedule began in 1978**

# 1996 NEW YORK JETS PARTICIPATION CHART

NAME	GP/GS	1	2	3	4	5	6	7	8	9	10	11	12	13	14	15	16				
		at DEN	at NO	at MIA	at NYG	at WAS	at OAK	at JAX	at BUF	at ARZ	at NE	at IND	at BUF	HOU	at NE	PHI	at MA				
Alexander	7/7	C	C	C	C	C	C	C	Injured Reserve - 10/15/96												
Anderson	16/16	FB	FB	FB	FB	FB	FB	FB	FB	FB	FB	FB	FB	FB	FB	FB	FB	FB			
Bailey	8/0					X	X	X	X	X	X	X	IA	IA	IA	IA	IA	X			
Beavers	7/0										X	X	X	X	X	X	X	X			
Baxter	16/0	X	X	X	X	X	X	X	X	X	X	X	X	X	X	X	X	X			
Boatswain	16/4	LT	LT	X	X	X	X	X	X	X	X	X	X	X	X	X	LG	LG			
Brady	16/16	TE	TE	TE	TE	TE	TE	TE	TE	TE	TE	TE	TE	TE	TE	TE	TE	TE			
Brock	16/16	RDT	RDT	RDT	RDT	RDT	RDT	RDT	RDT	RDT	RDT	RDT	RDT	RDT	RDT	RDT	RDT	RDT			
Brown, La.	0/0													IA	IA	IA	IA	IA			
Carpenter	2/0	X	IA	X	Waived - 9/18/96																
Cascadden	16/8	X	X	LLB	X	X	X	X	X	X	RLB	RLB	RLB	RLB	RLB	RLB	RLB	RLB			
Chalenski	15/7	X	X	RDE	RDE	RDE	RDE	RDE	RDE	RDE	X	X	X	IA	X	X	X	X			
Chrebet	16/9	WP	WR	X	X	X	WR	WR	WR	WR	X	X	X	X	WR	WR	WR	WR			
Clifton	16/0	X	X	X	X	X	X	X	X	X	X	X	X	X	X	X	X	X			
Cobb	15/0	X	X	X	X	X	X	DNP	X	X	X	X	X	X	X	X	X	X			
Coleman	13/4	X	X	X	IA	IA	IA	X	X	X	X	X	X	RCB	RCB	RCB	RCB	RCB			
D'Agostino	9/0								X	X	X	X	X	X	X	X	X	X			
Davis	2/0	IA	IA	IA	IA	IA	IA	IA	X	IA	IA	IA	IA	IA	DNP	DNP	X	X			
Douglas	10/10	RDE	RDE	LDE	IA	IA	IA	IA	IA	IA	IA	RDE	RDE	RDE	RDE	RDE	RDE	RDE			
Duffy	16/16	RT	LG	LG	LG	LG	LG	LG	C	C	C	C	C	C	C	C	C	C			
Elliott	14/14	IA	IA	LT	LT	LT	LT	LT	LT	LT	LT	LT	LT	LT	LT	LT	LT	LT			
Ellis	8/0	X	X	IA	X	IA	X	X	X	X	IA	X	WAI								
Faulkner	4/0		IA	X	X	X	X	DNP	IA	Waived - 10/22/96											
Fiore	0/0								IA	IA	IA	IA	IA	IA	IA	IA	IA	IA			
Foley	5/3	IA	IA	IA	IA	IA	IA	X	DNP	DNP	DNP	DNP	DNP	DNP	X	QB	QB	QB			
Galbreath	15/8	LG	X	X	X	X	X	X	LG	LG	LG	LG	LG	LG	LG	LG	LG	DNP	X		
Glenn	16/16	LCB	LCB	LCB	LCB	LCB	LCB	LCB	LCB	LCB	LCB	LCB	LCB	LCB	LCB	LCB	LCB	LCB			
Graham	11/9	WR	WR	WR	WR	WR	X	IA	IA	X	WR	WR	WR	WR	WR	IA	IA	IA			
Green	16/16	SS	SS	SS	SS	SS	SS	SS	SS	SS	SS	SS	SS	SS	SS	SS	SS	SS			
Greenwood	14/2	IA	IA	X	X	X	X	X	X	X	X	RCB	RCB	X	X	X	X	X			
Gunn	8/0						X	X	X	X	X	X	X	X	IA	IA	IA	IA			
Hamilton, B.	15/11	PS	X	X	X	LDE	X	LDE	LDE	LDE	LDE	LDE	LDE	LDE	LDE	LDE	LDE	LDE			
Hamilton, R.	15/4	X	IA	X	X	X	MLB	MLB	MLB	MLB	X	X	X	X	X	X	X	X			
Hansen	16/0	X	X	X	X	X	X	X	X	X	X	X	X	X	X	X	X	X			
Houston	15/15	LLB	LLB	IA	LLB	LLB	LLB	LLB	LLB	LLB	LLB	LLB	LLB	LLB	LLB	LLB	LLB	LLB			
Howard	1/1	LDT	Injured Reserve - 9/4/96																		
Hudson	16/0	X	X	X	X	X	X	X	X	X	X	X	X	X	X	X	X	X			
Johnson	14/12	X	X	WR	WR	WR	IA	IA	WR	WR	WR	WR	WR	WR	WR	WR	WR	WR			
Jones, G.	15/15	FS	FS	FS	FS	FS	FS	FS	FS	FS	FS	FS	FS	FS	FS	FS	FS	FS			
Jones, M.	11/11	MLB	MLB	MLB	MLB	MLB	IA	IA	IA	IA	MLB	MLB	MLB	MLB	MLB	MLB	MLB	MLB			
Lewis	9/9	RLB	RLB	RLB	RLB	RLB	RLB	RLB	RLB	RLB	IR										
Lowery	16/0	X	X	X	X	X	X	X	X	X	X	X	X	X	X	X	X	X			
Malamala	4/1	PUP-Knee		DNP	X	DNP	X	DNP	DNP	X	X	DNP	DNP	DNP	X	DNP	RT	RT			
Mason	0/0	Injured Reserve - Knee - 8/20/96																			
May	8/0	X	X	X	X	X	X	X	X	X	Waived - 10-22-96										
Mickens	14/10	RCB	RCB	RCB	RCB	RCB	RCB	RCB	RCB	RCB	RCB	IA	X	X	X	X	X	X			
Moore	16/0	X	X	X	X	X	X	X	X	X	X	X	X	X	X	X	X	X			
Murrell	16/16	RB	RB	RB	RB	RB	RB	RB	RB	RB	RB	RB	RB	RB	RB	RB	RB	RB			
O'Donnell	6/6	QB	QB	QB	QB	QB	QB	IA	IA	IA	IA	IA	IA	DNP	IA	IA	IA	IA			
O'Dwyer	16/16	RG	RG	RG	RG	RG	RG	RG	RG	RG	RG	RG	RG	RG	RG	RG	RG	RG			
Paci	0/0								IA	IA	IA	IA	IA	IA	WAI	IA	IA	IA			
Reich	10/7	X	DNP	DNP	DNP	DNP	X	QB	QB	QB	QB	QB	QB	QB	QB	DNP	DNP	X			
Silvestri	12/0	IA	X	X	IA	X	X				Waived-10/8/96	X	X	X	X	X	X	X			
Slaughter	10/1	X	X	X	X	X	WR	IA	IA	IA	IA	IA	IA	IA	X	X	X	X			
Smith, O.	2/0	IA	X	X	IA	Waived - 9/24/96															
Smith, R.	0/0	Waived - 8/31/96																			
Spindler	15/5	X	LDT	LDT	LDT	LDT	LDT	IA	X	X	X	X	X	X	X	X	X	X			
Van Dyke	15/1	X	X	X	X	IA	X	WR	X	X	X	X	X	X	X	X	X	X			
Washington	14/14	LDE	LDE	IA-Ribs	LDE	IA	LDE	LDT	LDT	LDT	LDT	LDT	LDT	LDT	LDT	LDT	LDT	LDT			
Wiegmann	0/0										IA	DNP	IA	IA	IA	DNP					
Williams, B.	5/0	X	X	X	X	X	IA	Waived													
Williams, D.	14/14	IA	RT	RT	RT	RT	RT	RT	RT	RT	RT	RT	RT	RT	RT	RT	RT	RT			
Young	15/0	X	X	IA	X	X	X	X	X	X	X	X	X	X	X	X	X	X			
Zomalt	10/1				X	X	X	X	X	X	IA	IA	IA	X	X	X	X	FS			

PS = Practice Squad

DB = Started as 5th defensive back vs HOU run-and-shoot offense in place of LB Bobby Houston

LEGEND: X = played IA = inactive IR = injured reserve DNP=did not play \* =2 tight end formations

# 1996 GAME-BY-GAME OFFENSE

	T	1st Downs			Net Yds		Rsh PI	Avg Rsh	Net Yds		Sacks No/Yds	Pass		Cmp Pct	Int	Penalty		Fumbles		Punts		T.O.P
		R	P	Pen	Yds	PI			Pass	Att		No	Yds			No	Lost	No	Avg.			
at DEN	12	7	4	1	174	59	25	4.1	72	9/61	25	11	44%	1	3	15	4	3	9	45.2	25:34	
IND	21	9	12	0	359	73	24	2.9	290	3/29	46	26	57%	1	15	100	1	1	7	48.1	30:38	
at MIA	20	5	13	2	376	64	18	4.0	304	2/21	44	25	57%	3	9	95	0	0	4	44.8	26:37	
GIA	13	3	10	0	208	63	21	3.7	130	4/19	38	22	58%	1	7	71	2	1	7	46	30:47	
at WAS	27	9	16	2	427	78	37	3.8	287	1/5	40	27	68%	1	4	30	1	0	1	52	37:18	
OAK	20	5	11	4	282	64	24	4.6	171	2/18	38	18	47%	2	5	35	0	0	4	46.3	24:34	
at JAX	24	5	15	4	367	74	30	3.0	276	0/0	44	23	52%	2	3	25	1	0	4	48.5	33:03	
BUF	19	4	13	2	317	58	22	2.9	253	0/0	36	21	58%	2	5	40	1	1	3	34.3	23:36	
at ARZ	27	9	14	4	454	70	38	5.5	246	1/8	31	22	71%	2	8	76	1	1	2	44	37:10	
NE	28	11	13	4	422	81	36	3.9	280	1/1	44	22	50%	1	4	35	1	0	2	34.5	35:45	
at IND	21	4	16	1	419	72	27	3.2	332	3/20	42	20	48%	4	9	72	2	1	2	47	28:50	
at BUF	22	6	14	2	341	80	24	4.7	229	5/38	51	25	49%	3	8	45	2	2	6	41.8	33:49	
HOU	15	5	8	2	264	62	21	3.8	185	2/5	39	19	49%	1	5	35	3	2	7	39.4	25:25	
at NE	16	3	12	1	244	63	14	3.0	202	4/25	45	22	49%	2	10	64	0	0	5	41.6	24:38	
PHI	14	3	7	4	226	51	23	2.3	173	2/13	26	16	62%	4	8	41	1	1	5	51.6	27:51	
MIA	20	6	13	1	278	65	22	3.8	195	2/23	41	20	49%	0	8	50	3	2	6	44.2	25:18	
Totals	319	94	191	34	5158	1077	406	3.78	3625	41/286	630	339	54%	30	111	829	23	15	74	44.7	29:26	

# 1996 GAME-BY-GAME DEFENSE

	1st Downs			Net Yds	No. PI	Yds Run	Rsh PI	Avg Rsh	Net Yds Pass	Sacks No/Yds	Pass Att	Cmp Pct	Int	Penalty		Fumbles		Punts		T.O.P	
	T	R	P											No	Yds	No	Lost	No	Avg.		
at DEN	21	9	11	367	73	200	37	5.4	167	2/16	34	16	47%	2	7	39	2	1	7	45.0	34:26
IND	17	4	9	291	52	71	29	2.4	220	3/22	20	15	75%	0	4	33	1	1	5	49.8	29:22
at MIA	20	10	9	446	64	195	40	4.9	251	1/6	23	13	57%	1	6	45	2	1	3	46.3	33:23
GIA	12	2	7	201	52	91	38	2.4	110	1/1	13	9	69%	0	2	15	2	2	5	44.4	29:13
at WAS	18	7	11	396	48	142	25	5.7	254	1/3	22	15	68%	0	2	9	0	0	2	43.5	22:42
OAK	26	12	11	404	74	222	43	5.2	182	3/6	28	17	61%	1	8	89	0	0	4	36.8	35:26
at JAX	10	2	7	289	51	72	23	3.1	217	5/31	23	14	61%	0	15	123	2	0	7	39.3	26:57
BUF	23	11	11	333	82	138	43	3.2	195	3/26	36	19	53%	0	5	40	1	1	3	34.3	36:24
at ARZ	19	5	12	353	54	107	21	5.1	246	1/9	32	17	53%	1	8	108	0	0	4	41.3	22:50
NE	21	8	13	343	53	68	17	4.0	275	2/22	34	24	71%	2	7	48	1	1	1	47.0	24:15
at IND	14	4	7	303	63	152	31	4.9	151	2/12	30	15	50%	0	7	61	3	3	4	47.3	31:10
at BUF	17	5	11	348	60	84	35	2.4	264	1/3	24	16	67%	1	7	49	2	1	7	40.6	26:11
HOU	18	14	4	385	65	243	48	5.1	142	0/0	17	6	35%	0	4	20	1	1	6	45.3	34:35
at NE	27	11	14	367	77	119	33	3.6	248	1/3	43	24	56%	1	9	55	2	0	4	35.5	35:22
PHI	15	5	9	323	71	151	33	4.6	172	4/26	34	17	50%	2	10	87	4	2	7	37.0	32:09
MIA	26	10	11	416	84	157	40	3.9	259	1/3	43	20	47%	0	7	87	3	1	6	43.8	34:42
Totals	304	119	157	5565	1023	2212	536	4.13	3353	31/189	456	257	56%	11	108	908	26	15	75	38.5	30:34

# OFFENSE YEAR-BY-YEAR

1 55	YEAR	FIRST		PLAYS	TOTAL		NET		TOTAL		POINTS	SACKED	INT	FL	GIVE AWAYS
		DOWN	TD		NET YDS	RUSH YDS	PASS YDS	RUSH YDS	PASS YDS						
	1960	286*		999*	4794	(342.4)	1460	(104.3)	3334	(238.1)	382	20	24	16	40
	1961	247		927	4065	(290.4)	1678	(119.9)	2387	(170.5)	301	31	25	21	46
	1962	206		876	3955	(282.5)	1213	(86.6)	2742	(195.9)	278	36	29	14	43
	1963	200		820	3499	(249.9)	969	(69.2)	2530	(180.7)	249	34	29	15	44
	1964	209		861	3889	(277.8)	1457	(104.1)	2432	(173.7)	278	27	33	7	40
	1965	213		843	4065	(290.4)	1476	(105.4)	2589	(184.9)	285	17	22	18	40
	1966	254		899	4906	(350.4)	1442	(103.0)	3464*	(247.4)	322	9	29	10	39
	1967	282+		932	5152+	(368.0)	1307	(93.4)	3845+	(274.6)	371	28	29	8	37
	1968	249		921	5047	(360.5)	1608	(114.9)	3439	(245.6)	419	18	19	15	34
	1969	252		879	4583	(327.4)	1782	(127.3)	2801	(200.1)	353	16	20	16	36
	1970	230		884	3960	(263.6)	1653	(118.1)	2307	(164.8)	255	35	23	11	34
	1971	202		786	3267	(233.4)	1888	(134.9)	1379	(98.5)	212	23	16	14	30
	1972	250		825	4787	(341.9)	2010	(143.6)	2777	(198.4)	367	17	22	9	31
	1973	222		863	3920	(280.0)	1864	(133.1)	2056	(146.9)	240	37	22	17	39
	1974	234		832	4061	(290.1)	1625	(116.1)	2436	(174.0)	279	19	24	8	32
	1975	266		919	4230	(302.1)	2079	(148.5)	2151	(153.6)	258	34	33	8	41
	1976	220		876	3530	(252.1)	1924	(137.4)	1606	(114.7)	169	45	28	25	53
	1977	195		832	3620	(258.6)	1618	(115.6)	2002	(143.0)	191	35	26	14	40
	#1978	277		993	4857	(303.6)	2250	(140.6)	2607	(162.9)	359	43	28	9	37
	1979	299		1035	5244	(327.8)	2646+	(165.4)	2598	(162.4)	337	32	25	13	38
	1980	289		993	4882	(305.1)	1873	(117.1)	3009	(188.1)	302	42	30	11	41
	1981	318		1108	5396	(337.3)	2341	(146.3)	3055	(190.9)	355	30	14	17	31
	#1982	193		606	3218	(357.6)	1317	(146.3)	1901	(211.2)	245	23	9	9	18

# OFFENSE YEAR-BY-YEAR

YEAR	FIRST DOWNS	PLAYS	TOTAL NET YDS	NET RUSH YDS	TOTAL PASS YDS	POINTS	SACKED	INT	FL	GIVE AWAYS
1983	313	1076	5493 ..... (343.3)	2068 ..... (129.3)	3425 ..... (214.1)	313	43	28	19	47
1984	310	1044	5148 ..... (321.8)	2189 ..... (136.8)	2959 ..... (184.9)	332	52	21	13	34
1985	<u>344</u>	<u>1123</u>	<u>5896</u> ..... (368.5)	2312 ..... (144.5)	3584 ..... (224.0)	393	62	<u>8</u>	21	29
1986	319	1072	5375 ..... (335.9)	1729 ..... (108.1)	3646 ..... (227.9)	364	45	21	16	37
%1987	292	1041	4630 ..... (308.7)	1671 ..... (111.4)	2959 ..... (197.3)	334	66	15	19	34
1988	331	1094	5215 ..... (325.9)	2132 ..... (133.3)	3083 ..... (192.7)	372	42	11	16	27
1989	292	1032	5011 ..... (313.2)	1596 ..... (99.8)	3415 ..... (213.4)	253	62	24	17	41
1990	295	967	4886 ..... (305.4)	2127 ..... (132.9)	2759 ..... (172.4)	295	40	11	13	24
1991	331	+1059	5316 ..... (332.3)	2160 ..... (135.0)	3156 ..... (197.3)	314	33	12	13	25
1992	252	958	4431 ..... (276.9)	1752 ..... (109.5)	2679 ..... (167.4)	220	39	24	15	39
1993	304	1031	5212 ..... (325.8)	1880 ..... (117.5)	3332 ..... (208.3)	270	21+	12	16	28
1994	265	983	4703 ..... (293.9)	1566 ..... (97.9)	3137 ..... (196.1)	264	28	18	10	28
1995	254	1001	4067 ..... (254.2)	1279 ..... (79.9)	2788 ..... (174.3)	233	47	24	18	42
1996	319	1077	5208 ..... (325.5)	1583 ..... (98.9)	3625 ..... (226.6)	279	41	30	16	46

+Led Pro Football \*Led AFL \*\*Led AFC #Length of season went from 14 to 16 games

#Length of season was 9 games %Length of season was 15 games

Underline indicates Jets record Ball control plays include rushes, passes and sacks

Numbers in parenthesis indicates yards per game average

# DEFENSE YEAR-BY-YEAR

YEAR	FIRST DOWNS	PLAYS	TOTAL NET YDS	RUSH YDS	NET PASS YDS	TOTAL POINTS	SACKED	INT	FL	TAKE AWAYS
1960	252	884	4699	1750	2919	399	41	28	20	48
1961	242	905	4677	1880	2797	390	41	32	20	52
1962	253	906	4655	2049	2606	423	54	35	20	45
1963	280	899	5166	2129	3037	399	23	21	15	36
1964	245	908	4916	1675	3241	315	28	34	10	44
1965	303	927	4213	1551	2662	303	23	26	12	38
1966	231	890	4278	1524	2754	312	35	21	8	29
1967	203	849	3775	1633	2142	329	39	27	6	33
1968	<u>178+</u>	814*	<u>3363*</u>	<u>1195++</u>	2186	280	43	28	9	37
1969	229	822	4082	1326	2756	269	42	29	13	42
1970	216	826	3655**	1283**	2372	286	35	22	11	33
1971	235	841	4357	2302	2055	299	27	13	10	23
1972	255	866	4709	2072	2637	324	27	19	12	31
1973	226	860	4178	2228	1950	306	26	19	19	38
1974	267	911	4297	2240	2057	300	25	17	9	26
1975	308	909	5456	2737	2719	433	19	15	13	28
1976	277	972	4916	2592	2324	383	16	11	<u>21</u>	32
1977	283	978	4648	2245	2403	300	26	11	17	28
#1978	324	1069	5524	2701	2823	364	22	23	17	40
1979	331	1094	5821	1706	4115	383	22	21	19	40
1980	348	1080	5615	1951	3664	395	28	23	9	32
1981	291	1036	4871**	1867	3004	287	<u>65+</u>	21	15	36
#1982	161	587	2629	983	1646	166	20	17	9	26
1983	298	1058	5301	2378	2923	331	48	28	14	42
1984	341	1052	5566	2064	3502	364	44	15	18	33
1985	275	989	4771	1516**	3255	264	49	22	20	42

# DEFENSE YEAR-BY-YEAR

YEAR	FIRST DOWNS	PLAYS	TOTAL NET YDS	RUSH YDS	NET PASS YDS	TOTAL POINTS	SACKED	INT	FL	TAKE AWAYS
1986	349	1081	6050 (378.1)	1661 (103.8)	4389 (274.3)	386	28	20	18	38
%1987	300	993	5041 (336.1)	1835 (122.3)	3206 (213.7)	360	29	18	11	29
1988	310	1038	5633 (352.1)	2124 (132.8)	3509 (219.3)	354	45	24	16	40
1989	328	1059	5994 (374.6)	2136 (133.5)	3858 (241.1)	411	28	15	9	24
1990	318	977	5455 (340.0)	2018 (126.1)	3437 (214.8)	354	38	18	11	29
1991	298	954	4981 (311.3)	1442* (90.1)	3539 (221.2)	293	35	18	19	37
1992	276	961	4880 (305.0)	1919 (119.9)	2961 (185.1)	315	36.0	21	18	39
1993	266**	949	4712 (294.5)	1473 (92.1)	3239 (202.4)	247	32	19	18	37
1994	315	1014	5338 (333.6)	1809 (113.1)	3529 (220.6)	320	29	17	21	38
1995	301	1066	4756 (297.3)	2016 (126.0)	2740 (171.3)	384	43	17	17	34
1996	304	1023	5564 (347.8)	2200 (137.5)	3364 (210.3)	454	28	11	15	26

+Led Pro Football    \*Led AFL    \*\*Led AFC    #Length of season went from 14 to 16 games  
 #Length of season was 9 games    %Length of season was 15 games  
 Underline indicates Jets record    Ball control plays include rushes, passes and sacks  
 Numbers in parenthesis indicates yards per game average

# TOP PERFORMANCES OF 1996

## INDIVIDUAL

Yards Rushing .....	199	Murrell at Arizona (10-27)
Rushing Attempts .....	31	Murrell vs. New England (11-10)
Longest Run .....	78	Murrell at Arizona (10-27)
Longest Run For TD .....	9t	Murrell at Washington (9-29)
Yards Passing (gross) .....	352	Reich at Indianapolis (11-17)
Passes Attempted .....	51	Reich at Buffalo (11-24)
Passes Completed .....	27	O'Donnell at Washington (9-29)
Touchdown Passes .....	3	Reich at Indianapolis (11-17)
Yards Receiving .....	189	Graham at Indianapolis (11-17)
Receptions .....	12	Chrebet at Jacksonville (10-13)
Longest Pass Completion .....	78t	O'Donnell (Graham) at Miami (9-15)
Longest Punt .....	69	Hansen vs. Giants (9-22)
Longest Punt Return .....	15	Chrebet vs. Houston (12-1)
Longest Kickoff Return .....	37	Van Dyke vs. Houston (12-1)
Longest Field Goal .....	46	Lowery vs. Giants (9-22)
Most Tackles .....	21	Green vs. Buffalo (10-20)
QB Sacks .....	3	Douglas vs. Philadelphia (12-14)
Most Interceptions .....	1	Many
Longest Interception Return ..	100t	Glenn at Miami (9-15)

## TEAM

First Downs .....	28	vs. New England (11-10)
Yards Rushing .....	208	at Arizona (10-27)
Rushing Attempts .....	33	vs. Philadelphia (12-14)
Yards Passing (net) .....	332	at Indianapolis (11-17)
Passes Attempted .....	51	at Buffalo (11-24)
Passes Completed .....	26	vs. Indianapolis (9-8)
Total Plays .....	81	vs. New England (11-10)
Total Offense (net) .....	454	at Arizona (10-27)
Total Defense (net) .....	201	vs. Indianapolis (9-8)
Rushing Defense (net) .....	68	vs. New England (11-10)
Pass Defense (net) .....	110	vs. Giants (9-22)
QB Sacks .....	5	at Jacksonville (10-13)
Interceptions .....	2	3 times
Most Points Scored .....	31	at Arizona (10-27)
Fewest Points Yielded .....	13	vs. Giants (9-22)

## WHERE THE JETS RANKED IN THE AFC/NFL IN 1996:

Record .....	1-15	
Points For, Avg. ....	17.4	15A/ 27N
Points Allowed, Avg. ....	28.4	15A/ 29N
Time of Possession .....	29:26	11A/ 21N
3rd Down Conversion Off. ....	40.9	5A/ 9N
3rd Down Conversion Def. ....	40.0	10A/ 19N
Total Offense .....	325.5	7A/12tN
Rushing Offense .....	98.9	12A/ 23N
Passing Offense .....	226.6	4A/ 10N
Total Defense .....	347.8	14A/ 27N
Rushing Defense .....	137.5	15A/ 29N
Passing Defense .....	210.3	8A/ 19N
Sacks Allowed .....	41	10A/ 20N
Sacks Made .....	28	15A/30tN
Take-Aways .....	26	13tA/25tN
Give-Aways .....	46	15A/ 30N
Turnover Differential .....	-20	15A/ 30N

## Special Teams

Punt Returns .....	4.8	15A/ 30N
Punt Return Defense .....	10.7	9A/ 17N
Kickoff Returns .....	19.0	15A/ 29N
Kickoff Return Defense .....	25.6	15A/ 30N

A = AFC, N = NFL, t = TIED

# 1996 RESULTS

WON 1, LOST 15					ACTUAL ATTENDANCE
Sep. 1	L	6-31	at Denver		70,595
Sep. 8	L	7-21	Indianapolis		63,534
Sep. 15	L	27-36	at Miami		68,137
Sep. 22	L	6-13	Giants		58,339
Sep. 29	L	16-31	at Washington		52,068
Oct. 6	L	13-34	Oakland		63,611
Oct. 13	L	17-21	at Jacksonville		65,699
Oct. 20	L	22-25	Buffalo		49,775
Oct. 27	W	31-21	at Arizona		28,088
Nov. 10	L	27-31	New England		61,715
Nov. 17	L	29-34	at Indianapolis		48,322
Nov. 24	L	10-35	at Buffalo		60,854
Dec. 1	L	10-35	Houston		21,731
Dec. 8	L	10-34	at New England		54,621
Dec. 14	L	20-21	Philadelphia		29,178
Dec. 22	L	28-31	Miami		47,271

## 1996 REGULAR SEASON STATISTICS

### TEAM

	Jets	Opponent				
TOTAL FIRST DOWNS .....	319	304				
Rushing .....	94	119				
Passing .....	191	157				
Penalty .....	34	28				
3rd Down: Made/Att .....	95/232	86/215				
3rd Down: Pct. ....	40.9	40.0				
4th Down: Made/Att .....	9/22	7/12				
4th Down Pct. ....	40.9	58.3				
POSSESSION AVG .....	29:26	30:34				
TOTAL NET YARDS .....	5208	5564				
Avg. Per Game .....	325.5	347.8				
Total Plays .....	1077	1023				
Avg. Per Play .....	4.8	5.4				
NET YARDS RUSHING .....	1583	2200				
Avg. Per Game .....	98.9	137.5				
Total Rushes .....	407	539				
NET YARDS PASSING .....	3625	3364				
Avg. Per Game .....	226.6	210.3				
Sacked/Yards Lost .....	41/286	28/178				
Gross Yards .....	3911	3542				
Att./Completions .....	629/339	456/257				
Completion Pct. ....	53.9	56.4				
Had Intercepted .....	30	11				
PUNTS/AVERAGE .....	74/44.7	75/42.1				
NET PUNTING AVG. ....	74/36.8	75/38.5				
PENALTIES/YARDS .....	110/819	107/902				
FUMBLES/BALL LOST .....	25/16	26/15				
TOUCHDOWNS .....	33	55				
Rushing .....	8	19				
Passing .....	22	33				
Returns .....	3	3				
<b>SCORE BY PERIODS</b>	<b>1</b>	<b>2</b>	<b>3</b>	<b>4</b>	<b>OT</b>	<b>Total</b>
JETS	54	100	50	75	0	279
OPPONENTS	51	144	107	152	0	454

# 1996 INDIVIDUAL STATISTICS

RUSHING	No.	Yds	Avg	Long	TD
Murrell .....	301	1249	4.1	78	1
Anderson .....	47	150	3.2	11	1
Cobb .....	25	85	3.4	9	1
Reich .....	18	31	1.7	10	0
O'Donnell .....	6	30	5.0	17	0
Foley .....	7	52	3.1	12	0
Hansen .....	1	1	1.0	1	0
Moore .....	1	1	1.0	1	0
Bailey .....	1	-4	-4.0	-4	0
JETS .....	407	1565	3.8	78	8
OPPONENTS .....	539	2200	4.1	53	19

PASSING	Att	Cmp	Yds	Cmp. %	Yds./Att.	TD
Reich .....	331	175	2205	52.9	6.66	15
O'Donnell .....	188	110	1147	58.5	6.10	4
Foley .....	110	54	559	49.1	5.08	3
JETS .....	629	339	3911	53.9	6.22	22
OPPONENTS .....	456	257	3542	56.4	7.77	33

PASSING	TD%	Int	Int%	Long	Sacks/Lost	Rating
Reich	4.5	16	4.8	52t	14/94	68.9
O'Donnell	2.1	7	3.7	78t	18/127	67.8
Foley	2.7	7	6.4	46t	9/65	46.7
JETS	3.5	30	4.8	78t	41/286	64.7
OPPONENTS	7.2	11	2.4	83t	28/178	95.5

RECEIVING	No.	Yds	Avg	Long	TD
Chrebet .....	84	809	10.8	44	3
Johnson .....	63	844	13.4	50	8
Graham .....	50	788	15.8	78t	6
Anderson .....	44	385	8.8	48	0
Slaughter .....	32	434	13.6	53	2
Van Dyke .....	17	118	6.9	12	1
Murrell .....	17	81	4.8	30	1
Brady .....	15	144	9.6	25	1
Baxter .....	7	114	16.3	23	0
Bailey .....	5	65	13.0	28	0
Cobb .....	4	23	5.8	12	0
Davis .....	1	6	6.0	6	0
JETS .....	339	3911	11.5	78t	22
OPPONENTS .....	257	3542	13.8	83t	33

INTERCEPTIONS	No.	Yds	Avg	Long	TD
Glenn .....	4	113	28.3	100t	2
Green .....	2	27	13.5	18	0
Houston .....	2	3	1.5	3	0
Coleman .....	1	23	23.0	23	0
Young .....	1	0	0.0	0	0
Spindler .....	1	-1	-1.0	-1	0
JETS .....	11	165	15.0	100t	2
OPPONENTS .....	30	384	12.8	45	2

PUNTING	No.	Yds	Avg	Net	TB	In	Lg	B
Hansen .....	74	3311	44.7	36.8	8	13	69	0
JETS .....	74	3311	44.7	36.8	8	13	69	0
OPPONENTS .....	75	3158	42.1	38.5	7	28	61	0

PUNT RETURNS	Ret	FC	Yds	Avg	Long	TD
Chrebet .....	28	16	133	4.8	15	0
JETS .....	28	16	133	4.8	15	0
OPPONENTS .....	40	14	429	10.7	31	0

KICKOFF RETURNS	No.	Yds	Avg	Long	TD
Bailey .....	24	470	19.6	34	0
Cobb .....	23	488	21.2	34	0
Van Dyke .....	15	289	19.3	37	0
Moore .....	8	118	14.8	28	0
Carpenter .....	6	107	17.8	21	0
Brady .....	2	26	13.0	16	0
Glenn .....	1	6	6.0	6	0
Murrell .....	0	0	---	---	0
JETS .....	79	1504	19.0	37	0
OPPONENTS .....	58	1485	25.6	97t	1

SCORING	TD	Ru	Pa	Rt	K-PAT	FG	S	TP
Lowery .....	0	0	0	0	26/27	17/24	0	77
Johnson .....	8	0	8	0			0	50
Murrell .....	7	6	1	0			0	42
Graham .....	6	0	6	0			0	36
Chrebet .....	3	0	3	0			0	18
Glenn .....	2	0	0	2			0	12
Slaughter .....	2	0	2	0			0	12
Brady .....	1	0	1	0			0	8
Anderson .....	1	1	0	0			0	6
Cobb .....	1	1	0	0			0	6
Douglas .....	1	0	0	1			0	6
Van Dyke .....	1	0	1	0			0	6
JETS .....	33	8	22	3	26/27	17/24	0	279
OPPONENTS .....	55	19	33	3	51/52	23/28	1	454

2-Pt. Conversions: Brady, Johnson, JETS 2-6; OPPONENTS 1-3

FIELD GOALS	1-19	20-29	30-39	40-49	50+
Lowery .....	0/0	9/9	6/7	2/8	0/0
JETS .....	0/0	9/9	6/7	2/8	0/0
OPPONENTS .....	58	1485	25.6	97t	1

Lowery: ( ) ( ) (49N) (46G, 39G) (49N,26G,35G,33G) (43G,45N,24G) (20G,36N) (43N) (37G) (48N,26G,32G) (23G) (25G) (30G) (27G,48N,29G) ( )

OPPONENTS: (28G) ( ) (37N,29G) (20G,20G)(28G) (26G,35G) (35G,40G) (48G,32G,36N,47G,23G,33G,47G) (28N,33N) (30G) (25G,49G,37G,50G) ( ) ( ) (19G,41G) (48N) (37G)

#### FINAL DEFENSIVE STATS (official-16 games)

Green .....	125-82=207	Spindler .....	25-11= 36
M. Jones .....	85-37=126	Coleman .....	22- 7= 29
G Jones .....	54-69=123	Young .....	16- 7= 23
Brock .....	44-19= 62	Greenwood .....	11- 8= 19
Houston .....	33-28= 61	Williams .....	6- 5= 11
Washington .....	42-17= 59	Gunn .....	8- 1= 9
R. Hamilton .....	44-13= 57	Zomalt .....	6- 2= 8
Lewis .....	38-14= 52	Faulkner .....	2- 2= 4
Mickens .....	37-14= 51	Smith .....	0- 1= 1
Glenn .....	42- 6= 48	Carpenter .....	0- 1= 1
R. Hamilton .....	30-17= 47	Howard .....	1- 0= 1
Cascadden .....	27-14= 44	Ellis .....	1- 0= 1
Douglas .....	35- 7= 42	Beavers .....	1- 0= 1
Chalenski .....	25-16= 41		

SACKS (29½): Douglas 8, B. Hamilton 4½, Cascadden 3, Washington 2½, Brock 2, Green 2, Gunn 2, R. Hamilton 1½, G. Jones 1, M. Jones 1, Chalenski ½, Houston ½, Lewis ½, Spindler ½.

FORCED FUMBLES (13): Cascadden 2, Douglas 2, Glenn 2, Green 2, Brock 1, B. Hamilton 1, R. Hamilton 1, Houston 1, Washington 1.

FUMBLE RECOVERIES (15): Douglas 3, Green 3, B. Hamilton 2, Brock 1, Cascadden 1, Chalenski 1, R. Hamilton 1, Houston 1, G. Jones 1, Spindler 1.

PASSES DEFENSED (72): Glenn 14, Green 11, Coleman 10, Washington 8, Mickens 7, Brock 5, Lewis 3, Greenwood 2, B. Hamilton 2, Houston 2, G. Jones 2, Young 2, Chalenski 1, Douglas 1, Spindler 1, Williams 1.

SPECIAL TEAMS TACKLES (167): Clifton 21, Baxter 18, Cascadden 17, Moore 17, R. Hamilton 17, May 11, Young 8, Greenwood 8, Hudson 8, D'Agostino 6, Zomalt 5, Mickens 4, Coleman 4, Cobb 4, Beavers 4, Bailey 3, Ellis 3, B. Hamilton 3, Smith 2, Anderson 2, Van Dyke 1, Riley 1.

# STATISTICAL LEADERS

## CAREER

### RUSHING

PLAYER	ATT	YDS	AVG	TD
1. Freeman McNeil, 1981-92 .....	1798	8074	4.5	38
2. Emerson Boozer, 1966-75 .....	1291	5135	4.0	52
3. Matt Snell, 1964-72 .....	1057	4285	4.1	24
4. Johnny Hector, 1983-92 .....	1051	4280	4.1	41
5. John Riggins, 1971-75 .....	928	3880	4.2	25
6. Bill Mathis, 1960-69 .....	1044	3589	3.4	37
7. Brad Baxter, 1990-95 .....	779	2928	3.8	35
8. Scott Dierking, 1977-83 .....	731	2901	4.0	18
9. Clark Gaines, 1976-80 .....	581	2552	4.4	8
10. ADRIAN MURRELL, 1993-96 .....	539	2361	4.4	8

### PASSING (YARDS)

PLAYER	ATT	COMP	PCT	YDS	TD	INT
1. Joe Namath, 1965-76 .....	3655	1836	.502	27057	170	215
2. Ken O'Brien, 1983-92 .....	3465	2039	.588	24386	124	95
3. Richard Todd, 1976-83 .....	2623	1433	.546	18241	110	138
4. Boomer Esiason, 1993-94 .....	913	543	.595	6203	33	24
5. Al Dorow, 1960-61 .....	834	398	.477	5399	45	56
6. Dick Wood, 1963-64 .....	708	328	.463	4503	34	43
7. Pat Ryan, 1978-89 .....	631	354	.561	4218	31	31
8. Al Woodall, 1969-74 .....	503	246	.489	2970	18	23
9. Matt Robinson, 1977-79 .....	351	161	.459	2503	15	26
10. Browning Nagle, 1991-93 .....	403	200	.496	2361	7	17

### RECEIVING (CATCHES)

PLAYER	NO	YDS	AVG	TD
1. Don Maynard, 1960-72 .....	627	11732	18.7	88
2. Al Toon, 1985-92 .....	517	6605	12.8	31
3. Wesley Walker, 1977-89 .....	438	8306	19.0	71
Mickey Shuler, 1978-89 .....	438	4819	11.0	37
5. Jerome Barkum, 1972-83 .....	326	4789	14.7	40
6. George Sauer, 1965-70 .....	309	4965	16.1	37
7. Rob Moore, 1990-94 .....	306	4285	13.9	22
8. Freeman McNeil, 1981-92 .....	295	3007	10.2	12
9. Rich Caster, 1970-77 .....	245	4434	18.1	36
10. Bruce Harper, 1977-84 .....	220	2409	11.0	22

### RECEIVING (YARDS)

PLAYER	YDS	NO	AVG	TD
1. Don Maynard, 1960-72 .....	11732	627	18.7	88
2. Wesley Walker, 1977-89 .....	8306	438	19.0	71
3. Al Toon, 1985-92 .....	6605	517	12.8	31
4. George Sauer, 1965-70 .....	4965	309	16.1	28
5. Mickey Shuler, 1978-89 .....	4819	438	11.0	37
6. Jerome Barkum, 1972-83 .....	4789	326	14.7	40
7. Rich Caster, 1970-77 .....	4434	245	18.1	36
8. Rob Moore, 1990-94 .....	4258	306	13.9	22
9. Art Powell, 1960-62 .....	3178	204	15.8	27
10. Freeman McNeil, 1981-92 .....	3007	295	10.2	12

### TOTAL YARDS FROM SCRIMMAGE

PLAYER	YARDS	RUSHING	RECEIVING
1. Don Maynard, 1960-72 .....	11747	25	11722
2. Freeman McNeil, 1981-92 .....	11035	8074	2961
3. Wesley Walker, 1977-89 .....	8331	25	8306
4. Emerson Boozer, 1966-75 .....	6623	5135	1488
5. Al Toon, 1985-92 .....	6612	7	6605
6. Johnny Hector, 1983-92 .....	5941	4280	1661
7. Matt Snell, 1964-72 .....	5664	4285	1379
8. Bill Mathis, 1960-69 .....	5364	3589	1775
9. John Riggins, 1971-75 .....	5042	3880	1162
10. George Sauer, 1965-70 .....	4988	23	4965

## SCORING

	PLAYER	TD	PAT	FG	PTS
1.	Pat Leahy, 1974-91 .....	0	558-584	304-426	1470
2.	Jim Turner, 1964-70 .....	0	238-241	153-253	697
3.	Don Maynard, 1960-72 .....	88	3*	0	534
4.	Wesley Walker, 1977-89 .....	71	0	0	428#
5.	Emerson Boozer, 1966-75 .....	64	0	0	384
6.	Freeman McNeil, 1981-92 .....	50	0	0	300
7.	Bill Mathis, 1960-69 .....	46	6*	0	288
8.	Bobby Howfield, 1971-74 .....	0	100-105	58-87	274
9.	Johnny Hector, 1983-92 .....	44	0	0	264
10.	Jerome Barkum, 1972-83 .....	40	0	0	240

\* 2-point conversion      # Includes one safety

CAPS - Players still active with Jets

## INTERCEPTIONS

	PLAYER	NO	YDS	AVG	TD
1.	Bill Baird, 1963-69 .....	34	357	10.5	2
2.	Dainard Paulson, 1961-65 .....	29	343	11.8	1
3.	Larry Grantham, 1960-72 .....	24	308	12.8	1
	James Hasty, 1988-94 .....	24	255	10.6	1
5.	Erik McMillan, 1988-92 .....	22	608	27.6	5
6.	Darrol Ray, 1980-84 .....	21	581	27.7	3
	Burgess Owens, 1973-79 .....	21	313	14.9	2
	Al Atkinson, 1965-74 .....	21	224	10.7	0
	Bobby Jackson, 1978-85 .....	21	196	9.3	2
10.	Ralph Baker, 1964-74 .....	19	218	11.5	2
	Brian Washington, 1990-94 .....	18	206	11.4	2

## SEASON

### RUSHING

	PLAYER	SEASON	ATT	YDS	AVG	TD
1.	Freeman McNeil .....	1985	294	1331	4.5	3
2.	ADRIAN MURRELL .....	1996	301	1249	4.1	6
3.	Freeman McNeil .....	1984	229	1070	4.7	5
4.	John Riggins .....	1975	238	1005	4.2	8
5.	Kevin Long .....	1978	214	954	4.5	1
6.	Matt Snell .....	1964	215	948	4.4	5
7.	John Riggins .....	1972	207	944	4.6	3
8.	Freeman McNeil .....	1988	219	944	4.3	6
9.	Johnny Johnson .....	1994	240	931	3.9	3
10.	Clark Gaines .....	1979	186	905	4.9	0

### PASSING (YARDS)

	PLAYER	SEASON	ATT	COMP	PCT	INT	TD	YDS
1.	Joe Namath .....	1967	491	258	.525	28	26	4007
2.	Ken O'Brien .....	1985	488	297	.609	8	25	3818
3.	Ken O'Brien .....	1986	482	300	.622	20	25	3690
4.	Richard Todd .....	1983	518	308	.595	26	18	3478
5.	Boomer Esiason ..	1993	473	288	.609	11	16	3421
6.	Joe Namath .....	1966	471	232	.493	27	19	3379
7.	Ken O'Brien .....	1989	477	288	.604	18	12	3346
8.	Richard Todd .....	1980	479	264	.551	30	17	3329
9.	Ken O'Brien .....	1991	489	287	.587	11	10	3300
10.	Richard Todd .....	1981	497	279	.561	13	25	3231

### RECEIVING (CATCHES)

	PLAYER	SEASON	NO	YDS	AVG	TD
1.	Al Toon .....	1988	93	1067	11.5	5
2.	Al Toon .....	1986	85	1176	13.8	8
3.	WAYNE CHREBET .....	1996	84	909	10.8	3
4.	Rob Moore .....	1994	78	1010	12.9	6
5.	Mickey Shuler .....	1985	76	879	11.6	7
6.	George Sauer .....	1967	75	1189	15.9	6
7.	Al Toon .....	1991	74	963	13.0	0
8.	Don Maynard .....	1960	72	1265	17.6	6
9.	Don Maynard .....	1967	71	1434	20.2	10
	Bake Turner .....	1963	71	1007	14.2	6
	Art Powell .....	1961	71	881	12.4	5
	ADRIAN MURRELL .....	1995	71	465	6.5	2

## RECEIVING (YARDS)

	PLAYER	SEASON	NO	YDS	AVG	TD
1.	Don Maynard .....	1967	71	1434	20.2	10
2.	Don Maynard .....	1968	57	1297	22.8	10
3.	Don Maynard .....	1960	72	1265	17.6	6
4.	Don Maynard .....	1965	68	1218	17.9	14
5.	George Sauer .....	1967	75	1189	15.9	6
6.	Al Toon .....	1986	85	1176	13.8	8
7.	Wesley Walker .....	1978	48	1169	24.4	8
8.	Art Powell .....	1960	69	1167	16.9	14
9.	George Sauer .....	1968	66	1141	17.3	3
10.	Art Powell .....	1962	64	1130	17.6	8

## TOTAL YARDS FROM SCRIMMAGE

	PLAYER	SEASON	YARDS	RUSHING	RECEIVING
1.	Freeman McNeil .....	1985	1758	1331	427
2.	Johnny Johnson .....	1993	1462	821	641
3.	Don Maynard .....	1967	1452	18	1434
4.	John Riggins .....	1975	1368	1005	363
5.	Freeman McNeil .....	1984	1364	1070	294
6.	Matt Snell .....	1964	1341	948	393
7.	ADRIAN MURRELL .	1996	1330	1249	81
8.	Don Maynard .....	1968	1297	0	1297
9.	Freeman McNeil .....	1986	1266	856	410
10.	ADRIAN MURRELL .	1995	1260	795	465

## SCORING

	PLAYER	SEASON	TD	PAT	FG	PTS
1.	Jim Turner .....	1968	0	43-43	34-46	145
2.	Jim Turner .....	1969	0	33-33	32-47	129
3.	Bobby Howfield .....	1972	0	40-41	27-37	121
	Pat Leahy .....	1985	0	43-45	26-34	121
5.	Pat Leahy .....	1981	0	38-39	25-36	113
6.	Pat Leahy .....	1988	0	43-43	23-28	112
7.	Pat Leahy .....	1991	0	30-30	26-37	108
8.	Pat Leahy .....	1978	0	41-42	20-34	107
9.	Pat Leahy .....	1990	0	32-32	23-26	101
10.	Pat Leahy .....	1986	0	44-44	16-19	92

## GAME

### RUSHING

	PLAYER	ATT	YDS	OPPONENT	DATE
1.	ADRIAN MURRELL .	31	199	at Arizona	Oct. 27, 1996
2.	Freeman McNeil .....	18	192	Buffalo	Sept. 15, 1985
3.	Freeman McNeil .....	26	184	at Kansas City	Nov. 15, 1987
4.	Matt Snell .....	31	180	Houston	Oct. 17, 1964
5.	Freeman McNeil .....	28	173	Miami	Oct. 14, 1985
6.	Matt Snell .....	26	168	Oakland	Oct. 10, 1964
	John Riggins .....	32	168	at New England	Oct. 15, 1972
8.	Emerson Boozer .....	21	160	at Philadelphia	Dec. 9, 1973
9.	Johnny Johnson .....	32	155	at Washington	Dec. 11, 1993
10.	Freeman McNeil .....	22	154	Kansas City	Oct. 2, 1988

**CAREER 100-YARD GAMES:** Freeman McNeil 26, Matt Snell 11, John Riggins 10, Emerson Boozer 8, Clark Gaines, Johnny Hector, Adrian Murrell 6 each; Johnny Johnson 4, Bill Mathis, Kevin Long, 3 each; Ed Marinaro, Blair Thomas, 2 each; Brad Baxter, Bob Burns, Dick Christy, Scott Dierking, Carl Garrett, Clifford McClain, Tom Newton, George Nock, Mark Smolinski, 1 each.

## PASSING (YARDS)

	PLAYER	COMP	YDS	OPPONENT	DATE
1.	Joe Namath .....	28-15	496	at Baltimore	Sept. 24, 1972
2.	Ken O'Brien .....	43-29	479	Miami	Sept. 21, 1986
3.	Richard Todd .....	60-42	447	San Francisco	Sept. 21, 1980
4.	Richard Todd .....	50-37	446	L.A. Rams	Sept. 25, 1983
5.	Ken O'Brien .....	32-26	431	at Seattle	Nov. 2, 1986
6.	Joe Namath .....	39-23	415	Miami	Oct. 1, 1967
7.	Joe Namath .....	46-25	403	at Oakland	Dec. 11, 1972
8.	Joe Namath .....	37-22	399	at Denver	Sept. 24, 1967

## PASSING (YARDS) *(continued)*

9.	Joe Namath .....	62-34	397	Baltimore	Oct.	18, 1970
10.	Richard Todd ....	29-17	396	Oakland	Oct.	23, 1977

---

**CAREER 400-YARD GAMES:** Joe Namath 3, Ken O'Brien, Richard Todd, 2 each.

**CAREER 300-YARD GAMES:** Joe Namath 21, Ken O'Brien 15, Richard Todd 5, Dick Wood, Boomer Esiason, 4 each, Al Dorow, Pat Ryan, Neil O'Donnell, 2 each; John Green, Browning Nagle, Frank Reich, 1 each.

---

## RECEIVING (YARDS)

	PLAYER	NO	YDS	OPPONENT	DATE
1.	Don Maynard .....	10	228	at Oakland	Nov. 17, 1968
2.	Don Maynard .....	7	212	Houston	Oct. 20, 1969
3.	Bake Turner .....	8	210	at Houston	Nov. 10, 1963
4.	Rich Caster .....	6	204	at Baltimore	Sept. 24, 1972
5.	Don Maynard .....	8	203	at Kansas City	Sept. 15, 1968
6.	Ed Bell .....	7	197	at Baltimore	Sept. 24, 1972
7.	Al Toon .....	9	195	at Seattle	Nov. 2, 1986
8.	Wesley Walker .....	6	194	Miami	Sept. 21, 1986
9.	George Sauer .....	9	191	Denver	Oct. 13, 1968
10.	JEFF GRAHAM .....	9	189	at Indianapolis	Nov. 17, 1996

---

**CAREER 200-YARD GAMES:** Don Maynard 3, Rich Caster, Bake Turner, 1 each.

**CAREER 100-YARD GAMES:** Don Maynard 50, Wesley Walker 22, Al Toon 19, George Sauer 16, Art Powell, Rich Caster, 12 each; Bake Turner 9, Rob Moore 5, Pete Lammons, Jerome Barkum, 4 each; Johnny "Lam" Jones, Jeff Graham, 3 each; Mickey Shuler, Kurt Sohn, Ed Bell, Chris Burkett, Dick Christy, Derrick Gaffney, Bill Mathis, Johnny Mitchell, 2 each; Emerson Boozer, Rob Carpenter, Wayne Chrebet, Clark Gaines, Johnny Hector, David Knight, Terance Mathis, Bobby Renn, Ryan Yarborough, 1 each.

---

# LONGEST PLAYS

## RUSHING

	PLAYER	YDS	OPPONENT	DATE
1.	Johnny Johnson .....	90	Chicago	Sept. 25, 1994
2.	Bill Mathis .....	79	Houston	Nov. 21, 1965
3.	Bruce Harper .....	78t	Atlanta	Oct. 23, 1983
	ADRIAN MURRELL .....	78	at Arizona	Oct. 27, 1996
4.	Freeman McNeil .....	69	Buffalo	Sept. 15, 1985
5.	Johnny Hector .....	64	at Cleveland	Oct. 14, 1984
6.	Clifford McClain .....	63t	Cincinnati	Dec. 19, 1971
7.	Matt Snell .....	60	at Buffalo	Sept. 29, 1968
	Richard Caster .....	60	Washington	Dec. 5, 1976
9.	Freeman McNeil .....	58	Miami	Sept. 29, 1991
10.	Johnny Johnson .....	57t	at Indianapolis	Nov. 14, 1993

## PASSING

	PLAYERS	YDS	OPPONENT	DATE
1.	Ken O'Brien to Wesley Walker .....	96t	at Buffalo	Dec. 8, 1985
2.	Joe Namath to Richard Caster .....	91	Baltimore	Oct. 30, 1974
3.	Joe Namath to Richard Caster .....	89t	at Miami	Oct. 7, 1974
4.	Ken O'Brien to Wesley Walker .....	88t	New England	Nov. 24, 1985
5.	Joe Namath to Don Maynard .....	87t	at San Diego	Nov. 24, 1968
	Richard Todd to Wesley Walker .....	87t	Oakland	Oct. 23, 1977
7.	Lee Grosscup to Don Maynard .....	86t	Boston	Oct. 6, 1962
8.	Joe Namath to Ed Bell .....	83t	Baltimore	Oct. 22, 1972
	Ken O'Brien to Wesley Walker .....	83t	at Seattle	Nov. 2, 1986
10.	Lee Grosscup to Art Powell .....	80t	at Oakland	Sept. 9, 1962
	Joe Namath to Richard Caster .....	80t	at Baltimore	Sept. 24, 1972

## KICKOFF RETURNS

	PLAYER	YDS	OPPONENT	DATE
1.	Leon Burton .....	101t	Oakland	Oct. 28, 1960
2.	Bobby Humphery .....	97t	Pittsburgh	Sept. 6, 1984
3.	Emerson Boozer .....	96t	Miami	Nov. 20, 1966
	Bobby Humphery .....	96t	Cincinnati	Dec. 21, 1986
5.	JoJo Townsell .....	93t	Pittsburgh	Dec. 13, 1986

## PUNT RETURNS

	PLAYER	YDS	OPPONENT	DATE
1.	Terance Mathis .....	98t*	Dallas	Nov. 4, 1990
2.	Bill Baird .....	93t	at Houston	Nov. 10, 1963
3.	JoJo Townsell .....	91t	Seattle	Nov. 9, 1987
4.	Bruce Harper .....	82t	Buffalo	Oct. 8, 1978
5.	Michael Harper .....	78t	Dallas	Oct. 4, 1987

\* = tied NFL record

## INTERCEPTION RETURNS

	PLAYER	YDS	OPPONENT	DATE
1.	AARON GLENN .....	100t	at Miami	Sept. 15, 1996
2.	Erik McMillan .....	92t	Indianapolis	Oct. 1, 1989
3.	Marcus Turner .....	90t	at Minnesota	Nov. 20, 1994
4.	Wayne Fontes .....	83t	Houston	Dec. 15, 1962
	Erik McMillan .....	83t	Miami	Sept. 29, 1991
6.	Ken Schroy .....	82t	Houston	Nov. 23, 1980
7.	Bobby Jackson .....	77t	at Minnesota	Dec. 26, 1982
	Mike Brim .....	77t	at Pittsburgh	Sept. 13, 1992

## PUNTS

	PLAYER	YDS	OPPONENT	DATE
1.	Steve O'Neal .....	98+	at Denver	Sept. 21, 1969
2.	Chuck Ramsey .....	79	at Baltimore	Oct. 15, 1978
3.	Joe Prokop .....	76	at New England	Nov. 5, 1989
4.	Curley Johnson .....	73	at Denver	Oct. 3, 1965
5.	Duane Carrell .....	72	at San Francisco	Oct. 3, 1976

+Pro Football Record

## LONGEST PLAYS (continued)

### FIELD GOALS

	PLAYER	YDS	OPPONENT	DATE
1.	Pat Leahy .....	55	Chicago	Dec. 14, 1985
2.	Pat Leahy .....	53	at New England	Oct. 20, 1985
3.	Pat Leahy .....	52	Pittsburgh	Sept. 6, 1984
	Pat Leahy .....	52	at New England	Oct. 20, 1985
5.	Dick Guesman .....	51	at Oakland	Oct. 20, 1963

## YEAR-BY-YEAR LEADERS

### RUSHING

Year	Player	ATT	YDS	AVG	TD
1960	Dewey Bohling .....	123	431	3.5	2
1961	Bill Mathis .....	202	846	4.2	7
1962	Dick Christy .....	114	535	4.6	3
1963	Mark Smolinski .....	150	561	3.7	4
1964	Matt Snell .....	215	948	4.4	5
1965	Matt Snell .....	169	763	4.5	4
1966	Matt Snell .....	178	644	3.6	4
1967	Emerson Boozer .....	119	442	3.7	10
1968	Matt Snell .....	179	747	4.2	6
1969	Matt Snell .....	191	695	3.6	4
1970	Emerson Boozer .....	139	581	4.2	5
1971	John Riggins .....	180	769	4.3	1
1972	John Riggins .....	207	944	4.6	7
1973	Emerson Boozer .....	182	831	4.6	3
1974	John Riggins .....	169	680	4.0	5
1975	John Riggins .....	238	1005	4.2	8
1976	Clark Gaines .....	157	724	4.6	3
1977	Clark Gaines .....	158	595	3.8	3
1978	Kevin Long .....	214	954	4.5	10
1979	Clark Gaines .....	186	905	4.9	0
1980	Scott Dierking .....	156	567	3.6	6
1981	Freeman McNeil .....	137	623	4.5	2
1982	Freeman McNeil .....	151	786+	5.2+	6
1983	Freeman McNeil .....	160	654	4.1	1
1984	Freeman McNeil .....	229	1070	4.7	5
1985	Freeman McNeil .....	294	1331	4.5	3
1986	Freeman McNeil .....	214	856	4.0	5
1987	Freeman McNeil .....	121	530	4.4	0
1988	Freeman McNeil .....	219	944	4.3	6
1989	Johnny Hector .....	177	702	4.0	3
1990	Blair Thomas .....	123	620	5.0	1
1991	Blair Thomas .....	189	728	3.9	3
1992	Brad Baxter .....	152	698	4.6	6
1993	Johnny Johnson .....	198	821	4.1	3
1994	Johnny Johnson .....	240	931	3.9	3
1995	Adrian Murrell .....	192	795	4.1	1
1996	Adrian Murrell .....	301	1249	4.1	6

### PASSING

Year	Player	ATT	COMP	PCT	YDS	INT	TD
1960	Al Dorow .....	396	201	.508	2748	26	26
1961	Al Dorow .....	438+	197	.449	2651	30	19
1962	John Green .....	258	128	.496	1741	18	10
1963	Dick Wood .....	351	160	.456	2202	18	18
1964	Dick Wood .....	357	168	.470	2301	25	17
1965	Joe Namath .....	340	164	.482	2220	15	18
1966	Joe Namath .....	471+	232	.493	3379+	27	19
1967	Joe Namath .....	491	258	.525	4007+	28	26
1968	Joe Namath .....	380	187	.492	3147	17	15
1969	Joe Namath .....	361	185	.512	2734	17	19
1970	Al Woodall .....	188	96	.510	1265	9	9
1971	Joe Namath .....	59	28	.475	537	6	5
1972	Joe Namath .....	324	162	.500	2816+	21	19
1973	Joe Namath .....	133	68	.511	966	6	5
1974	Joe Namath .....	361	191	.529	2616	22	20
1975	Joe Namath .....	326	157	.482	2286	28	15
1976	Joe Namath .....	230	114	.496	1090	16	4
1977	Richard Todd .....	265	133	.502	1863	17	11
1978	Matt Robinson .....	266	124	.466	2002	16	13

## PASSING (continued)

1979	Richard Todd .....	334	171	.512	2660	22	16
1980	Richard Todd .....	479	264	.551	3329	30+	17
1981	Richard Todd .....	497	279	.561	3231	13	25
1982	Richard Todd .....	261	165	.586	1961	8	14
1983	Richard Todd .....	518	308	.595	3478	26	18
1984	Pat Ryan .....	285	156	.547	1939	14	14
1985	Ken O'Brien .....	488	297	.609	3888	8	25
1986	Ken O'Brien .....	482	300	.622	3690	20	25
1987	Ken O'Brien .....	393	234	.595	2696	8	13
1988	Ken O'Brien .....	424	236	.557	2567	7	15
1989	Ken O'Brien .....	477	288	.604	3346	18	12
1990	Ken O'Brien .....	411	226	.550	2855	13	10
1991	Ken O'Brien .....	489	287	.587	3300	11	10
1992	Browning Nagle .....	387	192	.496	2280	7	17
1993	Boomer Esiason .....	473	288	.609	3421	16	11
1994	Boomer Esiason .....	440	255	.580	2782	17	13
1995	Boomer Esiason .....	389	221	.568	2275	16	15
1996	Frank Reich .....	331	175	.529	2205	15	16

## SCORING

Year	Player	TD	PAT	FG	TOT
1960	Bill Shockley .....	2	47+	9	86
1961	Bill Mathis .....	8	0	0	48
1962	Bill Shockley .....	0	29	13	68
1963	Dick Guesman .....	0	30	9	57
1964	Jim Turner .....	0	33	13	72
1965	Jim Turner .....	0	31	20	91
1966	Jim Turner .....	0	34	18	88
1967	Jim Turner .....	0	36	17	87
1968	Jim Turner .....	0	43	34+	145+
1969	Jim Turner .....	0	33	32+	129+
1970	Jim Turner .....	0	28	19	85
1971	Bob Howfield .....	0	25	8	49
1972	Bob Howfield .....	0	40	27	121
1973	Bob Howfield .....	0	27	17	78
1974	Richard Caster .....	7	0	0	42
	John Riggins .....	7	0	0	42
1975	Pat Leahy .....	0	27	13	66
1976	Pat Leahy .....	0	16	11	49
1977	Pat Leahy .....	0	18	15	63
1978	Pat Leahy .....	0	41	22	107
1979	Kevin Long .....	7	0	0	42
1980	Pat Leahy .....	0	36	14	78
1981	Pat Leahy .....	0	38	25	113
1982	Pat Leahy .....	0	26	11	59
1983	Pat Leahy .....	0	36	16	84
1984	Pat Leahy .....	0	38	17	89
1985	Pat Leahy .....	0	43	26	121
1986	Pat Leahy .....	0	44	16	92
1987	Pat Leahy .....	0	31	18	85
1988	Pat Leahy .....	0	43	23	112
1989	Pat Leahy .....	0	29	14	71
1990	Pat Leahy .....	0	32	23	101
1991	Pat Leahy .....	0	30	26	108
1992	Cary Blanchard .....	0	17	16	65
1993	Cary Blanchard .....	0	31	17	82
1994	Nick Lowery .....	0	26	20	86
1995	Nick Lowery .....	0	24	17	75
1996	Nick Lowery .....	0	26	17	77

## RECEIVING (CATCHES)

Year	Player	NO	YDS	AVG	TD
1960	Don Maynard .....	72	1265	17.6	6
1961	Art Powell .....	71	881	12.4	5
1962	Art Powell .....	64	1130*	17.6	8
1963	Bake Turner .....	71	1007	14.2	6
1964	Bake Turner .....	58	974	16.8	9
1965	Don Maynard .....	68	1218	17.9	14
1966	George Sauer .....	63	1079	17.1	5
1967	George Sauer .....	75+	1189	15.9	6
1968	George Sauer .....	66	1141	17.3	3
1969	Don Maynard .....	47	938	20.0	6
1970	Don Maynard .....	31	525	16.9	0

## RECEIVING (CATCHES) *(continued)*

1971	John Riggins .....	36	231	6.4	2
1972	Richard Caster .....	39	833**	21.4	10
1973	Jerome Barkum .....	44	810	18.4	6
1974	Jerome Barkum .....	41	524	12.8	3
1975	Richard Caster .....	47	820	17.4	4
1976	Clark Gaines .....	41	400	9.8	2
1977	Clark Gaines .....	55	469	8.5	1
1978	Wesley Walker .....	48	1169+	24.4+	8
1979	Derrick Gaffney .....	32	534	16.7	1
1980	Bruce Harper .....	50	634	12.7	3
1981	Bruce Harper .....	52	459	8.8	1
1982	Wesley Walker .....	39	620	15.9	6
1983	Wesley Walker .....	61	868	14.2	7
1984	Mickey Shuler .....	68	782	11.5	6
1985	Mickey Shuler .....	76	879	11.6	7
1986	Al Toon .....	85	1176	13.8	8
1987	Al Toon .....	68	976	14.4	5
1988	Al Toon .....	93+	1067	11.5	5
1989	Al Toon .....	63	693	11.0	2
1990	Al Toon .....	57	757	13.3	6
1991	Al Toon .....	74	963	13.0	0
1992	Chris Burkett .....	57	724	12.7	1
1993	Johnny Johnson .....	67	641	9.6	1
1994	Rob Moore .....	78	1010	12.9	6
1995	Adrian Murrell .....	71	465	6.5	2
1996	Wayne Chrebet .....	84	909	10.8	3

## RECEIVING (YARDS)

Year	Player	NO	YDS	AVE	TD
1960	Don Maynard .....	72	1265	17.6	6
1961	Art Powell .....	71	881	12.4	5
1962	Art Powell .....	64	1130*	17.6	8
1963	Bake Turner .....	71	1007	14.2	6
1964	Bake Turner .....	58	974	16.8	9
1965	Don Maynard .....	68	1218	17.9	14
1966	George Sauer .....	63	1079	17.1	5
1967	Don Maynard .....	71	1434+	20.2*	10
1968	Don Maynard .....	57	1297	22.8*	10
1969	Don Maynard .....	47	938	20.0	6
1970	Don Maynard .....	31	525	16.9	0
1971	Richard Caster .....	26	454	17.5	6
1972	Richard Caster .....	39	833**	21.4	10
1973	Jerome Barkum .....	44	810	18.4	6
1974	David Knight .....	40	579	14.5	4
1975	Richard Caster .....	47	820	17.4	4
1976	David Knight .....	20	403	20.2	2
1977	Wesley Walker .....	35	740	21.1+	3
1978	Wesley Walker .....	48	1169+	24.4+	8
1979	Wesley Walker .....	23	569	24.7+	5
1980	Bruce Harper .....	50	634	12.7	3
1981	Wesley Walker .....	47	770	16.4	9
1982	Wesley Walker .....	39	620	15.9	6
1983	Wesley Walker .....	61	868	14.2	7
1984	Mickey Shuler .....	68	782	11.5	6
1985	Mickey Shuler .....	76	879	11.6	7
1986	Al Toon .....	85	1176	13.8	8
1987	Al Toon .....	68	976	14.4	5
1988	Al Toon .....	93+	1067	11.5	5
1989	JoJo Townsell .....	45	787	17.5	5
1990	Al Toon .....	57	757	13.3	6
1991	Rob Moore .....	70	987	14.1	5
1992	Rob Moore .....	50	726	12.7	4
1993	Rob Moore .....	64	843	13.2	1
1994	Rob Moore .....	78	1010	12.9	6
1995	Wayne Chrebet .....	66	726	11.0	4
1996	Wayne Chrebet .....	84	909	10.8	3

## PUNT RETURNS

Year	Player	NO	YDS	AVG	TD
1960	Leon Burton .....	12	93	7.8	0
1961	Dick Christy .....	18	383+	21.3+	2+
1962	Dick Christy .....	15	250+	16.7+	2+
1963	Bill Baird .....	4	143	35.8	1

## PUNT RETURNS (continued)

1964	Bill Baird .....	18	160	9.4	0
1965	Bill Baird .....	14	88	6.3	0
1966	Sherman Lewis .....	7	76	10.9	0
1967	Bill Baird .....	25	219	8.8	0
1968	Earl Christy .....	13	116	8.9	0
1969	Mike Battle .....	34	235	6.9	0
1970	Mike Battle .....	19	117	6.2	0
1971	Chris Farasopoulos .....	19	155	8.2	0
1972	Chris Farasopoulos .....	17	179	10.5**	1+
1973	Chris Farasopoulos .....	14	111	7.9	0
1974	Roscoe Word .....	38	301	7.9	0
1975	Lou Piccone .....	18	74	4.1	0
1976	Lou Piccone .....	21	173	8.2	1
1977	Bruce Harper .....	34	425	12.5	0
1978	Bruce Harper .....	30	378	12.6	1
1979	Bruce Harper .....	33	290	8.8	0
1980	Bruce Harper .....	28	242	8.6	0
1981	Bruce Harper .....	35	265	7.6	0
1982	Bruce Harper .....	23	184	8.0	0
1983	Kirk Springs .....	23	287	12.5**	1
1984	Kirk Springs .....	28	247	8.8	0
1985	Kurt Sohn .....	16	149	9.3	0
1986	Kurt Sohn .....	35	289	8.3	0
1987	JoJo Townsell .....	32	381	11.9	1
1988	JoJo Townsell .....	35	409	11.7	1
1989	JoJo Townsell .....	33	299	9.1	0
1990	Terance Mathis .....	11	165	15.0	1
1991	Terance Mathis .....	23	157	6.8	0
1992	Rob Carpenter .....	28	208	7.4	0
1993	Clifford Hicks .....	17	157	9.2	0
1994	Clifford Hicks .....	38	342	9.0	0
1995	Jeff Sydner .....	17	178	10.5	0
1996	Wayne Chrebet .....	28	133	4.8	0

## KICKOFF RETURNS

Year	Player	NO	YDS	AVG	TD
1960	Leon Burton .....	31	891	28.7	2
1961	Dick Christy .....	15	260	24.0	0
1962	Dick Christy .....	38+	824	21.6	0
1963	Dick Christy .....	24	585	24.4	0
1964	Jim Evans .....	13	259	19.9	0
1965	Bake Turner .....	18	402	22.3	0
1966	Emerson Boozer .....	26	659	25.3	1
1967	Earl Christy .....	23	521	22.7	0
1968	Earl Christy .....	25	599	24.0	0
1969	Mike Battle .....	31	750	24.2	0
1970	Mike Battle .....	40	891	22.3	0
1971	Chris Farasopoulos .....	25	545	21.8	0
1972	Chris Farasopoulos .....	26	827	24.1	0
1973	Margene Adkins .....	31	615	19.8	0
1974	Lou Piccone .....	39+	961+	24.6	0
1975	Lou Piccone .....	26	637	24.5	0
1976	Lou Piccone .....	31	788	23.6	0
1977	Bruce Harper .....	42+	1035+	24.6	0
1978	Bruce Harper .....	55+	1280+	23.3	0
1979	Bruce Harper .....	55+	1158+	21.1	0
1980	Bruce Harper .....	49	1070	21.8	0
1981	Bruce Harper .....	23	480	20.9	0
1982	Bruce Harper .....	18	368	20.4	0
1983	Kirk Springs .....	16	364	22.8	0
1984	Bobby Humphery .....	22	675	30.7+	1
1985	Bobby Humphery .....	17	363	21.4	0
1986	Bobby Humphery .....	28	655	23.4	1
1987	Bobby Humphery .....	18	357	19.8	0
1988	Bobby Humphery .....	21	510	24.3	0
1989	JoJo Townsell .....	34	653	19.2	0
1990	Terance Mathis .....	43	787	18.3	0
1991	Terance Mathis .....	29	599	20.7	0
1992	Erik McMillan .....	22	420	19.1	0
1993	Adrian Murrell .....	23	342	14.9	0
1994	Aaron Glenn .....	27	582	21.6	0
1995	Ron Carpenter .....	20	553	27.7+	0
1996	Henry Bailey .....	24	470	19.6	0

## INTERCEPTIONS

Year	Player	NO	YDS	AVG	TD
1960	Fred Julian .....	6	27	4.5	0
1961	John Bookman .....	6	33	5.5	0
1962	Leon Riley .....	11+	122	11.1	0
1963	Dainard Paulson .....	6	114	19.0	0
1964	Dainard Paulson .....	12+	157	13.1	1
1965	Dainard Paulson .....	7	72	10.3	0
1966	John Sample .....	6	31	5.2	0
1967	Larry Grantham .....	5	77	15.4	0
1968	John Sample .....	7	88	12.6	1
1969	John Dockery .....	5	98	19.6	0
	Bill Baird .....	5	10	2.0	0
1970	W.K. Hicks .....	8	99	12.4	0
1971	W.K. Hicks .....	4	46	11.5	0
1972	Steve Tannen .....	7	125	17.9	0
1973	Delles Howell .....	4	70	17.5	0
	Ralph Baker .....	4	51	12.8	1
1974	Burgess Owens .....	3	68	22.7	1
	John Ebersole .....	3	48	16.0	0
1975	Burgess Owens .....	3	3	1.0	0
1976	Four tied with 2 each				
1977	Burgess Owens .....	3	18	6.0	0
1978	Burgess Owens .....	5	156	31.2	1
	Bobby Jackson .....	5	26	5.2	0
1979	Burgess Owens .....	6	41	6.8	0
1980	Ken Schroy .....	8	91	11.4	1
1981	Darrol Ray .....	7	227	39.6	2
1982	Bobby Jackson .....	5	84	16.8	1
1983	Lance Mehl .....	7	57	8.1	1
1984	Russell Carter .....	4	26	6.5	0
1985	Kerry Glenn .....	4	15	3.8	1
	Bobby Jackson .....	4	8	2.0	0
1986	Jerry Holmes .....	6	29	4.8	0
1987	Carl Howard, Harry Hamilton, Rich Miano—3 each				
1988	Erik McMillan .....	8**	168	21.0	2
1989	Erik McMillan .....	6	180	30.0	1
1990	Erik McMillan .....	5	92	18.4	0
1991	Mike Brim .....	4	52	13.0	0
1992	Mike Brim .....	6	139	23.2	1
	Brian Washington .....	6	59	9.8	1
1993	Brian Washinton .....	6	128	21.3	1
1994	Marcus Turner .....	5	155	31.0	1
	James Hasty .....	5	90	18.0	0
1995	Otis Smith .....	6	101	16.8	1
1996	Aaron Glenn .....	4	113	28.3	2

## PUNTING

Year	Player	NO	YDS	AVG
1960	Joe Pagliei .....	48	1779	37.1
1961	Curley Johnson .....	66	2821	42.7
1962	Curley Johnson .....	50	1998	39.9
1963	Curley Johnson .....	71	3033	42.6
1964	Curley Johnson .....	77	3261	42.4
1965	Curley Johnson .....	72	3260	45.3
1966	Curley Johnson .....	62	2633	42.5
1967	Curley Johnson .....	65	2734	42.1
1968	Curley Johnson .....	68	2977	43.8
1969	Steve O'Neal .....	54	2393	44.3
1970	Steve O'Neal .....	73	2925	40.1
1971	Steve O'Neal .....	78	3026	38.8
1972	Steve O'Neal .....	51	2006	39.3
1973	Julian Fagan .....	74	2744	37.1
1974	Greg Gantt .....	75	2689	35.9
1975	Greg Gantt .....	59	2156	36.5
1976	Duane Carrell .....	81	3218	39.7
1977	Chuck Ramsey .....	62	2298	37.1
1978	Chuck Ramsey .....	74	2964	40.1
1979	Chuck Ramsey .....	73	2979	40.8
1980	Chuck Ramsey .....	73	3096	42.4
1981	Chuck Ramsey .....	81	3290	40.6
1982	Chuck Ramsey .....	35	1348	38.5
1983	Chuck Ramsey .....	81	3218	39.7
1984	Chuck Ramsey .....	74	2935	39.7

## PUNTING (continued)

1985	Dave Jennings .....	74	2978	40.2
1986	Dave Jennings .....	85	3353	39.4
1987	Dave Jennings .....	64	2444	38.2
1988	Joe Prokop .....	85	3310	38.9
1989	Joe Prokop .....	87	3426	39.4
1990	Joe Prokop .....	59	2363	40.1
1991	Louie Aguiar .....	64	2521	39.4
1992	Louie Aguiar .....	73	2993	41.0
1993	Louie Aguiar .....	73	2806	38.4
1994	Brian Hansen .....	84	3534	42.1
1995	Brian Hansen .....	99	4090	41.3
1996	Brian Hansen .....	74	3311	44.7

\*Led AFL    +Led Pro Football    \*\*Led AFC

## PRO BOWL PLAYERS AND ALL-STARS

### AFL (All-Star Game)

- 1960 — Bob Mischak\*  
1961 — Al Dorow, Dick Felt, Bill Mathis, Mischak  
1962 — Dick Christy, Larry Grantham, Mischak  
1963 — Grantham, Mathis, Bake Turner  
1964 — Grantham, Winston Hill, Dainard Paulson, Sherman Plunkett, Matt Snell  
1965 — Paulson, Don Maynard, Joe Namath  
1966 — Grantham, Plunkett, Snell, Verlon Biggs, Emerson Boozer  
1967 — Biggs, Grantham, Hill, Maynard, Namath, George Sauer, Pete Lammons  
1968 — Biggs, Boozer, Hill, Maynard, Namath, Sauer, Al Atkinson, John Elliott, Dave Herman, Gerry Philbin, Jim Turner  
1969 — Elliott, Grantham, Herman, Hill, Maynard, Namath, Philbin, Sauer, Snell, J. Turner

### AFC (Pro Bowl)

- |  |   |
|--|---|
| 1970—Elliott, Hill                                     | 1983—Gastineau, Klecko, Powell                          |
| 1971—Hill  | 1984—Gastineau, Klecko, McNeil                          |
| 1972—Hill, Namath, Richard Caster                      | 1985—Gastineau, Klecko, McNeil, Lance Mehl, Ken O'Brien |
| 1973—Hill, Jerome Barkum                               | 1986—Mickey Shuler, Al Toon                             |
| 1974—Caster  | 1987—Toon   |
| 1975—Caster, John Riggins                              | 1988—Toon, Shuler, Erik McMillan                        |
| 1978—Wesley Walker                                     | 1989—McMillan   |
| 1979—Marvin Powell                                     | 1991—O'Brien  |
| 1980—Powell  | 1993—Boomer Esiason                                     |
| 1981—Powell, Joe Fields, Mark Gastineau, Joe Klecko    | 1994—Rob Moore  |
| 1982—Fields, Gastineau, Powell, Walker, Freeman McNeil |   |

\*1960 - No All-Star game, All-AFL selection

# SACKS

## LEADERS SINCE 1968 (when category was first recorded)

1968 — Gerry Philbin 19, Verlon Biggs 12, John Elliott 10  
 1969 — Elliott 14, Philbin 12, Biggs 12  
 1970 — Elliott 16, Mark Lomas 7, Ralph Baker 5  
 1971 — John Little 8, Lomas 7, Chuck Hinton 6  
 1972 — Lomas 8, Little 5, Joe Jackson 5  
 1973 — Lomas 10, Little 5, Richard Neal 4  
 1974 — Lomas 5, Carl Barzilauskas 5, Neal 5  
 1975 — Billy Newsome 6, Ed Galigher 4½, Neal 3½  
 1976 — Neal 4, Lawrence Pillers 2, Abdul Salaam 2  
 1977 — Joe Klecko 8, Pillers 4, Salaam 4  
 1978 — Klecko 8, Pillers 2½, Bob Martin 2½  
 1979 — Klecko 7, Pillers 5½, Marty Lyons 3  
 1980 — Mark Gastineau 11½, Klecko 10½, Lyons 4½  
 1981 — +Klecko 20½, Gastineau 20, Salaam 7, Lyons 6  
 1982 — Gastineau 6, Kenny Neil 4½  
 1983 — +Gastineau 19, Klecko 6, Neil 5½  
 1984 — +Gastineau 22, Lance Mehl 5, Barry Bennett 4  
 1985 — Gastineau 13½, Klecko 7½, Bennett 7½  
 1986 — Klecko 4, Bobby Humphery 4, Bennett 3½, Bob Crable 3½  
 1987 — Alex Gordon 5, Gastineau 4½, Lyons 3½  
 1988 — Lyons 7½, Gastineau 7, Ken Rose 5  
 1989 — Dennis Byrd 7, Jeff Lageman 4½, Gerald Nichols 4  
 1990 — Byrd 13, Darrell Davis 5, Marvin Washington 4½,  
 Scott Mersereau 4½  
 1991 — Lageman 10, Byrd 7, M. Washington 6  
 1992 — M. Washington 8½, Paul Frase 5, Mersereau 5  
 1993 — Lageman 8½, M. Washington 5½, Mo Lewis 4  
 1994 — Lageman 6½, Lewis 6, Bobby Houston 3½  
 1995 — Hugh Douglas 10, M. Washington 6, Matt Brock 5  
 1996 — Douglas 8, Bobby Hamilton 4½, Chad Cascadden 3

+led NFL

## SEASON RECORDS

PLAYER	SEASON	NO
1. Mark Gastineau .....	1984	*22
2. Joe Klecko .....	1981	20½
3. Gastineau .....	1981	20
4. Gerry Philbin .....	1968	19
Gastineau .....	1983	19
6. John Elliott .....	1970	16
7. Elliott .....	1969	14
8. Gastineau .....	1985	13½
9. Dennis Byrd .....	1990	13
10. Verlon Biggs .....	1968	12
Biggs .....	1969	12
Philbin .....	1969	12

\*NFL Record

## CAREER LEADERS

1. Mark Gastineau (1979-88) .....	107½
2. Joe Klecko (1977-87) .....	77½
3. Gerry Philbin (1964-72) .....	64½
4. Verlon Biggs (1965-70) .....	49
5. John Elliott (1967-73) .....	47
6. Marty Lyons (1979-89) .....	43
7. Marvin Washington (1989-96) .....	37½
8. Mark Lomas (1970-74) .....	37
9. Jeff Lageman (1989-94) .....	34½
10. Dennis Byrd (1989-94) .....	28

## INDIVIDUAL RECORDS

### GAMES PLAYED (Regular Season)

Career	250	Pat Leahy, 1974-91
	207	Randy Rasmussen, 1967-81
	204	Kyle Clifton, 1984-96
	195	Winston Hill, 1963-76

### CONSECUTIVE GAMES PLAYED

Career	204	Clifton, 1984-96 (does not include 1987 replacement games)
	195	Hill, 1963-76 (174-straight starts)
	180	Leahy, 1974-91
	153	Dan Alexander, 1977-87

### MOST POINTS

Game	24	Wesley Walker vs. Miami, Sept. 21, 1986 (4 TD)
	19	Jim Turner vs. Buffalo, Nov. 3, 1968 (6 FG, 1 PAT)
	19	Leahy vs. Cincinnati, Sept. 16, 1984 (5 FG, 4 PAT)
	18	Art Powell at Denver, Dec. 4, 1980 (3 TD)
		Don Maynard vs. Denver, Oct. 26, 1963; at San Diego, Dec. 24, 1967; vs. Miami, Dec. 1, 1968 (all 3 TD)
		Billy Joe vs. Boston, Oct. 27, 1968 (3 TD)
		Emerson Boozer at Denver, Sept. 24, 1967 vs. Miami, Oct. 1, 1967; at Buffalo, Sept. 17, 1972; at New England, Oct. 15, 1972; vs. New England, Oct. 29, 1972 (all 3 TD)
		Rich Caster at Balt., Sept. 24, 1972 (3 TD)
		Bobby Howfield vs. New Orleans, Dec. 3, 1972 (6 FG)
		John Riggins vs. San Diego, Dec 1, 1974 (3 TD)
		Kevin Long vs. Buffalo, Oct. 8, 1978 vs. Detroit, Sept. 16, 1979 (both 3 TD)
		Walker at Detroit, Dec. 6, 1982 at Buffalo, Sept. 23, 1984 vs. Indianapolis, Nov. 16, 1986 vs. Houston, Sept. 18, 1988 (all 3 TD)
		Mickey Shuler vs. Tampa Bay, Nov. 17, 1985 (3 TD)
		Johnny Hector at New England, Oct. 12, 1986 (3 TD)
		Al Toon vs. New Orleans, Oct. 26, 1986 (3 TD)
		Johnny Mitchell vs. Philadelphia, Oct. 3, 1993 (3 TD)
Season	145	J. Turner, 1968 (34 FG, 43 PAT)
	129	J. Turner, 1969 (32 FG, 33 PAT)
	121	Howfield, 1972 (27 FG, 40 PAT) Leahy, 1985 (26 FG, 43 PAT)
Career	1470	Leahy, 1974-91 (304 FG, 558 PAT)
	697	J. Turner, 1964-70 (153 FG, 238 PAT)
	534	Maynard, 1960-72 (88 TD, 3 2 pt. PAT)

### MOST TOUCHDOWNS

Game	4	Walker vs. Miami, Sept. 21, 1986 (see points above for players with 3 TD)
Season	14	Powell, 1960; Maynard, 1965; Boozer, 1972
	13	Boozer, 1967
	12	Walker, 1986
Career	88	Maynard, 1960-72
	71	Walker, 1977-89
	64	Boozer, 1966-75

### MOST FIELD GOALS

Game	6*	J. Turner vs. Buffalo, Nov. 3, 1968 (8 att.) Howfield vs. New Orleans, Dec. 3, 1972 (7 att.)
	5	Leahy vs. Cincinnati, Sept. 16, 1984 (5 att.)
Season	34*	J. Turner, 1968 (46 att.)
	32	J. Turner, 1969 (47 att.)
	27	Howfield, 1972 (37 att.)
Career	304	Leahy, 1974-91 (426 att.)
	153	J. Turner, 1964-70 (253 att.)
	58	Howfield, 1971-74 (87 att.)

\*AFL Record      +Pro Football Record

## MOST POINTS AFTER TOUCHDOWN

Game	8	<b>Leahy vs. Tampa Bay, Nov. 17, 1985 (8 att.)</b>
	7	J. Turner vs. Houston, Sept. 18, 1966 (7 att.)
	6	Turner (3 times), Leahy (3 times) Blanchard vs. New England, Sept. 26, 1993 (6 att.)
Season	47	<b>Bill Shockley, 1960 (50 att.)</b>
	44	Leahy, 1986 (44 att.)
	43	J. Turner, 1968 (43 att.) Leahy, 1985 (45 att.) Leahy, 1988 (43 att.)
Career	558	<b>Leahy, 1974-91 (584 att.)</b>
	238	J. Turner, 1964-70 (241 att.)
	100	Howfield, 1971-74 (105 att.)

## MOST RUSHING ATTEMPTS

Game	40	<b>Hector at New England, Oct. 12, 1986 (143 yards)</b>
	32	George Nock vs. Minnesota, Nov. 29, 1970 (117 yards) Riggins vs. New England, Oct. 15, 1972 (168 yards) Johnny Johnson at Washington, Dec. 11, 1993 (155 yards)
Season	301	<b>Adrian Murrell, 1996 (1249 yards)</b>
	294	Freeman McNeil, 1985 (1331 yards)
	240	J. Johnson, 1994 (931 yards)
Career	1798	<b>McNeil, 1981-92 (8074 yards)</b>
	1291	Boozer, 1966-75 (5135 yards)
	1057	Matt Snell, 1964-72 (4285 yards)

## MOST YARDS RUSHING

Game	199	<b>Murrell at Arizona, Oct. 27, 1996 (31 att.)</b>
	192	McNeil vs. Buffalo, Sept. 15, 1985 (18 att.)
	184	McNeil at Kansas City, Nov. 15, 1987 (26 att.)
Season	1331	<b>McNeil, 1985 (294 att.)</b>
	1249	Murrell, 1996 (301 att.)
	1070	McNeil, 1984 (229 att.)
Career	8074	<b>McNeil, 1981-92 (1798 att.)</b>
	5135	Boozer, 1966-75 (1291 att.)
	4285	Snell, 1964-72 (1057 att.)

## MOST TOUCHDOWNS RUSHING

Game	3	<b>Boozer at Denver, Sept. 24, 1967; at New England, Oct. 15, 1972; vs. New England, Oct. 29, 1972 Joe vs. Boston, Oct. 27, 1968 Long vs. Buffalo, Oct. 8, 1978 vs. Detroit, Sept. 16, 1979 Hector at New England, Oct. 12, 1986</b>	
	Season	11	<b>Boozer, 1972 Hector, 1987 Brad Baxter, 1991</b>
	Career	52	<b>Boozer 1966-75</b>
41		Hector, 1983-91	
38		McNeil, 1981-92	

## MOST PASSES ATTEMPTED

Game	62	<b>Joe Namath vs. Baltimore, Oct. 18, 1970 (34 comp.)</b>
	60	Richard Todd vs. San Francisco, Sept. 21, 1980 (42 comp.) Namath vs. Denver, Dec. 3, 1967 (24 comp.)
Season	518	<b>Todd, 1983 (308 comp.)</b>
	497	Todd, 1981 (279 comp.)
	491	Namath, 1967 (258 comp.)
Career	3655	<b>Namath, 1965-76 (1836 comp.)</b>
	3465	Ken O'Brien, 1983-92 (2039 comp.)
	2623	Todd, 1976-83 (1433 comp.)

## MOST PASSES COMPLETED

Game	42	<b>Todd vs. San Francisco, Sept. 21, 1980 (60 att.)</b>
	37	Todd vs. L.A. Rams, Sept. 25, 1983 (50 att.)
	34	Namath vs. Baltimore Oct. 18, 1970 (62 att.)
Season	308	<b>Todd, 1983 (518 att.)</b>
	300	O'Brien, 1986 (482 att.)
	297	O'Brien, 1985 (488 att.)

**MOST PASSES COMPLETED** *(continued)*

Career	2039	O'Brien, 1983-92 (3465 att.)
	1836	Namath, 1965-76 (3655 att.)
	1433	Todd, 1976-83 (2623 att.)

**MOST YARDS PASSING**

Game	496	Namath at Baltimore, Sept. 24, 1972 (15 of 28)
	479	O'Brien vs. Miami, Sept. 21, 1986 (29 of 43)
	447	Todd vs. San Francisco, Sept. 21, 1980 (42 of 60)
Season	4007	Namath, 1967 (258 of 491 )
	3888	O'Brien, 1985 (297 of 488)
	3690	O'Brien, 1986 (300 of 482)
Career	27057	Namath, 1965-76 (1836 of 3655)
	24386	O'Brien, 1983-92 (1984 of 3367)
	18241	Todd, 1976-83 (1433 of 2623)

**MOST TOUCHDOWN PASSES**

Game	6	Namath at Baltimore, Sept. 24, 1972
	5	John Green at Denver, Nov. 22, 1962
		Namath vs. Houston, Sept. 18, 1966
		O'Brien vs. Tampa Bay, Nov. 17, 1985
Season	26	Al Dorow, 1960
		Namath, 1967
	25	Todd, 1981
		O'Brien, 1985, 1986
Career	170	Namath, 1965-76
	124	O'Brien, 1983-92
	110	Todd, 1976-83

**MOST PASSES HAD INTERCEPTED**

Game	6	Namath vs. Houston, Oct. 15, 1967
		vs Baltimore, Oct. 18, 1970
		vs Miami, Oct. 19, 1975
	5	Namath, 5 times
		Dick Wood, 4 times
		Todd vs. Miami, Oct. 16, 1983
Season	30	Dorow 1961
		Todd, 1980
	28	Namath, 1967, 1975
Career	215	Namath, 1965-76
	138	Todd, 1976-83
	95	O'Brien 1983-92

**MOST PASSES CAUGHT**

Game	17	Clark Gaines vs. San Francisco
		Sept. 21, 1980 (160 yards)
	14	Toon vs. Miami, Nov. 27, 1988 (181 yards)
	13	Toon at Indianapolis, Nov. 6, 1988 (106 yards)
Season	93	Toon, 1988 (1067 yards)
	85	Toon, 1986 (1176 yards)
	84	Wayne Chrebet, 1996 (909 yards)
Career	627	Maynard, 1960-72 (+11,732 yards)
	517	Toon, 1985-92 (7020 yards)
	438	Walker, 1977-89 (8306 yards)
		Shuler, 1978-89 (4819 yards)

**MOST YARDS RECEIVING**

Game	228	Maynard at Oakland, Nov. 17, 1968 (10 catches)
	212	Maynard vs. Houston, Oct. 20, 1969 (7 catches)
	210	Bake Turner at Houston, Nov. 10, 1963 (8 catches)
Season	1434	Maynard, 1967 (71 catches)
	1297	Maynard, 1968 (57 catches)
	1265	Maynard, 1960 (72 catches)
Career	11732	Maynard, 1960-72 (627 catches)
	8306	Walker, 1977-89 (438 catches)
	7020	Toon, 1985-92 (517 catches)

**MOST TOUCHDOWN PASSES CAUGHT**

Game	4	Walker vs. Miami, Sept. 21, 1986
	3	Powell at Denver, Dec. 4, 1960
		Maynard vs. Denver, Oct. 26, 1963
		at San Diego, Dec. 24, 1967
		vs. Miami, Dec. 1, 1968

**MOST TOUCHDOWN PASSES CAUGHT** *(continued)*

Caster at Baltimore, Sept. 24, 1972  
 Walker at Detroit, Dec. 6, 1982  
   at Buffalo, Sept. 23, 1984  
   vs. Indianapolis, Nov. 16, 1986  
   vs. Houston, Sept. 18, 1988  
 Shuler vs. Tampa Bay, Nov. 17, 1985  
 Toon vs. New Orleans, Oct. 26, 1986  
 Mitchell vs. Philadelphia, Oct. 3, 1993  
 Jeff Graham at Indianapolis, Nov. 17, 1996

Season	14	<b>Powell, 1960</b>
		<b>Maynard, 1965</b>
	12	Walker, 1986
Career	<b>88</b>	<b>Maynard, 1960-72</b>
	71	Walker, 1977-89
	40	Jerome Barkum, 1972-83

**MOST CONSECUTIVE GAMES PASS RECEPTION**

	101	Toon, 1985-92
	79	Shuler, 1983-89
	51	George Sauer, 1965-68

**MOST KICKOFF RETURNS**

Game	8	<b>Bruce Harper at New England, Oct. 29, 1978</b> <b>(180 yards)</b> <b>Harper at New England, Sept. 9, 1979 (204 yards)</b> <b>Bobby Humphery at Cincinnati, Dec. 21, 1986</b> <b>(234 yards)</b>
Season	55	<b>Harper, 1978 (1280 yards)</b> <b>Harper, 1979 (1158 yards)</b>
	49	Harper, 1980 (1070 yards)
Career	<b>243</b>	<b>Harper, 1977-84 (5407 yards)</b>
	130	Humphery, 1984-89 (2974 yards)
	107	Terance Mathis, 1990-93 (1981 yards)

**MOST KICKOFF RETURN YARDS**

Game	234	<b>Humphery at Cincinnati, Dec. 21, 1986 (8 ret.)</b>
	204	Harper at New England, Sept. 9, 1979 (8 ret.)
	191	Dexter Carter vs. Oakland, Oct. 1, 1995 (7 ret.)
Season	<b>1280</b>	<b>Harper 1978 (55 ret.)</b>
	1158	Harper 1979 (55 ret.)
	1070	Harper, 1980 (49 ret.)
Career	<b>5407</b>	<b>Harper, 1977-84 (243 ret.)</b>
	2974	Humphery, 1984-89 (130 ret.)
	2386	Lou Piccone, 1974-76 (96 ret.)

**MOST PUNT RETURNS**

Game	7	<b>JoJo Townsell vs. Kansas City, Oct. 2, 1988</b> <b>(110 yards)</b>
	6	Bill Baird vs. Houston, Oct. 15, 1967 (40 yards) Roscoe Word at Miami, Oct. 7, 1974 (36 yards) Piccone vs. Tampa Bay, Nov. 14, 1976 (112 yards) Harper at Giants, Nov. 1, 1981 (61 yards) Harper at Detroit Dec. 6, 1982 (74 yards)
Season	<b>38</b>	<b>Word, 1974 (301 yards)</b> <b>Clifford Hicks, 1994 (342 yards)</b>
	35	Harper, 1981 (265 yards) Kurt Sohn, 1981 (265 yards), 1986 (289 yards) Townsell, 1988 (409 yards)
Career	<b>183</b>	<b>Harper, 1977-84 (1784 yards)</b>
	127	Townsell, 1985-90 (1260 yards)
	90	Sohn, 1981-88 (718 yards)

**MOST PUNT RETURN YARDS**

Game	137	<b>Dick Christy vs. Denver, Sept. 24, 1961</b> <b>(3 ret.) (2 TDs, NFL Record-tie)</b>
	128	Kirk Springs at New Orleans, Nov. 21, 1983
	112	Piccone vs. Tampa Bay, Nov. 14, 1976 (6 ret.)
Season	<b>425</b>	<b>Harper, 1977 (34 ret.)</b>
	409	Townsell, 1988 (35 ret.)
	383	D. Christy, 1961 (18 ret.)

Career	1784	Harper, 1977-84 (183 ret.)
	1260	Townsell, 1985-90 (127 ret.)
	718	Sohn, 1981-88 (90 ret.)

### MOST INTERCEPTIONS MADE

Game	3	Dainard Paulson vs. Oakland, Sept. 28, 1963 (90 yards) Baird vs. Boston, Oct. 31, 1964 (27 yards) Rich Sowell at Baltimore, Sept. 23, 1973 (55 yards) Erik McMillan at Miami, Oct. 23, 1988 (57 yards) Marcus Turner at Minnesota, Nov. 20, 1994 (116 yards)
Season	12	Paulson, 1964 (157 yards)
	11	Leon Riley, 1962 (122 yards)
	8	W.K. Hicks, 1970 (99 yards) Ken Schroy, 1980 (91 yards) McMillan, 1988 (168 yards)
Career	34	Baird, 1963-69 (357 yards)
	29	Paulson, 1961-65 (343 yards)
	24	Larry Grantham, 1960-72 (308 yards) James Hasty, 1988-94 (255 yards)

### MOST INTERCEPTION RETURN YARDS

Game	116	M. Turner at Minnesota, Nov. 20, 1994 (3 ret.)
	100t	Aaron Glenn at Miami, Sept. 15, 1996 (1 ret.)
	92t	McMillan vs. Indianapolis, Oct. 1, 1989 (1 ret.)
Season	227	Darrol Ray, 1981 (7 ret.)
	180	McMillan, 1989 (6 ret.)
	168	McMillan, 1988 (8 ret.)
Career	608	McMillan, 1988-92 (22 ret.)
	581	Ray, 1980-84 (21 ret.)
	357	Baird, 1963-69 (34 ret.)

### FUMBLE RETURNS FOR TOUCHDOWNS (YARDS)

80	Phil Wise vs. Baltimore, Dec. 2, 1973
	Bobby Jackson at Minnesota, Dec. 26, 1982
75	Ray vs. Baltimore, Sept. 7, 1980

### RECOVERED FUMBLES IN END ZONE FOR TD

Rasmussen vs. Miami, Oct. 8, 1972  
Burgess Owens vs. Baltimore, Oct. 20, 1974  
Willie Brister vs. Baltimore, Oct. 26, 1975  
Mark Gastineau at Buffalo, Oct. 3, 1983  
Gastineau vs. Kansas City, Oct. 21, 1984  
Darrell Davis at Houston, Oct. 28, 1990

### PUNTING AVERAGE

Season	45.3	Curley Johnson, 1965 (72 for 3260 yards)
	44.7	Brian Hansen, 1996 (74 for 3311 yards)
	44.3	Steve O'Neal, 1969 (54 of 2393 yards)
Career	42.8	Johnson, 1961-68 (531 for 22717 yards)
	42.3	Hansen, 1994 (84 for 3534 yards)
	40.4	O'Neal, 1969-72 (256 for 10350 yards)

### MOST PUNTS

Game	11	O'Neal at Baltimore, Sept. 19, 1971
	10	Johnson vs. Buffalo, Dec. 19, 1965 O'Neal at New England, Oct. 10, 1971
	9	Hansen, at Houston, Dec. 17, 1995 Hansen, at Denver, Sept. 1, 1996
Season	99	Hansen, 1995
	87	Joe Prokop, 1989
	85	Dave Jennings, 1986 Prokop, 1988
Career	553	Ramsey, 1977-84
	531	Johnson 1961-68
	257	Hansen, 1994-96

## OPPONENTS INDIVIDUAL GAME RECORDS AND LONGEST PLAYS

Rushing Yards .....	243	Cookie Gilchrist at Buffalo, Dec. 8, 1963
Rushing Attempts .....	40	Lydel Mitchell (Baltimore) at New York, Oct. 20, 1974
Rushing Touchdowns .....	5	Gilchrist at Buffalo, Dec. 8, 1963
Longest Scrimmage Run ....	91	Sid Blanks at Houston, Dec. 13, 1964 (TD)
Passing Yardage .....	521	Dan Marino at Miami, Oct. 23, 1988
Passes Attempted .....	60	Marino at Miami, Oct. 23, 1988
Passes Completed .....	36	Bert Jones at Baltimore, Dec. 15, 1974
TD Passes .....	7	George Blanda at Houston, Nov. 19, 1961
Passes Had Intercepted .....	5	Babe Parilli (Boston) at New York, Oct. 31, 1964
		Mike Taliaferro (Boston) at New York, Oct. 27, 1968
		Ken Stabler (Oakland) at New York, Oct. 21, 1979
		Kyle Mackey (Miami) at New York, Oct. 18, 1987
		Marino at Miami, Oct. 23, 1988
Longest Pass .....	93	Tom Flores to Dobie Craig (Oakland) at New York, Oct. 20, 1963 (TD)
Receptions .....	13	Mitchell at Baltimore, Dec. 15, 1974
		Thurman Thomas (Buffalo) at New York, Sept. 15, 1991
		Haywood Jeffires (Houston) at New York, Oct. 13, 1991
Yards Receiving .....	255	Jerry Butler at Buffalo, Sept. 23, 1979
TD Passes Caught .....	4	Butler at Buffalo, Sept. 23, 1979
		Mark Ingram (Miami) at New York, Nov. 27, 1994
Interceptions Made .....	4	Willie Brown at Denver, Nov. 15, 1964
Interception Return Yardage .....	137	Tom Janik at Buffalo, Sept. 29, 1968
Longest Interception Return .....	100	Janik at Buffalo, Sept. 29, 1968 (TD)
Punt Returns .....	8	Tom Pharr (Buffalo) at New York, Oct. 25, 1970
Punt Return Yardage .....	116	Billy Johnson (Atlanta) at New York, Oct. 23, 1983
Longest Punt Return .....	95	Speedy Duncan at San Diego, Nov. 24, 1968 (TD)
Kickoff Returns .....	8	Willie Porter (Boston) at Birmingham, Sept. 22, 1968
Kickoff Return Yardage ....	196	Ken Hall (Houston) at New York, Oct. 23, 1960
Longest Kickoff Return ....	104	Hall (Houston) at New York, Oct. 23, 1960 (TD)
Most Points .....	30	Billy Cannon (Houston) at New York, Dec. 10, 1961 (5 TD)
		Gilchrist at Buffalo, Dec. 8, 1963 (5 TD)
Touchdowns .....	5	Cannon (Houston) at New York, Dec. 10, 1961
		Gilchrist at Buffalo, Dec. 8, 1963
Field Goals .....	6	Steve Christie (BUF) at New York, Oct. 20, 1996
Longest Field Goal .....	59	Pete Stoyanovich (Miami) at New York, Nov. 12, 1989
Longest Field Goal Return .	71	Ken Houston (Houston) at New York, Oct. 15, 1967
Most Punts .....	11	Jim Fraser at Boston, Oct. 2, 1966
Longest Punt .....	82	Luke Prestridge at New England, Oct. 28, 1984
Longest Fumble Return .....	79	Jacob Green (Seattle) at New York, Oct. 27, 1985 (TD)

# TEAM RECORDS

14-game season 1960-77  
 15-game season 1987  
 16-game season 1978-81, 83-94  
 9-game season 1982

## SEASON

### NEW YORK

### OPPONENTS

#### VICTORIES

Most	11	1968, 1985	Most	15	1996
Fewest	1	1996	Fewest	3	1968

#### LONGEST WINNING STREAK

9, (9/21/86 to 11/24/86)

#### LONGEST LOSING STREAK

12, (12/3/95 to 10/20/96)

#### POINTS

Most	419	1968	Most	454	1996
	393	1985		433	1975
	382	1960		423	1962
Fewest	169	1976	Fewest	166	1982
	191	1977		247	1993
	212	1971		264	1985

#### RUSHING YARDS

Most	2646	1979	Most	2737	1975
	2341	1981		2701	1978
	2312	1985		2592	1976
Fewest	969	1963	Fewest	983	1982
	1213	1962		1195	1968
	1279	1995		1283	1970

#### RUSHING ATTEMPTS

Most	634	1979	Most	600	1978
	571	1981		582	1976
	564	1985		575	1977
Fewest	304	1982	Fewest	269	1982
	306	1963		343	1969
	317	1962		368	1968

#### PASSING YARDS (NET)

Most	3845	1967	Most	4389	1986
	3646	1986		4115	1979
	3625	1996		3858	1989
Fewest	1379	1971	Fewest	1646	1982
	1606	1976		1950	1973
	1901	1982		2055	1971

#### PASSES ATTEMPTED

Most	629	1996	Most	603	1986
	589	1995		570	1979
	570	1989		570	1979
Fewest	278	1971	Fewest	296	1973
	279	1982		298	1982
	347	1972		316	1975

#### PASSES COMPLETED

Most	339	1996	Most	348	1986
	338	1989		339	1979
	334	1986		337	1980
Fewest	119	1971	Fewest	150	1973
	165	1982		159	1982
	170	1977		163	1971

#### TOTAL YARDS OFFENSE

Most	5896	1985	Most	6050	1986
	5493	1983		5994	1989
	5396	1981		5821	1979
Fewest	3218	1982	Fewest	2629	1982
	3267	1971		3363	1968
	3499	1963		3655	1970

#### PUNT RETURN YARDS

Most	497	1987	Most	753	1995
	480	1961		609	1978
	463	1961		531	1968
Fewest	116	1975	Fewest	121	1966
	120	1960		149	1981
	133	1996		153	1982

# NEW YORK

# OPPONENTS

## KICKOFF RETURN YARDAGE

Most	1704	1975	Most	1785	1960
	1602	1976		1674	1969
	1580	1960		1664	1968
Fewest	667	1982	Fewest	552	1992
	675	1993		743	1982
	985	1969		899	1976

## INTERCEPTIONS

Most	34	1964	Most	35	1962
	29	1962, 1969		33	1964
	28	1968		33	1975
Fewest	11	1976, 1977, 1996	Fewest	8	1985
	13	1971		9	1982
	15	1975, 1984, 1989		11	1988, 1990

## INTERCEPTION RETURN YARDAGE

Most	477	1964	Most	711	1967
	456	1968		670	1961
	432	1981		544	1962
Fewest	98	1975	Fewest	101	1985
	127	1985		105	1991
	136	1971		126	1988

## FUMBLES

Most	44	1976	Most	48	1986
	39	1995		42	1985
	38	1981, 1993		38	1991
Fewest	15	1964, 1967	Fewest	16	1966
	18	1969, 1982		18	1974
	19	1966, 1968		19	1964

## FUMBLES LOST

Most	25	1976	Most	21	1976, 1994
	21	1961, 1985		20	1960, 1961
					1962, 1985
	19	1987		19	1972, 1978
					1991
Fewest	7	1964	Fewest	6	1967
	8	1967, 1974, 1975		8	1966
	9	1968, 1972, 1978, 1982		9	1968, 1974
					1980, 1982, 1989

## PENALTIES

Most	135	1987	Most	114	1985
	131	1986		107	1981, 1996
	121	1995		102	1986
Fewest	53	1960, 1964	Fewest	44	1982
	55	1963		63	1994
	58	1965		65	1968

## YARDS PENALIZED

Most	1078	1995	Most	951	1963
	1059	1983		951	1964
	1055	1987		951	1981
Fewest	477	1964	Fewest	345	1982
	508	1977		489	1994
	528	1982		661	1994

## SACKS MADE

Most	66	1981	Most	66	1987
	49	1985		62	1985, 1989
	48	1983		54	1962
Fewest	16	1976	Fewest	9	1966
	19	1975		16	1969
	20	1960		17	1965, 1972

## FIRST DOWNS (Total)

Most	344	1985	Most	349	1986
	331	1988		348	1980
	331	1991		341	1984
Fewest	193	1982	Fewest	161	1982
	195	1977		178	1968
	202	1971		203	1967

## FIRST DOWNS (Rushing)

Most	153	1979	Most	157	1978
Fewest	52	1963	Fewest	54	1982

## FIRST DOWNS (Passing)

Most	201	1985	Most	216	1986
Fewest	67	1971	Fewest	89	1982

## FIRST DOWNS (Penalty)

Most	34	1996	Most	41	1986
Fewest	11	1982, 1994	Fewest	12	1967, 1993

# TEAM RECORDS

## GAME

### POINTS

Most	62	vs. Tampa Bay, Nov. 17, 1985
	52	vs. Houston, Sept. 18, 1966
	51	vs. Miami, Sept. 21, 1986
Fewest	0	18 times (last vs. New Orleans, Dec. 24, 1995)
Most By	56	at Houston, Oct. 14, 1962
Opp.	56	at New England, Sept. 9, 1979
	55	at New England, Oct. 29, 1978
Fewest	0	Six times (last at Washington, Dec. 11, 1993)
By Opp.		

### POINTS, ONE QUARTER

Most	28	vs. Boston, Oct. 27, 1968 (4th)
		vs. Miami, Sept. 21, 1986 (2nd)
Most By	28	at San Diego, Nov. 5, 1961 (3rd)
Opp.		at Dallas, Dec. 4, 1971 (1st)
		Houston (at New York), Nov. 23, 1980 (4th)
		Pittsburgh (at New York), Dec. 13, 1986 (4th)

### POINTS, ONE HALF

Most	41	vs. Tampa Bay, Nov. 17, 1985 (1st)
	38	vs. Boston, Oct. 27, 1968 (2nd)
	37	vs. New England, Sept. 21, 1987 (2nd)
Most By	41	at San Diego, Nov. 5, 1961 (1st)
Opp.	41	at New England, Oct. 29, 1978 (1st)
	38	at Dallas, Dec. 4, 1971 (1st)

### MARGIN OF VICTORY

Most	42	vs. Houston (45-3), Sept. 18, 1988
	39	vs. Houston (52-13), Sept. 18, 1966
		vs. Buffalo (42-3), Sept. 15, 1985
	38	vs. New England (45-7), Sept. 26, 1993
Most By	53	at New England (3-56), Sept. 9, 1979
Opp.	48	at Kansas City (0-48), Dec. 22, 1963
	46	vs. San Diego (7-53), Nov. 2, 1963

### YARDS RUSHING

Most	333	at New England, Oct. 15, 1972 (54 att.)
	291	at Kansas City, Sept. 28, 1975 (47 att.)
	288	vs. Buffalo, Sept. 15, 1985 (42 att.)
Fewest	5	vs. Buffalo, Oct. 30, 1966 (9 att.)
	25	at Carolina, Oct. 15, 1995 (12 att.)
	27	vs. Buffalo, Dec. 8, 1962 (15 att.)
Most By	343	at Pittsburgh, Sept. 20, 1981 (56 att.)
Opp.	330	at New England, Oct. 18, 1976 (47 att.)
	328	at New England, Sept. 18, 1983 (47 att.)
Fewest	17	Oakland (at New York), Oct. 10, 1964 (17 att.)
By Opp.	17	at New England, Oct. 12, 1986 (10 att.)
	18	Kansas City (at New York), Nov. 27, 1966 (36 att.)

### RUSHING ATTEMPTS

Most	58	at New England, Oct. 14, 1973 (232 yards)
	54	at New England, Oct. 15, 1972 (333 yards)
	53	at New England, Dec. 7, 1975 (205 yards)
		at New England, Nov. 15, 1981 (166 yards)
Fewest	9	vs. Buffalo, Oct. 30, 1966 (5 yards)
	11	vs. Denver, Dec. 3, 1976 (40 yards)
		vs. San Francisco, Sept. 21, 1980 (47 yards)
Most By	64	at Buffalo, Sept. 21, 1975 (309 yards)
Opp.	62	Buffalo (at New York), Sept. 16, 1973 (304 yards)
	61	at Buffalo, Sept. 29, 1974 (223 yards)
Fewest	10	at New England, Oct. 12, 1986 (17 yards)
By Opp.	11	Miami (at New York), Nov. 27, 1994 (38 yards)
	12	at San Diego, Nov. 24, 1968 (45 yards)
		Denver (at New York), Oct. 20, 1986 (47 yards)

## YARDS PASSING (NET)

<b>Most</b>	<b>490</b>	<b>at Baltimore, Sept. 24, 1972 (15 of 28)</b>
	449	vs. Miami, Sept. 21, 1986 (29 of 43)
	440	vs. Miami, Oct. 1, 1967 (25 of 43)
<b>Fewest</b>	<b>(-1)</b>	<b>vs. Dallas, Dec. 21, 1975 (2 of 13)</b>
	0	at New England, Oct. 14, 1973 (1 of 7)
	8	at New England, Oct. 10, 1971 (4 of 25)
		vs. Cincinnati, Dec. 12, 1976 (7 of 28)
<b>Most By Opp.</b>	<b>521</b>	<b>at Miami, Oct. 23, 1988 (35 of 60)</b>
	446	at Miami, Sept. 24, 1989 (34 of 56)
	440	New England (at New York), Oct. 11, 1981 (27 of 52)
<b>Fewest By Opp.</b>	<b>(-4)</b>	<b>at New England, Sept. 19, 1982 (6 of 17)</b>
	0	at Buffalo, Sept. 29, 1974 (0 of 2)
	6	at Denver, Nov. 15, 1964 (7 of 21)

## PASSES ATTEMPTED

<b>Most</b>	<b>62</b>	<b>vs. Denver, Dec. 3, 1967 (25 comp.)</b>
		<b>vs. Baltimore, Oct. 18, 1970 (34 comp.)</b>
	60	vs. San Francisco, Sept. 21, 1980 (42 comp.)
<b>Fewest</b>	<b>7</b>	<b>at New England, Oct. 14, 1973 (1 comp.)</b>
	9	vs. Kansas City, Nov. 7, 1971 (3 comp.)
		at New England, Oct. 15, 1972 (5 comp.)
<b>Most By Opp.</b>	<b>60</b>	<b>at Miami, Oct. 23, 1988 (35 comp.)</b>
	58	at Minnesota, Dec. 26, 1982 (33 comp.)
	57	Indianapolis (at New York), Nov. 16, 1986 (27 comp.)
<b>Fewest By Opp.</b>	<b>2</b>	<b>at Buffalo, Sept. 29, 1974 (0 comp.)</b>
	5	Buffalo (at New York), Dec. 16, 1973 (3 comp.)
	7	Cincinnati (at New York), Dec. 8, 1968 (3 comp.)

## PASSES COMPLETED

<b>Most</b>	<b>42</b>	<b>vs. San Francisco, Sept. 21, 1980 (60 att.)</b>
	37	vs. L.A. Rams, Sept. 25, 1983 (50 att.)
	34	vs. Baltimore, Oct. 18, 1970 (62 att.)
<b>Fewest</b>	<b>1</b>	<b>at New England, Oct. 14, 1973 (7 att.)</b>
	2	at Buffalo, Sept. 29, 1974 (18 att.)
		vs. Dallas, Dec. 21, 1975 (13 att.)
<b>Most By Opp.</b>	<b>36</b>	<b>at Baltimore, Dec. 15, 1974 (54 att.)</b>
	35	at Miami, Oct. 23, 1988 (60 att.)
	34	at Miami, Sept. 24, 1989 (56 att.)
<b>Fewest By Opp.</b>	<b>0</b>	<b>at Buffalo, Sept. 29, 1974 (2 att.)</b>
	3	Cincinnati (at New York), Dec. 8, 1968 (7 att.)
		Buffalo (at New York), Dec. 16, 1973 (5 att.)

## YARDS TOTAL OFFENSE

<b>Most</b>	<b>597</b>	<b>(426 pass, 171 rush) vs. Miami, Nov. 27, 1988</b>
	581	(379 pass, 202 rush) vs. Tampa Bay, Nov. 17, 1985
		(449 pass, 132 rush) vs. Miami, Sept. 21, 1986
<b>Fewest</b>	<b>72</b>	<b>(8 pass, 64 rush) vs. Cincinnati, Dec. 12, 1976</b>
	113	(80 pass, 33 rush) at San Diego Dec. 6, 1964
	118	(75 pass, 43 rush) at Baltimore, Sept. 19, 1971
		(46 pass, 72 rush) at Pittsburgh, Oct. 21, 1973
<b>Most By Opp.</b>	<b>621</b>	<b>(416 pass, 205 rush) at Cincinnati, Dec. 21, 1986</b>
	597	(365 pass, 232 rush) at New England, Sept. 9, 1979
	584	(521 pass, 63 rush) at Miami, Oct. 23, 1988
<b>Fewest By Opp.</b>	<b>57</b>	<b>(-4 pass, 61 rush) at New England, Sept. 19, 1982</b>
	80	(57 pass, 23 rush) Boston (at N.Y.), Nov. 22, 1970
	84	(39 pass, 45 rush) Green Bay (at N.Y.), Dec. 20, 1981

## YARDS PUNT RETURNS

<b>Most</b>	<b>142</b>	<b>vs. Denver, Sept. 24, 1961 (5 ret.)</b>
	128	at New Orleans, Nov. 21, 1983 (3 ret.)
	117	vs. Tampa Bay, Nov. 14, 1976 (7 ret.)
<b>Fewest</b>	<b>(-16)</b>	<b>at Buffalo, Nov. 24, 1996 (1 ret.)</b>
	(-10)	vs. Baltimore, Oct. 24, 1976 (2 ret.)
	(-4)	at Boston, Sept. 27, 1970 (2 ret.)
<b>Most By Opp.</b>	<b>139</b>	<b>vs. San Diego, Nov. 5, 1961 (4 ret.)</b>
	126	vs. Denver, Dec. 3, 1967 (5 ret.)
	125	at Baltimore, Nov. 8, 1981 (6 ret.)

## YARDS PUNT RETURNS *(continued)*

Fewest	(-4)	at New England, Nov. 15, 1981 (3 ret.)
By Opp.	(-3)	vs. Indianapolis, Dec. 5, 1993 (1 ret.) at Miami, Sept. 18, 1994 (2 ret.) 0 60 times (last at Houston, Dec. 24, 1994, 4 ret.)

## PUNT RETURNS

Most	8	at Miami, Sept. 9, 1966 (80 yards)
	7	vs. Cincinnati, Nov. 23, 1969 (53 yards) vs. Tampa Bay, Nov. 14, 1976 (117 yards) vs. Kansas City, Oct. 2, 1988 (110 yards)
Most By	8	Buffalo (at New York), Oct. 25, 1970 (67 yards)
Opp.	8	at Baltimore, Sept. 19, 1971 (164 yards)
	7	Buffalo (at New York), Dec. 16, 1973 (80 yards) St. Louis (at New York), Dec. 3, 1995 (81 yds.) at New England, Dec. 10, 1995 (95 yds.)

## YARDS KICKOFF RETURNS

Most	268	at Buffalo, Sept. 29, 1968 (8 ret.)
	257	at L.A. Chargers, Dec. 18, 1960 (10 ret.)
	242	at San Diego, Sept. 16, 1962 (8 ret.) at Cincinnati, Dec. 21, 1986 (9 ret.)
Fewest	0	vs. Boston, Oct. 27, 1968 (0 ret.) vs. Baltimore, Nov. 29, 1981 (0 ret.) at Buffalo, Sept. 23, 1984 (1 ret.) vs. Miami, Oct. 14, 1985 (0 ret.)
Most By	274	at Baltimore, Sept. 24, 1972 (7 ret.)
Opp.	220	Houston (at New York), Oct. 23, 1960 (4 ret.)
	198	at San Diego, Nov. 24, 1968 (7 ret.)
Fewest	0	at Buffalo, Sept. 6, 1981 (0 ret.)
By Opp.	0	Buffalo (at New York), Oct. 5, 1986 (0 ret.) 0 at Houston, Jan. 2, 1994 (0 ret.) New Orleans (at New York), Dec. 24, 1995 (0 ret.)

## KICKOFF RETURNS

Most	10	at L.A. Chargers, Dec. 18, 1960 (257 yards)
	9	8 times (last at Miami, Sept. 3, 1995 (158 yards))
Most By	9	Boston (at Birmingham), Sept. 22, 1968 (195 yards)
Opp.		Tampa Bay (at New York), Nov. 17, 1985 (164 yards)

## INTERCEPTIONS MADE

Most	8	at Baltimore, Sept. 23, 1973 (105 yards)
	6	at Houston, Dec. 6, 1969 (86 yards)
Most By	7	New England (at New York), Nov. 21, 1976
Opp.		(145 yards)
	6	Six times (last vs. Cincinnati) Dec. 12, 1976 (59 yards)

## YARDS INTERCEPTION RETURNS

Most	163	vs. New England, Oct. 11, 1981 (4 ret.)
	156	vs. Houston, Nov. 23, 1980 (4 ret.) at Minnesota, Nov. 20, 1994 (4 ret.)
Most By	235	at Buffalo, Sept. 29, 1968 (5 ret.)
Opp.	225	Houston (at New York), Oct. 15, 1967 (6 ret.)
	188	at Dallas Texans, Dec. 17, 1961 (3 ret.)

## YARDS PENALIZED

Most	161	at Cleveland, Sept. 21, 1970 (13 pen.)
	150	vs. Dallas, Oct. 4, 1987 (10 pen.)
	145	at Oakland, Nov. 17, 1968 (13 pen.)
Fewest	0	Three times (last vs. Buffalo, Dec. 16, 1973 (0 pen.))
Most By	148	San Diego (at San Diego), Oct. 13, 1963 (7 pen.)
Opp.	136	Oakland (at New York), Nov. 30, 1969 (10 pen.)
	131	Dallas (at New York), Oct. 4, 1987 (16 pen.)
Fewest	0	at Boston, Nov. 19, 1967 (0 pen.)
By Opp.		at Indianapolis, Oct. 30, 1994 (0 pen.)

## PENALTIES

Most	17	vs. Miami, Oct. 18, 1987 (100 yards)
	15	vs. Houston, Sept. 27, 1981 (116 yards)
		at Buffalo, Sept. 13, 1987 (103 yards)
		vs. Indianapolis, Sept. 8, 1996 (100 yards)
Most By Opp.	16	at Cincinnati, Oct. 6, 1985 (123 yards)
		Dallas (at New York), Oct. 4, 1987 (131 yards)
	15	Buffalo (at New York), Nov. 13, 1983 (110 yards)
		at Jacksonville, Oct. 13, 1996 (123 yards)

## SACKS

Most	10	vs. Buffalo, Nov. 23, 1961
	9	at Houston, Dec. 6, 1969
		at Giants, Nov. 1, 1981
		vs. Green Bay, Dec. 20, 1981
Most By Opp.	11	Dallas (at New York), Oct. 4, 1987
	10	at L.A. Raiders, Sept. 8, 1985
	9	at Houston, Oct. 14, 1962
		at New England, Sept. 9, 1979
		San Francisco (at New York), Oct. 29, 1989
		at Denver, Sept. 1, 1996

## FIRST DOWNS (TOTAL)

Most	35	vs. Tampa Bay, Nov. 17, 1985 (15-18-2)
	32	at Miami, Oct. 4, 1981 (13-16-3) (OT)
	31	at Cleveland, Sept. 21, 1970 (12-15-4)
		vs. Miami, Sept. 21, 1986 (10-19-2) (OT)
		vs. Kansas City, Oct. 2, 1988 (16-15-0) (OT)
Fewest	6	vs. Cincinnati, Dec. 12, 1976 (5-1-0)
	7	at Baltimore, Sept. 19, 1971 (2-4-1)
		at Buffalo, Sept. 29, 1974 (5-2-0)
		vs. Baltimore, Sept. 7, 1980 (1-6-0)
		vs. Indianapolis, Nov. 11, 1984 (2-5-0)
		at Carolina, Oct. 15, 1995 (2-5-0)
Most By Opp.	39	vs. Miami, Nov. 27, 1988 (13-23-3)
Fewest By Opp.	5	Boston (at New York), Nov. 22, 1970 (0-5-0)
		at New England, Sept. 19, 1982 (2-3-0)

## MOST FIRST DOWNS RUSHING

N.Y.	20	at New England, Sept. 19, 1982 (20-9-1)
Opp.	20	at Pittsburgh, Sept. 20, 1981 (20-12-1)

## MOST FIRST DOWNS PASSING

N.Y.	25	vs. San Francisco, Sept. 21, 1980 (4-25-1)
Opp.	24	vs. Miami, Sept. 21, 1986 (1-24-2) (OT)
		at Miami, Sept. 24, 1989 (5-24-2)

## **MOST VALUABLE PLAYERS**

(voted by teammates)

- 1961—Bill Mathis, Running Back
- 1962—Dick Christy, Running Back
- 1963—Bake Turner, Wide Receiver
- 1964—Dainard Paulson, Safety
- 1965—Matt Snell, Running Back
- 1966—George Sauer, Wide Receiver
- 1967—Don Maynard, Wide Receiver
- 1968—Joe Namath, Quarterback
- 1969—Joe Namath, Quarterback
- 1970—John Elliott, Defensive Tackle
- 1971—Larry Grantham, Linebacker
- 1972—John Riggins, Running Back
- 1973—Emerson Boozer, Running Back
- 1974—Joe Namath, Quarterback
- 1975—John Riggins, Running Back
- 1976—Clark Gaines, Running Back
- 1977—Randy Rasmussen, Guard
- 1978—Wesley Walker, Wide Receiver
- 1979—Marvin Powell, Tackle
- 1980—Bruce Harper, Running Back-Kick Returner
- 1981—Richard Todd, Quarterback
- 1982—Freeman McNeil, Running Back
- 1983—Lance Mehl, Linebacker
- 1984—Freeman McNeil, Running Back
- 1985—Ken O'Brien, Quarterback
- 1986—Al Toon, Wide Receiver
- 1987—Al Toon, Wide Receiver
- 1988—Al Toon, Wide Receiver
- 1989—JoJo Townsell, Wide Receiver-Kick Returner
- 1990—Pat Leahy, Kicker
- 1991—Chris Burkett, Wide Receiver
- 1992—Brian Washington, Strong Safety
- 1993—Johnny Johnson, Running Back
- 1994—Mo Lewis, Linebacker
- 1995—Marvin Jones, Linebacker
- 1996—Adrian Murrell, Running Back

## **DENNIS BYRD AWARD**

(Most inspirational player as voted by teammates)

- 1992—Dennis Byrd, Defensive End-Tackle
- 1993—Lonnie Young, Free Safety
- 1994—Ronnie Lott, Free Safety
- 1995—Kyle Clifton, Linebacker
- 1996—Wayne Chrebet, Wide Receiver

## **ED BLOCK AWARD**

(Most courageous player as voted by teammates)

- 1984—Joe Fields, Center
- 1985—Johnny Lynn, Cornerback-Safety
- 1986—Dan Alexander, Guard
- 1987—Joe Klecko, Defensive Tackle-End
- 1988—Tom Baldwin, Defensive Tackle
- 1989—Ken O'Brien, Quarterback
- 1990—Freeman McNeil, Running Back
- 1991—Paul Frase, Defensive Tackle-End
- 1992—Dale Dawkins, Wide Receiver
- 1993—Lonnie Young, Free Safety
- 1994—Jim Sweeney, Center
- 1995—Kyle Clifton, Linebacker
- 1996—Siupeli Malamala, Guard-Tackle

## **MARTY LYONS AWARD**

(Player who gives from the heart through charity and community involvement as voted by teammates)

1990—Marty Lyons, Defensive Tackle-End

1991—Rob Moore, Wide Receiver

1992—Brad Baxter, Fullback

1993—Bobby Houston, Linebacker

1994—Boomer Esiason, Quarterback

1995—Adrian Murrell, Running Back

1996—John Paci, Quarterback

## **KYLE CLIFTON AWARD**

(Good Guy Award)

1996—Kyle Clifton



Dennis Byrd (l) receives award from Steve Gutman (r).

# REGULAR SEASON RESULTS

1960-96

1960: W 7, L 7 2nd in Eastern Div. Coach: Sammy Baugh  
 Played in Polo Grounds

S 11	Buffalo Bills	W	27-3	10,200
S 17	Boston Patriots	L	24-28	19,200
S 23	Denver Broncos	W	28-24	20,462
O 2	at Dallas Texans	W	37-35	37,500
O 9	at Houston Oilers	L	21-27	16,151
O 16	at Buffalo Bills	W	17-13	14,998
O 23	Houston Oilers	L	28-42	21,000
O 28	Oakland Raiders	L	27-28	10,000
N 4	Los Angeles Chargers	L	7-12	19,402
N 11	at Boston Patriots	L	21-38	11,653
N 24	Dallas Texans	W	41-35	14,344
D 4	at Denver Broncos	W	30-27	5,861
D 11	at Oakland Raiders	W	31-28	9,037
D 18	at Los Angeles Chargers	L	43-50	11,457

382-399

1961: W 7, L 7 3rd in Eastern Div. Coach: Sammy Baugh

S 9	at Boston Patriots	W	21-20	16,683
S 17	at Buffalo Bills	L	31-41	15,584
S 24	Denver Broncos	W	35-28	14,381
O 1	Boston Patriots	W	37-30	15,189
O 15	San Diego Chargers	L	10-25	25,136
O 22	at Denver Broncos	L	10-27	12,508
O 29	at Oakland Raiders	W	14-6	7,138
N 5	at San Diego Chargers	L	13-48	33,391
N 11	Oakland Raiders	W	23-12	16,811
N 19	at Houston Oilers	L	13-49	33,428
N 23	Buffalo Bills	W	21-14	12,023
D 3	Dallas Texans	W	28-7	14,117
D 10	Houston Oilers	L	21-48	9,462
D 17	at Dallas Texans	L	24-35	12,500

301-390

1962: W 5, L 9 4th in Eastern Div. Coach: Clyde (Bulldog) Turner

S 9	at Oakland Raiders	W	28-17	12,500
S 16	at San Diego Chargers	L	14-40	22,003
S 22	at Buffalo Bills	W	17-6	24,024
S 30	Denver Broncos	L	10-32	5,729
O 6	at Boston Patriots	L	14-43	4,719
O 14	at Houston Oilers	L	17-56	20,650
O 21	at Dallas Texans	L	17-20	17,814
O 28	San Diego Chargers	W	23-3	7,175
N 4	Oakland Raiders	W	31-21	4,728
N 11	Dallas Texans	L	31-52	5,974
N 22	at Denver Broncos	W	46-45	15,776
N 30	at Boston Patriots	L	17-24	20,015
D 8	Buffalo Bills	L	3-20	4,011
D 15	Houston Oilers	L	10-44	3,828

278-423

1963: W 5, L 8, T 1 4th in Eastern Div. Coach: Weeb Ewbank  
 First year as Jets

S 8	at Boston Patriots	L	14-38	24,120
S 22	Houston Oilers	W	24-17	9,336
S 28	Oakland Raiders	W	10-7	17,100
O 5	Boston Patriots	W	31-24	16,769
O 13	at San Diego Chargers	L	20-24	27,189
O 20	at Oakland Raiders	L	26-49	15,557
O 26	Denver Broncos	T	35-35	22,553
N 2	San Diego Chargers	L	7-53	20,798
N 10	at Houston Oilers	L	24-31	23,619
N 17	at Denver Broncos	W	14-9	14,247
D 1	Kansas City Chiefs	W	17-0	18,824
D 8	at Buffalo Bills	L	14-45	20,222
D 14	Buffalo Bills	L	10-19	6,526
D 22	at Kansas City Chiefs	L	0-48	12,202

249-399

1964: W 5, L 8, T 1 3rd in Eastern Div. Coach: Weeb Ewbank  
 First year in Shea Stadium

S 12	Denver Broncos	W	30-6	44,497
S 27	at Boston Patriots	L	10-26	22,716
O 3	San Diego Chargers	T	17-17	50,222
O 10	Oakland Raiders	W	35-13	36,499
O 17	Houston Oilers	W	24-21	35,819
O 23	at Buffalo Bills	L	24-34	39,621
O 31	Boston Patriots	W	35-14	45,033
N 8	Buffalo Bills	L	7-20	61,929
N 15	at Denver Broncos	L	16-20	11,309
N 22	at Oakland Raiders	L	26-35	15,589
N 29	Kansas City Chiefs	W	27-14	46,597
D 6	at San Diego Chargers	L	3-38	25,753
D 13	at Houston Oilers	L	17-33	16,225
D 20	at Kansas City Chiefs	L	7-24	14,316

278-315

**1965: W 5, L 8, T 1 2nd in Eastern Div. Coach: Weeb Ewbank**

S 12	at Houston Oilers	L	21-27	52,680
S 18	Kansas City Chiefs	L	10-14	53,658
S 26	at Buffalo Bills	L	21-33	45,056
O 3	at Denver Broncos	L	13-16	34,988
O 16	Oakland Raiders	T	24-24	54,890
O 23	San Diego Chargers	L	9-34	60,679
O 31	Denver Broncos	W	45-10	55,572
N 7	at Kansas City Chiefs	W	13-10	25,523
N 14	at Boston Patriots	W	30-20	18,589
N 21	Houston Oilers	W	41-14	55,312
N 28	Boston Patriots	L	23-27	59,334
D 4	at San Diego Chargers	L	7-38	32,167
D 12	at Oakland Raiders	L	14-24	19,013
D 19	Buffalo Bills	W	14-12	57,396

285-303

**1966: W 6, L 6, T 2 3rd in Eastern Div. Coach: Weeb Ewbank**

S 9	at Miami Dolphins	W	19-14	34,402
S 18	Houston Oilers	W	52-13	54,681
S 25	at Denver Broncos	W	16-7	29,878
O 2	at Boston Patriots	T	24-24	27,255
O 8	San Diego Chargers	W	17-16	63,497
O 16	at Houston Oilers	L	0-24	30,823
O 23	Oakland Raiders	L	21-24	58,135
O 30	Buffalo Bills	L	23-33	61,552
N 13	at Buffalo Bills	L	3-14	45,738
N 20	Miami Dolphins	W	30-13	58,664
N 27	Kansas City Chiefs	L	24-32	60,318
D 3	at Oakland Raiders	T	28-28	32,144
D 11	at San Diego Chargers	L	27-42	25,712
D 17	Boston Patriots	W	38-28	58,921

322-312

**1967: W 8, L 5, T 1 2nd In Eastern Div. Coach: Weeb Ewbank**

S 10	at Buffalo Bills	L	17-20	45,748
S 24	at Denver Broncos	W	38-24	36,272
O 1	Miami Dolphins	W	29-7	61,240
O 7	Oakland Raiders	W	27-14	63,106
O 15	Houston Oilers	T	28-28	62,729
O 22	at Miami Dolphins	W	33-14	30,049
O 29	Boston Patriots	W	30-23	62,784
N 5	at Kansas City Chiefs	L	18-42	46,642
N 12	Buffalo Bills	W	20-10	62,671
N 19	at Boston Patriots	W	29-24	26,790
D 3	Denver Broncos	L	24-33	61,615
D 10	Kansas City Chiefs	L	7-21	62,891
D 17	at Oakland Raiders	L	29-38	53,011
D 24	at San Diego Chargers	W	42-31	34,580

371-329

**WORLD CHAMPIONS**

**1968: W 11, L 3 1st in Eastern Div. Coach: Weeb Ewbank**

S 15	at Kansas City Chiefs	W	20-19	48,871
S 22	at Boston Patriots (at Birmingham, Ala.)	W	47-31	29,192
S 29	at Buffalo Bills	L	35-37	38,044
O 5	San Diego Chargers	W	23-20	63,786
O 13	Denver Broncos	L	13-21	62,052
O 20	at Houston Oilers	W	20-14	51,710
O 27	Boston Patriots	W	48-14	62,351
N 3	Buffalo Bills	W	25-21	61,452
N 10	Houston Oilers	W	26-7	60,242
N 17	at Oakland Raiders	L	32-43	53,318
N 24	at San Diego Chargers	W	37-15	51,175
D 1	Miami Dolphins	W	35-17	61,766
D 8	Cincinnati Bengals	W	27-14	61,111
D 15	at Miami Dolphins	W	31-7	32,843

419-280

**AFL CHAMPIONSHIP GAME**

D 29	Oakland Raiders	W	27-23	62,627
------	-----------------	---	-------	--------

**SUPER BOWL III**

J 12	Baltimore Colts (at Miami)	W	16-7	75,377
------	----------------------------	---	------	--------

**1969: W 10, L 4 1st in Eastern Div. Coach: Weeb Ewbank**

S 14	at Buffalo Bills	W	33-19	46,165
S 21	at Denver Broncos	L	19-21	50,583
S 28	at San Diego Chargers	L	27-34	54,042
O 5	at Boston Patriots	W	23-14	25,584
O 11	at Cincinnati Bengals	W	21-7	27,927
O 20	Houston Oilers	W	26-17	63,841
O 26	Boston Patriots	W	23-17	62,298
N 2	Miami Dolphins	W	34-31	61,761
N 9	Buffalo Bills	W	16-6	62,680
N 16	Kansas City Chiefs	L	16-34	63,849
N 23	Cincinnati Bengals	W	40-7	62,128
N 30	Oakland Raiders	L	14-27	63,865
D 6	at Houston Oilers	W	34-26	51,923
D 14	at Miami Dolphins	W	27-9	48,108

353-269

## AFL PLAYOFF GAME

D 20 Kansas City Chiefs ..... L 6-13 ..... 62,977

**1970: W 4, L 10 3rd in AFC East Coach: Weeb Ewbank**

S 21 at Cleveland Browns ..... L 21-31 ..... 85,703  
 S 27 at Boston Patriots ..... W 31-21 ..... 36,040  
 O 4 at Buffalo Bills ..... L 31-34 ..... 46,206  
 O 10 Miami Dolphins ..... L 6-20 ..... 62,712  
 O 18 Baltimore Colts ..... L 22-29 ..... 63,301  
 O 25 Buffalo Bills ..... L 6-10 ..... 62,712  
 N 1 Giants ..... L 10-22 ..... 63,903  
 N 8 at Pittsburgh Steelers ..... L 17-21 ..... 50,028  
 N 15 at Los Angeles Rams ..... W 31-20 ..... 76,378  
 N 22 Boston Patriots ..... W 17-3 ..... 61,822  
 N 29 Minnesota Vikings ..... W 20-10 ..... 62,333  
 D 6 Oakland Raiders ..... L 13-14 ..... 62,905  
 D 13 at Miami Dolphins ..... L 10-16 ..... 75,099  
 D 20 at Baltimore Colts ..... L 20-35 ..... 60,240

255-286

**1971: W 6, L 8 3rd (T) in AFC East Coach: Weeb Ewbank**

S 19 at Baltimore Colts ..... L 0-22 ..... 56,458  
 S 27 at St. Louis Cardinals ..... L 10-17 ..... 50,358  
 O 3 at Miami Dolphins ..... W 14-10 ..... 70,670  
 O 10 at New England Patriots ..... L 0-20 ..... 61,357  
 O 17 Buffalo Bills ..... W 28-17 ..... 61,498  
 O 24 Miami Dolphins ..... L 14-30 ..... 62,130  
 O 31 at San Diego Chargers ..... L 21-49 ..... 44,786  
 N 7 Kansas City Chiefs ..... W 13-10 ..... 62,812  
 N 14 Baltimore Colts ..... L 13-14 ..... 63,947  
 N 21 at Buffalo Bills ..... W 20-7 ..... 41,577  
 N 28 San Francisco 49ers ..... L 21-24 ..... 62,936  
 D 4 at Dallas Cowboys ..... L 10-52 ..... 66,689  
 D 12 New England Patriots ..... W 13-6 ..... 63,175  
 D 19 Cincinnati Bengals ..... W 35-21 ..... 63,151

212-299

**1972: W 7, L 7 2nd in AFC East Coach: Weeb Ewbank**

S 17 at Buffalo Bills ..... W 41-24 ..... 46,206  
 S 24 at Baltimore Colts ..... W 44-34 ..... 56,626  
 O 1 at Houston Oilers ..... L 20-26 ..... 51,423  
 O B Miami Dolphins ..... L 17-27 ..... 63,841  
 O 15 at New England Patriots ..... W 41-13 ..... 60,999  
 O 22 Baltimore Colts ..... W 24-20 ..... 62,948  
 O 29 New England Patriots ..... W 34-10 ..... 62,867  
 N 5 Washington Redskins ..... L 17-35 ..... 63,962  
 N 12 Buffalo Bills ..... W 41-3 ..... 62,853  
 N 19 at Miami Dolphins ..... L 24-28 ..... 80,010  
 N 23 at Detroit Lions ..... L 20-37 ..... 54,418  
 D 3 New Orleans Saints ..... W 18-17 ..... 62,496  
 D 11 at Oakland Raiders ..... L 16-24 ..... 54,843  
 D 17 Cleveland Browns ..... L 10-26 ..... 62,614

367-324

**1973: W 4, L 10 4th (T) in AFC East Coach: Weeb Ewbank**

S 17 Green Bay Packers  
 (at Milwaukee) ..... L 7-23 ..... 47,124  
 S 23 at Baltimore Colts ..... W 34-10 ..... 55,942  
 S 30 at Buffalo Bills ..... L 7-9 ..... 77,425  
 O 7 at Miami Dolphins ..... L 3-31 ..... 80,047  
 O 14 at New England Patriots ..... W 9-7 ..... 58,659  
 O 21 at Pittsburgh Steelers ..... L 14-26 ..... 48,682  
 O 28 Denver Broncos ..... L 26-40 ..... 61,018  
 N 4 Miami Dolphins ..... L 14-24 ..... 62,365  
 N 11 New England Patriots ..... W 33-13 ..... 60,737  
 N 18 at Cincinnati Bengals ..... L 14-20 ..... 55,745  
 N 25 Atlanta Falcons ..... L 20-28 ..... 61,327  
 D 2 Baltimore Colts ..... W 20-17 ..... 61,009  
 D 9 at Philadelphia Eagles ..... L 23-24 ..... 34,621  
 D 16 Buffalo Bills ..... L 14-34 ..... 60,418

240-306

**1974: W 7, L 7 3rd (T) in AFC East Coach: Charley Winner**

S 15 at Kansas City Chiefs ..... L 16-24 ..... 77,294  
 S 22 at Chicago Bears ..... W 23-21 ..... 55,753  
 S 29 at Buffalo Bills ..... L 12-16 ..... 80,020  
 O 7 at Miami Dolphins ..... L 17-21 ..... 78,200  
 O 13 New England Patriots ..... L 0-24 ..... 61,400  
 O 20 Baltimore Colts ..... L 20-35 ..... 51,745  
 O 27 Los Angeles Rams ..... L 13-20 ..... 56,110  
 N 3 Houston Oilers ..... L 22-27 ..... 47,218  
 N 10 Giants (at Yale Bowl) ..... W 26-20(OT) ..... 67,740  
 N 17 at New England Patriots ..... W 21-16 ..... 57,115  
 N 24 Miami Dolphins ..... W 17-14 ..... 57,162  
 D 1 San Diego Chargers ..... W 27-14 ..... 44,888  
 D 8 Buffalo Bills ..... W 20-10 ..... 32,805  
 D 15 at Baltimore Colts ..... W 45-38 ..... 38,168

279-300

1975: W 3, L 11

Coaches: Charley Winner (9 Games)  
Ken Shipp (5 Games)

4th (T) in AFC East

S 21	at Buffalo Bills	L	14-42	77,895
S 28	at Kansas City Chiefs	W	30-24	74,169
O 5	New England Patriots	W	36-7	57,365
O 12	at Minnesota Vikings	L	21-29	47,739
O 19	Miami Dolphins	L	0-43	47,513
O 26	Baltimore Colts	L	28-45	55,137
N 2	Buffalo Bills	L	23-24	58,343
N 9	at Miami Dolphins	L	7-27	72,896
N 16	at Baltimore Colts	L	19-52	52,097
N 23	St. Louis Cardinals	L	6-37	53,169
N 30	Pittsburgh Steelers	L	7-20	52,618
D 7	at New England Patriots	W	39-28	53,989
D 15	at San Diego Chargers	L	16-24	52,446
D 21	Dallas Cowboys	L	21-31	37,279

258-433

1976: W 3, L 11

Coaches: Lou Holtz (13 Games)  
Mike Holovak (1 Game)

4th in AFC East

S 12	at Cleveland Browns	L	17-38	67,498
S 19	at Denver Broncos	L	3-46	62,669
S 26	at Miami Dolphins	L	0-16	49,754
O 3	at San Francisco 49ers	L	6-17	42,961
O 10	Buffalo Bills	W	17-14	52,416
O 18	at New England Patriots	L	7-41	50,883
O 24	Baltimore Colts	L	0-20	49,768
O 31	at Buffalo Bills	W	19-14	41,285
N 7	Miami Dolphins	L	7-27	53,344
N 14	Tampa Bay Buccaneers	W	34-0	46,427
N 21	New England Patriots	L	24-38	49,983
N 28	at Baltimore Colts	L	16-33	44,023
D 5	Washington Redskins	L	16-37	46,638
D 12	Cincinnati Bengals	L	3-42	31,067

169-383

1977: W 3, L 11 4th (T) in AFC East

Coach: Walt Michaels

S 18	at Houston Oilers	L	0-20	39,488
S 25*	Baltimore Colts	L	12-20	43,439
O 2	New England Patriots	W	30-27	38,277
O 9	at Buffalo Bills	W	24-19	32,046
O 16	at Miami Dolphins	L	17-21	43,446
O 23	Oakland Raiders	L	27-28	56,734
O 30	at New England Patriots	L	13-24	61,042
N 6	Miami Dolphins	L	10-14	51,582
N 13	Seattle Seahawks	L	0-17	43,973
N 20	at Baltimore Colts	L	12-33	50,957
N 27	Pittsburgh Steelers	L	20-23	47,385
D 4	at New Orleans Saints	W	16-13	43,569
D 11	Buffalo Bills	L	10-14	31,929
D 18	at Philadelphia Eagles	L	0-27	43,013

191-300

\*at Giants Stadium

1978: W 8, L 8 3rd in AFC East

Coach: Walt Michaels

S 3	Miami Dolphins	W	33-20	49,598
S 10	at Buffalo Bills	W	21-20	40,985
S 17	Seattle Seahawks	L	17-24	46,911
S 24	at Washington Redskins	L	3-23	54,729
O 1	Pittsburgh Steelers	L	17-28	52,058
O 8	Buffalo Bills	W	45-14	44,545
O 15	at Baltimore Colts	W	33-10	45,563
O 22	St. Louis Cardinals	W	23-10	49,244
O 29	at New England Patriots	L	21-55	60,585
N 5	at Denver Broncos	W	31-28	74,983
N 12	at Philadelphia Eagles	L	9-17	60,249
N 19	New England Patriots	L	17-19	55,568
N 26	at Miami Dolphins	W	24-13	49,255
D 3	Baltimore Colts	W	24-16	50,248
D 10	at Cleveland Browns	L	34-37(OT)	36,881
D 17	Dallas Cowboys	L	7-30	52,532

359-364

1979: W 8, L 8 3rd in AFC East

Coach: Walt Michaels

S 2	Cleveland Browns	L	22-25(OT)	48,472
S 9	at New England Patriots	L	3-56	53,113
S 16	Detroit Lions	W	31-10	49,612
S 23	at Buffalo Bills	L	31-46	68,731
S 30	Miami Dolphins	W	33-27	51,496
O 7	at Baltimore Colts	L	8-10	32,142
O 15	Minnesota Vikings	W	14-7	54,479
O 21	Oakland Raiders	W	28-19	55,802
O 28	at Houston Oilers	L	24-27(OT)	45,825
N 4	at Green Bay Packers	W	27-22	54,201
N 11	Buffalo Bills	L	12-14	50,647
N 18	at Chicago Bears	L	13-23	52,635
N 26	at Seattle Seahawks	L	7-30	59,977
D 2	Baltimore Colts	W	30-17	47,744
D 9	New England Patriots	W	27-26	45,131
D 15	at Miami Dolphins	W	27-24	49,915

337-383

1980: W 4, L 12		5th in AFC East		Coach: Walt Michaels	
S	7	Baltimore Colts	L	14-17	50,777
S	14	at Buffalo Bills	L	10-20	65,315
S	21	San Francisco 49ers	L	27-37	50,608
S	28	at Baltimore Colts	L	21-35	33,373
O	5	New England Patriots	L	11-21	53,603
O	12	at Atlanta Falcons	W	14-7	57,458
O	19	Seattle Seahawks	L	17-27	52,496
O	27	Miami Dolphins	W	17-14	53,046
N	2	at New England Patriots	L	21-34	60,834
N	9	Buffalo Bills	L	24-31	45,677
N	16	at Denver Broncos	L	24-31	72,114
N	23	Houston Oilers	W	31-28(OT)	52,358
N	30	at Los Angeles Rams	L	13-38	59,743
D	7	at Cleveland Browns	L	14-17	78,454
D	14	New Orleans Saints	L	20-21	38,077
D	20	at Miami Dolphins	W	24-17	41,854
302-395					

1981: W 10, L 5, T 1		2nd in AFC East		Coach: Walt Michaels	
S	6	at Buffalo Bills	L	0-31	79,754
S	13	Cincinnati Bengals	L	30-31	49,454
S	20	at Pittsburgh Steelers	L	10-38	52,973
S	27	Houston Oilers	W	33-17	50,309
O	4	at Miami Dolphins	T	28-28(OT)	68,723
O	11	New England Patriots	W	28-24	55,093
O	18	Buffalo Bills	W	33-14	54,607
O	25	Seattle Seahawks	L	3-19	49,678
N	1	at Giants	W	26-7	74,740
N	8	at Baltimore Colts	W	41-14	31,521
N	15	at New England Patriots	W	17-6	45,342
N	22	Miami Dolphins	W	16-15	59,962
N	29	Baltimore Colts	W	25-0	53,593
D	6	at Seattle Seahawks	L	23-27	53,105
D	12	at Cleveland Browns	W	14-13	56,866
D	20	Green Bay Packers	W	28-3	56,340
355-287					

### AFC PLAYOFF GAME

D	27	Buffalo Bills	L	27-31	57,050
---	----	---------------	---	-------	--------

1982: W 6, L 3		6th in AFC		Coach: Walt Michaels	
S	12	Miami Dolphins	L	28-45	53,360
S	19	at New England Patriots	W	31-7	53,515
N	21	Baltimore Colts	W	37-0	46,970
N	28	Green Bay Packers	W	15-13	53,872
D	6	at Detroit Lions	W	28-13	79,361
D	12	Tampa Bay Buccaneers	W	32-17	28,147
D	18	at Miami Dolphins	L	19-20	67,702
D	26	at Minnesota Vikings	W	42-14	58,672
J	2	at Kansas City Chiefs	L	13-37	11,902
245-166					

Games Missed: at Baltimore Colts, Houston Oilers, Denver Broncos, Buffalo Bills, New England Patriots, at Buffalo Bills, at Pittsburgh Steelers.

### AFC SUPER BOWL TOURNAMENT

J	9	at Cincinnati Bengals	W	44-17	57,560
J	15	at Los Angeles Raiders	W	17-14	90,037

### AFC CHAMPIONSHIP

J	23	at Miami Dolphins	L	0-14	67,396
---	----	-------------------	---	------	--------

1983: W 7, L 9		4th (T) in AFC East		Coach: Joe Walton	
S	4	at San Diego Chargers	W	41-29	51,004
S	11	Seattle Seahawks	L	10-17	50,066
S	18	at New England Patriots	L	13-23	43,182
S	25	Los Angeles Rams	W	27-24(OT)	52,070
O	3	at Buffalo Bills	W	34-10	79,933
O	9	at Cleveland Browns	L	7-10	78,235
O	16	Miami Dolphins	L	14-32	58,615
O	23	Atlanta Falcons	L	21-27	46,878
O	30	at San Francisco 49ers	W	27-13	54,796
N	6	Baltimore Colts	L	14-17	53,323
N	13	Buffalo Bills	L	17-24	48,513
N	21	at New Orleans Saints	W	31-28	68,606
N	27	New England Patriots	W	26-3	48,620
D	4	at Baltimore Colts	W	10-6	29,431
D	10	Pittsburgh Steelers	L	7-34	53,996
D	16	at Miami Dolphins	L	14-34	59,975
313-331					

1984: W 7, L 9		3rd in AFC East		Coach: Joe Walton	
First Year in Giants Stadium					
S	2	at Indianapolis Colts	W	23-14	60,398
S	6	Pittsburgh Steelers	L	17-23	70,564
S	16	Cincinnati Bengals	W	43-23	64,193
S	23	at Buffalo Bills	W	28-26	48,330
S	30	New England Patriots	L	21-28	68,978
O	7	at Kansas City Chiefs	W	17-16	51,843
O	14	at Cleveland Browns	W	24-20	55,673

1984 (continued)

O 21	Kansas City Chiefs	W	28-7	66,782
O 28	at New England Patriots	L	20-30	60,513
N 4	Miami Dolphins	L	17-31	72,655
N 11	Indianapolis Colts	L	5-9	51,066
N 18	at Houston Oilers	L	20-31	40,141
N 26	at Miami Dolphins	L	17-28	74,884
D 2	Giants	L	10-20	74,975
D 8	Buffalo Bills	W	21-17	45,378
D 16	at Tampa Bay Buccaneers	L	21-41	43,817
				332-364

1985: W 11, L 5 2nd in AFC East

Coach: Joe Walton

S 8	at Los Angeles Raiders	L	0-31	57,123
S 15	Buffalo Bills	W	42-3	63,449
S 22	at Green Bay Packers	W	24-3	53,667
S 29	Indianapolis Colts	W	25-20	61,987
O 6	at Cincinnati Bengals	W	29-20	51,785
O 14	Miami Dolphins	W	23-7	73,807
O 20	at New England Patriots	L	13-20	58,163
O 27	Seattle Seahawks	W	17-14	69,320
N 3	at Indianapolis Colts	W	35-17	59,683
N 10	at Miami Dolphins	L	17-21	73,965
N 17	Tampa Bay Buccaneers	W	62-28	65,344
N 24	New England Patriots	W	16-13(OT)	74,100
N 28	at Detroit Lions	L	20-31	65,531
D 8	at Buffalo Bills	W	27-7	23,122
D 14	Chicago Bears	L	6-19	74,752
D 22	Cleveland Browns	W	37-10	59,073
				393-264

AFC PLAYOFF GAME

D 28	New England Patriots	L	14-26	70,958
------	----------------------	---	-------	--------

1986: W 10, L 6 2nd in AFC East

Coach: Joe Walton

S 7	at Buffalo Bills	W	28-24	79,951
S 11	New England Patriots	L	6-20	72,422
S 21	Miami Dolphins	W	51-45(OT)	71,025
S 28	at Indianapolis Colts	W	26-7	56,075
O 5	Buffalo Bills	W	14-13	69,504
O 12	at New England Patriots	W	31-24	60,342
O 20	Denver Broncos	W	22-10	73,759
O 26	New Orleans Saints	W	28-23	44,246
N 2	at Seattle Seahawks	W	38-7	62,497
N 9	at Atlanta Falcons	W	28-14	53,476
N 16	Indianapolis Colts	W	31-16	65,149
N 24	at Miami Dolphins	L	3-45	70,206
N 30	Los Angeles Rams	L	3-17	70,539
D 7	at San Francisco 49ers	L	10-24	58,091
D 13	Pittsburgh Steelers	L	24-45	58,044
D 21	at Cincinnati Bengals	L	21-52	51,619
				364-386

AFC PLAYOFF GAMES

D 28	Kansas City Chiefs	W	35-15	69,307
J 3	at Cleveland Browns	L	20-23(2 OT)	78,106

1987: W 6, L 9 5th in AFC East

Coach: Joe Walton

S 13	at Buffalo Bills	W	31-28	76,718
S 21	New England Patriots	W	43-24	70,847
O 4	Dallas Cowboys	L	24-38	12,370
O 11	at Indianapolis Colts	L	0-6	34,927
O 18	Miami Dolphins	W	37-31(OT)	18,249
O 25	at Washington Redskins	L	16-17	53,497
N 1	Indianapolis Colts	L	14-19	60,863
N 9	Seattle Seahawks	W	30-14	60,452
N 15	at Kansas City Chiefs	W	19-9	40,718
N 22	Buffalo Bills	L	14-17	58,407
N 29	Cincinnati Bengals	W	27-20	41,135
D 7	at Miami Dolphins	L	28-37	58,879
D 13	at New England Patriots	L	20-42	60,617
D 20	Philadelphia Eagles	L	27-38	30,572
D 27	at Giants	L	7-20	68,318
				337-360

1988: W 8, L 7, T 1 4th in AFC East

Coach: Joe Walton

S 4	at New England Patriots	L	3-28	44,027
S 11	at Cleveland Browns	W	23-3	74,434
S 18	Houston Oilers	W	45-3	64,683
S 25	at Detroit Lions	W	17-10	29,250
O 2	Kansas City Chiefs	T	17-17(OT)	66,110
O 9	at Cincinnati Bengals	L	19-36	57,482
O 17	Buffalo Bills	L	14-37	70,218
O 23	at Miami Dolphins	W	44-30	68,292
O 30	Pittsburgh Steelers	W	24-20	64,862
N 6	at Indianapolis Colts	L	14-38	59,233
N 13	New England Patriots	L	13-14	48,358

1988 (continued)

N 20	at Buffalo Bills	L	6-9(OT)	78,389
N 27	Miami Dolphins	W	38-34	52,752
D 4	at Kansas City Chiefs	L	34-38	30,059
D 10	Indianapolis Colts	W	34-16	46,284
D 18	Giants	W	27-21	69,770

372-354

1989: W 4, L 12 5th in AFC East

Coach: Joe Walton

S 10	New England Patriots	L	24-27	64,541
S 17	at Cleveland Browns	L	24-38	73,516
S 24	at Miami Dolphins	W	40-33	65,908
O 1	Indianapolis Colts	L	10-17	65,542
O 9	Los Angeles Raiders	L	7-14	68,040
O 15	at New Orleans Saints	L	14-29	59,521
O 22	at Buffalo Bills	L	3-34	76,811
O 29	San Francisco 49ers	L	10-23	62,805
N 5	at New England Patriots	W	27-26	53,366
N 12	Miami Dolphins	L	23-31	65,923
N 19	at Indianapolis Colts	L	10-27	58,236
N 26	Atlanta Falcons	W	27-7	40,429
D 3	at San Diego Chargers	W	20-17	38,954
D 10	Pittsburgh Steelers	L	0-13	41,037
D 17	at Los Angeles Rams	L	14-38	53,063
D 23	Buffalo Bills	L	0-37	21,148

253-411

1990: W 6, L 10 4th in AFC East

Coach: Bruce Coslet

S 9	at Cincinnati Bengals	L	20-25	56,467
S 16	Cleveland Browns	W	24-21	67,354
S 24	Buffalo Bills	L	7-30	69,927
S 30	at New England Patriots	W	37-13	36,724
O 7	at Miami Dolphins	L	16-20	69,678
O 14	San Diego Chargers	L	3-39	63,311
O 21	at Buffalo Bills	L	27-30	79,002
O 28	at Houston Oilers	W	17-12	56,337
N 4	Dallas Cowboys	W	24-9	68,086
N 11	Miami Dolphins	L	3-17	68,362
N 18	at Indianapolis Colts	L	14-17	47,283
N 25	Pittsburgh Steelers	L	7-24	57,806
D 2	at San Diego Chargers	L	17-38	40,877
D 16	Indianapolis Colts	L	21-29	41,423
D 23	New England Patriots	W	42-7	30,250
D 30	at Tampa Bay Buccaneers	W	16-14	46,543

295-345

1991: W 8, L 8 2nd in AFC East

Coach: Bruce Coslet

S 1	Tampa Bay Buccaneers	W	16-13	61,204
S 8	at Seattle Seahawks	L	13-20	56,770
S 15	Buffalo Bills	L	20-23	65,309
S 23	at Chicago Bears	L	13-19(OT)	65,255
S 29	Miami Dolphins	W	41-23	71,170
O 6	at Cleveland Browns	W	17-14	71,042
O 13	Houston Oilers	L	20-23	70,758
O 20	at Indianapolis Colts	W	17-6	53,025
N 3	Green Bay Packers	W	19-16(OT)	67,435
N 10	Indianapolis Colts	L	27-28	44,792
N 17	at New England Patriots	W	28-21	30,743
N 24	San Diego Chargers	W	24-3	59,025
D 1	at Buffalo Bills	L	13-24	80,243
D 8	at Detroit Lions	L	20-34	69,304
D 15	New England Patriots	L	3-6	55,689
D 22	at Miami Dolphins	W	23-20(OT)	69,636

314-293

AFC PLAYOFF GAME

D 29	at Houston Oilers	L	10-17	61,485
------	-------------------	---	-------	--------

1992: W 4, L 12 4th in AFC East

Coach: Bruce Coslet

S 6	at Atlanta Falcons	L	17-20	65,585
S 13	at Pittsburgh Steelers	L	10-27	56,050
S 20	San Francisco 49ers	L	14-31	71,020
S 27	at Los Angeles Rams	L	10-18	42,005
O 4	New England Patriots	W	30-21	60,180
O 11	at Indianapolis Colts	L	3-6 (OT)	48,393
O 26	Buffalo Bills	L	20-24	68,181
N 1	Miami Dolphins	W	26-14	69,313
N 8	at Denver Broncos	L	16-27	74,678
N 15	Cincinnati Bengals	W	17-14	60,196
N 22	at New England Patriots	L	3-24	27,642
N 29	Kansas City Chiefs	L	7-23	57,375
D 6	at Buffalo Bills	W	24-17	75,876
D 13	Indianapolis Colts	L	6-10	33,684
D 20	at Miami Dolphins	L	17-19	68,275
D 26	New Orleans Saints	L	0-20	45,614

220-315

**1993: W 8, L 8 3rd in AFC East****Coach: Bruce Coslet**

S	5	Denver Broncos	L	20-26	68,130
S	12	at Miami Dolphins	W	24-14	70,314
S	26	New England Patriots	W	45-7	64,836
O	3	Philadelphia Eagles	L	30-35	72,593
O	10	at Los Angeles Raiders	L	20-24	41,627
O	24	Buffalo Bills	L	10-19	71,541
O	31	at Giants	W	10-6	71,659
N	7	Miami Dolphins	W	27-10	71,306
N	14	at Indianapolis Colts	W	31-17	47,351
N	21	Cincinnati Bengals	W	17-12	64,264
N	28	at New England Patriots	W	6-0	42,810
D	5	Indianapolis Colts	L	6-9	45,799
D	11	at Washington Redskins	W	3-0	47,970
D	18	Dallas Cowboys	L	7-28	73,233
D	26	at Buffalo Bills	L	14-16	70,817
J	2	at Houston Oilers	L	0-24	61,040

270-247

**1994: W 6, L 10 5th in AFC East****Coach: Pete Carroll**

S	4	at Buffalo Bills	W	23-3	79,460
S	11	Denver Broncos	W	25-22 (OT)	73,436
S	18	at Miami	L	14-28	68,192
S	25	Chicago	L	7-19	70,806
O	2	at Cleveland	L	7-27	76,188
O	9	Indianapolis	W	16-6	64,934
O	16	New England	W	24-17	71,123
O	30	at Indianapolis	L	25-28	44,350
N	6	Buffalo	W	22-17	66,949
N	13	at Green Bay	L	10-17	58,307
N	20	at Minnesota	W	31-21	60,687
N	27	Miami	L	24-28	75,606
D	4	at New England	L	13-24	60,138
D	10	Detroit	L	7-18	56,080
D	18	San Diego	L	6-21	48,213
D	24	at Houston	L	10-24	31,176

264-320

**1995: W 3, L 13 5th in AFC East****Coach: Rich Kotite**

S	3	at Miami	L	14-52	71,317
S	10	Indianapolis	L	24-27 (OT)	65,134
S	17	Jacksonville	W	27-10	49,970
S	24	at Atlanta	L	3-13	40,778
O	1	Oakland	L	10-47	68,941
O	8	at Buffalo	L	10-29	79,485
O	15	at Carolina	L	15-26	52,613
O	22	Miami	W	17-16	67,228
O	29	at Indianapolis	L	10-17	49,250
N	5	New England	L	7-20	61,462
N	19	Buffalo	L	26-28	54,436
N	26	at Seattle	W	16-10	41,160
D	3	St. Louis	L	20-23	52,023
D	10	at New England	L	28-31	46,617
D	17	at Houston	L	6-23	35,873
D	24	New Orleans	L	0-12	28,885

233-384

**1996: W 1, L 15 5th in AFC East****Coach: Rich Kotite**

S	1	at Denver Broncos	L	6-31	70,595
S	8	Indianapolis Colts	L	7-21	63,534
S	15	at Miami Dolphins	L	27-36	68,137
S	22	New York Giants	L	6-13	58,339
S	29	at Washington Redskins	L	16-31	52,068
O	6	Oakland Raiders	L	13-34	63,611
O	13	at Jacksonville Jaguars	L	17-21	65,699
O	20	Buffalo Bills	L	22-25	49,775
O	27	at Arizona Cardinals	W	31-21	28,088
N	10	New England Patriots	L	27-31	61,715
N	17	at Indianapolis Colts	L	29-34	48,322
N	24	at Buffalo Bills	L	10-35	60,854
D	1	Houston Oilers	L	10-35	21,731
D	8	at New England Patriots	L	10-34	54,621
D	14	Philadelphia Eagles	L	20-21	29,178
D	22	Miami Dolphins	L	28-31	47,271

279-454

# JETS vs. THE NFL

## REGULAR AND POSTSEASON—1960-96

### ARIZONA

#### Won 2, Lost 2

- 1971—at St. Louis 17, New York 10  
1975—St. Louis 37, at New York 6
- 1978—at New York 23, St. Louis 10  
1996—New York 31, at Arizona 21

### ATLANTA

#### Won 3, Lost 4

- 1973—Atlanta 28, at New York 20  
1980—New York 14, at Atlanta 7  
1983—Atlanta 27, at New York 21  
1986—New York 28, at Atlanta 14
- 1989—at New York 27, Atlanta 7  
1992—at Atlanta 20, New York 17  
1995—at Atlanta 13, New York 3

### BUFFALO

#### Won 31, Lost 41, Postseason 0-1

- 1960—at New York 27, Buffalo 3  
New York 17, at Buffalo 13  
1961—Buffalo 41, at New York 31  
at New York 21, Buffalo 14  
1962—New York 17, at Buffalo 6  
Buffalo 20, at New York 3  
1963—at Buffalo 45, New York 14  
Buffalo 19, at New York 10  
1964—at Buffalo 34, New York 24  
Buffalo 20, at New York 7  
1965—at Buffalo 33, New York 21  
at New York 14, Buffalo 12  
1966—Buffalo 33, at New York 23  
at Buffalo 14, New York 3  
1967—at Buffalo 20, New York 17  
at New York 20, Buffalo 10  
1968—at Buffalo 37, New York 35  
at New York 25, Buffalo 21  
1969—New York 33, at Buffalo 19  
at New York 16, Buffalo 6  
1970—at Buffalo 34, New York 31  
Buffalo 10, at New York 6  
1971—at New York 28, Buffalo 17  
New York 20, at Buffalo 7  
1972—New York 41, at Buffalo 24  
at New York 41, Buffalo 3  
1973—at Buffalo 9, New York 7  
Buffalo 34, at New York 14  
1974—at Buffalo 16, New York 12  
at New York 20, Buffalo 10  
1975—at Buffalo 42, New York 14  
Buffalo 24, at New York 23  
1976—at New York 17, Buffalo 14  
New York 19, at Buffalo 14  
1977—New York 24, at Buffalo 19  
Buffalo 14, at New York 10  
1978—New York 21, at Buffalo 20  
at New York 45, Buffalo 14
- 1979—at Buffalo 46, New York 31  
Buffalo 14, at New York 12  
1980—at Buffalo 20, New York 10  
Buffalo 31, at New York 24  
1981—at Buffalo 31, New York 0  
at New York 33, Buffalo 14  
**Buffalo 31, at New York 27**  
**(AFC Wild Card Playoff)**  
1983—New York 34, at Buffalo 10  
Buffalo 24, at New York 17  
1984—New York 28 at Buffalo 26  
New York 21, at Buffalo 17  
1985—at New York 42, Buffalo 3  
New York 27, at Buffalo 7  
1986—New York 28, at Buffalo 24  
at New York 14, Buffalo 13  
1987—at New York 31, at Buffalo 28  
Buffalo 17, at New York 14  
1988—Buffalo 37, at New York 14  
at Buffalo 9, New York 6 (OT)  
1989—at Buffalo 34, New York 3  
Buffalo 37, at New York 0  
1990—Buffalo 30, at New York 7  
at Buffalo 30, New York 27  
1991—Buffalo 23, at New York 20  
at Buffalo 24, New York 13  
1992—Buffalo 24, at New York 20  
New York 24, at Buffalo 17  
1993—Buffalo 19, at New York 10  
at Buffalo 16, New York 14  
1994—New York 23, at Buffalo 3  
at New York 22, Buffalo 17  
1995—at Buffalo 29, New York 10  
Buffalo 28, at New York 26  
1996—Buffalo 25, at New York 22  
at Buffalo 35, New York 10

### CAROLINA

#### Won 0, Lost 1

- 1995—at Carolina 26, New York 15

### CHICAGO

#### Won 1, Lost 4

- 1974—New York 23, at Chicago 21  
1979—at Chicago 23, New York 13  
1985—Chicago 19, at New York 6
- 1991—at Chicago 19, New York 13 (OT)  
1994—Chicago 19, at New York 7

### CINCINNATI

#### Won 9, Lost 6, Postseason 1-0

- 1968—at New York 27, Cincinnati 14  
1969—New York 21, at Cincinnati 7  
at New York 40, Cincinnati 7  
1971—at New York 35, Cincinnati 21  
1973—at Cincinnati 20, New York 14  
1976—Cincinnati 42, at New York 3  
1981—Cincinnati 31, at New York 30  
1982—**New York 44, at Cincinnati 14**  
**(AFC Playoffs)**
- 1984—at New York 43, Cincinnati 23  
1985—New York 29, at Cincinnati 20  
1986—at Cincinnati 52, New York 21  
1987—at New York 27, Cincinnati 20  
1988—at Cincinnati 36, New York 19  
1990—at Cincinnati 25, New York 20  
1992—at New York 17, Cincinnati 14  
1993—at New York 17, Cincinnati 12

## CLEVELAND

### Won 6, Lost 9, Postseason 0-1

- |  |  |
|--|--|
| 1970—at Cleveland 31, New York 21      | 1985—at New York 37, Cleveland 10                              |
| 1972—Cleveland 26, at New York 10      | 1986—at Cleveland 23, New York 20 (2 OT)<br>(AFC Playoff Game) |
| 1976—at Cleveland 38, New York 17      | 1988—New York 23, at Cleveland 3                               |
| 1978—at Cleveland 37, New York 34 (OT) | 1989—at Cleveland 38, New York 24                              |
| 1979—Cleveland 25, at New York 22 (OT) | 1990—at New York 24, Cleveland 21                              |
| 1980—at Cleveland 17, New York 14      | 1991—New York 17, at Cleveland 14                              |
| 1981—New York 14, at Cleveland 13      | 1994—at Cleveland 27, New York 7                               |
| 1983—at Cleveland 10, New York 7       |  |
| 1984—New York 24, at Cleveland 20      |  |

## DALLAS

### Won 1, Lost 5

- |                                |                                |
|--------------------------------|--------------------------------|
| 1971—at Dallas 52, New York 10 | 1987—Dallas 38, at New York 24 |
| 1975—Dallas 31, at New York 21 | 1990—at New York 24, Dallas 9  |
| 1978—Dallas 30, at New York 7  | 1993—Dallas 28, at New York 7  |

## DENVER

### Won 12, Lost 13, Tied 1

- |  |   |
|--|---|
| 1960—at New York 28, Denver 24<br>New York 30, at Denver 27    | 1967—New York 38, at Denver 24<br>Denver 33, at New York 24 |
| 1961—at New York 35, Denver 28<br>at Denver 27, New York 10    | 1968—Denver 21, at New York 13                              |
| 1962—Denver 32, at New York 10<br>New York 46, at Denver 45    | 1969—at Denver 21, New York 19                              |
| 1963—at New York 35, Denver 35 (T)<br>New York 14, at Denver 9 | 1973—Denver 40, at New York 28                              |
| 1964—at New York 30, Denver 6<br>at Denver 20, New York 16     | 1976—at Denver 46, New York 3                               |
| 1965—at Denver 16, New York 13<br>at New York 45, Denver 10    | 1978—New York 31, at Denver 28                              |
| 1966—New York 16, at Denver 7                                  | 1980—at Denver 31, New York 24                              |
|  | 1986—at New York 22, Denver 10                              |
|  | 1992—at Denver 27, New York 16                              |
|  | 1993—Denver 26, at New York 20                              |
|  | 1994—at New York 25, Denver 22 (OT)                         |
|  | 1996—at Denver 31, New York 6                               |

## DETROIT

### Won 3, Lost 4

- |                                 |                                 |
|---------------------------------|---------------------------------|
| 1972—at Detroit 37, New York 20 | 1989—New York 17, at Detroit 10 |
| 1979—at New York 31, Detroit 10 | 1991—at Detroit 34, New York 20 |
| 1982—New York 28, at Detroit 13 | 1994—Detroit 18, at New York 7  |
| 1985—at Detroit 31, New York 20 |                                 |

## GREEN BAY

### Won 5, Lost 2

- |   |   |
|---|---|
| 1973—Green Bay 23, New York 7<br>(at Milwaukee) | 1985—New York 24, Green Bay 3<br>(at Milwaukee) |
| 1979—New York 27, at Green Bay 22               | 1991—at New York 19, Green Bay 16 (OT)          |
| 1981—at New York 28, Green Bay 3                | 1994—at Green Bay 17, New York 10               |
| 1982—at New York 15, Green Bay 13               |   |

## HOUSTON

### Won 12, Lost 20, Tied 1, Postseason 0-1

- |   |  |
|---|--|
| 1960—at Houston 27, New York 21<br>Houston 42, at New York 28 | 1972—at Houston 26, New York 20  |
| 1961—at Houston 49, New York 13<br>Houston 48, at New York 21 | 1974—Houston 27, at New York 22  |
| 1962—at Houston 56, New York 17<br>Houston 44, at New York 10 | 1977—at Houston 20, New York 0   |
| 1963—at New York 24, Houston 17<br>at Houston 31, New York 27 | 1979—at Houston 27, New York 24 (OT)   |
| 1964—at New York 24, Houston 21<br>at Houston 33, New York 17 | 1980—at New York 31, Houston 28 (OT)   |
| 1965—at Houston 27, New York 21<br>at New York 41, Houston 14 | 1981—at New York 33, Houston 17  |
| 1966—at New York 52, Houston 13<br>at Houston 24, New York 0  | 1984—at Houston 31, New York 20  |
| 1967—at New York 28, Houston 28 (T)                           | 1988—at New York 45, Houston 3   |
| 1968—New York 20, at Houston 14<br>at New York 26, Houston 7  | 1990—New York 17, at Houston 12  |
| 1969—at New York 26, Houston 17<br>New York 34, at Houston 26 | 1991—Houston 23, at New York 20<br>at Houston 17, New York 10<br>(AFC Wild Card Playoff) |
|   | 1993—at Houston 24, New York 0   |
|   | 1994—at Houston 24, New York 10  |
|   | 1995—at Houston 23, New York 6   |
|   | 1996—Houston 35, at New York 10  |

## INDIANAPOLIS

### Won 21, Lost 32, Postseason 1-0

- |   |   |
|---|---|
| 1969—New York 16, Baltimore 7<br>(Super Bowl III)                 | 1973—New York 34, at Baltimore 10<br>at New York 20, Baltimore 17 |
| 1970—Baltimore 29, at New York 22<br>at Baltimore 35, New York 20 | 1974—Baltimore 35, at New York 20<br>New York 45, at Baltimore 38 |
| 1971—at Baltimore 22, New York 0<br>Baltimore 14, at New York 13  | 1975—Baltimore 45, at New York 28<br>at Baltimore 52, New York 19 |
| 1972—New York 44, at Baltimore 34<br>at New York 24, Baltimore 20 | 1976—Baltimore 20, at New York 0<br>at Baltimore 33, New York 16  |

## INDIANAPOLIS (continued)

- 1977—Baltimore 20, at New York 12  
at Baltimore 33, New York 12  
1978—New York 33, at Baltimore 10  
at New York 24, Baltimore 16  
1979—at Baltimore 10, New York 8  
at New York 30, Baltimore 17  
1980—Baltimore 17, at New York 14  
at Baltimore 35, New York 21  
1981—New York 41, at Baltimore 14  
at New York 25, Baltimore 0  
1982—at New York 37, Baltimore 0  
1983—Baltimore 17 at New York 14  
New York 10, at Baltimore 6  
1984—New York 23, at Indianapolis 14  
Indianapolis 9, at New York 5  
1985—at New York 25, Indianapolis 20  
New York 35, at Indianapolis 17  
1986—New York 26, at Indianapolis 7  
at New York 31, Indianapolis 16  
1987—at Indianapolis 6, New York 0  
Indianapolis 19, New York 14  
1988—at Indianapolis 38, New York 14  
at New York 34, Indianapolis 16  
1989—Indianapolis 17, at New York 10  
at Indianapolis 27, New York 10  
1990—at Indianapolis 17, New York 14  
Indianapolis 29, at New York 21  
1991—New York 17, at Indianapolis 6  
Indianapolis 28, at New York 27  
1992—at Indianapolis 6, New York 3 (OT)  
Indianapolis 10, at New York 6  
1993—New York 31, at Indianapolis 17  
Indianapolis 9, at New York 6  
1994—at New York 16, Indianapolis 6  
at Indianapolis 28, New York 25  
1995—Indianapolis 27, at New York 24 (OT)  
at Indianapolis 17, New York 10  
1996—Indianapolis 21, at New York 7  
at Indianapolis 34, New York 29

## JACKSONVILLE

### Won 1, Lost 1

- 1995—at New York 27, Jacksonville 10  
1996—at Jacksonville 21, New York 17

## KANSAS CITY

### Won 12, Lost 14, Tied 1, Postseason 1-1

- 1960—New York 37, at Dallas 35  
at New York 41, Dallas 35  
1961—at New York 28, Dallas 7  
at Dallas 35, New York 24  
1962—at Dallas 20, New York 17  
Dallas 52, at New York 31  
1963—at New York 17, Kansas City 0  
at Kansas City 48, New York 0  
1964—at New York 27, Kansas City 14  
at Kansas City 24, New York 7  
1965—Kansas City 14, at New York 10  
New York 13, at Kansas City 10  
1966—Kansas City 32, at New York 24  
1967—at Kansas City 42, New York 18  
Kansas City 21, at New York 7  
1968—New York 20, at Kansas City 19  
1969—Kansas City 34, at New York 16  
Kansas City 13, at New York 6  
(AFL Playoff)  
1971—at New York 13, Kansas City 10  
1974—at Kansas City 24, New York 16  
1975—New York 30, at Kansas City 24  
1982—at Kansas City 37, New York 13  
1984—New York 17, at Kansas City 16  
at New York 28, Kansas City 7  
1986—at New York 35, Kansas City 15  
(AFC Wild Card Playoff)  
1987—New York 16, at Kansas City 9  
1988—at New York 17, Kansas City 17 (OT)  
at Kansas City 38, New York 34  
1992—Kansas City 23, at New York 7

## MIAMI

### Won 29, Lost 32, Tied 1, Postseason 0-1

- 1966—New York 19, at Miami 14  
at New York 30, Miami 13  
1967—at New York 29, Miami 7  
New York 33, at Miami 14  
1968—at New York 35, Miami 17  
New York 31, at Miami 7  
1969—at New York 34, Miami 31  
New York 27, at Miami 9  
1970—Miami 20, at New York 6  
at Miami 16, New York 10  
1971—New York 14, at Miami 10  
Miami 30, at New York 14  
1972—Miami 27, at New York 17  
at Miami 28, New York 24  
1973—at Miami 31, New York 3  
Miami 24, at New York 14  
1974—at Miami 21, New York 17  
at New York 17, Miami 14  
1975—Miami 43, at New York 0  
at Miami 27, New York 7  
1976—at Miami 16, New York 0  
Miami 27, at New York 7  
1977—at Miami 21, New York 17  
Miami 14, at New York 10  
1978—New York 33, Miami 20  
New York 24, at Miami 13  
1979—at New York 33, Miami 27  
New York 27, at Miami 24  
1980—at New York 17, Miami 14  
New York 24, at Miami 17  
1981—New York 28, at Miami 28 (OT)  
at New York 16, Miami 15  
1982—Miami 45, at New York 28  
at Miami 20, New York 19  
at Miami 14, New York 0  
(AFC Championship)  
1983—Miami 32, at New York 14  
at Miami 34, New York 14  
1984—Miami 31, at New York 17  
at Miami 28, New York 17  
1985—at New York 23, Miami 7  
at Miami 21, New York 17  
1986—at New York 51, Miami 45 (OT)  
at Miami 45, New York 3  
1987—at New York 37, Miami 31 (OT)  
at Miami 37, New York 28  
1988—New York 44, at Miami 30  
at New York 38, Miami 34  
1989—New York 40, at Miami 33  
Miami 31, at New York 23  
1990—at Miami 20, New York 16  
Miami 17, at New York 3  
1991—at New York 41, Miami 23  
New York 23, at Miami 20 (OT)  
1992—at New York 26, Miami 14  
at Miami 19, New York 17  
1993—New York 24, at Miami 14  
at New York 27, Miami 10  
1994—at Miami 28, New York 14  
Miami 28, at New York 24  
1995—at Miami 52, New York 14  
New York 17, Miami 16  
1996—at Miami 36, New York 27  
Miami 31, at New York 28

## MINNESOTA

### Won 4, Lost 1

1970—at New York 20, Minnesota 10  
1975—at Minnesota 29, New York 21  
1979—at New York 14, Minnesota 7

1982—New York 42, at Minnesota 14  
1994—New York 31, at Minnesota 21

## NEW ENGLAND

### Won 39, Lost 33, Tied 1, Postseason 0-1

1960—Boston 28, at New York 24  
at Boston 38, New York 21  
1961—New York 21, at Boston 20  
at New York 37, Boston 30  
1962—Boston 43, at New York 14  
at Boston 24, New York 17  
1963—at Boston 38, New York 14  
at New York 31, Boston 24  
1964—at Boston 26, New York 10  
at New York 35, Boston 14  
1965—New York 30, at Boston 20  
Boston 27, at New York 23  
1966—New York 24, at Boston 24 (T)  
at New York 38, Boston 28  
1967—at New York 30, Boston 23  
New York 29, at Boston 24  
1968—New York 47, Boston 31  
(at Birmingham, Ala.)  
at New York 48, Boston 14  
1969—New York 23, at Boston 14  
at New York 23, Boston 17  
1970—New York 31, at Boston 21  
at New York 17, Boston 3  
1971—at New England 20, New York 0  
at New York 13, New England 6  
1972—New York 41, at New England 13  
at New York 34, New England 10  
1973—New York 9, at New England 7  
at New York 33, New England 13  
1974—New England 24, at New York 0  
New York 21, at New England 16  
1975—at New York 36, New England 7  
New York 30, at New England 28  
1976—at New England 41, New York 7  
New England 36, at New York 24  
1977—at New York 30, New England 27  
at New England 24, New York 13  
1978—at New England 55, New York 21  
New England 19, at New York 17

1979—at New England 56, New York 3  
at New York 27, New England 26  
1980—New England 21, at New York 11  
at New England 34, New York 21  
1981—at New York 28, New England 24  
New York 17, at New England 6  
1982—New York 31, at New England 7  
1983—at New England 23, New York 13  
at New York 26, New England 3  
1984—New England 28, at New York 21  
at New England 30, New York 20  
1985—at New England 20, New York 13  
at New York 16, New England 13 (OT)  
**New England 26, at New York 14  
(AFC Wild Card Playoff)**  
1986—New England 20, at New York 6  
New York 31, at New England 24  
1987—at New York 43, New England 24  
at New England 42, New York 20  
1988—at New England 28, New York 3  
New England 14, at New York 13  
1989—New England 27, at New York 24  
New York 27, at New England 26  
1990—New York 37, at New England 13  
at New York 42, New England 7  
1991—New York 28, at New England 21  
New England 6, at New York 3  
1992—at New York 30, New England 21  
at New England 24, New York 3  
1993—at New York 45, New England 7  
New York 6, at New England 0  
1994—at New York 24, New England 17  
at New England 24, New York 13  
1995—New England 20, at New York 7  
at New England 31, New York 28  
1996—New England 31, at New York 27  
at New England 34, New York 10

## NEW ORLEANS

### Won 4, Lost 4

1972—at New York 18, New Orleans 17  
1977—New York 16, at New Orleans 13  
1980—New Orleans 21, at New York 20  
1983—New York 31, at New Orleans 28

1986—at New York 28, New Orleans 23  
1989—at New Orleans 29, New York 14  
1992—New Orleans 20, at New York 0  
1995—New Orleans 12, at New York 0

## NEW YORK GIANTS

### Won 4, Lost 4

1970—Giants 22, at Jets 10  
1974—Jets 26, at Giants 20 (OT-Yale Bowl)  
1981—Jets 26, at Giants 7  
1984—Giants 20, at Jets 10

1987—at Giants 20, Jets 7  
1988—at Jets 27, Giants 21  
1993—Jets 10, at Giants 6  
1996—Giants 13, at Jets 6

## OAKLAND RAIDERS

### Won 9, Lost 16, Tied 2, Postseason 2-0

1960—Oakland 28, at New York 27  
New York 31, at Oakland 28  
1961—New York 14, at Oakland 6  
at New York 23, Oakland 12  
1962—New York 28, at Oakland 17  
at New York 31, Oakland 21  
1963—at New York 10, Oakland 7  
at Oakland 49, New York 26  
1964—at New York 35, Oakland 13  
at Oakland 35, New York 26  
1965—at New York 24, Oakland 24 (T)  
at Oakland 24, New York 14

1966—Oakland 24, at New York 21  
New York 28, at Oakland 28 (T)  
1967—at New York 27, Oakland 14  
at Oakland 38, New York 29  
1968—at Oakland 43, New York 32  
**at New York 27, Oakland 23  
(AFL Championship)**  
1969—Oakland 27, at New York 14  
1970—Oakland 14, at New York 13  
1972—at Oakland 24, New York 16  
1977—Oakland 28, at New York 27  
1979—at New York 28, Oakland 19

## OAKLAND (continued)

1982—New York 17, at Los Angeles 14  
(AFC Playoff)  
1985—at Los Angeles 31, New York 0  
1989—Los Angeles 14, at New York 7

1993—at Los Angeles 24, New York 20  
1995—Oakland 47, at New York 10  
1996—Oakland 34, at New York 13

## PHILADELPHIA

Won 0, Lost 6

1973—at Philadelphia 24, New York 23  
1977—at Philadelphia 27, New York 0  
1978—at Philadelphia 17, New York 9

1987—Philadelphia 38, at New York 27  
1993—Philadelphia 35, at New York 30  
1996—Philadelphia 21, at New York 20

## PITTSBURGH

Won 1, Lost 12

1970—at Pittsburgh 21, New York 17  
1973—at Pittsburgh 26, New York 14  
1975—Pittsburgh 20, at New York 7  
1977—Pittsburgh 23, at New York 20  
1978—Pittsburgh 28, at New York 17  
1981—at Pittsburgh 38, New York 10  
1983—Pittsburgh 34, at New York 7

1984—Pittsburgh 23, at New York 17  
1986—Pittsburgh 45, at New York 24  
1988—at New York 24, Pittsburgh 20  
1989—Pittsburgh 13, at New York 0  
1990—Pittsburgh 24, at New York 7  
1992—at Pittsburgh 27, New York 10

## SAN DIEGO

Won 9, Lost 17, Tied 1

1960—Los Angeles 21, at New York 7  
at Los Angeles 50, New York 43  
1961—San Diego 25, at New York 10  
at San Diego 48, New York 13  
1962—at San Diego 40, New York 14  
at New York 23, San Diego 3  
1963—at San Diego 24, New York 20  
San Diego 53, at New York 7  
1964—at New York 17, San Diego 17 (T)  
at San Diego 38, New York 3  
1965—San Diego 34, at New York 9  
at San Diego 38, New York 7  
1966—at New York 17, San Diego 16  
at San Diego 42, New York 27

1967—New York 42, at San Diego 31  
1968—at New York 23, San Diego 20  
New York 37, at San Diego 15  
1969—at San Diego 34, New York 27  
1971—at San Diego 49, New York 21  
1974—at New York 27, San Diego 14  
1975—at San Diego 24, New York 16  
1983—New York 41, at San Diego 29  
1989—New York 20, at San Diego 17  
1990—San Diego 39, at New York 3  
at San Diego 38, New York 17  
1991—at New York 24, San Diego 3  
1994—San Diego 21, at New York 6

## SAN FRANCISCO

Won 1, Lost 6

1971—San Francisco 24, at New York 21  
1976—at San Francisco 17, New York 6  
1980—San Francisco 37, at New York 27  
1983—New York 27, at San Francisco 13

1986—at San Francisco 24, New York 10  
1989—San Francisco 23, at New York 10  
1992—San Francisco 31, at New York 14

## SEATTLE

Won 4, Lost 8

1977—Seattle 17, at New York 0  
1978—Seattle 24, at New York 17  
1979—at Seattle 30, New York 7  
1980—Seattle 27, at New York 17  
1981—Seattle 19, at New York 3  
at Seattle 27, New York 23

1983—Seattle 17, at New York 10  
1985—at New York 17, Seattle 14  
1986—New York 38, at Seattle 7  
1987—at New York 30, Seattle 14  
1991—at Seattle 20, New York 13  
1995—New York 16, at Seattle 10

## ST. LOUIS RAMS

Won 2, Lost 6

1976—New York 31, at Los Angeles 20  
1974—Los Angeles 20, at New York 13  
1980—at Los Angeles 38, New York 13  
1983—at New York 27, Los Angeles 24 (OT)

1986—Los Angeles 17, at New York 3  
1989—at Los Angeles 38, New York 14  
1992—at Los Angeles 18, New York 10  
1995—St. Louis 23, at New York 20

## TAMPA BAY

Won 5, Lost 1

1976—at New York 34, Tampa Bay 0  
1982—at New York 32, Tampa Bay 17  
1984—at Tampa Bay 41, New York 21

1985—at New York 62, Tampa Bay 28  
1990—New York 16, at Tampa Bay 14  
1991—at New York 16, Tampa Bay 13

## WASHINGTON

Won 1, Lost 5

1972—Washington 35, at New York 17  
1976—Washington 37, at New York 16  
1978—at Washington 23, New York 3

1987—at Washington 17, New York 16  
1993—New York 3, at Washington 0  
1996—at Washington 31, New York 16

# PRESEASON RESULTS

1960-96

<b>1960: Won 1, Lost 4</b>			<b>Coach: Sammy Baugh</b>
A 6	Los Angeles Chargers	L 7-27	Los Angeles
A 13	Oakland Raiders	L 17-23	Sacramento, Calif.
A 20	Dallas Texans	L 14-38	Abilene, Tex.
A 26	Houston Oilers	L 14-30	Mobile, Ala.
S 4	Buffalo Bills	W 52-31	Buffalo
<b>1961: Won 1, Lost 3</b>			<b>Coach: Sammy Baugh</b>
A 5	Dallas Texans	L 28-39	Dallas
A 10	Boston Patriots	L 3-14	Boston
A 19	Boston Patriots	W 17-7	Philadelphia
A 25	Houston Oilers	L 20-30	Greenville, S.C.
<b>1962: Won 0, Lost 4</b>			<b>Coach: Clyde (Bulldog) Turner</b>
A 4	Houston Oilers	L 27-33	Houston
A 12	Buffalo Bills	L 10-20	New Haven, Conn.
A 25	Boston Patriots	L 10-17	Lowell, Mass.
S 1	San Diego Chargers	L 9-14	San Diego
<b>1963: Won 1, Lost 3</b>			<b>Coach: Weeb Ewbank</b>
A 9	Houston Oilers	L 0-17	Shreveport, La.
A 16	Buffalo Bills	L 8-23	Buffalo
A 23	Oakland Raiders	L 16-43	Oakland
S 1	Boston Patriots	W 22-20	New Brunswick, N.J.
<b>1964: Won 4, Lost 1</b>			<b>Coach: Weeb Ewbank</b>
A 8	Buffalo Bills	L 13-26	Tampa, Fla.
A 15	Boston Patriots	W 23-7	Lowell, Mass.
A 22	Boston Patriots	W 21-20	New Brunswick, N.J.
A 29	San Diego Chargers	W 34-6	Atlanta, Ga.
S 5	Buffalo Bills	W 19-17	Kingston, Pa.
<b>1965: Won 2, Lost 3</b>			<b>Coach: Weeb Ewbank</b>
A 7	Houston Oilers	L 16-21	Alexandria, Va.
A 13	Boston Patriots	W 26-16	Allentown, Pa.
A 21	Buffalo Bills	L 14-30	New Brunswick, N.J.
A 28	Boston Patriots	W 17-0	Norfolk, Va.
S 2	Buffalo Bills	L 10-31	Buffalo
<b>1966: Won 4, Lost 0</b>			<b>Coach: Weeb Ewbank</b>
A 13	Houston Oilers	W 16-10	Birmingham, Ala.
A 20	Miami Dolphins	W 31-14	Jacksonville, Fla.
A 27	Buffalo Bills	W 34-17	Allentown, Pa.
S 1	Boston Patriots	W 41-3	Mobile, Ala.
<b>1967: Won 2, Lost 3</b>			<b>Coach: Weeb Ewbank</b>
A 4	Boston Patriots	W 55-13	Bridgeport, Conn.
A 12	Kansas City Chiefs	L 17-30	Birmingham, Ala.
A 19	Philadelphia Eagles	L 19-34	Cincinnati, Ohio
A 26	Houston Oilers	W 13-7	Charlotte, N.C.
A 31	Buffalo Bills	L 23-31	Mobile, Ala.
<b>1968: Won 3, Lost 2</b>			<b>Coach: Weeb Ewbank</b>
A 12	Houston Oilers	L 14-28	Houston
A 17	Boston Patriots	W 25-6	Richmond, Va.
A 24	Atlanta Falcons	W 27-12	Birmingham, Ala.
A 30	Cincinnati Bengals	L 9-13	Memphis, Tenn.
S 7	Detroit Lions	W 9-6	Cleveland, Ohio
<b>1969: Won 3, Lost 3</b>			<b>Coach: Weeb Ewbank</b>
A 1	College All Stars	W 26-24	Chicago, Ill.
A 9	St. Louis Cardinals	L 6-13	St. Louis
A 17	at Giants	W 37-14	New Haven, Conn.
A 25	Oakland Raiders	L 6-24	Oakland
A 30	Minnesota Vikings	W 24-21	Winston-Salem, N.C.
S 6	Dallas Cowboys	L 9-25	Dallas
<b>1970: Won 3, Lost 3</b>			<b>Coach: Weeb Ewbank</b>
A 8	Buffalo Bills	W 33-10	Birmingham, Ala.
A 15	Atlanta Falcons	L 20-14	Winston-Salem, N.C.
A 23	at Giants	L 24-28	New Haven, Conn.
A 30	Minnesota Vikings	L 21-52	Bloomington
S 5	New Orleans Saints	W 27-14	New Orleans
S 13	Dallas Cowboys	W 29-21	Dallas
<b>1971: Won 2, Lost 4</b>			<b>Coach: Weeb Ewbank</b>
A 7	Detroit Lions	L 24-28	Tampa, Fla.
A 14	Oakland Raiders	L 20-14	Oakland
A 22	at Giants	W 27-14	New Haven, Conn.
A 30	Kansas City Chiefs	L 16-21	Kansas City
S 4	Pittsburgh Steelers	L 21-35	Cleveland, Ohio
S 10	New England Patriots	W 38-9	Memphis, Tenn.
<b>1972: Won 2, Lost 2, Tied 2</b>			<b>Coach: Weeb Ewbank</b>
A 5	San Francisco 49ers	W 17-10	Jacksonville, Fla.
A 12	Pittsburgh Steelers	L 3-22	Seattle, Wash.
A 20	at Giants	T 31-31	New Haven, Conn.
A 26	Dallas Cowboys	L 27-34	Dallas
S 2	Atlanta Falcons	W 9-3	Atlanta
S 9	San Diego Chargers	T 20-20	San Diego

**1973: Won 4, Lost 2**

A	3	Houston Oilers	W	16-13
A	11	San Francisco 49ers	W	34-14
A	19	at Giants	L	30-45
A	25	St. Louis Cardinals	L	10-13
S	1	New Orleans Saints	W	28-17
S	8	Philadelphia Eagles	W	16-13

**Coach: Weeb Ewbank**

Houston  
Tampa, Fla.  
New Haven, Conn.  
St. Louis  
New Orleans  
Tampa, Fla.

**1974: Won 2, Lost 4**

A	3	Denver Broncos	W	41-19
A	10	San Diego Chargers	L	14-20
A	17	at Giants	L	13-21
A	23	St. Louis Cardinals	W	20-7
A	31	New Orleans Saints	L	7-24
S	7	Oakland Raiders	L	6-31

**Coach: Charley Winner**

Denver  
(OT) San Diego  
New Haven, Conn.  
St. Louis  
New Orleans  
Berkeley, Calif.

**1975: Won 4, Lost 1**

A	9	Minnesota Vikings	W	20-15
A	16	St. Louis Cardinals	W	14-13
A	24	at Giants	L	20-21
A	30	Atlanta Falcons	W	16-13
S	7	Washington Redskins	W	35-31
S	14	New England Patriots	Canceled	

**Coach: Charley Winner**

Phoenix, Ariz.  
St. Louis  
New Haven, Conn.  
Atlanta  
Washington, D.C.

**1976: Won 1, Lost 5**

J	31	St. Louis Cardinals	L	12-13
A	11	Giants	L	14-16
A	13	Oakland Raiders	L	17-41
A	21	Houston Oilers	W	27-24
A	28	Washington Redskins	L	7-38
S	4	Pittsburgh Steelers	L	6-41

**Coach: Lou Holtz**

St. Louis  
Yankee Stadium  
Yankee Stadium  
Houston  
Yankee Stadium  
Pittsburgh

**1977: Won 3, Lost 4**

J	30	Chicago Bears	L	6-20
A	5	Philadelphia Eagles	L	3-21
A	13	Atlanta Falcons	W	17-2
A	20	Pittsburgh Steelers	L	13-26
A	27	New Orleans Saints	W	20-14
S	4	at Giants	W	10-0
S	9	Washington Redskins	L	7-14

**Coach: Walt Michaels**

Canton, Ohio  
Meadowlands  
Atlanta  
Meadowlands  
New Orleans  
Meadowlands  
Washington

**1978: Won 2, Lost 2**

A	7	Atlanta Falcons	L	17-20
A	12	at Giants	W	27-23
A	19	San Diego Chargers	W	23-10
A	25	Philadelphia Eagles	L	0-14

**Coach: Walt Michaels**

Meadowlands  
Meadowlands  
San Diego  
Philadelphia

**1979: Won 2, Lost 2**

A	4	Chicago Bears	L	14-27
A	12	Houston Oilers	W	26-14
A	17	Pittsburgh Steelers	L	14-27
A	25	at Giants	W	14-6

**Coach: Walt Michaels**

Chicago  
Houston  
Meadowlands  
Meadowlands

**1980: Won 2, Lost 2**

A	10	Chicago Bears	L	9-21
A	15	Philadelphia Eagles	L	13-28
A	23	Pittsburgh Steelers	W	20-13
A	30	at Giants	W	32-7

**Coach: Walt Michaels**

Meadowlands  
Philadelphia  
Pittsburgh  
Meadowlands

**1981: Won 3, Lost 1**

A	7	Denver Broncos	W	33-7
A	15	Atlanta Falcons	L	20-21
A	22	at Giants	W	37-24
A	29	Philadelphia Eagles	W	14-3

**Coach: Walt Michaels**

Denver  
Atlanta  
Meadowlands  
Meadowlands

**1982: Won 1, Lost 3**

A	14	Green Bay Packers	L	19-21
A	22	Houston Oilers	W	33-16
A	28	at Giants	L	10-22
S	4	Denver Broncos	L	13-20

**Coach: Walt Michaels**

Green Bay  
Houston  
Meadowlands  
Meadowlands

**1983: Won 2, Lost 2**

A	7	at Giants	L	16-23
A	13	Los Angeles Raiders	W	20-17
A	18	Cincinnati Bengals	W	20-17(OT)
A	27	New Orleans Saints	L	10-17

**Coach: Joe Walton**

Meadowlands  
Meadowlands  
Cincinnati  
New Orleans

**1984: Won 1, Lost 3**

A	4	Cincinnati Bengals	L	15-21
A	11	Houston Oilers	L	17-36
A	18	at Giants	L	14-20
A	24	Los Angeles Raiders	W	20-14

**Coach: Joe Walton**

Meadowlands  
Houston  
Meadowlands  
Los Angeles

**1985: Won 1, Lost 3**

A	10	Philadelphia Eagles	L	17-37
A	17	Cincinnati	L	20-24
A	24	at Giants	L	31-34(OT)
A	31	Green Bay	W	30-20

**Coach: Joe Walton**

Meadowlands  
Cincinnati  
Meadowlands  
Green Bay

**1986: Won 2, Lost 2**

A	9	Green Bay	L	14-38
A	16	Cincinnati	W	28-17
A	23	at Giants	L	16-20
A	28	Philadelphia	W	37-30

**Coach: Joe Walton**

Madison, Wis.  
Meadowlands  
Meadowlands  
Philadelphia

<b>1987: Won 2, Lost 2</b>					<b>Coach: Joe Walton</b>
A	15 Philadelphia	W	13-10	.....	Meadowlands
A	22 Tampa Bay	L	27-29	.....	Tampa
A	29 at Giants	W	30-21	.....	Meadowlands
S	4 San Diego	L	30-6	.....	San Diego
<b>1988: Won 1, Lost 3</b>					<b>Coach: Joe Walton</b>
A	6 Philadelphia	L	12-23	.....	Philadelphia
A	13 at Giants	L	21-23	.....	Meadowlands
A	18 Cleveland	W	11-7	.....	Montreal, Canada
A	27 Green Bay	L	27-28	.....	Madison, Wis.
<b>1989: Won 2, Lost 2</b>					<b>Coach: Joe Walton</b>
A	12 Green Bay	L	27-28	.....	Milwaukee, Wis.
A	20 Philadelphia	W	19-10	.....	Raleigh, N.C.
A	26 at Giants	L	17-21	.....	Meadowlands
S	1 Kansas City	W	15-13(OT)	.....	Kansas City
<b>1990: Won 2, Lost 2</b>					<b>Coach: Bruce Coslet</b>
A	11 Philadelphia	W	17-6	.....	Philadelphia
A	18 Kansas City	W	20-0	.....	Kansas City
A	25 at Giants	L	7-17	.....	Meadowlands
A	30 Tampa Bay	L	14-23	.....	Tampa Bay
<b>1991: Won 1, Lost 3</b>					<b>Coach: Bruce Coslet</b>
A	3 Philadelphia	L	10-24	.....	Meadowlands
A	10 Kansas City	L	10-19	.....	St. Louis, Mo.
A	17 at Giants	L	10-24	.....	Meadowlands
A	24 Washington	W	13-9	.....	Columbia, S.C.
<b>1992: Won 5, Lost 0</b>					<b>Coach: Bruce Coslet</b>
A	1 Philadelphia	W	41-14	.....	Canton, OH
A	8 Washington	W	14-13	.....	Meadowlands
A	16 Green Bay	W	24-7	.....	Madison, WI
A	22 Giants	W	20-14	.....	Meadowlands
A	27 Philadelphia	W	22-13	.....	Philadelphia
<b>1993: Won 0, Lost 4</b>					<b>Coach: Bruce Coslet</b>
A	7 Pittsburgh	L	13-17	.....	Pittsburgh
A	13 Philadelphia	L	13-24	.....	Meadowlands
A	21 at Giants	L	13-14	.....	Meadowlands
A	27 Washington	L	3-17	.....	Washington
<b>1994: Won 3, Lost 1</b>					<b>Coach: Pete Carroll</b>
A	5 Detroit	L	13-26	.....	Pontiac, MI
A	13 Philadelphia	W	34-24	.....	Philadelphia
A	20 Giants	W	13-10	.....	Meadowlands
A	26 Tampa Bay	W	10-9	.....	Tampa, FL
<b>1995: Won 2, Lost 2</b>					<b>Coach: Rich Kotite</b>
A	5 Tampa Bay	W	9-3	.....	Tampa, FL
A	12 Philadelphia	L	10-13	.....	Jackson, MS
A	19 at Giants	L	31-32	.....	Meadowlands
A	25 Cincinnati	W	30-24	.....	Cincinnati, OH
<b>1996: Won 1, Lost 3</b>					<b>Coach: Rich Kotite</b>
A	3 Houston Oilers	L	13-31	.....	Jackson, MS
A	8 Philadelphia Eagles	L	16-30	.....	Philadelphia
A	17 Giants	W	13-6	.....	Meadowlands
A	23 Oakland Raiders	L	27-44	.....	Oakland, CA

# HISTORICAL HIGHLIGHTS

## 1959

**ORGANIZED**—First organizational meeting held in Chicago under the leadership of Lamar Hunt of Dallas. Charter franchise granted to NY and Harry Wismer; Dallas, LA, Minneapolis, Denver and Houston (Aug. 14).

**FIRST DRAFT**—Player selection through 33 rounds. Draft by position. New York took George Izo, QB Notre Dame (Nov. 22).

**DIVISIONS**—Eastern Division set up with Boston, Buffalo, Houston, New York; Western—Dallas, Denver, Los Angeles, Oakland.

**BAUGH TO COACH**—Wismer hires Sammy Baugh as the first coach of the N.Y. Titans at \$28,000 a year (Dec. 18).

## 1960

**MAYNARD SIGNS**—Don Maynard flanker from Texas Western becomes the first Titan to sign a contract. He came as a free agent from Canada.

**HOME FIELD**—Wismer gains access to the Polo Grounds for home Titans games. Titans colors were blue and gold.

**TV PACT**—Wismer completes five-year pact with ABC to televise AFL games. First year fee was \$1,785,000 (June 9).

**FIRST LEAGUE GAME**—Titans open play at Polo Grounds, beating Buffalo in the rain 27-3. Attendance was 10,200 (5,727 paid) (Sept. 11).

**FIRST SEASON**—Titans break even at 7-7 (second place) drawing 221,285 for 14 games.

## 1961

**1961 SEASON**—Titans finished at 7-7 again, good for third place.

**DRAFT FOR 1962**—Sandy Stephens QB Minnesota drafted first by Titans (Dec. 2).

## 1962

**NEW COACH**—Clyde (Bulldog) Turner named by Harry Wismer to succeed Sammy Baugh.

**COACHING CONFLICT**—Harry Wismer agrees to pay off Baugh's contract and keep Turner as the coach.

**NEW QB**—Wismer signs Lee Grosscup just before opening game. He directed a 27-17 victory over Oakland (Sept. 9).

**FINANCIAL TROUBLE**—Wismer unable to meet his payroll and the AFL assumed the costs of running the club until the end of the season (Nov. 8).

**ATTENDANCE**—Team drew only 36,161 for seven home games finished last at 5-9.

## 1963

**NEW OWNERSHIP**—A five-man syndicate composed of David A. (Sonny) Werblin, Townsend B. Martin, Leon Hess, Donald C. Lillis and Philip H. Iselin purchased the New York franchise for \$1-million (March 28).

**EWBANK CHOSEN & TITANS TO JETS**—Weeb Ewbank, who had been released by Baltimore, was named head coach of the team. On the same day the new owners changed the name from Titans to Jets (April 15).

**ASSISTANT COACHES**—Ewbank designated Clive Rush, Walt Michaels, J.D. Donaldson and Chuck Knox as his assistant coaches. George Sauer, Sr. retained as head talent scout.

**TRAINING CAMP**—Jets move to Peekskill, NY for their first training camp.

**OPENING GAME**—Boston upended Jets 38-14 in the opener at Boston College (Sept. 8).

**FIRST VICTORY**—Jets won their first game under new ownership as they defeated Houston 24-17 at the Polo Grounds in the home opener. Marshall Starks set AFL record with 97-yard TD return of a missed field goal (Sept. 22).

**CANCELED GAMES**—AFL calls off game on day of national mourning for President John F. Kennedy (Nov. 24).

**SNELL DRAFTED**—The Jets made Matt Snell, RB, Ohio State their number one draft choice. Snell also drafted by the Giants. Snell became the first number one to sign with the N.Y. team. Also signing were Dave Herman and Mike Taliaferro both drafted by Jets and Giants and high draft choices Gerry Philbin and Ralph Baker.

**SHUTOUT**—Jets record first shutout in their history a 17-0 blanking of Kanas City at the Polo Grounds (Dec. 1).

**THE SEASON**—The Jets finished last (5-8-1 ) but were successful at the box office drawing 103,550 for seven games.

## 1964

**TRADE**—Jets and Denver complete historic nine-player deal. Jets sent Dick Guesman, Ed Cooke, Charlie Janerette, Jim Price and Sid Fournet to Denver for Gene Prebola, Wahoo McDaniel, Gordy Holtz and Bob Zeman (January).

**TV PACT**—AFL and NBC announced a 5-year TV contract calling for \$36,000,000 starting with the 1965 season (Jan. 29).

**NEW HOME**—Jets moved into Shea Stadium beating Denver 30-6 before a record crowd of 45,665. Jets' Gene Heeter scored the first Shea TD (Sept. 12).

**SNELL RECORD**—Matt Snell rushes for 180 yards, a club record as Jets topple Houston 24-21 at Shea (Oct. 17).

**FIRST SELLOUT**—60,300 sat in at Shea to see Buffalo stop the Jets 20-7 (Nov. 8).

**TRADE RIGHTS**—Jets trade rights to Jerry Rhome to Houston in return for a number one draft choice.

**NAMATH DRAFTED**—Using their pick gained from Houston, the Jets drafted Alabama QB Joe Namath.

**SNELL HONORED**—Matt Snell was named the AFL's Rookie of the Year. Snell gained 948 yards and caught 56 passes (Dec. 17).

## 1965

**NAMATH SIGNS**—The day after the Orange Bowl, Joe Namath signed a Jets' contract for a reported \$427,000 (Jan. 2).

**HUARTE SIGNS**—Heisman Trophy winner John Huarte of Notre Dame signed a Jets' contract estimated to be worth \$200,000, giving the Jets over one-half million dollars worth of QB talent within a week (Jan. 9).

**NAMATH OPERATION**—Twenty-three days after signing, Joe Namath entered Lenox Hill Hospital to undergo an operation for cartilage and ligament damage in his right knee (Jan. 25).

**ROOKIE GAME**—Joe Namath plays in his first professional game as the Jets' rookies beat the Patriots' rookies at Lowell, Mass. (July 28).

**FIRST APPEARANCE**—After sitting on the bench for the opener, Namath entered the second quarter vs. Kansas City making his 1st pro appearance (2nd game of season) (Sept. 18).

**FIRST START**—Joe Namath starts his first game (third of the year for Jets) and throws 19-40-287 yards and 2 TD, but Jets lose 33-21 to Bills (Sept. 26).

**NAMATH HONORED**—Joe Namath was named the AFL's Rookie of the Year. Namath completed 164-340-2,220 yards with 18 TD and 15 INT.

## 1966

**ALL-STAR GAME**—With Joe Namath at the helm, the AFL All-Stars beat Buffalo 30-19. Namath named MVP (Jan. 15).

**EXPANSION DRAFT**—Jets lose Wahoo McDaniel, Willie West, Mike Hudock and LaVerne Torczon to Miami Dolphins in the expansion draft (Jan. 16).

**AFL-NFL MERGER**—Representatives of the AFL and NFL agreed to merge and play a world championship game following the 1966 season. Pete Rozelle named commissioner (June 8).

**SPOILERS**—Jets close season at Shea, whipping the Patriots 38-28 to knock Boston out of the Eastern Division title (Dec. 17).

## 1967

**BUFFALO JINX**—Ignoring a 17-0 deficit, Buffalo stormed back in the second half to defeat the Jets 20-17 in the season opener. Matt Snell and Cornell Gordon sidelined with knee injuries (Sept. 10).

**BOOZER HURT**—Emerson Boozer was lost to the team with torn ligaments in his knee at Kansas City. Boozer was on his way to a pro TD record with 10 rushing and 3 receiving at the time (Nov. 5).

**WINNING CAMPAIGN**—Jets beat Boston 29-24 to clinch their first winning season in history (Nov. 19).

**ELUSIVE TITLE**—Jets lost to Oakland 38-29 on the West Coast and saw their chances for a title evaporate. Houston beat Miami the next Saturday to clinch the crown (Dec. 24).

**RECORD PERFORMANCE**—Joe Namath passes for 343 yards to finish season with 4,007 yards, the only pro to go over the 4,000-yard mark in a 14-game season (Dec. 24).

**ATTENDANCE**—Jets set AFL attendance record with 437,036 for seven games. All home games were sold out.

## 1968

**EXPANSION DRAFT**—Solomon Brannan, Jim Waskiewicz, Pete Perreault and John Matlock go to Cincinnati.

**WERBLIN LEAVES**—Jet partners Don Lillis, Leon Hess, Townsend Martin and Phil Iselin bought out Sonny Werblin and Lillis assumed the presidency (May 21).

**TRAINING CAMP**—Jets relocated their camp to Hofstra University in Hempstead, L.I.

**ANOTHER LEADERSHIP CHANGE**—On July 23 Don Lillis passed away, leaving the Jets without a president. Shortly afterwards, Philip Iselin was appointed president and Mrs. Helen Springborn, Lillis' daughter, joined the board of directors (Aug. 6).

**SEASON OPENER**—Jets control the ball for the final 5:56 of the game as they defeat Kansas City 20-19 in the opener (Sept. 15).

**HOME OPENER**—Jets come home after three road games and defeat San Diego 23-20 on Boozar's last minute touchdown. An AFL record crowd of 63,786 sat in (Oct. 5).

**STORYBOOK TALE**—"Heidi" became a part of the nation's sporting vocabulary when the last 1:05 of key Jet-Oakland game was cut off the air to permit children's special to begin on time. Raiders scored twice in last 42 seconds to win, 43-32. Jets took 32-29 lead at 1:05 (Nov. 17).

**ALL-PROS**—Joe Namath, George Sauer and Gerry Philbin named to the AFL-NFL all-pro team. Thirteen Jets named to the AFL All-Star squad.

**CHAMPIONSHIP GAME**—Jets defeat Oakland 27-23 for their first AFL title before 62,627 at Shea. Joe Namath passes for three TD (two to Don Maynard, one to Pete Lammons) (Dec. 29).

## 1969

**SUPER BOWL III**—Jets become the first AFL team to win the Super Bowl pounding out a 16-7 victory over the Baltimore Colts at Miami's Orange Bowl. Weeb Ewbank becomes first coach to win world title in both leagues. Namath chosen Super Bowl MVP (Jan. 12).

**NAMATH HONORS**—Joe Namath reaped a harvest of awards. AFL MVP, Hickok Belt winner, George Halas Award as the Most Courageous Pro Player, Pro Player of the Year.

**COACHING SHUFFLE**—Clive Rush, chief offensive assistant to Ewbank, leaves the Jets to become head coach of the Boston Patriots (Jan. 30).

**FRONT OFFICE RE-ALIGNMENT**—George Sauer, head talent scout, leaves to become Boston's general manager (Feb. 11).

**RE-ALIGNMENT**—Baltimore, Cleveland and Pittsburgh join the AFL clubs to complete the merger of the two leagues. Jets placed in East with Baltimore, Boston, Buffalo, Miami (May 17).

**NAMATH RETIRES**—Joe Namath announces his retirement from pro football in dispute over his ownership of Manhattan bar, Bachelors III (June 6).

**RETIREMENT ENDED**—Joe Namath announces sale of Bachelors III and comes out of retirement (July 18).

**ALL-STAR GAME**—Jets defeat College All-Stars 26-24 becoming the first AFL team to play in the Chicago classic (Aug. 1).

**CROSTOWN RIVALS**—Jets beat Giants 37-14 in first meeting between the two New York teams. Namath throws three TD passes and Mike Battle returns a punt 86 yards for a score (Aug. 17).

**JINX BROKEN**—Jets defeat Buffalo 33-19 to record their first victory at Buffalo since becoming Jets. Weeb Ewbank gets his 100th victory as a head coach (Sept 14).

**SECOND DIVISION CROWN**—Jets defeat Houston 34-26 in Houston to win their second Eastern Division title (Dec. 6).

**PLAYOFF GAME**—Kansas City takes its first step toward the Super Bowl by beating New York 13-6 in the interdivisional AFL playoffs (Dec. 20).

**ALL-PRO**—Joe Namath voted the all-pro (NFL-AFL) quarterback by league coaches for the second year in a row. Joining him on all-pro squads were Winston Hill and Matt Snell (Dec. 22).

**ALL-TIME AFL TEAM**—Weeb Ewbank named the all-time coach of the AFL and Joe Namath, Don Maynard and Gerry Philbin chosen to the all-time AFL team selected by the Hall of Fame.

## 1970

**PLAYERS STRIKE**—NFLPA strikes pro football camps leaving the Jets with only rookies as full training camp was supposed to open (July 19).

**STRIKE SETTLED**—Veterans report to camp after missing three weeks due to the strike (Aug. 3).

**FIRST MONDAY NIGHT TV GAME**—Jets open up the 1970 season against new AFC rival Cleveland losing 31-21 in Monday night TV inaugural (Sept. 21).

**NAMATH EXITS**—In the first meeting between the Colts and Jets since 1969 Super Bowl, Joe Namath fractured his right wrist and was sidelined for the year. It becomes the first time Namath ever misses a regular season game because of an injury (Oct. 18).

**NEW YORK RIVALS**—The Jets and Giants met in the first regular season game between the two intra-city squads. The Giants came back for a 22-10 win before a Shea Stadium record crowd of 63,903 (Nov. 1).

**UPSETS**—Behind Al Woodall's quarterbacking and the top AFC defense the Jets upset the powerful Rams and Vikings within a three-week span topping two of the NFC's leading contenders (Nov. 15, Nov. 29).

## 1971

**SAUER RETIRES**—The Jets all-pro wide receiver George Sauer, a five-year veteran, announced his retirement (April 16).

**BIGGS DEPARTS**—Weeb Ewbank had a player exercise his option for the first time ever as Verlon Biggs, DE, signed with Washington. The Redskins sent two draft choices as compensation (June 10).

**NAMATH HURT**—For the second time in as many seasons, Joe Namath was forced out of the lineup. This time he was hurt in first preseason game trying to make a tackle on a fumble runback and underwent surgery on his left knee immediately (Aug. 7).

**NAMATH RETURNS**—Joe Namath on the sidelines for 19 straight regular season games, made his return in the second quarter against San Francisco and tossed for 358 yards and three TD passes as the Jets barely fell to the 49ers, 24-21 (Nov. 28).

## 1972

**NAMATH SPARKLES**—Joe Namath had his finest day, throwing for 496 yards and six touchdowns as the Jets defeated Baltimore 44-34. Namath and John Unitas set an NFL combined record for passing yardage—872 (Sept. 24).

**RUSHING MARK**—Jets set club rushing record of 333 yards as a team and defeated Patriots, 41-13. John Riggins (168 yards) and Emerson Boozer (150) became first tandem in history to hit the 150-yard mark in a game (Oct. 15).

**MAYNARD MARK**—Don Maynard became pro football's all-time receiving leader with his 632nd career catch. The historic grab came in the fourth quarter at Oakland. Namath passed for 403 yards, but Jets were eliminated from race (Dec. 11).

## 1973

**WINNER HIRED**—Charley Winner, former head coach of St. Louis, is named to succeed Weeb Ewbank as head coach of the Jets starting with the 1974 season. Winner serves as an assistant coach under Ewbank for 1973 (Feb. 1).

**JETS EVICTED FROM HOME**—Due to World Series games, the Jets were forced to play their first six games on the road including moving the Pittsburgh game to Three Rivers Stadium. This left the Jets with only six games for the home fans (Oct. 21).

**EWBANK-O.J.**—Weeb Ewbank's last game after 11 years as Jets head coach, but Buffalo's O.J. Simpson provided the fireworks as the Jets finished out at 4-10. Simpson broke the NFL season rushing mark with a 200-yard afternoon and wound up with 2003 for the year (Dec. 16).

## 1974

**PLAYER STRIKE**—Jets open training camp with 31 rookies and one veteran as the NFLPA strike begins (July 9).

**PRESEASON OPENS**—Playing with a team composed mainly of rookies the Jets defeated Denver 41-19 in the opening preseason game. John Jones was at QB (Aug. 3).

**TRAINING COMPLEX**—Jets took occupancy of their new training center in Hempstead N.Y. The center contains coaches offices, players' quarters and full practice facilities (Sept. 3).

**NEW HAVEN VICTORY**—After going 1-7 over the first part of the year the Jets snapped their slump with a tingling 26-20 overtime victory over the Giants at Yale Bowl. Joe Namath threw six yards to Emerson Boozer for the winning points and had a bootleg TD to tie the score (Nov. 10).

**EWBANK RETIRES AS VP**—Weeb Ewbank announces that he will retire as vice president of the Jets at the end of the season (Nov. 12).

**VICTORY BINGE**—Jets close out the season with six consecutive victories to provide a 7-7 season. Included in the streak were upsets over playoff-bound Miami and Buffalo.

## 1975

**DRAFT**—Jets traded their number one pick for DE Billy Newsome of New Orleans (Jan. 28).

**GENERAL MANAGER NAMED**—Al Ward, vice president of the Dallas Cowboys, was named Jets general manager to succeed Weeb Ewbank who had retired (Feb. 13).

**NAMATH SIGNS**—Joe Namath turned down a reported multi-million dollar WFL contract to sign a two-year contract with Jets (July 30).

**GAME STRUCK**—The final preseason game between the Jets and New England was canceled when the Patriots players went on strike (Sept. 14).

**JETS STRIKE**—The New York Jets players voted to support the New England players strike and walked out of camp the week of the opener against Buffalo (Sept. 16).

**PLAYERS RETURN**—Jets players returned as strike was settled (Sept. 18).  
**EMPEROR HIROHITO**—His Majesty Emperor Hirohito of Japan, attends home opener and watches Jets defeat Patriots 36-7 (Oct. 5).  
**WINNER FIRED**—Charley Winner was dismissed as head coach after the Jets lost six games in a row and were in the AFC East cellar with a 2-7 record. Ken Shipp, the offensive coordinator, was named interim head coach (Nov. 19).  
**RIGGINS 1000 YARDS**—John Riggins became the first Jet in history to gain 1000 yards as he reached 1005 vs. Dallas in season finale (Dec. 21).

## 1976

**HOLTZ NAMED COACH**—Lou Holtz, who had a successful four years at North Carolina State, was named head coach. He signed a five-year contract (Feb. 10).  
**DRAFT**—Jets tab another Alabama quarterback as their number one pick selecting Richard Todd (April 8).  
**ISELIN CARDIAC ARREST**—Jets president Phil Iselin suffered a cardiac arrest while attending Jets game at Denver (Sept. 19).  
**HOLTZ RESIGNS**—Lou Holtz, deciding that he wasn't right for the pros, resigns with one game to go and returns to college coaching job. Mike Holovak was named interim coach for final game (Dec. 9).  
**NAMATH LAST GAME**—Joe Namath started what was to be his final game as a Jet against Cincinnati (Dec. 12).  
**ISELIN DIES**—Phil Iselin, who led the Jets for eight years, suffered a fatal heart attack while at his office (Dec. 28).

## 1977

**MICHAELS HEAD COACH**—Veteran defensive coach Walt Michaels was named head coach signing a three-year contract. Leon Hess was named acting president (Jan. 5).  
**PLAYER AGREEMENT**—The NFL and the NFL Players Association agreed on a contract for the first time in three years. The contract extended five years and contained a modified draft (March 1).  
**NAMATH WAIVED**—Joe Namath, symbol of the Jets for 12 years, was granted his freedom as he was placed on waivers when a special trade attempt with Los Angeles was unsuccessful (April 1, became final April 12). Namath signed as free agent with Rams on May 12.  
**JETS WIN EARLY ACCESS TO SHEA**—After a two-month court struggle the Jets were guaranteed two September games in Shea Stadium one on either the first or second date of the NFL season plus two games in October. The agreement was for each of the remaining six years of the Jets lease with the city beginning in 1978. State Supreme Court Justice Harold Baer also allowed the Jets to play two preseason games plus their 1977 home opener at Giants Stadium in the Meadowlands (May 26).  
**KENSIL NAMED PRESIDENT**—Jim Kensil, executive director of the NFL since 1968, was named president and chief operating officer of the Jets. Leon Hess, who had served as acting president became chairman of the board and chief executive officer for corporate matters (June 6).  
**WARD RESIGNS**—Al Ward, Jets general manager since 1975, resigned (Dec. 30). He became assistant to the president of the AFC (April, 1978).

## 1978

**EWBANK NAMED TO HALL OF FAME**—Weeb Ewbank, who guided the Jets from 1963-73 and was the only coach to win world championships in both the NFL and AFL, was selected to the Pro Football Hall of Fame (Jan. 23).  
**NAMATH RETIRES**—Joe Namath announced his retirement.  
**JETS CHANGE LOGO AND UNIFORM**—For the first time since 1963, the Jets changed their uniform design. The team also adopted a new logo and changed the helmet to green (Feb. 27).  
**JETS WIN FIRST DEBUT SINCE 1972**—Opening the season at home for the first time since 1964, the Jets upset Miami 33-20 behind Richard Todd's three TD passes. It was the first Jet's opening-day win in seven years (Sept. 3).  
**WALKER SELECTED TO PRO BOWL**—Wide receiver Wesley Walker became the first Jet since 1975 to be chosen for the AFC-NFC Pro Bowl (Dec. 14).  
**JETS FINISH WITH MOST WINS SINCE 1969**—The Jets closed with an 8-8 record, the most wins in 10 years and the best record since 1974 (Dec. 17).  
**MICHAELS PICKED COACH OF THE YEAR**—Walt Michaels, who kept the youngest team in the NFL in playoff contention for 15 games, was named AFC Coach of the Year by UPI and the Pro Football Writers of America.

## 1979

**FIRST MONDAY NIGHT TV GAME FROM NEW YORK AREA**—The Jets defeated the Vikings 14-7 at Shea Stadium in the first Monday night television game to originate from the New York City area (Oct. 15).  
**JETS CLOSE WITH THREE STRAIGHT WINS**—The Jets defeated AFC East

rivals Baltimore, New England and Miami in the final three games of the year to finish 8-8.

## 1980

**MATT ROBINSON TRADED TO DENVER**—Backup quarterback Matt Robinson was traded to Denver for the Bronco's first and second round picks in the 1980 draft plus quarterback Craig Penrose (Feb. 1).

**DRAFT**—Jets moved up to second spot in first round and picked Johnny "Lam" Jones wide receiver from Texas. New York swapped its two first round choices (13th and 20th) to the 49ers for their first round position (April 29).

**TODD SETS NFL RECORD**—Richard Todd's 42 pass completions set an NFL record (60 attempts for 447 yards and 3 TDs) as the Jets dropped a 37-27 decision to San Francisco at Shea (Sept. 21).

## 1981

**OWNERSHIP SHARES CHANGE**—Townsend B. Martin sold his 25% interest in the team to Leon Hess. Hess assumed 75% ownership in the club while Helen Dillon remained at 25% (Mar. 2).

**BRAGGING RIGHTS**—Jets defeat the Giants at the Meadowlands to raise their record to 4-4-1 after an 0-3 start. The defense records 9 QB sacks and the only Giant score comes on a fumbled punt snap (Nov. 1).

**FIRST PLACE**—The Jets capture a share of first place with a stunning 16-15 win over Miami at Shea. Playing with a broken rib and sprained ankle, Richard Todd drove the Jets 77-yards in the final 2:44 hitting Jerome Barkum from 11-yards out with :16 remaining for the win (Nov. 22).

**JETS LAND FOUR IN PRO BOWL**—Representing the Jets at the Pro Bowl were Marvin Powell (for the third straight year) Joe Klecko and Mark Gastineau as starters along with Joe Fields. Richard Todd is voted MVP by his teammates (Nov. 1)

**JETS CLINCH PLAYOFF SPOT**—With a 28-3 victory over Green Bay the Jets finished with a 10-5-1 record and clinched their first playoff berth since 1969. The club added 9 more sacks to finish the season with 66 one shy of the NFL record. Joe Klecko and Mark Gastineau, the leaders of the NY Sack Exchange finish 1-2 in the NFL with 20 1/2 and 20, respectively (Dec. 20)

**WILD CARD PLAYOFF GAME**—After fighting back from a 24-0 deficit, Jets' dreams died when Buffalo's Bill Simpson intercepted a pass on the 2-yard line with less than 10 seconds left. The Bills defeat the Jets, 31-27 (Dec. 27).

## 1982

**KLECKO HURT**—Joe Klecko was lost for 14 weeks after suffering a ruptured patellar tendon in his knee in the fourth quarter of a 31-7 win at New England (Sept. 19).

**PLAYERS STRIKE**—NFLPA strikes pro football following the second regular season game (Sept. 21).

**STRIKE SETTLED**—The NFL and NFLPA agree on a five year contract that ends the longest strike (57 days) in the history of professional sports. An abbreviated 9 game schedule and 16-team playoff format are agreed upon for the 1982 season (Nov. 16).

## 1983

**McNEIL LEADS NFL**—Freeman McNeil becomes the first Jet to lead the NFL in rushing as he finishes with 786 yards on 151 carries (5.2 avg.). The Jets finish the shortened 1982 season with a 6-3 record.

**PLAYOFF UPSET**—Freeman McNeil has the second best game in playoff history (202 yards rushing) and Darrol Ray sets a postseason record with a 98-yard interception for a TD as the Jets upset the Bengals 44-17 in Cincinnati to mark their first playoff win in 14 years (Jan. 9).

**JETS ADVANCE**—Aided by two Lance Mehl interceptions in the final three minutes the Jets advance to the AFC championship game after defeating the Raiders 17-14 in L.A. (Jan. 15).

**CHAMPIONSHIP GAME**—On an extremely muddy field at Miami's Orange Bowl the Jets and Dolphins waged a defensive battle which ended with Miami on top, 14-0. A.J. Duhe was the hero of the game that saw 12 turnovers with three interceptions including a 35-yard return for the insurance TD (Jan. 23).

**COACHING CHANGE**—After six seasons as head coach Walt Michaels announces his retirement. The next day offensive coordinator Joe Walton is named head coach and defensive coordinator Joe Gardi is promoted to ass't. head coach (Feb. 9,10).

**JETS MOVE**—Citing Shea Stadium as "rundown, neglected and the NFL's poorest facility for athletes and spectators alike" the Jets announced their plans to move to the Meadowlands for the 1984 season. The Jets pledged to return to New York City if a first-class professional stadium is ready for occupancy starting in 1989 under a lease equitable to the city and the Jets (Oct. 6).

**LAST GAME AT SHEA**—The Jets drop a 34-7 decision to Pittsburgh in their final home game at Shea Stadium (Dec. 10).

**PRO BOWLERS MVP**—Marvin Powell is voted to the Pro Bowl for the fifth straight year while NFL sack leader Mark Gastineau and Joe Klecko are also chosen. Lance Mehl becomes the first defense player since 1971 to be picked MVP by his teammates (Dec. 14).

## 1984

**OWNERSHIP SHIFT**—Leon Hess assumed full ownership of the team as Helen Dillon, a partner since 1968, sold her 25% interest in the club (Feb. 9).

**RICHARD TODD TRADED**—The Jets concluded a full week of trading by sending QB Richard Todd to New Orleans for a 1st round pick (15th overall) (Feb. 18). Earlier in the week the Jets acquired a 2nd round draft choice by trading Abdul Salaam and Kenny Neil to San Diego (Feb. 13).

**MEADOWLANDS**—Jets moved into Giants Stadium in the Meadowlands dropping a 23-17 decision to Pittsburgh in a nationally televised Thursday night game despite a 97-yard KOR for a TD by Bobby Humphery (Sept. 6).

**JETS-GIANTS**—The Giants evened the regular season series between the two teams at two each with a 20-10 win. The loss overshadowed a fine performance by QB Ken O'Brien who finished with 28-40-351-TD. Freeman McNeil, the AFC's leading rusher at the time, played the game with a broken rib which ended his season. McNeil finished with 1070 yards rushing, the most ever by a Jet (Dec. 2).

**PRO BOWLERS MVP**—Freeman McNeil is named MVP by his teammates for the 2nd time in addition to being voted to the Pro Bowl. Mark Gastineau leads the NFL in sacks for the 2nd straight year and is also named to the Pro Bowl (Dec. 13), where he earned MVP honors, and set the official NFL record for sacks with 22. Joe Klecko, named as an alternate, also plays in the game following an injury to Bob Baumhower.

## 1985

**NAMATH NAMED TO HALL OF FAME**—Joe Namath, who was MVP as the Jets became the first AFL team to win the Super Bowl in 1968, became the team's first player elected to the Pro Football Hall of Fame (Jan. 29). Namath, the Jets all-time leading passer, also became the first Jet to have his number retired to go with this honor.

**NAMATH HONORED**—In an emotional halftime ceremony televised nationally on Monday night, Namath comes down from the announcers booth to have his number retired. The Jets also beat Miami 23-7 that night (Oct. 14).

**OFFENSIVE EXPLOSION**—The Jets scored the most points in club history while trouncing Tampa Bay, 62-28. The team racked up 581 yards offense while Ken O'Brien tossed 5 TD passes, 3 of those to Mickey Shuler.

**LONGEST PASS**—Ken O'Brien throws the longest pass in Jets history a 96-yard TD to Wesley Walker in a 27-7 win at Buffalo (Dec. 8).

**FIVE TO PRO BOWL**—The Jets send five players to the Pro Bowl. Freeman McNeil, Joe Klecko, Mark Gastineau and Lance Mehl are voted in and Ken O'Brien, named as an alternate, also goes following an injury to Dan Marino. O'Brien is also named MVP by his teammates (Dec. 18).

**PLAYOFF CLINCHER**—With a 37-10 victory, the Jets finished 11-5 and clinched their 3rd playoff spot in 5 years. Ken O'Brien becomes the first Jet QB to lead the NFL in passer ratings.

**WILD CARD PLAYOFF**—Turnovers are the story as the Jets commit 4 costly ones while dropping a 26-14 decision to the eventual AFC champions, New England. The Patriots score the backbreaking TD in the 3rd quarter on the return of a fumbled kickoff. Ken O'Brien suffers a concussion and Pat Ryan comes on to play the 2nd half (Dec. 28).

## 1986

**OT THRILLER**—In one of the most memorable games in club history, the Jets topped Miami 51-45 in a wild OT contest. Ken O'Brien, who was 29-43-479-4 TD, threw a perfect strike to Wesley Walker from 21 yards out on the final play of regulation to tie the score. In OT, Walker caught a club record 4th TD on a 43-yard bomb at the 2:35 mark. (Sept. 21).

**RECORD SETTER**—The Jets defense set a club record holding New England to 10-17 rushing in a 31-24 victory. Johnny Hector also set a team mark with 40 rushing attempts for 143 yards and 3 TD. (Oct. 12).

**MEHL HURT**—Pro Bowl LB Lance Mehl was lost for the season after suffering a knee injury during a 28-24 win over New Orleans (Oct. 26).

**WINNING STREAK, GASTINEAU HURT**—The Jets won a club record 9th consecutive game with a 31-16 decision over Indianapolis to improve to 10-1 on the season. The win was costly though, as Mark Gastineau suffers a knee injury which forced him to miss the rest of the regular season. (Nov. 16).

**INJURIES MOUNT**—Injuries continued to be the story as the Jets lost Joe Klecko and Reggie McElroy to reconstructive knee surgery following a 45-24 loss to Pittsburgh (Dec. 13).

**PRO BOWLERS, MVP**—Al Toon, who set a Jets record for catches in a season with 85 to finish 2nd in the AFC, is voted MVP by his teammates in addition to being named a Pro Bowl selection. Also named to the Pro Bowl for the first time is Mickey Shuler (Dec. 17).

**WILD CARD PLAYOFF WIN**—After ending the season with 5 straight defeats, Joe Walton named Pat Ryan as the starting QB for this playoff game, and the Jets won their first home playoff contest since 1968 with a 35-15 trouncing of Kansas City. The key play of the game was Ryan's 24-yard run on a QB draw on 4th and 6 to the 9-yard line in the 1st quarter. The Jets took the lead 2 plays later and it set the tone of the game (Dec. 28).

## 1987

**DIVISIONAL PLAYOFF**—In one of the most disappointing losses in team history, the Jets lost a heartbreaking 23-20 decision in 2 OTs at Cleveland. The Jets opened a 20-10 lead with 4:14 left before the Browns mounted their comeback which tied the score. The Jets received a 2nd life in OT when Mark Moseley missed a 23-yard FG, but his 27-yard FG 2:02 into the 2nd OT sent Cleveland to the AFC championship game. The game was the 3rd longest in NFL history (Jan. 3).

**MAYNARD VOTED IN HALL OF FAME**—Don Maynard became the second Jet player elected to the Pro Football Hall of Fame, joining his teammate Joe Namath along with their coach Weeb Ewbank. Maynard, who had the second most reception yardage in NFL history, also became the second Jet to have his number retired to go with the honor (Jan. 27).

**LEAHY REACHES 1,000**—Scoring 7 points in an opening day 31-28 win at Buffalo, Pat Leahy becomes the 13th player in NFL history to register 1,000 points (Sept. 13).

**PLAYERS STRIKE**—NFLPA strikes pro football following the Jets-New England Monday night game after the 2nd week of the season (Sept. 22).

**REPLACEMENT GAMES**—The NFL canceled week #3 and prepares to play the schedule with new players and veterans who wish to return. Fielding teams of replacement players, the Jets lose to Dallas 38-24 (Oct. 4) and at Indianapolis 6-0 (Oct. 11).

**PLAYERS RETURN**—The NFLPA sends the players back to work but miss the deadline for playing week #6 (Oct. 15). In the final week of replacement games, the Jets beat Miami 37-31 in OT at home with Pat Ryan throwing 4 TD passes (Oct. 18).

**MAYNARD HONORED**—Flanked by fellow Jets' Hall of Famers Weeb Ewbank and Joe Namath, Don Maynard is presented his Hall of Fame ring and his number 13 is retired in a halftime ceremony (Nov. 1).

**TOON EXCELS**—Al Toon finished the season as the AFC's leading receiver and is named to a starting spot in the Pro Bowl. He also becomes the only Jet other than Joe Namath to be voted MVP by his teammates in consecutive seasons (Dec. 23).

## 1988

**KLECKO WAIVED**—Joe Klecko, the only defensive player in NFL history to make the Pro Bowl at 3 different positions (DE, DT, NT), was waived/failed physical after the club recommended that he retire. He turned down an opportunity to join the coaching staff in his attempt to continue playing (Feb. 8).

**KENSIL RETIRES, GUTMAN NAMED PRESIDENT**—Jim Kensil took medical retirement after serving 11 seasons as team president. Steve Gutman, the club's corporate treasurer and administrative manager since 1977, was named president to succeed Kensil (June 14).

**LOST LINEBACKERS**—The Jets lose 2 of their veteran LBs in training camp as former Pro Bowler Lance Mehl announces his retirement and Bob Crable injures his knee, undergoes reconstructive surgery, is lost for the year and retires after the season (Aug.)

**GASTINEAU RETIRES**—Citing personal reasons, Mark Gastineau leaves the team in midseason and announces his retirement. The club places him on reserve/retired (Oct. 21).

**O'BRIEN STREAK**—In the 3rd quarter of a 17-10 win at Detroit, Ken O'Brien throws his first INT in 211 passing attempts, the 2nd longest streak in NFL history at that point (Sept. 25).

**BIG WIN IN MIAMI**—Despite Dan Marino passing for the 2nd highest yardage in NFL history (521 yards) the Jets beat the Dolphins in Miami with rookie FS Erik McMillan recording 3 INT and returning 1 for a 55-yard TD (Oct. 23).

**BRAGGING RIGHTS**—The Jets beat the Giants 27-21 in the final game of the season to post a winning record in 1988 at 8-7-1 and in the process knocked the Giants out of the playoffs. Al Toon caught the winning 5-yard TD pass on a Ken O'Brien 3rd down audible with only :37 left (Dec. 18)

**LEAHY ENTERS TOP 10**—By scoring 112 points in 1988, Pat Leahy broke into the top 10 all-time NFL scorers and finished the year ranked 8th overall in league

history with 1190 career points (Dec. 18).

**HONORS**—Al Toon became the 1st Jet to lead the NFL in receptions and to also be voted team MVP in 3 consecutive years. He was named to the Pro Bowl along with Mickey Shuler, who was the AFC's leading receiver among TEs; and Erik McMillan, who led the AFC with 8 INT, and was named NFL Defensive Rookie of the Year (Dec. 19).

## 1989

**McMILLAN SETS INT RECORD**—Erik McMillan returns an INT 92 yards for a TD vs. Indianapolis to break the 27-year club mark previously held by Wayne Fontes who had recorded an 83-yarder as a member of the NY Titans (Oct. 1). McMillan also tied an NFL record for most fumbles returned for TD in a season (2) when he had a 74-yarder at NO (Oct. 15) and 45-yarder vs. SF (Oct. 29).

**MONDAY NIGHT HISTORY**—The Jets share a moment of history on Monday Night Football when they play the Raiders in the debut of Art Shell, the first black head coach in the modern era of the NFL. The Raiders beat the Jets 14-7 (Oct. 9).

**STEINBERG NAMED VP-GM**—Following extensive interviews to find the best "football" man to take full charge of the team's operations, Leon Hess and Steve Gutman name Dick Steinberg, the former New England director of player development, as the Jets' Vice President and General Manager (Dec. 18).

**HONORS**—Erik McMillan makes it 2 in a row when he is once again named to the Pro Bowl team in his sophomore season, while WR-KR JoJo Townsell is voted MVP by his teammates (Dec. 19).

**DISMAL SEASON ENDS**—The Jets drop a 37-0 decision to Buffalo in the season finale to finish the year 4-12, the worst record since 1980. It becomes the first time in club history that the team was shut out in back-to-back home games (Dec. 23).

**WALTON ERA ENDS**—Citing the need for the team to get off to a "fresh start", Dick Steinberg announces his plan to dismiss Joe Walton and begin a search for a new head coach. Walton ends his 7-year reign with a 53-57-1 mark (Dec. 26).

## 1990

**COSLET NAMED HEAD COACH**—At the conclusion of his detailed search, Dick Steinberg decided on former Cincinnati offensive coordinator Bruce Coslet as the 8th full-time head coach in club history (Feb. 6).

**UNIFORM CHANGE**—For the fourth time in club history, and third in Jet annals, the Jets changed their uniform design. The team added a third color, black, to accent the green and white and altered the road uniform by adding green pants (Sept. 9).

**FIRST WIN**—The Jets registered their first win in the Steinberg/Coslet era in their home debut with a 24-21 win over Cleveland (Sept. 16).

**RECORD RETURN**—Rookie WR-KR Terance Mathis tied an NFL record shared by three others when he returned a punt 98 yards for a TD in a 24-9 win over Dallas (Nov. 4).

**JETS END SEASON ON UPSWING**—The Jets wrap up the season with wins over New England and Tampa Bay to finish at 6-10. Pat Leahy was voted MVP by his teammates and finished the season with a team-high 101 points and a career total of 1,362 to move into the number seven spot in NFL history.

## 1991

**LEAHY RECORD SETTER**—Pat Leahy tied Jim Turner for 3rd place on the all-time FG chart when he hit his 304th at Detroit on December 8. He would also finish the season as the NFL's 3rd all-time leading scorer with 1,470 points in 250 games played (5th most in NFL history). Leahy finished the season with 108 points (26-37 FG, 30-30 PAT).

**HONORS**—WR and special teams standout Chris Burkett is voted MVP by his teammates. QB Ken O'Brien would be named to his 2nd career Pro Bowl after being chosen as an alternate (Dec. 18).

**BACK TO THE PLAYOFFS**—The Jets scored an incredible 23-20 OT win in Miami which put the club in the playoffs for the 1st time since 1986. After Miami scored the go-ahead TD with only :44 left, the Jets drove to tie the game on Raul Allegre's 44-yard FG with no time left and then won the game on a 30-yard FG at 6:15 in OT (Dec. 22).

**McNEIL SETS NFL RECORD**—By finishing the season with 51-300-5.9 avg., Freeman McNeil broke Joe Perry's mark and set an NFL record by having a 4.0 rushing avg. or better in all 11 of his seasons (Dec. 22).

**WILD CARD PLAYOFF**—In their 1st playoff game in 5 years, several 2nd half mistakes prevented the Jets from registering an upset win at Houston as they fell, 17-10. A costly INT at the H3 in the 3rd quarter, along with not being able to convert 3rd and 1 and 4th and 1 at the H3 in the 4th quarter would eventually haunt the Jets (Dec. 29).

## 1992

**NAGLE SHINES IN OPENER**—After a 5-0 preseason, Browning Nagle threw for 366 yards and 2 TD in the season opener at ATL. The yardage total was the 2nd highest by an NFL QB making his 1st start (Sept. 6).

**TOON RETIRES**—After suffering a severe concussion in week 9 at Denver, WR Al Toon announced his retirement, citing possible problems from a future concussion. Toon left the game with a club record streak of 101 consecutive games with at least one reception (Nov. 27).

**BYRD INJURED**—DE Dennis Byrd was partially paralyzed in a freak collision with teammate Scott Mersereau in the 3rd quarter of week 12 game vs. Kansas City (Nov. 29). He had spinal surgery three days later at Lenox Hill Hospital in New York City by Drs. Patrick O'Leary and Martin Camins (Dec. 3), and was then moved to Mount Sinai Medical Center to begin his rehabilitation under the direction of Dr. Kristjan Ragnarsson (Dec. 9).

**JETS BREAK SLUMP**—Inspired by their teammate Dennis Byrd, the Jets defeated AFC East rival Buffalo 24-17 on the road. S Brian Washington sealed the win, intercepting a 4th quarter Jim Kelly pass and returning it for the winning TD. It was the Jets' first win over the Bills since 1987 (Dec. 6).

**WASHINGTON, BYRD HONORED**—SS Brian Washington was named team MVP and the Jets honored Byrd with the Most Inspirational Player Award, which was later named the Dennis Byrd Award.

## 1993

**BYRD WALKS**—With the aid of two canes, Dennis Byrd walked into a press conference at Mount Sinai Medical Center in New York, to announce that he would be leaving New York and would return home to Tulsa, OK to continue his rehab (Feb. 12). Byrd continued to show improvement in the following months, eventually walking without any aids.

**COSLET CONTRACT EXTENDED**—The Jets gave head coach Bruce Coslet a 1-year contract extension through the 1994 season (Feb. 18).

**LOTT SIGNS**—GM Dick Steinberg made his first major signing under the NFL's new Collective Bargaining Agreement by adding nine-time Pro Bowl S Ronnie Lott to the Jets' roster (Mar. 8).

**MARSHALL SIGNS**—A day after adding Lott, the Jets announced the signing of Pro Bowl DT Leonard Marshall, an 11-year veteran of the Giants. GM Dick Steinberg would sign four more unrestricted free agents: CB Eric Thomas, TE James Thornton, CB-KR Clifford Hicks and S David Tate (Mar. 9).

**BOOMER COMES HOME**—Dick Steinberg put the finishing touches on a trade with the Cincinnati Bengals, bringing Pro Bowl QB Boomer Esiason, a Long Island native, to the Jets in exchange for a 3rd-round pick in the 1993 draft (Mar. 17).

**O'BRIEN TRADED**—In a much anticipated move, QB Ken O'Brien, 2nd on the Jets all-time passing list, was traded to Green Bay in exchange for a 5th-round selection in the 1993 draft (Apr. 5).

**MCNEIL RETIRES**—RB Freeman McNeil, the Jets all-time leading rusher and 14th on the NFL all-time list, retired after 12 seasons. McNeil set an NFL record with at least a 4.0 yd. average in all of his 12 seasons. He finished his career with 8,074 rushing yards and 26 career 100-yd. games (Apr. 21).

**DRAFT-DAY TRADE**—The Jets traded the 3rd overall selection in the draft to Phoenix in exchange for the Cardinals' pick (#4). That maneuver brought the Jets former Pro Bowl RB Johnny Johnson and Florida State All-America LB Marvin Jones, the player the Jets originally sought with their pick (Apr. 25).

**BYRD HONORED**—Former DE Dennis Byrd returned to the Meadowlands for the 1st time since his paralyzing accident and walked unaided onto the field before a sold out opening day crowd. He was named an honorary captain for the coin toss and was honored in a halftime ceremony as the 1st recipient of the Dennis Byrd Award (Sept. 5).

**BOOMER SETS CLUB MARK**—QB Boomer Esiason set a club record for most consecutive completions with 18 over 2 games at Miami (Sept. 12) and vs. New England (Sept. 26). He went on to earn AFC Offensive Player of the Month honors for September.

**JETS WIN BRAGGING RIGHTS**—In a highly anticipated matchup that lived up to its pregame hype, the Jets defeated their crosstown rivals, the New York Giants, 10-6 on Halloween day (Oct. 31) to win the bragging rights of New York. The defense held the Giants to 2 FG and stopped them 4 times from inside the Jets' 11-yard line on the final possession. James Hasty and Ronnie Lott batted away a Phil Simms pass in the end zone with :17 remaining to seal the win.

**SHULA DENIED**—The Jets defeated Miami 27-10 at the Meadowlands, forcing Dolphin coach Don Shula to wait another week for his record breaking 325th career victory (Nov. 7).

**WINNING STREAK**—RB Johnny Johnson galloped 57 yards for a TD in the 4th quarter at the Hoosierdome to give the Jets a 31-17 win against the Colts, their 3rd consecutive victory and the longest streak of head coach Bruce Coslet's 4-

year tenure. The streak extended to 5 games, the longest since the team won 9 straight games in 1986 (Nov. 14).

**SUPER REUNION**—The members of the Jets Super Bowl III championship team were reunited at the Jets-Bengals game to celebrate the 25th anniversary season of that historic victory. After a full weekend of activities, they were honored at halftime and then watched the Jets come away with a 17-12 victory. The Jets players wore their "original throwback" uniforms to honor the Super Bowl champions (Nov. 21).

**JOHNSON VOTED MVP**—RB Johnny Johnson was named team MVP in a vote by his teammates. Johnson finished the season ranked 2nd in the AFC in total yards from scrimmage and his 1393 yards were also the 3rd highest total for a season in Jets history. He was one of only 2 RB in the NFL in 1993 to lead his team in rushing and receptions (Dec. 31).

## 1994

**CARROLL REPLACES COSLET**—Defensive coordinator Pete Carroll became the 9th full-time head coach in club history when he replaced Bruce Coslet who compiled a 26-38 record in his 4 seasons with the club (Jan. 7).

**EVANS SIGNS**—DT-DE Donald Evans became the 1st unrestricted free agent signed by the club in 1994 (Mar. 14).

**MORE FREE AGENTS**—For the second year in a row the Jets were one of the most active teams in free agency, signing eight players including future Hall of Famer Art Monk and K Nick Lowery.

**WIN IN BUFFALO**—The Jets beat the Bills at Rich Stadium for the 2nd time in 3 years with a convincing 23-3 win in Pete Carroll's head coaching debut (Sept. 4).

**TWO-AND-OH**—New York begins the season with 2 victories for the 1st time since 1987 when Nick Lowery's 39-yard FG in overtime gave the Jets a 25-22 win over Denver in the home opener (Sept. 11).

**SWEEP**—With a 22-17 win at the Meadowlands, the Jets completed a season sweep of the Buffalo Bills for the 1st time since the 1986 season (Nov. 6).

**ESIASON REACHES MILESTONE**—Boomer Esiason became just the 16th player in NFL history to pass for 200 career TD when he connected with Rob Moore on a 4-yard scoring pass in the 2nd half of the Jets 22-17 win over Buffalo (Nov. 6).

**RECORD CROWD**—75,606 people, the largest home attendance mark in Jets history, came to watch the Jets battle the Dolphins for a share of 1st place in the AFC East. The Jets held a 24-6 3rd quarter lead before Miami, led by Dan Marino, staged a furious 4th quarter comeback to defeat the Jets 28-24 (Nov. 27).

**STEINBERG DIAGNOSED WITH CANCER**—The team announced before it's season finale against the Houston Oilers that vice president and general manager Dick Steinberg had been diagnosed with stomach cancer and would begin treatments immediately (Dec. 24).

## 1995

**KOTITE REPLACES CARROLL**—Owner Leon Hess named Rich Kotite the 10th full-time head coach in franchise history, replacing Pete Carroll who was fired after the team finished with a 6-10 record in his only season as head coach (Jan. 5).

**MOORE TRADED**—WR Rob Moore was traded to the Arizona Cardinals the night prior to the NFL Draft for RB Ronald Moore and the Cardinals' number 1 draft choice (Apr. 21).

**TWO NUMBER 1'S**—As a result of the Rob Moore trade, the Jets held 2 number 1 draft choices for the 1st time since 1984 (Russell Carter, Ron Fautot) and selected Penn State TE Kyle Brady and Central State (OH) DE Hugh Douglas (Apr. 22).

**FREE AGENCY**—The Jets continued to be active in the free agent market, signing 7 unrestricted free agents: QB Bubby Brister, RB-KR Dexter Carter, S Gary Jones and Todd Scott, DT-DE Erik Howard and Matt Brock and CB Otis Smith.

**KOTITE WINS FIRST**—Rich Kotite won his 1st game as Jets head coach with 27-10 victory over the Jacksonville Jaguars at the Meadowlands (Sept. 17).

**CHREBET MILESTONES**—Wayne Chrebet, a rookie free agent WR from Hofstra became the Jets all-time leading rookie receiver with 4 catches at New England in game 14, surpassing Matt Snell's 56-catch mark set in 1964. The previous week, vs. St. Louis, he became the most prolific rookie WR in club history, surpassing Al Toon's rookie total of 46 in 1985. Chrebet went on to finish 2nd on the team in receptions and 2nd among all NFL rookies with 66 receptions. (Dec. 10)

**DOUGLAS SACK MARK**—Rookie DE Hugh Douglas had 2 sacks at Indianapolis, bringing his season total to 9 and breaking the club rookie record for sacks in a season set by Joe Klecko in 1977. (Oct. 29)

**MURRELL RECEPTION RECORD**—With a career high 9 receptions vs. New Orleans in the season finale, 3<sup>rd</sup>-year RB Adrian Murrell set a new club record for receptions by a RB in a season with 71, surpassing Johnny Johnson's mark of 67 set in 1993. (Dec. 24)

**DOUGLAS, ROOKIES EARN HONORS**—DE Hugh Douglas was named the NFL Defensive Rookie of the Year after leading all rookies with 10 sacks on the season. WR Wayne Chrebet earned all-rookie honors from *Football News* and *College & Pro Football Weekly*, and LB Chad Cascadden earned all-rookie honors for his special teams play. (Jan.21)

## 1996

**ESIASON NAMED MAN OF THE YEAR**—QB Boomer Esiason became the 2nd Jet (Marty Lyons 1985) to be named the NFL Man of the Year for his charity work off the field. In 2 years Esiason raised over \$2 million towards cystic fibrosis research. (Jan. 25)

**ERHARDT HIRED AS OFFENSIVE COORDINATOR**—Longtime NFL coach Ron Erhardt, a veteran of 2 Super Bowl champion teams was hired as offensive coordinator. Also hired was TE coach Pat Hodgson. The pair came from Pittsburgh where they helped the Steelers to 4 straight playoff appearances, including berths in the AFC Championship Game and Super Bowl XXX in the past 2 seasons. (Feb. 5)

**WILLIAMS 1ST FREE AGENT TO SIGN**—OT David Williams was the first player to sign with the Jets as a FA, leading a long line of players that included OT John Elliott, QB's Neil O'Donnell and Frank Reich and WR's Jeff Graham and Rico Smith. (Feb. 15)

**O'DONNELL SIGNS**—Super Bowl QB Neil O'Donnell signed with the Jets as an UFA. After leading Pittsburgh to 4 straight playoff appearances, including the 1994 AFC Championship Game and Super Bowl XXX, the Madison, NJ native became a key cog in the Jets efforts to improve their offense. (Feb. 28)

**KEYSHAWN, KEYSKAWN**—For the 1st time in club history, the Jets had the 1st overall pick of the NFL Draft and selected All-America WR Keyshawn Johnson of Southern California, bringing a chorus of cheers from the Jets faithful at the Madison Square Garden Theater in New York City. (Apr. 20)

**O'DONNELL INJURED**—Unrestricted free agent QB Neil O'Donnell suffered a shoulder injury in game 6 vs. Oakland and would miss six games due to the injury. He was scheduled to return to action in game 13 vs. Houston, but suffered a torn calf muscle in pregame warmups, sidelining him for the remainder of the season.

**MURRELL GOES OVER 1,000**—RB Adrian Murrell became only the 3rd RB in NFL history to gain over 1,000 yards rushing for a team that won only one game. Murrell produced the 2nd-most yards in club history with 1249 on a club record 301 carries.

**CHREBET SETS NFL MARK**—With 84-909-3 TD WR Wayne Chrebet raised his career reception total to 150—the most by any player in his 1st two NFL seasons.

**KOTITE STEPS ASIDE**—Two days before the season finale vs. Miami, head coach Rich Kotite stepped aside after 3-13 and 1-15 campaigns. (Dec. 20)

## 1997

**JIM KENSIL DIES**—Former Jets president and NFL official Jim Kensil passed away. Kensil spent 11 years with the club from 1977-1988, leading the team to playoff appearances in 1981, 1982, 1985 and 1986, before retiring. (Jan. 16)

**JETS HIRE BELICHICK/PARCELLS COMBO**—The Jets hire longtime Bill Parcells assistant Bill Belichick as head coach, naming Bill Parcells as a consultant, and spurring an official complaint from the New England Patriots, who claimed to still hold Parcells under contract. (Feb. 3)

**JETS MEET WITH COMMISSIONER**—Leon Hess and Patriots owner Bob Kraft meet with Commissioner Paul Tagliabue in New York City with regard to the Parcells issue. After hours of negotiations, Tagliabue ruled that Bill Parcells could take over the Jets football operations immediately. In return, the Jets would compensate the Patriots with draft picks over the next three years: the Jets 3rd and 4th round selections in 1997, their 2nd round selection in 1998 and their 1st round selection in 1999. (Feb. 10)

**PARCELLS INTRODUCED**—Bill Parcells became the 11th full-time head coach in Jets history when he was introduced in a press conference at Weeb Ewbank Hall. Bill Belichick was named assistant head coach/defensive coordinator. (Feb. 11)

**JETS TRADE 1ST DRAFT PICK**: Holding the #1 selection in the NFL Draft for the 2nd consecutive season, the Jets made a trade with the St. Louis Rams, sending that selection to the Rams in return for a 1st, 3rd, 4th and 7th round pick. The Jets continued to trade throughout the draft, accumulating 11 picks. (4/17)

**PARCELLS 1ST JETS DRAFT**: Parcells traded down twice in the 1st round of the 1997 Draft, accumulating 11 picks in his 1st draft with the Jets. The first player selected was Virginia LB James Farrior.

**PARCELLS/WERBLIN INDUCTED INTO NJ HALL**—Head coach Bill Parcells and former team owner Sonny Werblin were inducted into the NJ Sports Hall of Fame. (5/15)

**AIR DOME**—The Jets upgraded their practice facilities, adding improved grass and turf fields while erected a new air-supported indoor practice facility. (July 2)

## HALL OF FAMERS



### **WEBB EW BANK** **HEAD COACH (1963-73)** **GENERAL MANAGER (1963-74)**

Weeb Ewbank is the only head coach to build 2 teams from their inception into world champions and was inducted into the Pro Football Hall of Fame on July 29, 1978. Upon his retirement, Ewbank ranked 4th on the all-time coaches victory list with 130. He is the only coach ever to win World Championships in both the NFL (Baltimore 1958-59) and AFL (New York 1968). Two of the most important games in NFL history were the sudden death victory in the 1958 championship, and the Super Bowl III win by the Jets.

Ewbank joined the Jets in 1963 as head coach and GM after serving as head coach of the Colts from 1954-1962. The New Yorkers shocked the world by defeating Ewbank's former team, the Colts 16-7 (the 1st victory for the AFL in the Super Bowl).

Ewbank coached the Jets through 1973 before retiring. He has worked with some of the game's greatest legends including Joe Namath, Don Maynard, Paul Brown, Otto Graham, Johnny Unitas and Raymond Berry.




### **JOE NAMATH** **QUARTERBACK (1965-76)**

Joe Namath, "superstar", is an apt description for this Jets quarterback. He was a player who transcended the playing field to become a household name and put a whole league on the map, the AFL. Namath enjoyed a sparkling career and led the Jets to what experts call one of the greatest upsets in sports history when he guided the team to a 16-7 win over the Baltimore Colts in Super Bowl III on Jan. 12, 1969.

Despite having five knee operations, Namath was one of the game's great quarterbacks and one of its most prolific passers. He was the first player to throw for more than 4,000 yards doing it in a 14-game season (1967). He still holds most of the Jets' passing records and for his pro career completed 1,886 of 3,762 passes for 27,663 yards and 173 TD.

Namath's 1965 signing gave the Jets and the AFL the credibility they needed and started the building to the Super Bowl championship. His legendary Alabama coach Bear Bryant said, "Joe Namath is the greatest athlete I have ever coached."

Namath was elected to the Hall of Fame on January 29, 1985.



### **DON MAYNARD** **WIDE RECEIVER (1960-72)**

At the time of his retirement, Don Maynard was the all-time leading receiver in NFL history. Maynard caught 633 passes for 11,834 yards (18.7) for 88 TD. His yardage still ranks 4th all-time and his number of catches is 7th.

Maynard was a four-time AFL All-Star and is a member of the All-Time AFL team chosen by the Pro Football Hall of Fame. He went over the 100-yard receiving mark in 50 games (still an NFL record). The El Paso, TX native joined the AFL in 1960 and was the first Titan to sign a contract.

His most memorable game was the 1968 AFL Championship in which he caught six passes for 118 yards and two TD (including the game-winner) to help put the Jets into the Super Bowl.

The Texas Western (now known as the Univ. of Texas at El Paso) alumnus was enshrined into the Hall of Fame on Aug. 8, 1987.

# PLAYOFF HISTORY

## 1968 AFL CHAMPIONSHIP DEC. 29, 1968—SHEA STADIUM NEW YORK 27, OAKLAND 23

The New York Jets climaxed their finest season in history (11-3) by scoring a 27-23 victory over Oakland. A title game record crowd of 62,627 sat in on chilly and windy proceedings at Shea Stadium and saw Joe Namath toss three touchdown passes.

Despite the fact that Namath attempted a record 49 passes, the Jets still mixed their attack. Matt Snell and Emerson Boozer gained 71 and 51 yards, respectively, behind line blocking from the front line.

The Raiders carried the game down to the final minutes before Daryle Lamonica's lateral pass for Charlie Smith rolled free and was recovered by the Jets' Ralph Baker.

The victory gave head coach Weeb Ewbank the honor of being the only coach to win titles in both the NFL and AFL.

					NYJ	OAK
New York	10	3	7	7	-	27
Oakland	0	10	3	10	-	23
NYJ — Maynard 14 pass from Namath (J. Turner kick)					First Downs	25
NYJ — FG J. Turner 33					Rushes-Yards	34-144
OAK — Biletnikoff 29 pass from Lamonica (Blanda kick)					Passing Yards	256
NYJ — FG J. Turner 36					Passes Attempted	49
OAK — FG Blanda 26					Passes Completed	19
OAK — FG Blanda 9					Intercepted By	0
NYJ — Lammons 20 pass from Namath (J. Turner kick)					Fumbles-Lost	1-0
OAK — FG Blanda 20					Penalties-Yards	4-26
OAK — Banaszak 5 run (Blanda kick)						
NYJ — Maynard 6 pass from Namath (J. Turner kick)						
<b>INDIVIDUAL STATISTICS</b>						
RUSHING—New York: Snell 19-71-0; Boozer 11-51-0; Mathis 3-8-0; Namath 1-14-0						
Oakland: Dixon 8-42-0; Smith 5-1-0; Banaszak 3-6-1; Lamonica 3-(-5)-0						
PASSING—New York: Namath 49-19-266-1-3						
Oakland: Lamonica 47-20-401-0-1						
RECEIVING—New York: Sauer 7-70-0; Maynard 6-118-2; Lammons 4-52-1						
Oakland: Biletnikoff 7-190-1; Dixon 5-48-0; Cannon 4-69-0; Wells 3-83-0						

## SUPER BOWL III JAN. 12, 1969—MIAMI ORANGE BOWL NEW YORK 16, BALTIMORE 7

Defying the oddsmakers (17 1/2 point underdogs) and the strength of traditions, the Jets became the first AFL team to win the Super Bowl by rumbling over and through the Baltimore Colts to record a 16-7 triumph.

As it was in the AFL championship contest, Joe Namath led the way. The all-pro quarterback directed the Jets' attack flawlessly, driving the team to a second quarter touchdown by Matt Snell (four yards) and three second-half field goals by Jim Turner. Snell had an outstanding game, gaining 121 yards on 30 carries.

The defense shared at least as much glory as the offensive unit, intercepting the Colts four times. Randy Beverly picked off two; Jim Hudson and Johnny Sample, one each. The defensive unit harrassed Colts' quarterbacks Earl Morrall and Johnny Unitas all afternoon, allowing them to complete only 17 of 41 passes. The victory was the third in World Championship competition in as many tries for Weeb Ewbank and made him the only man ever to coach world champions in both the AFL and NFL.

					NYJ	BAL
New York	0	7	6	3	-	16
Baltimore	0	0	0	7	-	7
NYJ — Snell 4 run (J. Turner kick)					First Downs	21
NYJ — FG J. Turner 32					Rushes-Yards	45-142
NYJ — FG J. Turner 30					Passing Yards	195
NYJ — FG J. Turner 9					Passes Attempted	29
BAL — Hill 1 run (Michaels kick)					Passes Completed	17
					Intercepted By	4
					Fumbles-Lost	1-1
					Penalties-Yards	5-28
<b>INDIVIDUAL STATISTICS</b>						
RUSHING—New York: Snell 30-121-1; Boozer 10-19-0; Mathis 3-2-0						
Baltimore: Matte 11-116-0; Hill 9-29-1; Morrall 2-(2)-0; Unitas 1-0-0						
PASSING—New York: Namath 28-17-206-0-0; Parilli 1-0-0-0						
Baltimore: Unitas 24-11-110-1-0; Morrall 17-6-71-3-0						
RECEIVING—New York: Sauer 8-133-0; Snell 4-40-0; Mathis 3-20-0; Lammons 2-13-0						
Baltimore: Richardson 6-58-0; Orr 3-42-0; Mackey 3-35-0; Matte 2-30-0; Hill 2-1-0; Mitchell 1-15-0						

**1969 AFL PLAYOFF**  
**Dec. 20, 1969—SHEA STADIUM**  
**KANSAS CITY 13, NEW YORK 6**

The game was a classic battle of defenses, played in remarkably cold and windy conditions before a sellout 62,977 fans. Through the first three quarters, neither team could penetrate for a touchdown and the score stood at 6-3 for the Chiefs. Jim Turner had put New York out in front, 3-0, with a 28-yard field goal the first time the Jets had the ball, but the Chiefs' Jan Stenerud retaliated with a 23-yarder on the next series.

Not until the fourth quarter did the breaks occur. With first and goal on the one-yard line, three cracks, including a Joe Namath bootleg, failed to bring a touchdown. Turner then kicked a 7-yard field goal to tie it, 6-6.

Two plays later Kansas City was in the end zone. Len Dawson hit Otis Taylor for a 61-yard pass play to take the Chiefs to the Jets 19. Then Dawson fired the final 19 yards to Gloster Richardson for the only TD of the game.

Namath threw 20 passes over the next two Jets' series, but a fourth down incompleteness and a Jim Marsalis interception thwarted the Jets and put Kansas City on the road to the world championship.

Kansas City	0	3	3	7	-	13			
New York	3	0	0	3	-	6			
<hr/>									
NYJ—	FG J. Turner	28					First Downs	19	14
KC—	FG Stenerud	23					Rushes-Yards	22-87	30-99
KC—	FG Stenerud	25					Passing Yards	148	177
NYJ—	FG J. Turner	7					Passes Attempted	40	27
KC—	Richardson	19	pass from Dawson (Stenerud kick)				Passes Completed	14	12
							Intercepted By	0	3
							Fumbles-Lost	1-1	0-0
							Penalties-Yards	3-15	5-63

**INDIVIDUAL STATISTICS**

RUSHING—New York: Snell 12-61-0; Boozer 3-14-0; Mathis 6-11-0  
 KC: Garrett 18-67-0; Hayes 10-32-0

PASSING—New York: Namath 40-14-164-3-0  
 KC: Dawson 27-12-201-0-1

RECEIVING—New York: Sauer 5-61-0; Lammons 3-37-0  
 KC: Hayes 5-46-0; Taylor 2-74-0; Arbanas 2-39-0

**1981 AFC WILD CARD PLAYOFF**  
**DEC. 27, 1981—SHEA STADIUM**  
**BUFFALO 31, NEW YORK 27**

In one of the most exciting playoff games ever played, the Buffalo Bills hung on to defeat the Jets, 31-27 as Bill Simpson made an interception on the two-yard line with time running out.

The Bills scored on the opening kickoff when they recovered a Bruce Harper fumble and quickly built that to a 24-0 second quarter lead. The Jets rallied in the third quarter to make it 24-13. The game appeared over as Joe Cribbs busted a 50-yard TD to give Buffalo a 31-13 lead with 10:16 left.

The Jets refused to die, however, and with Richard Todd at the controls, New York scored 2 quick TD and were now down 31-27 with 3:44 to go. A swarming defense forced the Bills to go three and out and with 2:36 left and the goal line 80-yards away, Todd started the Jets on their march. They drove to the Bills 11-yard line with 14 seconds on the clock, but Simpson made his game-saving interception and the Jets' season ended.

New York	0	10	3	14	-	27			
Buffalo	17	7	0	7	-	31			
<hr/>									
BUF—	Romes	26	fumble return (Mike-Mayer kick)				First Downs	23	15
BUF—	Lewis	50	pass from Ferguson (Mike-Mayer kick)				Rushes-Yards	22-71	23-91
BUF—	FG Mike-Mayer	29					Passing Yards	348	230
BUF—	Lewis	26	pass from Ferguson (Mike-Mayer kick)				Passes Attempted	51	34
NYJ—	Shuler	30	pass from Todd (Leahy kick)				Passes Completed	28	17
NYJ—	FG Leahy	26					Intercepted By	4	4
NYJ—	FG Leahy	19					Fumbles-Lost	3-1	1-0
BUF—	Cribbs	45	run (Mike-Mayer kick)				Penalties-Yards	6-55	8-62
NYJ—	B. Jones	30	pass from Todd (Leahy kick)						
NYJ—	Long	1	run (Leahy kick)						

**INDIVIDUAL STATISTICS**

RUSHING—New York: McNeil 12-32-0; Long 8-28-1  
 Buf: Cribbs 15-83-1; Leaks 6-12-0

PASSING—New York: Todd 51-28-377-4-2  
 Buf: Ferguson 34-17-268-4-2

RECEIVING—New York: Dierking 7-52-0; Shuler 6-116-1; Gaffney 4-64-0; B. Jones 4-64-1  
 Buf: Lewis 7-158-2; Cribbs 4-64-0

**1982 AFC PLAYOFF**  
**JAN. 9, 1983—CINCINNATI RIVERFRONT STADIUM**  
**NEW YORK 44, CINCINNATI 17**

The Jets mixed up solid and hard hitting football with a measure of razzle dazzle on offense and gimmicks on defense to beat the Bengals at Cincinnati in round one of the NFL Super Bowl Tournament. The game was highlighted by Freeman McNeil's 202 yards rushing, the 3rd highest in playoff history, a TD pass from McNeil and a 98-yard INT for a TD by Darrol Ray to secure the win. The Bengals jumped to leads of 14-3 and 14-10 and were threatening to score again, when the Jets' defense might have made the play of the day. Nickel back Johnny Lynn made an interception at the J1 and with McNeil leading the way behind an awesome performance by the offensive line, the Jets surged to a 17-14 lead which they never surrendered. McNeil was the "cannon" being shot by Richard Todd 22 times for 202 yards and one TD.

Jets	3	17	3	21	-	44		
Cincinnati	14	0	3	0	-	17		
							<b>NYJ</b>	<b>CIN</b>
CIN — Curtis 32 pass from Anderson (Breech kick)							27	23
NY — FG Leahy 32							34-234	21-62
CIN — Ross 2 pass from Anderson (Breech kick)							283	333
NY — Gaffney 14 pass from McNeil (Leahy kick)							209	138
NY — Walker 4 pass from Todd (Leahy kick)							21-29-1	26-36-3
NY — FG Leahy 24							4-21	0-0
NY — FG Leahy 47							0-0	2-43
CIN — FG Breech 20							2-1	2-1
NY — McNeil 20 run (Leahy kick)							12-95	7-60
NY — Ray 98 interception return (Leahy kick)							28:44	31:16
NY — Crutchfield 1 run (Leahy kick)								

**INDIVIDUAL STATISTICS**

**RUSHING**—New York: McNeil 22-202; Dierking 3-11; Harper 1-9; Newton 2-6; Todd 3-3; Augustyniak 2-2; Crutchfield 1-1  
 Cincinnati: Johnson 9-26; Alexander 7-14; Anderson 2-5; Griffin 3-17

**PASSING**—New York: Todd 20-28-1-269; McNeil 1-1-1-0  
 Cincinnati: Anderson 26-35-3-354; Schonert 0-1-0-0

**RECEIVING**—New York: Walker 8-145; Augustyniak 1-4; J. Jones 2-22; Gaffney 4-50; Harper 2-35; McNeil 1-9; Dierking 2-9; Barkum 1-9  
 Cincinnati: Griffin 3-14; Collinsworth 7-120; Curtis 3-63; Ross 6-89; Harris 1-20; Kreider 3-41; Johnson 3-7

**1982 AFC PLAYOFF**  
**JAN. 15, 1983—LOS ANGELES MEMORIAL COLISEUM**  
**NEW YORK 17, L.A. RAIDERS 14**

The Jets sprung upset number two in the 2nd round of the Super Bowl Tournament, beating the Raiders to enter the AFC championship game. Richard Todd's 45-yard pass to Wesley Walker set up the winning one-yard TD run by Scott Dierking, but it took a pair of Lance Mehl interceptions in the last 3 minutes to wrap it up for the Jets. New York jumped to a 10-0 lead on a 20-yard TD pass from Todd to Walker and a Pat Leahy FG, but the Raiders came storming back in the 2nd half to take a 14-10 lead. The Jets came back to take the lead at the 3:45 mark following the Todd to Walker bomb, but the Raiders still had plenty of time. It looked as if the Jets had put the Raiders away when Mehl intercepted Plunkett at the LA27 with only 2:49 left, but the Raiders got one more chance when they recovered a Freeman McNeil fumble at their own 33 with 2:26 to go. Then Mehl made his clinching interception and this time the Jets ran out the clock.

Jets	7	3	0	7	-	17		
Raiders	0	0	14	0	-	14		
							<b>NYJ</b>	<b>LAR</b>
NY — Walker 20 pass from Todd (Leahy kick)							21	19
NY — FG Leahy 30							34-135	30-93
LAR — Allen 4 run (Breech kick)							252	246
LAR — Barnwell 57 pass from Plunkett (Breech kick)							34	49
NY — Dierking 1 run (Leahy kick)							15-24-2	21-33-3
							2-20	4-25
							2-32	4-41
							4-3	2-2
							7-64	5-55
							28:19	31:41

**INDIVIDUAL STATISTICS**

**RUSHING**—New York: McNeil 23-101; Augustyniak 4-22; Todd 5-8; Dierking 2-4  
 Los Angeles: Allen 15-36; Plunkett 4-18; King 5-16; Montgomery 1-11; Hawkins 3-4;

**PASSING**—New York: Todd 15-24-2-277  
 Los Angeles: Plunkett 21-33-3-266

RECEIVING—New York: Walker 7-169; J. Jones 2-52; Augustyniak 2-18; Barkum 1-11; McNeil 1-11; Shuler 1-9; Dierking 1-7  
 Los Angeles: Allen 6-37; Branch 5-82; Christensen 5-31; Barnwell 2-83; Hawkins 1-15

**1982 AFC CHAMPIONSHIP  
 JAN. 23, 1983—MIAMI ORANGE BOWL  
 MIAMI 14, NEW YORK 0**

On an extremely muddy field at Miami's Orange Bowl, the Jets and Dolphins waged a defensive battle which ended with Miami on top 14-0 to earn a trip to the Super Bowl. A.J. Duhe was the hero of the game, which saw a total of 12 turnovers, with three interceptions, returning the final one 35-yards for a touchdown early in the fourth quarter. Woody Bennett ran seven yards for the first Miami touchdown on the Dolphins' first possession of the third quarter, capping a 48-yard, seven-play drive following Duhe's second interception. The poor field conditions severely hurt the Jets' rushing attack as Freeman McNeil, who had rushed for 303 yards in the previous two playoff wins, was limited to only 46 yards on 17 carries due to the footing. It was the first time in NFL playoff history that two teams were deadlocked at 0-0 at halftime. The Jets passing game was also hindered as Richard Todd was intercepted a record-tying five times by Miami. The New York defense held Miami to only 198 net yards, intercepted David Woodley three times and forced three fumbles.

						NYJ	MIA
Jets	0	0	0	0	-	0	
Miami	0	0	7	7	-	14	
MIA— Bennett 7 run (von Schamann kick)							
MIA— Duhe 35 interception return (von Schamann kick)							
						10	13
						24-62	41-138
						77	60
						97	88
						15-37-5	9-21-3
						4-27	4-26
						10-36	10-33
						1-0	3-1
						6-42	3-15
						26:09	33:51

**INDIVIDUAL STATISTICS**

RUSHING—New York: McNeil 17-46; Augustyniak 2-5; Todd 4-10; Dierking 1-1  
 Miami: Nathan 7-24; Franklin 13-44; Bennett 13-24; Woodley 8-46

PASSING—New York: Todd 15-37-5-103  
 Miami: Woodley 9-21-3-87

RECEIVING — New York: J. Jones 3-35; Harper 4-14; Gaffney 1-7; Barkum 2-20;  
 Augustyniak 2-12; McNeil 1-9; Dierking 1-6; Walker 1-0  
 Miami: Nathan 2-4; Harris 2-28; Vigorito 3-29; Rose 1-20; Lee 1-6

**1985 AFC WILD CARD PLAYOFF  
 DEC. 28, 1985—GIANTS STADIUM  
 NEW ENGLAND 26, NEW YORK 14**

New England came out on top 26-14 in a game that saw the Jets self-destruct. The Jets committed 4 costly turnovers which led to 17 Patriots points. New England, which went on to win the AFC championship, played an almost flawless game with no turnovers and only 1 penalty. The Jets were ahead 7-6, and driving late in the 2nd quarter when Ken O'Brien was intercepted on the 7-yard line. New England came back with a TD pass from Tony Eason to Stanley Morgan on a blitz 6 plays later. O'Brien suffered a concussion on the final play of the half on an Andre Tippett sack and would only play the first series of the 2nd half. Before Pat Ryan could relieve him though, New England added a FG and then scored a TD when the ensuing kickoff was fumbled by Johnny Hector and returned 15-yards by Johnny Rembert. With the Jets trailing 23-7, Ryan came in and directed a TD drive.

						NE	NYJ
New England	3	10	10	-	26		
Jets	0	7	7	0	14		
NE — FG Franklin 33						12	15
NY — Hector 11 pass from O'Brien (Leahy kick)						39-99	21-58
NE — FG Franklin 41						159	182
NE — Morgan 36 pass from Eason (Franklin kick)						86	158
NE — FG Franklin 20						12-16-0	23-34-2
NE — Rembert 15 fumble return (Franklin kick)						5-51	3-20
NY — Shuler 12 pass from Ryan (Leahy kick)						5-40	5-38
NE — FG Franklin 26						2-0	3-2
						1-10	6-48
						31:47	28:13

## INDIVIDUAL STATISTICS

RUSHING—NE: James 22-49, Collins 11-36; Eason 6-14

NY: McNeil 16-41; Hector 4-13; O'Brien 1-4

PASSING—NE: Eason 12-16-0-179

NY: O'Brien 13-17-1-149, Ryan 10-17-1-84

RECEIVING—NE: Morgan 4-62; Fryar 2-47; James 2-36; Dawson 2-20; Collins 2-14

NY: Toon 9-93; Shuler 5-53; Walker 4-54; McNeil 3-13; Hector 1-11; Klever 1-9

## 1986 AFC WILD CARD PLAYOFF

Dec. 28, 1986—GIANTS STADIUM

### NEW YORK 35, KANSAS CITY 15

Joe Walton started Pat Ryan to give the team an emotional lift and it got just that from Ryan plus a key running play and a 3-TD passing performance. The club also received Freeman McNeil's 135-yard rushing performance to spark the Jets' first home playoff win since 1968. Trailing 6-0, Ryan ran a QB draw for 24 yards from the KC33 on a 4th & 6 play to set up the Jets' go ahead TD. On the 1st down of the ensuing series, the Jets defense forced a KC fumble and Ryan concluded a 12-play, 47-yard drive with a 1-yard pass to McNeil. Just prior to the half, Ryan hit Al Toon with a TD pass for a 21-6 halftime edge. The Jets nailed the victory on the 1st play of the 2nd half when Kevin McArthur swiped a Todd Blackledge pass and dashed 21 yards for a 28-6 margin. The Jets' defense allowed a season low 241 yards total offense and had 2 sacks, 2 INT and 1 FR.

Kansas City	6	0	0	9	-	15		
Jets	7	14	7	7	-	35		
KC — Smith 1 run (kick failed)							First Downs	KC 15 NYJ 19
NY — McNeil 1 run (Leahy kick)							Rushes-Yards	20-67 36-165
NY — McNeil 1 pass from Ryan (Leahy kick)							Passing Yards	174 141
NY — Toon 11 pass from Ryan (Leahy kick)							Return Yards	5 37
NY — McArthur 21 interception return (Leahy kick)							Passes	20-37-0 16-23-0
KC — Lewis blocked punt recovery in end zone (Lowery kick)							Sacks By-Yards Lost	2-3 2-12
NY — Griggs 6 pass from Ryan (Leahy kick)							Punts-Avg.	3-41 4-29
KC — Safety, Jennings ran out of EZ							Fumbles-Lost	2-1 1-0
							Penalties-Yards	1-5 8-54
							Time of Possession	28:53 31:07

## INDIVIDUAL STATISTICS

RUSHING—KC: Blackledge 4-33; Green 8-15; Smith 4-12; Moriarity 2-7; Heard 1-1

NY: McNeil 31-135; Ryan 2-30; Paige 2-3; Jennings 1-(-3)

PASSING—KC: Blackledge 12-21-80-2; Kenney 8-16-97-0

NY: Ryan 16-23-153-0

RECEIVING—KC: Marshall 6-72; Green 5-7; Coffman 3-12; Carson 2-43; Smith 2-12;

NY: Toon 4-48; Shuler 4-28; McNeil 3-16; Walker 2-45; Sohn 1-11; Griggs 1-6

## 1986 AFC DIVISIONAL PLAYOFF

Jan. 3, 1987—CLEVELAND STADIUM

### CLEVELAND 23, NEW YORK 20 (2 OTs)

In the 3rd longest game in NFL history (77:02), Cleveland staged an incredible comeback to send the game into OT before Mark Moseley's 27-yard FG advanced the Browns to the AFC Championship game. With Pat Ryan at QB, the Jets jumped on top 7-0 following a flea-flicker 42-yard TD pass from Ryan to Wesley Walker. Ryan was forced to leave the game in the 2nd quarter with a groin injury and was replaced by Ken O'Brien. Meanwhile, the Jets defense was outstanding holding the Browns to just 10 points and 302 total yards until late in the 4th quarter. Immediately after a Jerry Holmes interception, the Jets took a 20-10 lead on Freeman McNeil's 25-yard TD with 4:14 remaining in regulation. Kosar led the Browns 68 yards to set up Kevin Mack's one-yard run to make the score 20-17 with 1:57 left. Cleveland's defense forced the Jets to punt with :51 left before Kosar's 37-yard pass to Webster Slaughter to the 5-yard line set up the tying 22-yard FG. The Jets got a 2nd life when Moseley missed a 23-yard FG 6:06 into OT, but he redeemed himself by kicking the winning 27-yard FG on a first-and-goal play from the J9.

Jets	7	3	3	7	0	0	20
Cleveland	7	3	0	10	0	3	23

NY — Walker 42 pass from Ryan  
(Leahy kick)  
CLE — Fontenot 37 pass Kosar  
(Moseley kick)  
CLE — FG Moseley 38  
NY — FG Leahy 46  
NY — FG Leahy 37  
NY — McNeil 25 run (Leahy kick)  
CLE — Mack 1 run (Moseley kick)  
CLE — FG Moseley 22  
CLE — FG Moseley 27

	NYJ	CLE
First Downs	14	33
Rushes-Yards	31-104	27-75
Passing Yards	183	483
Return Yards	23	65
Passes	17-30-0	34-65-2
Sacks By-Yards Lost	4-11	10-54
Punts-Avg.	14-38	8-39
Fumbles-Lost	0-0	2-0
Penalties-Yards	10-94	4-40
Time of Possession	31:38	45:24

### INDIVIDUAL STATISTICS

RUSHING—NY: McNeil 25-71; O'Brien 3-22; Paige 3-11  
CLE: Mack 20-63; Fontenot 3-8; Dickey 3-4; Kosar 1-0  
PASSING—NY: O'Brien 11-19-134-0; Ryan 6-11 103-0  
CLE: Kosar 33-64-489-2; Brennan 1-1-5-0  
RECEIVING—NY: Toon 5-93; Shuler 4-43; McNeil 4-35; Walker 2-49; Sohn 1-7; Paige 1-10  
CLE: Newsome 6-114; Slaughter 6-86; Fontenot 5-62; Mack 5-51; Langhorne 4-65

## 1991 AFC WILD CARD PLAYOFF

### Dec. 29, 1991 - Houston Astrodome

### HOUSTON 17, NEW YORK 10

The Jets returned to the playoffs for the first time since 1986 and came close to registering an upset win at Houston. Trailing 17-10 with only :20 left at the H47, the Jets were unsuccessful in their attempts to tie the game on 2 Hail Mary passes, the last of which was intercepted to end the game. The game started with Houston taking the opening drive 80 yards in 16 plays for a 7-0 lead. After Erik McMillan's INT halted the Oilers' next drive, the Jets tied the game on Al Toon's 1st TD of the season, a 10-yarder from Ken O'Brien. Warren Moon tossed his 2nd TD pass of the game to Earnest Givens to give the Oilers a 14-10 halftime lead. Three key plays would doom the Jets in the second half. After taking the opening drive of the third quarter down to the H7 in 12 plays, O'Brien's pass intended for Mark Boyer was picked off by Bubba McDowell at the H3. Houston then drove 62 yards in 14 plays for a 53-yard FG to go ahead 17-10. On the Jets' next drive attempting to tie the game from the H3, Brad Baxter was stopped on 3rd and 1 for no gain, and then Freeman McNeil was halted on 4th and 1. The Jets got another shot when Lonnie Young's hit forced Moon to fumble at the H34 with 4:59 left, but the Oilers' defense stopped the Jets on 4 downs. The Jets' defense played extremely well holding the high-powered Houston offense to just 17 points while registering 4 sacks (2 by Mo Lewis), 2 FF and 1 INT. Toon tied for the 2nd most catches by a Jets' WR in a playoff game with 8-96-1 TD.

Jets	0	10	0	0	10
Houston	7	7	0	3	17

HOU — Givens 5 pass from Moon  
(DelGreco kick)  
NY — Toon 10 pass from O'Brien  
(Allegre kick)  
HOU — Givens 20 pass from Moon  
(DelGreco kick)  
NY — FG Allegre 33  
HOU — FG DelGreco 53

	NY	HOU
First Downs	18	21
Rushes-Yards	23-71	20-71
Passing Yards	214	232
Return Yards	0	32
Passes	31-21-3	40-28-1
Sacks By-Yards Lost	4-39	1-7
Punts-Avg.	2-36	2-44
Fumbles-Lost	0-0	3-1
Penalties-Yards	5-45	8-55
Time of Possession	26:20	33:40

### INDIVIDUAL STATISTICS

RUSHING- NY: Hector 12-46; Baxter 5-14; O'Brien 2-10; McNeil 4-1  
HOU: White 17-65; Moon 3-6  
PASSING- NY: O'Brien 31-21-221-1 TD-3 INT  
HOU: Moon 40-28-271-2 TD-1 INT  
RECEIVING- NY: Toon 8-96; Moore 4-70; McNeil 4-23; Boyer 3-20; Mathis 2-12  
HOU: Hill 9-77; Givens 6-77; Jeffires 4-49; White 4-31; Duncan 4-24,  
Harris 1-7

# PLAYOFF RECORDS

## TEAM

### POINTS

Most—44 at Cincinnati, Jan. 9, 1983 (44-17)

Fewest—0 at Miami, Jan. 23, 1983 (14-0)

Most by Opp.—31 Buffalo at N.Y., Dec. 27, 1981 (31-27)

Fewest by Opp.—7 Baltimore in Super Bowl III, Jan. 12, 1969 (16-7)

### YARDS TOTAL OFFENSE

Most—517 at Cincinnati, Jan. 9, 1983

Fewest—139 at Miami, Jan. 23, 1983

Most by Opp.—558 at Cleveland, Jan. 3, 1987

Fewest by Opp.—198 at Miami, Jan. 23, 1983

### YARDS RUSHING

Most—234 at Cincinnati, Jan. 9, 1983 (34 carries)

Fewest—58 vs. New England, Dec. 28, 1985 (21 carries)

Most by Opp.—143 Baltimore in Super Bowl III, Jan. 12, 1969 (23 carries)

Fewest by Opp.—44 Oakland at N.Y., Dec. 29, 1968 (19 carries)

### YARDS NET PASSING

Most—348 vs. Buffalo, Dec. 27, 1981 (28 of 51)

Fewest—77 at Miami, Dec. 23, 1983 (15 of 37)

Most by Opp.—483 at Cleveland, Jan. 3, 1987 (34 of 65)

Fewest by Opp.—60 at Miami, Jan. 23, 1983 (9 of 21)

## INDIVIDUAL

**Most Yards Rushing**—202 McNeil at Cincinnati, Jan. 9, 1983 (22 carries)

**Most Yards Passing**—377 Todd vs. Buffalo, Dec. 27, 1981 (28 of 51)

**Most Receptions**—9 Toon vs. New England, Dec. 28, 1985 (93 yards)

**Most Yards Receiving**—169 Walker at L.A. Raiders, Jan. 15, 1983 (7 receptions)

**Scoring**—14 Leahy at Cincinnati, Jan. 9, 1983 (3-3 FG, 5-5 PAT)

# ALL-TIME ROSTER 1960-96

## PLAYER, POSITION, SEASON, COLLEGE

**A** Abramowitz, Sid, T, 1985, Tulsa  
 Abruzzese, Ray, DB, 1965-66, Alabama  
 Adamle, Mike, RB, 1973-74, Northwestern  
 Adkins, Margene, WR, 1973, Hutchinson JC  
 Aguiar, Louie, P-K, 1991-93, Utah State  
 Alexander, Dan, G, 1977-89, Louisiana State  
 Alexander, Dave, C, 1996, Tulsa  
 Alexander, Rogers, LB, 1986, Penn State  
 Alford, Lynwood, LB, 1987, Syracuse  
 Alipate, Tuineau, LB, 1994, Washington  
 Allard, Don, QB, 1961, Boston College  
 Allegre, Raul, K, 1991, Texas  
 Alvers, Steve, TE-C, 1982, Miami  
 Ames Dave, HB, 1961, Richmnd  
 Anderson, Richie, RB, 1993-96, Penn State  
 Anderson, Stevie, WR, 1994, Grambling  
 Apple Jim, HB, 1961, Upsala  
 Arthur, Gary, TE, 1970-71, Miami, O.  
 Atkins, Bill, DB, 1962-63, Auburn  
 Atkinson, Al, LB, 1965-74, Villanova  
 Augustyniak, Mike, RB, 1981-83, Purdue  
 Austin, Darrell, G-C, 1975-78, South Carolina  
 Avellini, Bob, QB, 1984, Maryland

**B** Bailey, Henry, WR-KR, 1996, UNLV  
 Bailey, Jim, DT, 1975, Kansas  
 Bain, Bill, T, 1986, Southern California  
 Baird, Bill, DB 1963-69, San Francisco St.  
 Baker, Larry, T, 1960, Bowling Green  
 Baker, Ralph, LB, 1964-74, Penn State  
 Baldwin, Don, DE, 1987, Purdue  
 Baldwin, Tom, DT, 1984-88, Tulsa  
 Banker, Ted, G-T, 1984-88, SE Missouri  
 Barber, Kurt, LB-DE, 1992-95, Southern California  
 Barber, Marion, RB, 1982-88, Minnesota  
 Barkum, Jerome, WR-TE, 1972-83, Jackson State  
 Barnes, Ernie, T, 1960, North Carolina College  
 Barzilauskas, Carl, DT, 1974-77, Indiana  
 Bates, Ted, LB, 1963, Oregon State  
 Battle, Mike, DB 1969-70, Southern California  
 Batton, Bobby, RB, 1980, Nevada-Las Vegas  
 Baxter, Brad, FB, 1989-95, Alabama State  
 Baxter, Fred, TE, 1993-96, Auburn  
 Bayless, Tom, G, 1970, Purdue  
 Beach, Sanjay, WR, 1989, Colorado State  
 Beavers, Aubrey, LB, 1996, Oklahoma  
 Bell, Bobby, LB, 1984, Missouri  
 Bell, Ed, DB, 1960, Pennsylvania  
 Bell, Ed, WR, 1970-75, Idaho State  
 Bell, Kevin, WR, 1978, Lamar  
 Benfatti, Lou, DT, 1994-96, Penn State  
 Bennett, Barry, DE-DT, 1982-88, Concordia, MN  
 Bennett, Woody, RB, 1979-80, Miami  
 Benson, Troy, LB, 1986-89, Pittsburgh  
 Bernhardt, Roger, G, 1974, Kansas  
 Bernich, Ken, LB, 1975, Auburn  
 Betha, Adam, DT, 1987, Wichita State  
 Beverly, Randy, CB, 1967-69, Colorado State  
 Biggs, Verlon, DE, 1965-70, Jackson State  
 Bingham, Guy, C-G-T, 1980-88, Montana  
 Bjorklund, Hank, RB, 1972-74, Princeton  
 Blake, Jeff, QB, 1992-93, East Carolina  
 Blanchard, Cary, K, 1992-93, Oklahoma State  
 Blearner, Jeff, T, 1977, Penn State  
 Bligen, Dennis, RB, 1984-87, St. John's  
 Blinka, Stan, LB, 1979-83, Sam Houston State  
 Boatwain, Harry, G-T, 1996, New Haven  
 Bob, Adam, LB, 1989, Texas A&M  
 Bobo, Hubert, LB, 1961-62, Ohio State  
 Bock, John, C, 1995, Indiana State  
 Bohling, Dewey, HB, 1960-61, Hardin-Simmons  
 Bookman, John, DB, 1961, Miami  
 Booty, John, S-CB, 1988-90, Texas Christian  
 Boozer, Emerson, RB, 1966-75, Maryland State  
 Boyer, Mark, TE, 1990-92, Southern California  
 Brady, Kyle, TE, 1995-96, Penn State  
 Brann, Solomon, DB, 1967, Morris Brown  
 Briggs, Walter, QB, 1987, Montclair State  
 Brim, Mike, CB, 1991-92, Virginia Union  
 Brister, Bubby, QB, 1995, NE Louisiana  
 Brister, Willie, TE, 1974-75, Southern  
 Brock, Matt, DT, 1995-96, Oregon  
 Brooks, Bob, HB, 1961, Ohio U.  
 Brooks, Clifford, S, 1976, Tennessee State  
 Brophy, Jay, LB, 1987, Miami  
 Brown, Anthony (A.B.), RB, 1989-92, West Virginia  
 Brown, James, T, 1993-95, Virginia State  
 Brown, Preston, WR, 1983, Vanderbilt  
 Browne, Gordie, T, 1974-75, Boston College  
 Browning, Charlie, HB, 1965, Washington  
 Bruckner, Nick, WR, 1983-85, Syracuse  
 Buckley, Don, WR, 1976, North Carolina State  
 Budrewicz, Tom, G, 1961, Brown  
 Burgess, Fernanza, S, 1984, Morris Brown

Burke, Joe, RB, 1987, Rutgers  
 Burkett, Chris, WR, 1989-93, Jackson State  
 Burns, Bob, RB, 1974, Georgia  
 Burton, Al, DE, 1977, Bethune-Cookman  
 Burton, Leon, HB, 1960, Arizona State  
 Butler, Bob, G, 1963, Kentucky  
 Buttle, Greg, LB, 1976-84, Penn State  
 Byrd, Dennis, DT-DE, 1989-92, Tulsa

**C** Cadigan, Dave, G-T, 1988-93, Southern California  
 Cadrez, Glenn, LB, 1992-95, Houston  
 Callahan, Dan, G, 1960, Akron  
 Cambal, Dennis, TE, 1973, William & Mary  
 Campbell, Ken, 1960, West Chester State  
 Canley, Sheldon, RB, 1992, San Jose St.  
 Capria, Carl, S, 1975, Purdue  
 Carpenter, Rob, WR-KR, 1992-94, Syracuse  
 Carpenter, Ron, S-KR, 1995-96, Miami (OH)  
 Carpenter, Steve, S, 1980, Western Illinois  
 Carrell, Duane, P, 1976-77, Florida State  
 Carroll, Jim, LB, 1969, Notre Dame  
 Carson, Kern, HB, 1965, San Diego State  
 Carter, Dexter, RB-KR, 1995, Florida State  
 Carter, Gerald, WR, 1980, Texas A&M  
 Carter, Russell, CB-S, 1984-87, SMU  
 Cascadden, Chad, LB, 1995-96, Wisconsin  
 Casillas, Tony, DT, 1994-95, Oklahoma  
 Caster, Richard, TE-WR 1970-77, Jackson State  
 Ceaser, Curtis, WR, 1995, Grambling  
 Chaffey, Pat, RB, 1992-93, Oregon State  
 Chalenski, Mike, DE-DT, 1996, UCLA  
 Chickillo, Tony, DE, 1981, Miami  
 Chirico, John, RB, 1987, Columbia  
 Chlebek, Ed, QB, 1963, Western Michigan  
 Chmorszak, Steve, DT, 1966, Syracuse  
 Chrebit, Wayne, WR, 1995-96, Hofstra  
 Christy, Dick, HB-KR, 1961-63, North Carolina State  
 Christy, Earl, DB-KR, 1966-68, Maryland State  
 Clifton, Kyle, LB, 1984-96, Texas Christian  
 Cobb, Reggie, RB, 1996, Tennessee  
 Cockrell, Gene, T, 1960-62, Hardin-Simmons  
 Cofield, Timmy, LB, 1989, Elizabeth City State  
 Cole, Robin, LB, 1988, New Mexico  
 Coleman, Keo, LB, 1992, Mississippi State  
 Coleman, Marcus, CB-S, 1996, Texas Tech  
 Collins, Trent, S, 1987, San Diego State  
 Cooke, Ed, DE, 1960-63, Maryland  
 Coombs, Tom, TE, 1982, Idaho  
 Cooper, Thurlow, TE, 1960-62, Maine  
 Cornelison, Martin, C, 1987, North Carolina State  
 Corvino, Anthony, G-T, 1987, So. Connecticut  
 Coss, Eric, G-C, 1987, Temple  
 Crable, Bob, LB, 1982-87, Notre Dame  
 Crane, Paul, LB, 1966-72, Alabama  
 Criswell, Jeff, T, 1988-94, Graceland (IA)  
 Crosby, Ron, LB, 1979-83, Penn State  
 Crutchfield, Dwayne, FB, 1982-83, Iowa State  
 Cummings, Ed, LB, 1964, Stanford  
 Cunningham, Eric, G, 1979-80, Penn State  
 Curtis, Travis, S, 1990, West Virginia

**D** D'Agostino, Frank, G, 1960, Auburn  
 D'Agostino, Lou, RB, 1996, Rhode Island  
 D'Amato, Mike, DB, 1968, Hofstra  
 Darby, Paul, WR, 1979-80, S W Texas State  
 Davidson, Chy, WR, 1984-85, Rhode Island  
 Davis, Bob, QB, 1970-72, Virginia  
 Davis, Darrell, DE, 1990-91, Texas Christian  
 Davis, Jerry, DB, 1975, Morris Brown  
 Davis, Steve, RB, 1975-76, Delaware State  
 Davis, Tyrone, TE-WR, 1995-96, Virginia  
 Dawkins, Dale, WR, 1990-93, Miami  
 DeFelice, Nick, T, 1965, So. Connecticut  
 DeLoach, Ralph, DE, 1981, California  
 DeLuca, Sam, G, 1964-66, South Carolina  
 Demory, Bill, QB, 1973, Arizona  
 Dennis, Mike, CB, 1984, Wyoming  
 Dennison, Glenn, TE, 1984, Miami  
 Denson, Keith, WR-KR, 1976, San Diego State  
 DeOssie, Steve, LB, 1993, Boston College  
 Dierking, Scott, RB, 1977-83, Purdue  
 Diggs, Shelton, WR, 1977, Southern California  
 Dixon, Cal, C, 1992-95, Florida  
 Dixon, Titus, WR-KR, 1989, Troy State  
 Dockery, John, CB-WR, 1968-71, Harvard  
 Dombrowski, Leon, G, 1960, Delaware  
 Domres, Marty, QB, 1977, Columbia  
 Donnahoo, Roger, DB, 1960, Michigan State  
 Dorow, Al, QB, 1960-61, Michigan State  
 Douglas, Hugh, DE, 1995-96, Central St. (OH)  
 Dressel, Chris, TE, 1989-91, Stanford  
 Dudek, Mitch, G, 1966, Xavier  
 Duffy, Roger, C-G, 1990-96, Penn State

Dukes, Mike, LB, 1965, Clemson  
Dunn, K. D., TE, 1988-89, Clemson  
Dupre, Chuck, DB, 1960, Baylor  
Dykes, Donald, CB, 1979-81, S.E. Louisiana  
Dykes, Sean, CB, 1987, Bowling Green

**E** Earley, Jim, FB, 1978, Michigan State  
Eason, Tony, QB, 1989-90, Illinois  
Eatman, Irv, T, 1991-92, UCLA  
Ebersole, John, LB, 1970-77, Penn State  
Elam, Onzy, LB, 1987-88, Tennessee State  
Elder, Donnie, CB, 1985, Memphis State  
Eliopoulos, Jim, LB, 1983-85, Wyoming  
Elliott, John, T, 1996, Michigan  
Elliott, John, DT, 1967-73, Texas  
Ellis, Kwame, CB, 1996, Stanford  
Ellis, Roger, C, 1960-62, Maine  
Epps, Phillip, WR, 1989, Texas Christian  
Esiason, Boomer, QB, 1993-95, Maryland  
Evans, Donald, DT, 1994-95, Winston-Salem State  
Evans, Jim, WR, 1964, Texas Western

**F** Faaola, Nuu, RB, 1986-89, Hawaii  
Fagan, Julian, P, 1973, Mississippi  
Farasopoulos, Chris, S-KR, 1971-73, Brigham Young  
Farmer, Roger, WR, 1979, Baker (Kan.)  
Faulkner, Jeff, DT, 1996, Southern  
Fautrot, Ron, DE-LB, 1984-85, Arkansas  
Felt, Dick, DB, 1960-61, Brigham Young  
Ferguson, Bill, LB, 1973-74, San Diego State  
Ficca, Dan, G, 1960-63, Southern California  
Fields, Jerry, LB, 1961-62, Ohio State  
Fields, Joe, C, 1975-87, Widener  
Finnie, Roger, T-DT, 1969-72, Florida A&M  
Fishback, Joe, DB, 1992, Carson-Newman  
Flick, Tom, QB, 1987, Washington  
Flowers, Charlie, RB, 1962, Mississippi  
Flowers, Larry, S, 1985, Texas Tech  
Floyd, George, DB, 1982-84, Eastern Kentucky  
Flynn, Don, HB, 1961, Houston  
Foley, Dave, T, 1969-71, Ohio State  
Foley, Glenn, QB, 1994-96, Boston College  
Fontes, Wayne, DB, 1962, Michigan State  
Foster, Derrick, RB, 1987, Wm. Paterson  
Foster, Jerome, DE, 1986-87, Ohio State  
Fournet, Sid, G, 1962-63, Louisiana State  
Fowler, Bob, FB, 1962, Tennessee  
Franks, Elvis, DE, 1986, Morgan State  
Frase, Paul, DE-DT, 1988-94, Syracuse  
Furey, James, DB, 1961, Kansas State

**G** Gaffney, Derrick, WR, 1978-84, 87, Florida  
Gaines, Clark, RB, 1976-80, Wake Forest  
Galbreath, Harry, G, 1996, Tennessee  
Galigher, Ed, DT-DE, 1972-76, UCLA  
Galvin, John, LB, 1988, 1990-91 Boston College  
Gantt, Greg, P, 1974-75, Alabama  
Garalczyk, Mark, DE, 1988, Western Michigan  
Garbarczyk, Tony, DE, 1987, Wake Forest  
Garrett, Carl, RB, 1975, New Mexico Highlands  
Gastineau, Mark, DE, 1979-88, East Central (OK)  
Geier, Mitch, G-T, 1987, Troy State  
Gammora, Louie, RB-KR, 1976, Utah State  
Glenn, Aaron, CB, 1994-96, Texas A&M  
Glenn, Howard, G, 1960, Linfield  
Glenn, Kerry, CB, 1985-89, Minnesota  
Godfrey, Chns, DT, 1980, Michigan  
Gordon, Alex, LB, 1987-89, Cincinnati  
Gordon, Cornell, CB, 1965-69, North Carolina A&T  
Graham, Don, LB, 1988, Penn State  
Graham, Jeff, WR, 1996, Ohio State  
Graham, Scottie, RB, 1992, Ohio State  
Grant, Reggie, CB, 1978, Oregon  
Grantham, James (Larry), LB, 1960-72, Mississippi  
Gray, Jim, DB, 1966, Toledo  
Gray, Moses, T, 1961-62, Indiana  
Green, John, QB, 1962-63, Tennessee-Chattanooga  
Green, Victor, CB, 1993-96, Akron  
Greenwood, Carl, CB, 1995-96, UCLA  
Gregory, Ken, WR, 1963, Whittier  
Gresham, Bob, RB, 1975-76, West Virginia  
Griggs, Billy, TE, 1985-89, Virginia  
Grossart, Kyle, QB, 1981, Oregon State  
Grosscup, Clyde, (Lee), QB, 1962, Utah  
Gucciaro, Pat, DB, 1966, Kent State  
Guesman, Dick, DT-K, 1960-63, West Virginia  
Guilbeau, David (Rusty), LB-DE, 1982-86, McNeese State  
Gunn, Mark, DE, 1991-94, 1996, Pittsburgh  
Gunter, Greg, C, 1985, C.W. Post

**H** Haight, Mike, G-T, 1986-91, Iowa  
Hall, Galen, QB, 1963, Penn State  
Hamilton, Bobby, DE, 1996, Southern Mississippi  
Hamilton, Rick, LB, 1996, Central Florida  
Hamilton, Harry, S, 1984-87, Penn State  
Hammond, Steve, LB, 1988, Wake Forest  
Hansen, Brian, P, 1994-96, Sioux Falls  
Hardee, Billy, CB, 1977, Virginia Tech

Harkey, Steve, RB, 1971-72, Georgia Tech  
Harmont, Mike, WR, 1983, Mississippi  
Harper, Bruce, RB-KR, 1977-84, Kutztown St.  
Harper, Michael, WR-KR, 1986-89, Southern California  
Harris, Jim, DT, 1965-67, Utah State  
Hart, Pete, FB, 1960, Hardin-Simmons  
Haseing, Carlton, G, 1995, Pitt-Johnstown  
Haslerig, Clint, WR 1976, Michigan  
Haslet, Jim, LB, 1987, Indiana, Pa.  
Hasty, James, CB, 1988-94, Washington State  
Hayes, Melvin, T, 1995, Mississippi State  
Hayes, Ray, DT, 1968, Toledo  
Haynes, Abner, HB, 1967, North Texas State  
Hector, Johnny, RB, 1983-92, Texas A&M  
Heeter, Gene, TE, 1963-65, West Virginia  
Henke, Karl, DE, 1968, Tulsa  
Hennessy, John, DE-LB, 1977-79, Michigan  
Hennigan, Mike, LB, 1976-78, Tennessee Tech  
Herman, Dave, G, 1964-73, Michigan State  
Herndon, Don, DB, 1960, Tampa  
Hicks, Clifford, CB-KR, 1993-94, Oregon  
Hicks, Wilmer Kenzie (W.K.), S, 1970-72, Texas Southern

Hill, Winston, T, 1963-76, Texas Southern  
Hinton, Chuck, DT, 1971, North Carolina College  
Holomon, Gus, S, 1970-72, Houston  
Hoey, George, DB, 1975, Michigan  
Hogan, Marc, CB, 1987, Tennessee  
Holman, Scott, WR, 1987, Oregon  
Holmes, Jerry, CB, 1980-83, 1986-87, West Virginia  
Holtz, Gordy, DT, 1964, Minnesota  
Hord, Ambrose (Roy), G, 1963, Duke  
Howard, Carl, CB, 1985-90, Rutgers  
Howard, Harry, S, 1976, Ohio State  
Howell, Delles, CB, 1973-75, Grambling  
Howfield, Bobby, K, 1971-73, None  
Houston, Bobby, LB, 1991-96, North Carolina State  
Howard, Erik, DT, 1995-96, Washington State  
Hudock, Mike, C, 1960-65, Miami  
Hudson, Jim, S, 1965-70, Texas  
Hudson, John, C, 1996, Auburn  
Humphrey, Bobby, CB-WR-KR, 1984-89, New Mexico State  
Humphrey, Tom, G, 1987, Iowa  
Hunter, Eddie, RB, 1987, Virginia Tech  
Hunter, Stan, WR, 1987, Bowling Green  
Hynes, Paul, DB, 1961-62, Louisiana Tech

**I** Iacavazzi, Cosmo, FB, 1965, Princeton  
Iwanowski, Mark, TE, 1978, Pennsylvania

**J** Jackson, Bobby, CB, 1978-85, Florida State  
Jackson, Charles, LB, 1985-86, Washington  
Jackson, Clarence, "Jazz", RB, 1974-76, Western Kentucky  
Jackson, Joe, DE, 1972-73, New Mexico State  
Jacobs, Dave, K, 1979, Syracuse  
Jacobs, Proverb, T, 1961-62, California  
Jamieson, Dick, QB, 1960-61, Bradley  
Janerette, Charlie, DT, 1963, Penn State  
Jarvis, Ralph, DE, 1988, Temple  
Jasper, Vince, G, 1987, Iowa State  
Jennings, Dave, P, 1985-87, St. Lawrence  
Jerome, Jim, LB, 1977, Syracuse  
Joachim, Steve, QB, 1976, Temple  
Joe, Billy, FB, 1967-68, Villanova  
Johnson, Anthony, RB, 1994, Notre Dame  
Johnson, Jesse, DB, 1980-83, Colorado  
Johnson, John (Curley), P-HB, 1961-69, Houston  
Johnson, Johnny, RB, 1993-94, San Jose State  
Johnson, Kenneth, S, 1990, Florida A & M  
Johnson, Keyshawn, WR, 1996, Southern California  
Johnson, Mario, DT, 1992, Missouri  
Johnson, Troy, LB, 1990-91, Oklahoma  
Johnston, Mark, DB, 1964, Northwestern  
Jones, Bobby, WR, 1978-82, None  
Jones, Don, LB, 1992-93, Washington  
Jones, Gary, S, 1995-96, Texas A&M  
Jones, Jimmie, DE, 1969-70, Wichita State  
Jones, John (J.J.), QB, 1975, Fisk  
Jones, Johnny "Lam", WR, 1980-85, Texas  
Jones, Ken, T, 1987, Arkansas State  
Jones, Marvin, LB, 1993-96, Florida State  
Jones, Scott, T, 1990, Washington  
Joseph, Vance, CB, 1995, Colorado  
Julian, Fred, DB, 1960, Michigan

**K** Kalimer, Karl, TE, 1962, Boston U.  
Katicik, Joe, T, 1960, Notre Dame  
Kattus, Eric, TE, 1992, Michigan  
Keller, Larry, LB, 1976-78, Houston  
Kelly, Joe, LB, 1990-92, Washington  
Kelly, Pat, TE, 1990-91, Syracuse  
Kenerson, John, G, 1962, Kentucky State  
Kindig, Howard, C, 1974, Cal. St. - L.A.  
King, Gordon, T, 1986-87, Stanford  
King, Henry, DB, 1967, Utah State  
Kirksey, Roy, G, 1971-72, Maryland State  
Klecko, Joe, DE-DT, 1977-87, Temple

Klever, Victor (Rocky), RB, 1983-87, Montana  
Klotz, Jack, T., 1960-63, Penn Military  
Knight, David, WR, 1973-77, William & Mary  
Knight, Leander, CB, 1989, Montclair State  
Koegel, Warren, C., 1974, Penn State  
Kors, R. J., S., 1991-92, Long Beach State  
Kovac, Ed, HB, 1962, Cincinnati  
Krevis, Al, T., 1976, Boston College  
Kroll, Alex, C., 1962, Rutgers  
Kurisko, Jamie, TE, 1987, So. Connecticut

**L** Lageman, Jeff, DE-LB, 1989-94, Virginia  
Lamberti, Pasquale, HB, 1961, Richmond  
Lammons, Pete, TE, 1966-71, Texas  
Lane, Skip, CB, 1984, Mississippi  
Lawson, Alphonzo, WR, 1964, Delaware State  
Leahy, Pat, K., 1974-91, St. Louis  
Lester, Lance, E., 1960, None  
Lewis, Kenny, RB, 1980-81, 1983, Virginia Tech  
Lewis, Mo., LB, 1991-96, Georgia  
Lewis, Richard, LB, 1974-75, Portland State  
Lewis, Sherman, DB, 1966-67, Michigan State  
Lewis, Sid, CB, 1987, Penn State  
Leonard, Cecil, DB, 1969-70, Tuskegee  
Lilja, George, T., 1983-84, Michigan  
Linhart, Toni, K., 1979, Austria Tech  
Liske, Pete, QB-DB, 1964, Penn State  
Little, John, DT-DE, 1970-74, Oklahoma State  
Lomas, Mark, DT-DE, 1970-74, No. Arizona  
Long, Kevin, RB, 1977-81, South Carolina  
Look, Dean, QB, 1962, Michigan State  
Lott, Ronnie, S., 1993-94, Southern California  
Lowery, Nick, K., 1994-96, Dartmouth  
Luscinski, Jim, T., 1982, Norwich  
Lustig, Booth, K., 1967, None  
Lyles, Lester, S., 1985-87, Virginia  
Lynn, Johnny, CB-S, 1979-86, UCLA  
Lyons, Marty, DT-DE, 1979-89, Alabama

**M** Mabra, Ron, CB, 1977, Howard  
Mackey, Dee, TE, 1963-65, East Texas State  
Mackey, Kyle, QB, 1989, East Texas State  
Mackey, Robert, C., 1960, Boston U.  
Malamala, Siupeli, T., 1992-95, Washington  
Malone, Mark, QB, 1989, San Diego State  
Marinero, Ed, RB, 1976, Cornell  
Marques, Robert, C., 1960, Boston U.  
Marshall, Ed, WR, 1976, Cameron State  
Marshall, Charles (Tank), DT, 1977, Texas A&M  
Marshall, Leonard, DT, 1993, Louisiana State  
Marshall, Wilber, LB, 1995, Florida  
Martin, Blanche, HB, 1960, Michigan State  
Martin, Bob, LB, 1976-79, Nebraska  
Martin, Saladin, DB, 1980, San Diego State  
Martin, Tracy, WR, 1987, North Dakota  
Marvaso, Tommy, S-CB, 1976-77, Cincinnati  
Mason, Eddie, LB, 1995-96, N. Carolina  
Mathis, Bill, RB, 1960-69, Clemson  
Mathis, Terance, WR-KR, 1990-93, New Mexico  
Matich, Trevor, C-G-T-TE, 1990-91, Brigham Young  
Matlock, John, CB, 1967, Miami  
May, Sherriden, FB, 1995-96, Idaho  
Mayes, Mike, CB, 1990, Louisiana State  
Maynard, Don, WR, 1960-72, Texas Western  
McAdams, Bob, DE, 1963-64, North Carolina College  
McAdams, Carl, DT-LB, 1967-69, Oklahoma  
McArthur, Kevin, LB, 1986-89, Lamar  
McCartney, Pete, G., 1987, Louisville  
McCusker, Jim, T., 1964, Pittsburgh  
McDaniel, Ed (Wahoo), LB, 1964-65, Oklahoma  
McClain, Clifford, RB, 1970-73, South Carolina State  
McElroy, Reggie, T., 1983-89, West Texas State  
McGlasson, Ed, C., 1979, Youngstown State  
McIver, Everett, T., 1994-95, Elizabeth City State  
McKibben, Mike, LB, 1979-80, Kent State  
McMillan, Erik, S., 1988-92, Missouri  
McMullan, John, G., 1960-62, Notre Dame  
McNeil, Emanuel, DT, 1990, Tennessee-Martin  
McNeil, Freeman, RB, 1981-92, UCLA  
Mehl, Lance, LB, 1980-87, Penn State  
Mercein, Chuck, RB, 1970, Yale  
Merrill, Mark, LB, 1978-79, Minnesota  
Merrweather, Mike, LB, 1993, Pacific  
Mersereau, Scott, DT-DE, 1987-93, So. Connecticut  
Miano, Rich, S., 1985-89, Hawaii  
Michaels, Walt, LB, 1963, Washington & Lee  
Mickens, Ray, CB, 1996, Texas A&M  
Miller, Brett, T., 1990-92, Iowa  
Minter, Cedric, RB, 1984-85, Boise State  
Mischak, Bob, G., 1960-62, Army  
Mitchell, Johnny, TE, 1992-95, Nebraska  
Mitchell, Michael, CB, 1989, Howard Payne  
Mock, Mike, LB, 1978, Texas Tech  
Monger, Matt, LB, 1985-87, Oklahoma State  
Monk, Art, WR, 1994, Syracuse  
Moore, Derland, DT, 1986, Oklahoma  
Moore, Rob, WR, 1990-94, Syracuse  
Moore, Ronald, RB, 1995-96, Pittsburg St.  
Mooring, John, G., 1971-73, Tampa

Moreino, Joe, DE, 1978, Idaho State  
Morelli, Francis, T., 1962, Colgate  
Moresco, Tim, S., 1978-80, Syracuse  
Mott, Joe, LB, 1989-90, Iowa  
Mullen, Davlin, CB, 1983-86, Western Kentucky  
Mulligan, Wayne, C., 1974-75, Clemson  
Mumley, Nick, DE, 1960-62, Purdue  
Murrell, Adrian, RB, 1993-96, West Virginia

**N** Nagle, Browning, QB, 1991-93, Louisville  
Namath, Joe, QB, 1965-76, Alabama  
Nance, Jim, RB, 1973, Syracuse  
Neal, Richard, DT-DE, 1973-77, Southern  
Neidert, John, LB, 1968-69, Louisville  
Neil, Kenny, DE, 1981-83, Iowa State  
Neubert, Keith, TE, 1988-89, Nebraska  
Newman, Tim, RB, 1987, Johnson C. Smith  
Newsome, Billy, DE, 1975-76, Grambling  
Newton, Tom, RB, 1977-82, California  
Nichols, Gerald, DT, 1987-90, Florida State  
Norrie, David, QB, 1987, UCLA  
Nock, George, RB, 1969-71, Morgan State

**O** O'Brien, Ken, QB, 1983-92, Cal-Davis  
O'Connor, Tom, P., 1987, Boston College  
O'Donnell, Neil, QB, 1996, Maryland  
O'Dwyer, Matt, G., 1995-96, Northwestern  
O'Mahoney, Jim, LB, 1965-66, Miami  
O'Neal Steve, P., 1969-72, Texas A&M  
O'Neill, Bob, G., 1961, Notre Dame  
Odegard, Don, Boyd, CB-KR, 1990-91, Nevada-Las Vegas  
Oglesby, Alfred, DT, 1994, Houston  
Oliver, Jeff, G., 1989, Boston College  
Ornkotz, Dennis, LB, 1970, Penn State  
Osbourne, Rich, TE, 1976, Texas A&M  
Owens, Burgess, S., 1973-79, Miami  
Owens, Marv, WR, 1974, San Diego State

**P** Paglei, Joe, FB, 1960, Clemson  
Paige, Tony, FB, 1984-86, Virginia Tech  
Palawicz, Al, LB, 1977, Miami  
Palmer, Scott, DT, 1971, Texas  
Parilli, Vito (Babe), QB, 1968-69, Kentucky  
Parker, Artimus, S., 1977, Southern California  
Parker, Orlando, WR, 1994, Troy State  
Pashe, Bill, DB, 1964, George Washington  
Paulson, Dainard, DB, 1961-66, Oregon State  
Pellegrini, Joe, DT, 1978-79, Idaho  
Pellegro, Joe, C-G, 1982-83, Harvard  
Penrose, Craig, QB, 1980, San Diego State  
Perkins, Bill, FB, 1963, Iowa  
Perrault, Pete, T-G, 1963-67, 69-70, Boston U.  
Philbin, Gerry, DE, 1964-72, Buffalo  
Piccone, Lou, WR-KR, 1974-76, West Liberty State  
Pickel, Bill, DT, 1991-94, Rutgers  
Pieri, Damon, S., 1993, San Diego State  
Pillers, Lawrence, DE, 1976-80, Alcorn State  
Plunkett, Sherman, T., 1963-67, Maryland State  
Poole, Steve, LB, 1976, Tennessee  
Porter, Kevin, S., 1992, Auburn  
Powell, Art, WR, 1960-62, San Jose State  
Powell, Darnell, RB, 1978, Tennessee-Chattanooga  
Powell, Marvin, T., 1977-85, Southern California  
Price, Dennis, DB, 1991-92, UCLA  
Price, Jim, LB, 1963, Auburn  
Prior, Anthony, CB, 1993-95, Washington State  
Prokop, Joe, P., 1988-90, Cal-Poly Pomona  
Prout, Bob, S., 1975, Knox  
Puetz, Garry, G-T, 1973-78, Valparaiso

**R** Raba, Bob, TE, 1977-79, Maryland  
Radachowsky, George, S., 1987-89, Boston College  
Rademacher, Bill, DB-WR, 1964-68, Northern Michigan  
Ragusa, Pat, K., 1987, St. John's  
Ramsey, Chuck, P., 1977-84, Wake Forest  
Randall, Dennis, DT, 1967, Oklahoma State  
Rasheed, Kenyon, RB, 1995, Oklahoma  
Rasmussen, Randy, G., 1967-81, Kearney State  
Ray, Darrol, FS, 1980-84, Oklahoma  
Rechichar, Bert, FB, 1961, Tennessee  
Reed, Mark, QB, 1984, Moorhead State  
Reese, Steve, LB, 1974-75, Louisville  
Reich, Frank, QB, 1996, Maryland  
Reifsnnyder, Bob, DE, 1960-61, Navy  
Renn, Bobby, DB-WR, 1961, Florida State  
Richards, Perry, WR, 1962, Detroit  
Richards, Jim, S., 1968-69, Virginia Tech  
Richardson, Huey, DE, 1992, Florida  
Richardson, Jeff, G., 1967-68, Michigan State  
Riggins, John, RB, 1971-75, Kansas  
Riley, Eric, TE, 1987, Eastern Washington  
Riley, Larry, CB, 1978, Salem, W. Va.  
Riley, Leon, DB, 1961-62, Detroit  
Rivers, Jamie, LB, 1974-75, Bowling Green  
Roach, Travis, G., 1974, Texas  
Roberts, Wesley, DE, 1980, Texas Christian

Robinson, Gregg, DE-DT, 1978, Dartmouth  
Robinson, Jerry, WR, 1965, Grambling  
Robinson, Larry, CB, 1987, NW Louisiana  
Robinson, Malt, QB, 1977-79, Georgia  
Robinson, Bill, HB, 1960, Lincoln  
Rochester, Paul, DT, 1963-69, Michigan State  
Rogers, Steve, RB, 1976, Louisiana State  
Roman, John, T, 1976-82, Idaho State  
Rose, Ken, LB, 1987-89, Nevada-Lás Vegas  
Rosecrans, Jim, LB, 1976, Penn State  
Ross, David, E, 1960, Los Angeles State  
Rowley, Bob, LB, 1964, Virginia  
Rudolph, Ben, DT, 1981-86, Long Beach State  
Rudolph, Coleman, DE-DT, 1993, Georgia Tech  
Russ, Carl, LB, 1976-77, Michigan  
Ryan, Joe, E, 1960, Villanova  
Ryan, Pat, QB, 1978-89, Tennessee

**S** Sadowski, Troy, TE, 1992-93, Georgia  
Saidock, Tom, T, 1960-61, Michigan State  
Salaam, Abdul, (a.k.a. Larry Faulk), 1976-83, Kent State  
Sample, John, CB, 1966-68, Maryland State  
Sams, Ron, C-G, 1986, Pittsburgh  
Saplenza, Americo, HB, 1960, Villanova  
Satterwhite, Howard, WR, 1976, Sam Houston State  
Sauer, Jr., George, WR, 1965-70, Texas  
Schmidt, Henry, DT, 1966, Southern California  
Schmiesing, Joe, DT, 1974, New Mexico State  
Schmitt, John, C, 1964-73, Hofstra  
Schreiber, Adam, C, 1988-89, Texas  
Schroy, Ken, SS, 1977-84, Maryland  
Schweddes, Gerhard, FB, 1960, Syracuse  
Schweickert, Bob, WR, 1965, 1967, Virginia Tech  
Scott, Todd, S, 1995, SW Louisiana  
Scrabis, Bob, QB, 1960-62, Penn State  
Seiler, Paul, T-C, 1967, 1969, Notre Dame  
Shields, Billy, T, 1985, Georgia Tech  
Shockley, Bill, HB-K, 1960-62, West Chester State  
Shuler, Mickey, TE, 1978-89, Penn State  
Shumate, Mark, DE, 1985, Wisconsin  
Silvestri, Don, K, 1995-96, Pittsburgh  
Simkus, Arnie, DT, 1965, Michigan  
Singer, Curt, T, 1989, Tennessee  
Slaughter, Webster, WR, 1996, San Diego State  
Smith, Allen, HB, 1966, Findlay  
Smith, Don, DT, 1987, Miami  
Smith, Otis, CB, 1995-96, Missouri  
Smith, Reggie, WR-KR, 1987, North Carolina Central  
Smolinski, Mark, RB-TE, 1963-68, Wyoming  
Snell, Matt, FB, 1964-72, Ohio State  
Sohn, Kurt, WR-KR, 1981-88, Fordham  
Songin, Ed (Butch), QB, 1962, Boston College  
Songy, Treg, CB, 1987, Tulane  
Sowells, Rich, CB, 1971-76, Alcorn A&M  
Spicer, Rob, LB, 1973, Indiana  
Spindler, Marc, DT, 1995-96, Pittsburgh  
Springs, Kirk, DB, 1981-85, Miami, Ohio  
Stallworth, Ron, DE, 1989-90, Auburn  
Stargell, Tony, CB, 1990-91, Tennessee State  
Starks, Marshall, DB, 1963-64, Illinois  
Stavrovsky, Jason, K, 1992, Tulsa  
Stephens, Bruce, WR-KR, 1978, Columbia  
Stephens, Harold (Hayseed), QB, 1962, Hardin-Simmons  
Stephens, Mac, LB, 1990, Minnesota  
Stephens, Steve, TE, 1981, Oklahoma State  
Stewart, Wayne, TE, 1969-72, California  
Stromberg, Mike, LB, 1968, Temple  
Stricker, Tony, DB, 1963, Colorado  
Strugar, George, DT, 1962-63, Washington  
Stuckey, Jim, DE, 1986, Clemson  
Studdard, Vern, WR-KR, 1971, Mississippi  
Suggs, Shafer, DB, 1976-80, Ball State  
Sullivan, John, LB, 1979-80, Illinois  
Svihus, Bob, T, 1971-72, Southern California  
Sweeney, Jim, C-G-T, 1984-94, Pittsburgh  
Sweet, Tony, TE, 1987, Montclair State  
Swinney, Clovis, DT, 1971, Arkansas State  
Sydner, Jeff, WR-KR, 1995, Hawaii  
Szaro, Rich, K, 1979, Harvard

**T** Talamini, Bob, G, 1968, Kentucky  
Talarero, Mike, QB, 1964-67, Illinois  
Tannen, Steve, CB-S, 1970-74, Florida  
Taylor, Billy, RB, 1981, Texas Tech  
Taylor, Ed, CB, 1975-79, Memphis State  
Taylor, Mike, LB, 1972-73, Michigan  
Taylor, Troy, QB, 1990-91, California  
Terrell, Pat, S, 1994, Notre Dame  
Tharp, Tom (Corky), DB, 1960, Alabama  
Thomas, Blair, RB, 1990-93, Penn State  
Thomas, Earlie, CB, 1970-74, Colorado State  
Thomas, Eric, CB, 1993-94, Tulane  
Thomas, John, T, 1987, Toledo  
Thompson, Steve, DT, 1968-70, 1972-73, Washington  
Thornton, James, TE, 1993-94, Cal-Fullerton  
Tiller, Jim, HB, 1962, Purdue  
Todd, Richard, QB, 1976-83, 1986, Alabama

Toon, Al, WR, 1985-92, Wisconsin  
Torczon, LaVerne, DE, 1962-65, Nebraska  
Townsell, JoJo, WR-KR, 1985-90, UCLA  
Trudeau, Jack, QB, 1994, Illinois  
Turk, Godwin, LB, 1974-75, Southern  
Turner, Harley (Rocky), WR-S, 1972-73, Tennessee-Chattanooga  
Turner, Jim, K-QB, 1964-70, Utah State  
Turner, Marcus, DB, 1992-95, UCLA  
Turner, Maurice, RB, 1987, Utah State  
Turner, Robert (Bake), WR, 1963-69, Texas Tech  
Turner, Vince, DB, 1964, Missouri  
Tyler, Maurice, CB, 1977, Morgan State

**V** Van Dyke, Alex, WR, 1996, Nevada  
Van Galder, Tim, QB, 1973, Missouri  
Vick, Roger, FB, 1987-89, Texas A&M

**W** Waldemore, Stan, C-G-T, 1978-84, Nebraska  
Walker, Donnie, FS, 1975, Central State-O.  
Walker, Wesley, WR, 1977-89, California  
Walls, Henry, LB, 1987, Clemson  
Walsh, Ed, T, 1961, Penn Military  
Walton, Sam, T, 1968-69, East Texas State  
Ward, Chris, T, 1978-83, Ohio State  
Ware, David, T-G, 1993, Virginia  
Washington, Al, LB, 1981, Ohio State  
Washington, Brian, S, 1990-94, Nebraska  
Washington, Clyde, DB, 1963-65, Purdue  
Washington, Marvin, DE, 1989-96, Idaho  
Waszkewicz, Jim, LB, 1966-67, Wichita State  
Watters, Bob, DE, 1962-64, Lincoln  
Wegert, Ted, HB, 1960, None  
Weir, Sammy, WR, 1966, Arkansas State  
Wellsand, Doug, TE, 1990, Washington State  
Werf, Bob, DE, 1966, Miami  
Werner, Greg, TE 1989, Depauw  
West, David, DB, 1963, Central State-Oklahoma  
West, Mel, HB, 1961-63, Missouri  
West, Willie, DB, 1964-65, Oregon  
Wetzel, Marty, LB, 1981, Tulane  
Whisenhunt, Ken, TE, 1991-92, Georgia Tech  
White, Charlie, RB, 1971, Bethune-Cookman  
White, Dwayne, G, 1990-94, Alcorn State  
White, Lee, RB, 1968-70, Weber State  
Whitlatch, Blake, LB, 1978, Louisiana State  
Wildier, Bert, DT, 1964-67, North Carolina State  
Williams, Brent, DE, 1996, Toledo  
Williams, David, T, 1996, Florida  
Williams, Terry, CB, 1988-89, Bethune-Cookman  
Willig, Matt, T, 1992-95, Southern California  
Wills, Laddell, LB, 1987, Jackson State  
Wilson, Charles, WR, 1995, Memphis  
Wilson, Karl, DE, 1992-93, Louisiana State  
Winkel, Bob, DT, 1979-80, Kentucky  
Wisdom, Terrence, G, 1995, Syracuse  
Wise, Phil, S, 1971-76, Nebraska-Omaha  
Withycombe, Mike, T, 1988-89, Fresno State  
Wittech, Mike, LB, 1987, Northwestern  
Wood, Bill, DB, 1963, W. Va., Wesleyan  
Wood, Malcolm (Dick), QB, 1963-64, Auburn  
Wood, Richard, LB, 1975, Southern California  
Woodall, Frank (Al), QB, 1969-74, Duke  
Woodring, John, LB, 1981-85, Brown  
Woods, Larry, DT, 1974-75, Tennessee State  
Woods, Robert, T, 1973-77, Tennessee State  
Word, Roscoe, CB-KR, 1974-76, Jackson State  
Wren, Lowe, DB, 1961, Missouri  
Wright, Gordon, G, 1969, Delaware State

**Y** Yarborough, Ryan, WR, 1994-95, Wyoming  
Yearby, Bill, DT, 1966, Michigan  
Yohn, John (Dave), LB, 1963, Gettysburg  
Young, Lonnie, S, 1991-93, 1995-96, Michigan State  
Youngleman, Sid, DE, 1960-61, Alabama

**Z** Zapalac, Bill, DE-LB, 1971-73, Texas  
Zawatson, Dave, G-T, 1990, California  
Zornat, Eric, SS, 1996, California  
Zordich, Mike, S, 1987-88, Penn State

# ALL-TIME DRAFT

\*Did not sign with Jets in that year #Future selection

## 1960

### First Selections (drafted 2nd)

- \* Lewis Akin, E, Vanderbilt
- \* Chuck Allen, T, Alabama
- \* Bill Bucek, HB, Rice
- \* Jackie Burkett, C, Auburn
- \* Angelo Coia, HB, Southern California
- \* Jim Elfrid, C, Colorado State
- \* Don Ellersick, E, Washington State
- \* Don Floyd, T, TCU
- \* Prentice Gautt, FB, Oklahoma
- \* George Genyk, G, Michigan
- \* Larry Grantham, E, Mississippi
- \* Joe Graybeal, C, E, Kentucky State
- \* Jack Groner, QB, Washington & Lee
- \* George Izo, QB, Notre Dame
- \* Ed Kaohelaula, T, Oregon State
- \* Ed Kovac, HB, Cincinnati
- \* Mike Magac, T, Missouri
- \* Blanche Martin, FB, Michigan State
- \* Curt Merz, E, Iowa
- \* Eddie Meyer, T-G, West Texas State
- \* Gene Miller, T-G, Rice
- \* Jim Mooty, HB, Arkansas
- \* Mike Morin, HB, Knox
- \* Nick Patella, G, Wake Forest
- \* Don Perkins, HB, New Mexico
- \* David Ross, E, Los Angeles State
- \* Roger Smith, G, Auburn
- \* Don Stallings, T, North Carolina State
- \* Larry Stephens, T-G, Texas
- \* Jim St. Clair, QB, Santa Barbara State
- \* Jim Stinnette, FB, Oregon State
- \* David Wilemon, T, SMU

### Second Selections

- \* Pete Abadie, E, Tulane
- \* Ramon Armstrong, T-G, Texas Christian
- \* Dave Baker, E, Syracuse
- \* Richard Brooks, E, Purdue
- \* Roger Brown, T-G, Maryland State
- \* Tom Budrewicz, T-G, Brown
- \* Bob Coiburn, QB, Bowling Green
- \* Larry Essenmacker, T-G, Alma
- \* Jim Gorman, T-G, McMurry
- \* Marshall Harris, HB, Texas Christian
- \* Garney Henley, HB, Huron, S.D.
- \* Jim Hunt, T-G, Purdue
- \* Gordon Leboeuf, HB, Texas A&M
- \* James Nemeth, C, South Carolina
- \* Bob Paul, T-G, Kent State
- \* Steve Rasso, HB, Cincinnati
- \* Royce Shelton, HB, Stephen F. Austin
- \* Gerry Skonieczki, E, Syracuse
- \* Andy Stynchula, T-G, Penn State
- \* Frank Wilson, HB, John Carroll

Exact data unavailable for 1960

## 1961

### (drafted 2nd)

1. \*Tom Brown, G, Minnesota
2. \*Herb Adderly, HB, Michigan State
3. Traded to Buffalo
4. Traded to Denver
5. \*Tom Matte, QB, Ohio State
6. \*Bill Brown, FB, Illinois
7. \*Fred Mautino, E, Syracuse
8. \*Harold Beaty, T, Oklahoma State
9. \*Bernie Casey, FB, Bowling Green
10. \*Joe Scibeli, T, Notre Dame
11. \*Art Gilmore, HB, Oregon State
12. \*Norris Stevenson, HB, Missouri
13. \*Joe Wendryhosi, T, Illinois
14. \*Jim Cunningham, FB, Pittsburgh
15. \*Irv Cross, E, Northwestern
16. \*Jerry Steffen, HB, Colorado
17. \*Mike Pyle, T, Yale
18. \*Allred Bentley, E, Arkansas State
19. \*Jim Kerr, HB, Penn State
20. \*Neil Plumley, T, Oregon State
21. Bob Brooks, FB, Ohio State
22. \*Wayne Fontes, HB, Michigan State
23. \*Mickey Walker, HB, Michigan State
24. \*Howard Dyer, QB, VMI
25. \*Andy Griffith, HB, AIC
26. #Bob Smith, HB, UCLA
27. Moses Gray, T, Indiana
28. #Fred Cox, HB, Pittsburgh
29. Traded to Houston
30. \*William Minnerly, HB, Connecticut

## 1962

### (drafted 5th)

1. \*Sandy Stephens, QB, Minnesota
2. Alex Kroll, C, Rutgers
3. Fate Echols, T, Northwestern
4. Ed Blaine, G, Missouri
5. Traded to Dallas Texans
6. Mel Melin, QB, Washington State
7. George Mans, E, Michigan
8. John Lomakoski, T, W Michigan
9. Gary Barnes, E, Clemson
10. Ted Stute, T, Ohio U.
11. Curtis Miranda, C, Florida A&M
- 12a. Bill Winter, T, West Virginia
- 12b. Traded to San Diego
13. \*Wilburn Hollis, QB, Iowa
14. #Bert Wilder, T, North Carolina State
15. Sam Mudie, HB, Rutgers
16. Jim Smith, T, Penn State
17. Allen Miller, G, Ohio
18. Buddy Iles, E, Texas Christian
19. Reed Bohovich, T, Lehigh
20. Judge Dickson, FB, Minnesota
21. Ron Hatcher, FB, Michigan State
22. Tom Nolan, T, Penn Military
23. John Kuprok, E, Pittsburgh
24. \*John Counts, HB, Illinois
25. \*Russ Warren, HB, Columbia
26. #Chuck Morris, HB, Mississippi
27. #Jerry Archer, C, Pittsburgh State
28. #Walter Nikirk, T, Houston
29. #Frank Parker, T, Oklahoma State
30. #Mike McClellan, HB, Oklahoma
31. #L. E. Hicks, T, Florida
32. \*#Don Jonas, HB, Penn State
33. #Nick Maravich, T, North Carolina State
34. #Dick Wilson, C, Penn State

## 1963

### (drafted 3rd)

1. \*Jerry Stovall, HB, Louisiana State
2. Traded to Denver
3. \*Willie Richardson, E, Jackson State
4. John Contoulis, T, Connecticut
5. \*John Mackey, E, Syracuse
6. Jim Price, LB, Auburn
7. Louis Guy, HB, Mississippi
8. Bill King, QB, Dartmouth
9. Stan Sanders, E, Whittier
10. \*Tony Liscio, T, Tulsa
11. Traded to Buffalo
- 12a. Joe Craver, LB, North Carolina
- 12b. Tom Lucas, E, Texas
13. Olin Hill, T, Furman
14. Traded to San Diego
15. #Pete Liske, QB, Penn State
16. \*Nick Ryder, HB, Miami
17. Charles Johnson, G, Villanova
18. Bill Munsey, HB, Minnesota
19. Gary Kroner, HB, Wisconsin
20. John Johnson, T, Indiana
21. \*Ron VanderKelen, QB, Wisconsin
22. \*Bill Thornton, FB, Nebraska
23. Lou Rettino, FB, Villanova
24. Lowell Caylor, HB, Miami (O.)
25. Joe Baughan, T, Auburn
26. \*#Terry Monaghan, T, Penn State
27. #Dave Herman, G, Michigan State
28. #Mike Taliaferro, QB, Illinois
29. \*#Paul Wicker, T, Fresno State

## 1964

### (drafted 3rd)

1. Matt Snell, FB, Ohio State
2. \*Lloyd Voss, T, Nebraska
3. Gerry Philbin, DE, Buffalo
4. \*Jim Evans, FL, Texas Western
5. \*Ben McGee, DT, Jackson State
6. Ralph Baker, LB, Penn State
7. Traded to San Diego
8. \*Steve Wright, T, Alabama
9. Sherman Lewis, HB, Michigan State
10. \*Ken Bowman, C, Wisconsin
11. \*Bob Lacey, E, North Carolina
12. Ruby Johnson, FB, Nebraska
13. \*Jeff Ware, LB, Pittsburgh
14. \*#Charley Brooks, E, Memphis State
15. \*#Herman Johnson, DB, Michigan State
16. \*#Ray Popp, LB, Pittsburgh
17. \*Bob Lehman, G-LB, Notre Dame
18. \*Bill Scott, G, Memphis State

## 1964 (continued)

22. \*Will Radosevich, T, Wyoming
23. #Cornell Gordon, HB, North Carolina A&T
24. \*Mike Mayne, E, Idaho
25. #Jerry Rhorne, QB, Tulsa (traded)
26. #John Butler, FB, San Diego State

## 1965

(drafted 4th)

- 1a. Joe Namath, QB, Alabama  
(From Denver through Houston for rights to Jerry Rhorne)
- 1b. \*Tom Nowatzke, FB, Indiana
2. John Huarte, QB, Notre Dame
3. Verlon Biggs, DE, Jackson State
4. Bob Schweikert, QB-HB, VPI
5. \*Glenn Sasser, DE, North Carolina State
6. Don Hoover, LB, Ohio U.
- 7a. Jim Harris, DT, Utah State  
(From Oakland for Louis Guy)
- 7b. \*Archie Roberts, QB, Columbia
8. \*Rich McCurdy, DE, Oklahoma
9. \*Jim Sidle, HB, Auburn
10. \*Frank Lambert, K-E, Mississippi
11. Jim Gray, DB, Toledo
12. \*John Berrington, LB-C, Iowa State
13. \*Sonny Utz, FB, VPI
14. Gary Plumlee, DT-DE, New Mexico
15. \*Jim Burt, DB, Western Kentucky
16. Seth Carthwright, DT, Prairie View
17. \*Charles Browning, DB, Washington
18. Traded to Denver
19. Frank Dudek, G, Xavier
20. Troy Allen, DB, W. Michigan

## RED SHIRT DRAFT

1. \*John Roland, HB, Missouri
2. \*John McGuire, TE, Syracuse
3. \*Jim Heidel, DB, Mississippi
4. Bob Werf, DE, Miami
5. George Sauer, FL, Texas
6. \*Dale Lindsey, LB, West Kentucky State
7. \*Ron Barlow, FB, Kansas State
8. Bob Mallendick, T, Hillsdale
9. \*Rich Kotite, E, Wagner
10. \*Dave Austin, E, Georgia Tech
11. \*Richard Marshall, T, Stephen F. Austin
12. \*Pat Screen, QB, Louisiana State

## 1966

(drafted 5th)

1. Bill Yearby, T, Michigan
2. \*Sam Ball, T, Kentucky
3. Carl McAdams, LB, Oklahoma
- 4a. James Waskiewicz, C-LB, Wichita  
(From Boston with Jim Colclough for John Huarte)
- 4b. \*Phil Sheridan, E, Notre Dame
5. Ben Hawkins, E, Arizona State
- 6a. Emerson Boozer, FB, Maryland State
- 6b. \*Dick Lemay, G, Vanderbilt
7. \*Joe Dobson, T, Idaho
8. Pete Lammons, E, Texas
9. James Jones, E, Omaha
10. \*Bill Wolski, HB, Notre Dame
- 11a. \*Gerald Allen, HB, Omaha  
(From Boston for Mike Dukas)
- 11b. Bob Walton, T, Auburn
- 12a. Steve Chomyszak, DT, Syracuse  
(From Denver for Ed Cummings)
- 12b. Ken Hollister, DE, Indiana
13. \*Stas Maliszewski, LB, Princeton
14. \*Stan Quintana, DB, New Mexico
15. \*Steve Cody, LB, Auburn
16. \*Ron Acks, DB, Illinois
17. \*Tom Tolleson, DB, Alabama
18. Gerry Mosher, E, California
19. \*Preston Riddlehuber, HB, Georgia
20. \*Randy Schultz, HB, Cedar Fort State

## RED SHIRT DRAFT

1. \*Don Parker, E, Virginia
2. \*Austin Denney, E, Tennessee
3. \*Jerry Lovelace, HB, Texas Tech
4. Tom Burnett, E, Arkansas
5. Ray Miller, T, Idaho
6. Allen Smith, HB, Findlay
7. \*Randy Smith, LB, Clemson
8. \*Joe Campbell, DB, Auburn
9. \*John Stpech, T, Utah
10. \*Dick Fitzgerald, T, Nebraska
11. Jim Kollman, G, Oregon

## 1967

(drafted alternately 12-13-14)

1. Paul Seiler, C-G, Notre Dame
2. \*Rich Sheron, TE, Washington State
- 3a. Dennis Randall, DE, Oklahoma State
- 3b. Henry King, DB, Utah State  
(From Boston for Jim Colclough)
4. Julian Gray, DB, Grambling
5. Louis Jackson, DB, Grambling
6. Jeff Richardson, G-DE, Michigan State
7. John Elliott, G, Texas
8. Gene Bledsoe, G, Texas
9. \*Ray Scott, DE, Prairie View
10. Raymond Brown, DB, Alcorn, A&M
11. Herb Slattery, G, Delaware
12. Randy Rasmussen, G, Kearney, Neb.
13. Jack Emmer, FL, Rutgers
14. Mike Stromberg, LB, Temple
15. \*Jack Schweberger, FL, Vermont
16. \*Doug Archibald, DB, Tennessee
17. \*Bob Biletnikoff, QB, Miami

## 1968

(drafted alternately 17-18)

1. Lee White, FB, Weber State
2. Steve Thompson, DE-DT, Washington
3. Sam Walton, T, East Texas State
4. Gary Magner, DE-LB, Southern California
5. Lee Jacobsen, LB-K, Kearney, NE
6. Allocated to Cincinnati
7. Oscar Lubke, T, Ball State
- 8a. Robert Taylor, RB, Maryland State  
(From Miami for Archie Roberts)
- 8b. James Richards, DB-FL, VPI
- 8c. Karl Henke, DT, Tulsa  
(From Houston for rights to Rich Marshall)
9. Gary Houser, TE-P, Oregon State
10. Mike D'Amato, DB, Hofstra
11. Henry Owens, KR-RB, Weber State
12. Ray Hayes, DT, Toledo
13. Tom Myszhnski, G, Maryland
14. Harvey Nairn, KR-FL-DB, Southern
15. \*Ronnie Ehrig, DB, Texas (ineligible)
16. Tom Bilotta, DE, Adams State
17. \*Myles Strasser, RB, Oshkosh State

## 1969

(drafted 26th)

1. Dave Foley, T, Ohio State
2. Al Woodall, QB, Duke
3. Traded to Houston (For Bob Talamini)
4. Ezell Jones, DT-OT, Minnesota
5. \*Chris Gilbert, RB-FL, Texas
6. Jimmie Jones, LB, Wichita State
7. Cliff Larson, DE-OG, Houston
8. Cecil Leonard, DB, Tuskegee
9. Frank Peters, OT-C, Ohio U.
10. Mike Hall, LB, Alabama
11. Gary Roberts, OG, Purdue
12. Mike Battle, DB, USC
13. Steve O'Neal, P, Texas A&M
14. Roger Finnie, DE-TE, Florida A&M
15. Wayne Stewart, TE, California
16. George Nock, RB, Morgan State
17. \*Fred Zirkle, DT-OT, Duke

## 1970

(drafted 20th)

1. Steve Tannen, DB, Florida
2. Richard Caster, WR, Jackson State
3. Dennis Onkotz, LB, Penn State
4. John Ebersole, LB-E, Penn State
- 5a. Clifford McClain, RB, South Carolina State  
(From Boston for Ezell Jones)
- 5b. Acquired from Cincinnati for Jeff Richardson, traded to Houston for W.K. Hicks
- 5c. Gary Arthur, TE-T, Miami O.
6. Terry Stewart, DB, Arkansas
7. James Williams, DB, Virginia State
- 8a. Jack Porter, G, Oklahoma  
(From Boston for Karl Henke)
- 8b. Mark Lomas, DE, Northern Arizona
9. Ed Bell, WR, Idaho State
10. Cleve Dickerson, RB, Miami O.
11. Earlie Thomas, DB, Colorado State
12. Bill Pierson, C-G, San Diego State
13. Walter Groth, DT, Baylor
14. John Little, LB, Oklahoma State
15. Tom Bayless, DT, Purdue
16. Claude Herard, DT, Mississippi
17. Dick Beard, RB, Kentucky

## 1971

(drafted 6th)

1. John Riggins, RB, Kansas
2. John Mooring, T, Tampa
3. Chris Farasopoulos, DB-KR, BYU
4. Bill Zapalac, LB, Texas
5. Traded to Cincinnati for Dave Mendenford
6. Phil Wise, RB-DB, Nebraska-Omaha
7. Scott Palmer, DT, Texas
8. Roy Kirksey, G, Maryland State
9. John Curtis, TE, Springfield
10. Jim Betts, S-QB, Michigan
11. Vern Studdard, WR-KR, Mississippi
12. Rich Sowell, DB-KR, Alcorn A&M
13. John Eggold, DE, Arizona
14. Jack Harpring, G, Michigan
15. Dan Dyches, C, South Carolina
16. Steve Harkey, RB, Georgia Tech
17. Greg Flaska, TE-DE, Western Michigan

## 1972

(drafted alternately 9-13-12-11-10)

- 1a. Jerome Barkum, WR-TE, Jackson State
- 1b. Mike Taylor, LB, Michigan  
(From Washington as part of compensation for signing of Verlon Biggs)
2. Traded to Oakland for Bob Svihus
3. Gary Hammond, WR-S-QB, SMU
4. Ed Galigher, DE, UCLA
5. \*Dickie Harris, CB-RB, South Carolina
6. Joe Jackson, DE, New Mexico State
7. Traded to Washington as part of Biggs deal
8. Marion Lattimore, G-K, Kansas State
9. Jeff Ford, DB, Georgia Tech
10. Rocky Turner, DB-WR, Tenn-Chattanooga
11. Robert Stevenson, LB, Tennessee State
12. Hank Bjorklund, RB, Princeton
13. Steve Sullivan, T, North Texas State
14. Louis Age, G, S W. Louisiana
15. Phil Sullivan, DB, Georgia
16. Gary Kipfmiller, C, Nebraska-Omaha
17. Ken Gamble, P, Fayetteville State, N.C.

## 1973

(drafted alternately 13-14-12)

1. Burgess Owens, CB-S, Miami
- 2a. Robert Woods, T, Tennessee State
- 2b.
3. Traded to New Orleans for Deiles Howell & Richard Neal
4. Bill Ferguson, LB, San Diego State
5. Bruce Bannon, LB, Penn State
- 6a. \*Travis Roach, G, Texas
- 6b. Rick Harrell, C, Clemson  
(From Washington for Jimmie Jones)
7. Mike Haggard, WR, South Carolina
8. Rich Seifert, S, Ohio State
9. Rob Spicer, LB, Indiana
- 10a. Joe Carbone, LB, Delaware  
(From Baltimore for Chuck Hinton)
- 10b. Jim Krempka, T, Texas A&M
11. David Knight, WR, William & Mary
12. Garry Puetz, T, Valparaiso
13. Bob Parrish, DT, Duke
14. Joe Schwartz, RB, Toledo
15. \*Mahlon Williams, TE, N.C. Central
16. John Czerwinski, T, Bowling Green
17. Jim Foote, P, Delaware Valley

## 1974

(drafted alternately 6-5)

1. Carl Barzilauskas, DT, Indiana
2. Gordon Browne, T, Boston College
- 3a. Godwin Turk, LB, Southern
- 3b. Roscoe Word, KR, Jackson State
4. Traded to New Orleans as part of Bob Davis and Steve O'Neal trade for Margene Adkins and Julian Fagan)
5. Gary Baccus, LB, Oklahoma
- 6a. Bill Wyman, C, Texas
- 6b. \*Wayne Jones, RB, Mississippi State  
(From St. Louis as part of Roger Finnie for Vern Emerson deal)
7. \*Butch Veazey, TE, Mississippi
- 8a. Greg Gantt, P, Alabama
- 8b. Larry Lightfoot, RB, Livingston,  
(From New Orleans) (see above)
- 8c. \*Ron Rydall, DT, Utah (From Kansas City plus Mike Adame for Gerry Philbin)
9. Bob Burns, RB, Georgia
10. Sam Baker, C, Georgia
- 11a. Eugene Bird, CB, So. Mississippi

## 1974 (continued)

- 11b. Bill Buckley, WR, Mississippi State  
(From St. Louis for Don Maynard)
12. John Ricca, DE, Duke
13. John Tate, LB, Jackson State (ineligible)
14. Greg Fountain, G, Mississippi State
15. Willie Brister, TE, Southern
16. Clarence Jackson, RB, Western Kentucky
17. Doug Lowrey, G-C, Arkansas State

## 1975

(drafted alternately 12-16-15-14-13)

1. Traded to New Orleans for Billy Newsome
2. \*Anthony Davis, RB, Southern California
3. Richard Wood, LB, Southern California
4. Traded to Baltimore for Jim Bailey
5. Joe Wysock, G, Miami
- 6a. Traded to Miami for Larry Woods
- 6b. Tom Alward, G, Nebraska  
(From Miami for John Mooring)
- 6c. Traded to Oakland for Bob Prout
7. Traded to Chicago for Wayne Mulligan
8. James Scott, WR, Henderson JC
9. Ed Taylor, CB, Memphis State
10. Charles James, CB, Jackson State
11. Jon Bradford, RB, Central St.-Ohio
12. Bert Cooper, LB, Florida State
13. Dan Spivey, DT-T, Georgia
14. Joe Fields, C, Widener
15. Brison Manor, DT-T, Arkansas
16. Greg Wells, T-G, Albany State
17. Mike Bartoszek, TE, Ohio State

## 1976

(drafted alternately 6-5-7)

1. Richard Todd, QB, Alabama
2. Shafer Suggs, S-CB, Ball State
3. Greg Buttle, LB, Penn State
4. Traded to Chicago plus Mike Adame for Carl Garrett and draft choice
5. Steve King, T, Michigan
6. Bob Martin, LB, Nebraska
- 7b. Larry Faulk (a.k.a. Abdul Salaam),  
DE-DT, Kent State
- 8a. Joe Davis, G, South Carolina  
(From Tampa Bay for Steve Reese)
- 8b. Louie Giamonna, RB, Utah State
9. Ronnie Moore, WR-KR, VMI
10. Forfeited
11. Lawrence Pillers, LB-DE, Alcorn State
- 12a. Don Buckley, WR, North Carolina State
- 12b. Dave Buckley, QB, North Carolina State  
(From Philadelphia for future consideration)
13. Traded to Philadelphia  
For past considerations
14. Allan Gluchoski, C, West Virginia
15. Rick Faulk, P, San Francisco State
16. James Godwin, RB, Fayetteville State
17. Darwin Willie, TE, Tulane

## 1977

(drafted alternately 4-5)

1. Marvin Powell, T, Southern California
2. Wesley Walker, WR, California
- 3a. Traded to Pittsburgh for Steve Davis
- 3b. Tank Marshall, DE, Texas A&M  
(From San Francisco for Ed Galigher)
4. Scott Dierking, RB, Purdue
- 5a. Perry Griggs, WR-KR, Troy State
- 5b. Gary Gregory, G-C, Baylor  
(From Denver for Godwin Turk)
6. Joe Klecko, DT, Temple
- 7a. Charlie White, RB, Bethune-Cookman  
(From Tampa Bay for Richard Wood)
- 7b. Bob Grupp, C-P, Duke
- 7c. Kevin Long, RB, South Carolina  
(From Oakland for Carl Garrett)
- 8a. Dan Alexander, DT-G, LSU
- 8b. Ed Thompson, LB, Ohio State  
(From Chicago for John Ricca)
9. Matt Robinson, QB, Georgia
10. John Hennessy, DE, Michigan
- 11a. Traded to Philadelphia for past considerations
- 11b. Dave Butterfield, CB, Nebraska  
(From Oakland as part of Carl Garrett trade)
- 12a. Phil Gargis, RB-S, Auburn
- 12b. Dave Conrad, T, Maryland

## 1978

(drafted alternately 4-3-5)

1. Chris Ward, T, Ohio State
2. Mark Merrill, LB, Minnesota
3. Mickey Shuler, TE, Penn State

## 1978 (continued)

4. Dodie Donnell, FB, Nebraska
5. Randy Sidler, LB, Penn State
- 6a. Bobby Jackson, CB, Florida State  
(From Buffalo for Billy Newsome)
- 6b. Gregg Robinson, DT, Dartmouth
- 7a. Levi Armstrong, CB, UCLA  
(From New Orleans for Richard Neal)
- 7b. Jim Earley, FB, Michigan State
- 8a. Derrick Gaffney, WR, Florida
- 8b. Mike Mock, LB-P, Texas Tech  
(From Philadelphia for Rich Osborne)
- 8c. Roy Eppes, S, Clemson  
(From Minnesota as part of Phil Wise trade)
- 9a. Reggie Grant, CB, Oregon  
(From Buffalo for Lou Piccone)
- 9b. Neil Hutton, CB, Penn State
10. Louie Richardson, DE, Florida State
11. Pat Ryan, QB, Tennessee
12. Alan Williams, P, Florida

## 1979

(drafted alternately, 14-13-15)

1. Marty Lyons, DE-DT, Alabama
2. Mark Gastineau, DE-DT, East Central (Okla.)
3. Donald Dykes, CB, S.E. Louisiana
- 4a. Eric Cunningham, G, Penn State
- 4b. Johnny Lynn, CB, UCLA  
(From Green Bay for Carl Barzilauskas)
- 5a. Kelly Kirchbaum, LB, Kentucky
- 5b. Stan Binka, LB, Sam Houston State  
(From Green Bay for Carl Barzilauskas)
6. Bill Dufek, G, Michigan
- 7a. Emmett King, RB, Houston
- 7b. Keith Brown, S, Minnesota  
(From Houston as part of Rich Caster trade)
- 8a. Marshall Harris, DT-DE, Texas Christian  
(From Tampa Bay for Darrell Austin)
- 8b. Willie Beamon, LB, Boise State
9. Gordy Sprattler, FB, North Dakota State
- 10a. Steve Sybeldon, T, North Dakota
- 10b. Ed McGlasson, C, Youngstown State  
(From Minnesota as part of Phil Wise trade)
11. Danny Sanders, QB, Carson-Newman
12. Paul Darby, WR, S.W. Texas State

## 1980

(drafted alternately 12-13-11)

1. Johnny "Lam" Jones, WR, Texas  
(chosen No. 2 in draft as Jets sent own 1st round choice (13) and Denver's 1st round choice (19) to San Francisco. Jets received Denver's 1st and 2nd round choice, plus Craig Penrose for Matt Robinson)
- 2a. Darrol Ray, S, Oklahoma
- 2b. Ralph Clayton RB-WR, Michigan  
(From Denver as part of Matt Robinson trade)
3. Lance Mehl, LB, Penn State
4. Jesse Johnson, CB-S, Colorado
5. Jim Zick, LB, Kansas
- 6a. George Visger, DE-DT, Colorado
- 6b. Tom Schremp, DE-DT, Wisconsin  
(From Oakland for Burgess Owens)
- 7a. Bobby Batton, RB, Nevada Las Vegas
- 7b. Bennie Leverett, RB, Bethune-Cookman  
(From Houston as part of Rich Caster trade)
8. Jeff Dziarna, LB, Boston College
9. Joe Peters, DT, Arizona State
10. Guy Bingham, C, Montana
11. James Zachery, LB-DE, Texas A&M
12. David Dumars, CB-KR, N.E. Louisiana

## 1981

(drafted alternately 3-24)

1. Freeman McNeil, RB, UCLA
2. Manon Barber, RB, Minnesota
3. Ben Rudolph, DT-DE, Long Beach State
4. Al Washington, LB, Ohio State
5. Tyrone Keys, DE-DT, Mississippi State
6. John Woodring, LB, Brown
7. Kenny Neil, DE-DT, Iowa State
- 8a. Lloyd Jones, WR, BYU
- 8b. J.C. Watts, RB-DB, Oklahoma  
(From Cleveland for Marshall Harris)
9. Admiral Dewey Larry, CB, UNLV
10. Marty Wetzel, LB, Tulane
11. Ed Gall, DT, Maryland
12. Mike Moeller, T, Drake

## 1982

(drafted 24th)

1. Bob Crable, LB, Notre Dame
2. Reggie McElroy, T-G, West Texas State
3. Dwayne Crutchfield, RB, Iowa State

## 1982 (continued)

4. George Floyd, S-KR, Eastern Kentucky
5. Mark Jerue, LB, Washington
6. Lonell Phea, WR-KR, Houston
7. Tom Coombs, TE, Idaho
8. Lawrence Texada, RB, Henderson, Ark.
9. Rocky Klever, RB, Montana
10. Darryl Hemphill, S, West Texas State
11. Perry Parmelee, WR, Santa Clara
12. \*Tom Carlstrom, G, Nebraska

## 1983

(drafted 24th)

1. Ken O'Brien, QB, Cal-Davis
2. Johnny Hector, RB, Texas A&M
3. \*JoJo Townsell, WR, UCLA
4. Wes Howell, TE, California
5. John Walker, DT, Nebraska-Omaha
6. \*Vincent White, RB, Stanford
7. \*Darrin Newbold, LB, S.W. Missouri
8. Davlin Mullen, CB-KR, Western Kentucky
9. Bobby Humphery, WR, New Mexico State
10. Danny Fike, T, Florida
11. Mike Harmon, WR-KR, Mississippi
12. \*Stu Crum, K, Tulsa

## 1984

(drafted alternately 10-9-8-7)

- 1a. Russell Carter, CB-S, SMU
- 1b. Ron Faurot, DE-DT, Arkansas  
(From New Orleans for Richard Todd)
- 2a. Jim Sweeney, G-C, Pittsburgh
- 2b. Glenn Dennison, TE, Miami  
(From San Diego through Green Bay for Abdul Salaam and Kenny Neil)
3. Kyle Clifton, LB, Texas Christian
4. Bobby Bell, LB, Missouri
5. Tron Armstrong, WR, Eastern Kentucky
6. Tony Paige, FB, Virginia Tech
7. Harry Hamilton, S, Penn State
- 8a. Billy Griggs, TE, Virginia
- 8b. Bret Wright, P, S.E. Louisiana  
(From Cleveland for Bobby Jones)
9. Tom Baldwin, DT, Tulsa
10. Ronny Cone, FB, Georgia Tech
11. Dan Martin, T, Iowa State
12. Dave Roberson, WR, Houston

## SUPPLEMENTAL DRAFT

1. Ken Hobart, QB, Idaho
2. Jim Sandusky, WR-KR, San Diego State
3. Turner Gill, QB, Nebraska

## 1985

(drafted alternately 10-12-11 )

1. Al Toon, WR, Wisconsin
2. Lester Lyles, S, Virginia
3. Donnie Elder, CB, Memphis State
4. Doug Allen, WR, Arizona State
- 5a. Troy Benson, LB, Pittsburgh
- 5b. Brian Luft, DT, USC
- 5c. Tony Smith, WR, San Jose State  
(From Chicago for Tyrone Keys)
- 6a. Jeff Deaton, G-T, Stanford
- 6b. Rich Miano, S, Hawaii  
(From Denver for Stan Binka)
7. Traded to Kansas City for Charles Jackson)
8. Matt Monger, LB, Oklahoma State
9. Mike Waters, FB, San Diego State
10. Kerry Glenn, CB, Minnesota
11. Brad White, DE, Texas Tech
12. Bill Wallace, WR, Pittsburgh

## 1986

(drafted alternately, 23-22-24)

1. Mike Haight, T-G, Iowa
2. Doug Williams, T, Texas A&M
3. Tim Crawford, LB, Texas Tech
4. Rogers Alexander, LB, Penn State
5. Ron Hadley, LB, Washington
6. Traded to San Francisco for Billy Shields
7. Bob White, T, Rhode Island
8. Robert Ducksworth, CB, Southern Mississippi
9. Nuu Faaola, RB, Hawaii
10. Carl Carr, LB, North Carolina
11. Vince Amoia, RB, Arizona State
12. Sal Cesario, T, Cal Poly SLO

## 1987

(drafted alternately, 21-20-19-18-17)

1. Roger Vick, FB, Texas A&M

## 1987 (continued)

- Alex Gordon, LB, Cincinnati  
(chosen with L.A. Raiders pick, #42,  
for Jets 2nd (#48) and 4th round pick)
- Orzy Elam, LB, Tennessee State
- Traded to L.A. Raiders for exchange  
of 2nd round picks
- Kirby Jackson, CB, Mississippi State
- Tracy Martin, WR, North Dakota
- Gerald Nichols, DT, Florida State
- Eddie Hunter, RB-KR, Virginia Tech  
(From Tampa Bay for Marvin Powell)
- Mike Rice, P, Montana
- Ron McLean, DE-DT, Cal-State Fullerton
- Sid Lewis, CB, Penn State
- Kirk Timmer, LB, Montana State
- Bill Ransdell, QB, Kentucky

## 1988

(drafted alternately, 8-10-9)

- Dave Cadigan, T-G, Southern California
- Terry Williams, CB, Bethune-Cookman
- Erk McMillan, S, Missouri
- James Hasty, CB, Washington State  
chosen with L.A. Raiders pick #74  
for Jets 4th (#90) and 5b (#111) round pick
- Traded to L.A. Raiders for pick #3b
- Mike Withycombe, T, Fresno State
- Traded to L.A. Raiders for pick 3b  
(Obtained from SF for Johnny "Lam" Jones)
- Paul Frase, DE, Syracuse
- Gary Patton, RB, Eastern Michigan
- Keith Neubert, TE, Nebraska
- Ralph Tamm, G-DE, West Chester State
- John Booty, CB, Texas Christian
- John Galvin, LB, Boston College
- Albert Goss, DT, Jackson State

## 1989

(drafted 14th)

- Jeff Lagernan, LB, Virginia
- Dennis Byrd, DE, Tulsa
- Joe Mott, LB, Iowa
- Ron Stallworth, DE, Auburn
- Tony Martin, WR, Mesa, CO
- Marvin Washington, DE, Idaho  
(From L.A. Raiders for Russell Carter)
- Titus Dixon, WR-KR, Troy State
- Stevon Moore, CB-S, Mississippi
- A.B. Brown, RB, West Virginia
- Patrick Marlatt, DT, West Virginia
- Adam Bob, LB, Texas A&M
- Artie Holmes, S, Washington State
- Willie Snead, WR, Florida

## 1990

(drafted 2nd)

- Blair Thomas, RB, Penn State
- Reggie Rembert, WR, West Virginia
- Tony Stargell, CB, Tennessee State
- Troy Taylor, QB, California
- Tony Savage, DT, Washington State
- Robert McWright, CB, Texas Christian  
(Obtained from L.A. Rams for Bobby  
Humphrey)
- Terance Mathis, WR-KR, New Mexico
- Dwayne White, G, Alcorn State  
(Obtained from Atlanta for Guy Bingham)
- Basil Proctor, LB, West Virginia
- Roger Duffy, C, Penn State
- Dale Dawkins, WR, Miami
- Brad Quast, LB, Iowa
- Derrick Kelson, CB, Purdue
- Darrell Davis, DE-LB, Texas Christian

## SUPPLEMENTAL DRAFT

- Rob Moore, WR, Syracuse

## 1991

(drafted alternately 8-7-12-11-10-9)

- Exercised in 1990 Supplemental Draft  
for WR Rob Moore
- Browning Nagle, QB, Louisville
- Mo Lewis, LB, Georgia  
Acquired from Green Bay (#62) for  
Jets 3rd (#67) and 5th round picks
- Mark Gunn, DE, Pittsburgh
- Traded to Green Bay for exchange of 3rd  
round picks
- Blaise Bryant, RB, Iowa State
- Mike Riley, CB, Tulane  
(Obtained from Philadelphia for Roger Vick)
- Doug Parrish, CB-S-KR, San Francisco St.

## 1991 (continued)

- Tim James, S, Colorado
- Paul Glonek, DT, Arizona
- Al Baker, RB, Kentucky
- Rocen Keeton, LB, UCLA
- Mark Hayes, T, Arizona State

## 1992

(drafted alternately 15-14-13-12)

- Johnny Mitchell, TE, Nebraska
- Kurt Barber, LB, Southern California
- Siupeli Malamala, T, Washington
- Keo Coleman, LB, Mississippi State
- Cal Dixon, C, Florida
- Glenn Cadrez, LB, Houston
- Jeff Blake, QB, East Carolina Acquired  
from Denver for Jets 7th (#181) and 8th  
(#208) round selections
- Vincent Brownlee, WR-KR, Mississippi  
Acquired from Chicago for T Ron Mattes in  
a 1991 trade.
- Traded to Phoenix for S Lonnie Young  
in 1991
- Mario Johnson, DT-G, Missouri
- Eric Boles, WR, Central Washington
- Traded to Seattle as part of T Ron Mattes  
deal in 1991.

## 1993

(drafted alternately 3-4)

- Marvin Jones, LB, Florida State  
(Acquired via trade--Phoenix's 1st (#4) and  
RB Johnny Johnson for Jets 1st (#3))
- Coleman Rudolph, DE-DT, Georgia Tech  
(Acquired via trade--Detroit's 2nd (#7) and  
5th (#8) for Jets 2nd (#4))
- Traded to Cincinnati for QB Boomer Esiason
- David Ware, T-G, Virginia
- Fred Baxter, TE, Auburn
- Adrian Murrell, RB, West Virginia  
(Acquired from Detroit via trade-DET's 2nd  
(7) and 5th (8) for Jets 2nd (4))
- Kenny Shedd, WR-KR, Northern Iowa  
(Acquired from Green Bay in Ken O'Brien  
trade)
- Richie Anderson, RB, Penn State
- Alec Millen, T, Georgia
- Craig Henrich, P-K, Notre Dame

## 1994

(drafted alternately 12-13-14-15)

- Aaron Glenn, CB, Texas A & M (Acquired  
via trade--New Orleans 1st (12) for Jets 1st  
(13) and 5th (144))
- Ryan Yarborough, WR, Wyoming
- Lou Benfatti, DT, Penn State (Acquired  
via trade--Raiders 3rd (94) and 5th (152)  
for Jets 3rd (80))
- Orlando Parker, WR, Troy State
- Horace Morris, LB, Tennessee (Acquired  
via trade--Raiders 3rd (94) and 5th (152)  
for Jets 3rd (80))
- Fred Lester, FB, Alabama A & M
- Glenn Foley, QB, Boston College

## 1995

(drafted alternately 9-8-7)

- Kyle Brady, TE, Penn State
- Hugh Douglas, DE, Central State (OH)  
(Acquired via trade--ARZ 1st (16) and 4th  
(106) and RB Ronald Moore for WR Rob  
Moore)
- Matt O'Dwyer, G-T, Northwestern  
(Acquired via trade--JAX 2nd (33) for Jets  
2nd (40) and 3rd (71))
- Melvin Hayes, T, Mississippi State  
(Acquired via trade--ARZ 1st (16) and 4th  
(106) and RB Ronald Moore for WR Rob  
Moore)
- Tyrone Davis, WR, Virginia
- Carl Greenwood, CB, UCLA
- Eddie Mason, LB, North Carolina
- Curtis Ceaser, WR, Grambling State

## 1996

(drafted 1st)

- Keyshawn Johnson, WR, Southern  
California
- Alex Van Dyke, WR, Nevada
- Ray Mickens, CB, Texas A & M
- Marcus Coleman, S, Texas Tech
- Hugh Hunter, DE, Hampton
- Chris Hayes, SS, Washington State

## 1997

(drafted 1st)

1. James Farnior, LB, Virginia
2. Rick Terry, DT, North Carolina
3. Dedric Ward, WR-KR, Northern Iowa
- 4a. Terry Day, DE, Mississippi State
- 4b. Leon Johnson, RB-KR, North Carolina
- 5a. Lamont Burns, G, East Carolina
- 5b. Raymond Austin, S-CB, Tennessee
- 6a. Tim Scharf, LB, Northwestern
- 6b. Chuck Clements, QB, Houston
- 7a. Steve Rosga, S, Colorado
- 7b. Jason Ferguson, DT, Georgia

## ALL-TIME RECORD

(Regular Season Games Only)

	Won	Lost	Tied	Pct.
AFL (1960-69) .....	69	65	6	.514
AFC (1970-96) .....	127	189	2	.403
AFC East .....	91	120	1	.432
AFC Central .....	18	38	0	.321
AFC West .....	18	31	1	.370
NFC (1970-96) .....	35	55	0	.389
NFC East .....	8	22	0	.267
NFC Central .....	17	12	0	.586
NFC West .....	10	21	0	.323
NFL (1970-96) .....	162	244	2	.400
OVERALL RECORD (1960-96) .....	231	309	8	.429

## PRESEASON SERIES RECORDS

Overall: Won 77, Lost 93, Tied 2

Vs. NFC: Won 42, Lost 51, Tied 1

	Won	Lost	Tied	Last Meeting
Atlanta Falcons .....	4	3	0	1981
Buffalo Bills .....	4	6	0	1970
Chicago Bears .....	0	3	0	1980
Cincinnati Bengals .....	3	3	0	1995
Cleveland Browns .....	1	0	0	1988
College All-Stars .....	1	0	0	1969
Dallas Cowboys .....	1	2	0	1972
Denver Broncos .....	2	1	0	1982
Detroit Lions .....	1	2	0	1994
Green Bay Packers .....	2	4	0	1992
Houston Oilers .....	6	8	0	1996
* Kansas City Chiefs .....	2	5	0	1991
Miami Dolphins .....	1	0	0	1966
Minnesota Vikings .....	2	1	0	1975
**** New England Patriots .....	10	2	0	1971
New Orleans Saints .....	3	2	0	1983
Giants .....	11	16	1	1996
** Oakland Raiders .....	2	7	0	1996
Philadelphia Eagles .....	9	10	0	1996
Pittsburgh Steelers .....	1	6	0	1993
+ Phoenix Cardinals .....	2	3	0	1976
*** San Diego Chargers .....	2	4	1	1987
San Francisco 49ers .....	2	0	0	1973
Tampa Bay Buccaneers .....	2	2	0	1995
Washington Redskins .....	3	3	0	1993

\*Includes two losses to Dallas Texans

\*\*Includes two wins vs. Los Angeles Raiders

\*\*\*Includes one loss to Los Angeles Chargers

\*\*\*\*Includes 9-2 record vs. Boston Patriots

+Includes 2-3 record vs. St. Louis Cardinals

# ALL-TIME COACHES

1960-1996

Alexander, Paul, 1992-93	Knox, Chuck, 1963-66
Austin, Bill, 1985	<b>Kotite, Rich, 1983-89</b>
Baird, Bill, 1980-84	(Head Coach, 1995-96)
Baker, Ralph, 1980-84	Ledbetter, Bob, 1977-82
<b>Baugh, Sammy, 1960-61</b>	Mackrides, Greg, 1990-94
(Head Coach)	Mann, Richard, 1994-96
Beightol, Larry, 1990-94	Mazur, John, 1977-80
Biles, Ed, 1972-73	McCulley, Pete, 1979-82
Bratkowski, Zeke, 1985-89, 1995-96	Meyer, Ken, 1969-72
Breaux, Don, 1994	<b>Michaels, Walt, 1963-72, 1976</b>
Brown, Kippy, 1990-92	(Head Coach, 1977-82)
Callahan, Ray, 1983-89	Muir, Bill, 1995-96
<b>Carroll, Pete, 1990-94</b>	Myers, Chip, 1990-93
(Head Coach, 1994)	Pasquale, Larry, 1980-89
Carson, Bud, 1985-88	Radakovich, Dan, 1985-88
Chambers, Wallace, 1988-89	Ringo, Jim, 1983-84
Champion, Jim, 1976	Roberts, Al, 1991-93
<b>Coslet, Bruce, 1990-93</b>	Robinson, Greg, 1990-94
(Head Coach)	Roland, Johnny, 1993-94
Coyer, Larry, 1994	Rose, Ken, 1995-96
Crowe, Burley, 1976	Rush, Clive, 1963-68
Daniels, Joe, 1990-91	Rutigliano, Sam, 1974-75
Dell Isola, John, 1960-62	Ryan, James (Buddy), 1968-75
Donaldson, J.D., 1963-67	Sauer, Sr., George, 1962
Donatell, Ed, 1990-94	Seely, Brad, 1994
Erhardt, Ron, 1996	Sekanovich, Dan, 1977-82
<b>Ewbank, Weeb, 1963-73</b>	Sherman, Ray, 1994
(Head Coach)	<b>Shipp, Ken, 1973-75</b>
Falivene, Chip, 1995-96	(Head Coach, 1975)*
Faulkner, Mike, 1983-89	Spavital, Jim, 1975
Fazio, Foge, 1990-94	Spencer, Joe, 1968-70
Fry, Bob, 1974-82	Sprinkle, Ed, 1962
Gamble, Tom, 1995-96	Steber, John, 1960-61
Gardi, Joe, 1976-84	Taylor, Hugh (Bones), 1960-62
Giunta, Peter, 1995-96	Todd, Dick, 1960
Haering, Joe, 1978-79	Trimble, Steve, 1994
Hamilton, Ray, 1995-96	<b>Turner, Clyde (Bulldog), 1962</b>
Hammond, Bobby, 1983-89	(Head Coach)
Harris, Walt, 1992-94	Vechiarella, Jim, 1985-89, 1995-96
Hawkins, Ralph, 1989	Voris, Dick, 1974-75
Henning, Dan, 1976-78	<b>Walton, Joe, 1981-82</b>
Hewgley, C.W. (Wimp), 1971-73	(Head Coach, 1983-89)
Hodgson, Pat, 1996	Williams, Jim, 1982-89, 1995-96
<b>Holovak, Mike 1973-74</b>	<b>Winner, Charley, 1973</b>
(Head Coach, 1976)*	(Head Coach, 1974-75)
<b>Holtz, Lou, 1976 (Head Coach)</b>	Wood, Dick, 1995-96
Humenuik, Rod, 1989	Woods, Sparky, 1994
Idzik, John, 1977-79	Wyllie, Bob, 1990-91
Kiffin, Monte, 1990	Zwahlen, Ernie, 1967
Kirk, Jerry, 1976	

\*Interim Head Coach

## HEAD COACHES, RECORDS

Playoff

Coach	Seasons	Years	Seasons	Games	W	L	T	Pct.
Sammy Baugh	1960-61	2	0	28	14	14	0	.500
Joe Walton	1983-89	7	2	111	53	57	1	.478
Weeb Ewbank	1963-73	11	2	154	71	77	6	.461
Walt Michaels	1977-82	6	2	87	39	47	1	.448
Bruce Coslet	1990-93	4	1	64	26	38	0	.406
Charley Winner	1974-75	1+	0	23	9	14	0	.391
Pete Carroll	1994	1	0	16	6	10	0	.375
Clyde "Bulldog" Turner	1962	1	0	14	5	9	0	.357
Lou Holtz	1976	—	0	13	3	10	0	.231
Ken Shipp	1975	—	0	5	1	4	0	.200
Rich Kotite	1995-96	2	0	32	4	28	0	.125
Mike Holovak	1976	—	0	1	0	1	0	.000
<b>TOTALS</b>			<b>7</b>	<b>548</b>	<b>231</b>	<b>309</b>	<b>8</b>	<b>.429</b>

+9 games in 1975

# 1996 NFL REGULAR SEASON FINAL STANDINGS

## AMERICAN FOOTBALL CONFERENCE

### Eastern Division

	W	L	T	Pct.	Pts.	OP
New England	11	5	0	.687	418	313
Buffalo	10	6	0	.625	319	266
* Indianapolis	9	7	0	.563	317	334
Miami	8	8	0	.500	339	325
New York Jets	1	15	0	.063	279	454

### Central Division

Pittsburgh	10	6	0	.625	344	257
* Jacksonville	9	7	0	.563	325	335
Cincinnati	8	8	0	.500	372	369
Houston	8	8	0	.500	345	319
Baltimore	4	12	0	.250	371	441

### Western Division

Denver	13	3	0	.813	391	275
Kansas City	9	7	0	.563	297	300
San Diego	8	8	0	.500	310	376
Oakland	7	9	0	.438	340	293
Seattle	7	9	0	.438	317	376

## NATIONAL FOOTBALL CONFERENCE

### Eastern Division

	W	L	T	Pct.	Pts.	OP
Dallas	10	6	0	.625	286	250
* Philadelphia	10	6	0	.625	363	341
Washington	9	7	0	.563	364	312
Arizona	7	9	0	.438	300	397
New York Giants	6	10	0	.375	242	297

### Central Division

Green Bay	13	3	0	.813	458	210
* Minnesota	9	7	0	.563	298	315
Chicago	7	9	0	.438	283	305
Tampa Bay	6	10	0	.375	221	293
Detroit	5	11	0	.313	302	368

### Western Division

Carolina	12	4	0	.750	367	218
San Francisco	12	4	0	.750	398	257
St. Louis	6	10	0	.375	303	409
Atlanta	3	13	0	.188	309	465
New Orleans	3	13	0	.188	229	339

\* Wild Card qualifier for playoffs

Jacksonville was the second Wild Card team based on better conference record (7-5) than Indianapolis (6-6) and Kansas City (5-7). Indianapolis was the third Wild Card team based on its head-to-head victory over Kansas City. Cincinnati finished ahead of Houston based on better net division points (19 to 11). Oakland finished ahead of Seattle based on better division record (3-5 to 2-6). Dallas finished ahead of Philadelphia based on better record against common opponents (8-5 to 7-6). Minnesota was the third Wild Card team based on better conference record (8-4) than Washington (6-6). Carolina finished ahead of San Francisco based on head-to-head sweep (2-0). Atlanta finished ahead of New Orleans based on head-to-head sweep (2-0).

## 1996 NFL POSTSEASON AT A GLANCE

(Attendance in parenthesis; home team in caps)

### AFC Wild Card Playoff Games

Jacksonville 30, BUFFALO 27  
PITTSBURGH 42, Indianapolis 14

### AFC Divisional Playoff Games

Jacksonville 30, DENVER 27  
NEW ENGLAND 28, Pittsburgh 3

### AFC Championship Game

NEW ENGLAND 20, Jacksonville 6

### NFC Wild Card Playoff Games

DALLAS 40, Minnesota 15  
SAN FRANCISCO, 14 Philadelphia 0

### NFC Divisional Playoff Games

GREEN BAY 35, San Francisco 14  
CAROLINA 26, Dallas 17

### NFC Championship Game

GREEN BAY 30, Carolina 13

### Super Bowl XXXI at Louisiana Superdome, New Orleans, Louisiana

Green Bay (NFC) 35, New England (AFC) 21

### AFC-NFC Pro Bowl at Honolulu, Hawaii

AFC 26, NFC 23 (OT)

# 1997 NFL PRESEASON SCHEDULE

(All times p.m. ET)

## Saturday, July 26

Minnesota vs Seattle at Canton,  
Ohio, 2:30 pm (Hall of Fame game)  
Miami at Green Bay, 2:30 pm  
Buffalo at Denver, 9:00 pm

## Sunday, July 27

Chicago vs. Pittsburgh  
at Dublin, Ireland, 1:00 pm

## Thursday, July 31

New England at Green Bay,  
8:00 pm

## Friday, Aug. 1

Atlanta at Detroit, 7:30 pm  
Cincinnati at Indianapolis, 7:30 pm

## Saturday, Aug. 2

Chicago at Buffalo, 7:00 pm  
Washington vs. Tampa Bay  
at Orlando, Fla., 7:30 pm  
Houston vs. New Orleans  
at Memphis, Tenn., 8:00 pm  
**Philadelphia at NY Jets, 8:00 pm**  
NY Giants at Baltimore, 8:00 pm  
Pittsburgh at Kansas City, 8:00 pm  
St. Louis at Minnesota, 8:00 pm  
Arizona at Seattle, 10:00 pm  
San Francisco at San Diego,  
10:00 pm

## Sunday, Aug. 3

Carolina at Jacksonville, 3:00 pm  
Oakland at Dallas, 8:00 pm

## Monday, Aug. 4

Denver vs. Miami  
at Guadalajara, Mexico, 8:00 pm

## Friday, Aug. 8

Cincinnati at Detroit, 7:30 pm  
**Baltimore at NY Jets, 8:00 pm**  
Dallas at New England, 8:00 pm  
Arizona at St. Louis, 8:00 pm  
Green Bay at Oakland, TBA

## Saturday, Aug. 9

Houston vs. Washington  
at Nashville, Tenn., 7:00 pm  
Tampa Bay at Atlanta, 7:30 pm  
Minnesota at Buffalo, 7:30 pm  
Denver at Carolina, 8:00 pm  
Jacksonville at NY Giants,  
8:00 pm  
Kansas City at New Orleans,  
8:00 pm  
Seattle at San Francisco, 9:00 pm  
Indianapolis at San Diego,  
10:00 pm

## Sunday, Aug. 10

Chicago at Miami, 8:00 pm

## Monday, Aug. 11

Philadelphia at Pittsburgh, 8:00 pm

## Thursday, Aug. 14

Carolina at Kansas City, 8:00 pm

## Friday, Aug. 15

St. Louis at Dallas, 8:00 pm

## Saturday, Aug. 16

Buffalo vs. Green Bay at  
Toronto, 4:00 pm  
New Orleans at Oakland, 4:00 pm  
Houston vs. San Diego  
at Nashville, Tenn., 7:00 pm  
Minnesota at Cincinnati, 7:30 pm  
Washington at Atlanta, 7:30 pm  
Miami at Tampa Bay, 7:30 pm  
**NY Jets at NY Giants, 8:00 pm**  
Baltimore at Philadelphia, 8:00 pm  
Arizona at Chicago, 8:00 pm  
Indianapolis at Seattle, 10:00 pm

## Sunday, Aug. 17

Denver at New England, 1:00 pm  
Detroit at Pittsburgh, 8:00 pm

## Monday, Aug. 18

Jacksonville at San Francisco,  
8:00 pm

## Thursday, Aug. 21

Detroit at Indianapolis, 7:30 pm  
New England at Philadelphia,  
8:00 pm  
Washington at Miami, 8:00 pm  
Kansas City at St. Louis, 8:00 pm

## Friday, Aug. 22

Atlanta at Jacksonville, 7:30 pm  
Buffalo at Baltimore, 7:30 pm  
**NY Jets vs. Tampa Bay  
at Orlando, Fla., 7:30 pm**  
Seattle at Cincinnati, 7:30 pm  
NY Giants vs. Green Bay  
at Madison, Wis., 8:00 pm  
San Diego at Minnesota, 8:00 pm  
Pittsburgh at Carolina, 8:00 pm  
New Orleans at Chicago, 8:30 pm

## Saturday, Aug. 23

Houston at Dallas, 8:00 pm  
San Francisco at Denver, 8:00 pm  
Oakland at Arizona, 10 pm

# 1997 NATIONAL FOOTBALL LEAGUE SCHEDULE

(All times local)

## SUNDAY, AUGUST 31 (FIRST WEEKEND)

Arizona at Cincinnati	1:00
Atlanta at Detroit	1:00
Dallas at Pittsburgh	1:00
Indianapolis at Miami	1:00
Jacksonville at Baltimore	4:00
Kansas City at Denver	2:00
Minnesota at Buffalo	1:00
New Orleans at St. Louis	12:00
<b>New York Jets at Seattle</b>	<b>1:00</b>
Oakland at Houston	12:00
Philadelphia at New York Giants	1:00
San Diego at New England	1:00
San Francisco at Tampa Bay	4:00

## SUNDAY NIGHT, AUGUST 31

Washington at Carolina	8:00
------------------------	------

## MONDAY, SEPTEMBER 1

Chicago at Green Bay	8:00
----------------------	------

## SUNDAY, SEPTEMBER 7 (SECOND WEEKEND)

<b>Buffalo at New York Jets</b>	<b>1:00</b>
Carolina at Atlanta	1:00
Cincinnati at Baltimore	1:00
Denver at Seattle	1:00
Green Bay at Philadelphia	4:00
Houston at Miami	1:00
Minnesota at Chicago	12:00
New England at Indianapolis	12:00
New York Giants at Jacksonville	4:00
San Diego at New Orleans	12:00
San Francisco at St. Louis	12:00
Tampa Bay at Detroit	1:00
Washington at Pittsburgh	1:00

## SUNDAY NIGHT, SEPTEMBER 7

Dallas at Arizona	5:00
-------------------	------

## MONDAY, SEPTEMBER 8

Kansas City at Oakland	6:00
------------------------	------

## SUNDAY, SEPTEMBER 14 (THIRD WEEKEND)

(Open Dates: Cincinnati, Houston,  
Jacksonville, Pittsburgh)

Arizona at Washington	1:00
Baltimore at New York Giants	1:00
Buffalo at Kansas City	12:00
Carolina at San Diego	1:00
Detroit at Chicago	12:00
Miami at Green Bay	12:00
New Orleans at San Francisco	1:00
Oakland at Atlanta	1:00
St. Louis at Denver	2:00
Seattle at Indianapolis	3:00
Tampa Bay at Minnesota	12:00

## SUNDAY NIGHT, SEPTEMBER 14

<b>New York Jets at New England</b>	<b>8:00</b>
-------------------------------------	-------------

## MONDAY, SEPTEMBER 15

Philadelphia at Dallas	8:00
------------------------	------

## SUNDAY, SEPTEMBER 21 (FOURTH WEEKEND)

(Open Dates: Arizona, Dallas,  
Philadelphia, Washington)

Atlanta at San Francisco	1:00
Baltimore at Houston	12:00
Chicago at New England	1:00
Cincinnati at Denver	2:00
Detroit at New Orleans	12:00
Indianapolis at Buffalo	4:00

Kansas City at Carolina	1:00
Minnesota at Green Bay	12:00
New York Giants at St. Louis	3:00
<b>Oakland at New York Jets</b>	<b>1:00</b>
San Diego at Seattle	1:00

## SUNDAY NIGHT, SEPTEMBER 21

Miami at Tampa Bay	8:00
--------------------	------

## MONDAY, SEPTEMBER 22

Pittsburgh at Jacksonville	9:00
----------------------------	------

## SUNDAY, SEPTEMBER 28 (FIFTH WEEKEND)

(Open Dates: Buffalo, Indianapolis,  
Miami, New England)

Arizona at Tampa Bay	1:00
Baltimore at San Diego	1:00
Chicago at Dallas	3:00
Denver at Atlanta	1:00
Green Bay at Detroit	1:00
Houston at Pittsburgh	1:00
Jacksonville at Washington	1:00
New Orleans at New York Giants	1:00
<b>New York Jets at Cincinnati</b>	<b>4:00</b>
St. Louis at Oakland	1:00
Seattle at Kansas City	3:00

## SUNDAY NIGHT, SEPTEMBER 28

Philadelphia at Minnesota	7:00
---------------------------	------

## MONDAY, SEPTEMBER 29

San Francisco at Carolina	9:00
---------------------------	------

## SUNDAY, OCTOBER 5 (SIXTH WEEKEND)

(Open Dates: Atlanta, Carolina,  
St. Louis, San Francisco)

Cincinnati at Jacksonville	1:00
Dallas at New York Giants	1:00
Detroit at Buffalo	1:00
Houston at Seattle	1:00
Kansas City at Miami	1:00
Minnesota at Arizona	1:00
<b>New York Jets at Indianapolis</b>	<b>3:00</b>
Pittsburgh at Baltimore	1:00
San Diego at Oakland	1:00
Tampa Bay at Green Bay	12:00
Washington at Philadelphia	1:00

## SUNDAY NIGHT, OCTOBER 5

New Orleans at Chicago	7:00
------------------------	------

## MONDAY, OCTOBER 6

New England at Denver	7:00
-----------------------	------

## SUNDAY, OCTOBER 12 (SEVENTH WEEKEND)

(Open Dates: Denver, Kansas City,  
Oakland, San Diego, Seattle)

Atlanta at New Orleans	12:00
Buffalo at New England	1:00
Carolina at Minnesota	3:00
Cincinnati at Houston	12:00
Detroit at Tampa Bay	1:00
Green Bay at Chicago	12:00
<b>Miami at New York Jets</b>	<b>1:00</b>
New York Giants at Arizona	1:00
Philadelphia at Jacksonville	1:00
St. Louis at San Francisco	1:00

## SUNDAY NIGHT, OCTOBER 12

Indianapolis at Pittsburgh	8:00
----------------------------	------

## MONDAY, OCTOBER 13

Dallas at Washington	9:00
----------------------	------

**THURSDAY, OCTOBER 16****(EIGHTH WEEKEND)****(Open Dates: Chicago, Green Bay, Minnesota, Tampa Bay)**

San Diego at Kansas City 7:00

**SUNDAY, OCTOBER 19**

Arizona at Philadelphia 1:00  
 Carolina at New Orleans 12:00  
 Denver at Oakland 1:00  
 Jacksonville at Dallas 12:00  
 Miami at Baltimore 4:00  
**New England at New York Jets 1:00**  
 New York Giants at Detroit 4:00  
 Pittsburgh at Cincinnati 4:00  
 San Francisco at Atlanta 1:00  
 Seattle at St. Louis 12:00  
 Washington at Houston 12:00

**MONDAY, OCTOBER 20**

Buffalo at Indianapolis 8:00

**SUNDAY, OCTOBER 26****(NINTH WEEKEND)****(Open Dates: Detroit, New York Jets)**

Baltimore at Washington 1:00  
 Chicago at Miami 4:00  
 Cincinnati at New York Giants 1:00  
 Dallas at Philadelphia 1:00  
 Denver at Buffalo 1:00  
 Houston at Arizona 2:00  
 Indianapolis at San Diego 1:00  
 Jacksonville at Pittsburgh 4:00  
 Kansas City at St. Louis 12:00  
 Minnesota at Tampa Bay 1:00  
 Oakland at Seattle 1:00  
 San Francisco at New Orleans 12:00

**SUNDAY NIGHT, OCTOBER 26**

Atlanta at Carolina 8:00

**MONDAY, OCTOBER 27**

Green Bay at New England 9:00

**SUNDAY, NOVEMBER 2****(TENTH WEEKEND)****(Open Dates: New Orleans, NY Giants)**

Baltimore at New York Jets 1:00  
 Dallas at San Francisco 1:00  
 Jacksonville at Houston 3:00  
 Miami at Buffalo 1:00  
 New England at Minnesota 12:00  
 Oakland at Carolina 1:00  
 Philadelphia at Arizona 2:00  
 St. Louis at Atlanta 1:00  
 San Diego at Cincinnati 1:00  
 Seattle at Denver 2:00  
 Tampa Bay at Indianapolis 1:00  
 Washington at Chicago 12:00

**SUNDAY NIGHT, NOVEMBER 2**

Detroit at Green Bay 7:00

**MONDAY, NOVEMBER 3**

Pittsburgh at Kansas City 8:00

**SUNDAY, NOVEMBER 9****(ELEVENTH WEEKEND)**

Arizona at Dallas 12:00  
 Carolina at Denver 1:00  
 Chicago at Minnesota 12:00  
 Cincinnati at Indianapolis 1:00  
 Detroit at Washington 1:00  
 Kansas City at Jacksonville 1:00  
 New England at Buffalo 4:00  
 New Orleans at Oakland 1:00  
 New York Giants at Houston 3:00  
**New York Jets at Miami 1:00**  
 St. Louis at Green Bay 12:00  
 Seattle at San Diego 1:00  
 Tampa Bay at Atlanta 1:00

**SUNDAY NIGHT, NOVEMBER 9**

Baltimore at Pittsburgh 8:00

**MONDAY, NOVEMBER 10**

San Francisco at Philadelphia 9:00

**SUNDAY, NOVEMBER 16****(TWELFTH WEEKEND)**

Arizona at New York Giants 1:00  
 Atlanta at St. Louis 12:00  
 Carolina at San Francisco 1:00  
 Cincinnati at Pittsburgh 1:00  
 Denver at Kansas City 12:00  
 Green Bay at Indianapolis 1:00  
 Houston at Jacksonville 1:00  
 Minnesota at Detroit 1:00  
 New England at Tampa Bay 1:00  
**New York Jets at Chicago 3:00**  
 Philadelphia at Baltimore 1:00  
 Seattle at New Orleans 12:00  
 Washington at Dallas 12:00

**SUNDAY NIGHT, NOVEMBER 16**

Oakland at San Diego 5:00

**MONDAY, NOVEMBER 17**

Buffalo at Miami 9:00

**SUNDAY, NOVEMBER 23****(THIRTEENTH WEEKEND)**

Arizona at Baltimore 1:00  
 Buffalo at Houston 12:00  
 Carolina at St. Louis 3:00  
 Dallas at Green Bay 12:00  
 Indianapolis at Detroit 1:00  
 Jacksonville at Cincinnati 4:00  
 Kansas City at Seattle 1:00  
 Miami at New England 1:00  
**Minnesota at New York Jets 1:00**  
 New Orleans at Atlanta 1:00  
 Pittsburgh at Philadelphia 1:00  
 San Diego at San Francisco 1:00  
 Tampa Bay at Chicago 12:00

**SUNDAY NIGHT, NOVEMBER 23**

New York Giants at Washington 8:00

**MONDAY, NOVEMBER 24**

Oakland at Denver 7:00

**THURSDAY, NOVEMBER 27****(FOURTEENTH WEEKEND)**

Chicago at Detroit 12:30  
 Houston at Dallas 3:00

**SUNDAY, NOVEMBER 30**

Atlanta at Seattle 1:00  
 Baltimore at Jacksonville 1:00  
 Cincinnati at Philadelphia 1:00  
 Indianapolis at New England 1:00  
 Miami at Oakland 1:00  
 New Orleans at Carolina 1:00  
**New York Jets at Buffalo 1:00**  
 Pittsburgh at Arizona 2:00  
 St. Louis at Washington 1:00  
 San Francisco at Kansas City 12:00  
 Tampa Bay at New York Giants 4:00

**SUNDAY NIGHT, NOVEMBER 30**

Denver at San Diego 5:00

**MONDAY, DECEMBER 1**

Green Bay at Minnesota 8:00

**THURSDAY, DECEMBER 4****(FIFTEENTH WEEKEND)**

Houston at Cincinnati 8:00

**SUNDAY, DECEMBER 7**

Atlanta at San Diego 1:00  
 Buffalo at Chicago 12:00  
 Denver at Pittsburgh 1:00  
 Green Bay at Tampa Bay 1:00  
**Indianapolis at New York Jets 4:00**  
 Minnesota at San Francisco 1:00  
 New England at Jacksonville 1:00  
 New York Giants at Philadelphia 1:00  
 Oakland at Kansas City 12:00  
 St. Louis at New Orleans 12:00  
 Seattle at Baltimore 1:00  
 Washington at Arizona 2:00

**SUNDAY NIGHT, DECEMBER 7**  
Detroit at Miami 8:00

**MONDAY, DECEMBER 8**  
Carolina at Dallas 8:00

**SATURDAY, DECEMBER 13**  
**(SIXTEENTH WEEKEND)**  
Pittsburgh at New England 4:00  
Washington at New York Giants 12:30

**SUNDAY, DECEMBER 14**  
Arizona at New Orleans 3:00  
Dallas at Cincinnati 1:00  
Detroit at Minnesota 12:00  
Green Bay at Carolina 4:00  
Houston at Baltimore 1:00  
Jacksonville at Buffalo 1:00  
Kansas City at San Diego 1:00  
Miami at Indianapolis 1:00  
Philadelphia at Atlanta 1:00  
Seattle at Oakland 1:00  
Tampa Bay at New York Jets 1:00

**SUNDAY NIGHT, DECEMBER 14**  
Chicago at St. Louis 7:00

**MONDAY, DECEMBER 15**  
Denver at San Francisco 6:00

**SATURDAY, DECEMBER 20**  
**(SEVENTEENTH WEEKEND)**  
Buffalo at Green Bay 11:30  
St. Louis at Carolina 4:00

**SUNDAY, DECEMBER 21**  
Atlanta at Arizona 2:00  
Baltimore at Cincinnati 1:00  
Chicago at Tampa Bay 1:00  
Indianapolis at Minnesota 12:00  
Jacksonville at Oakland 1:00  
New Orleans at Kansas City 12:00  
New York Giants at Dallas 12:00  
**New York Jets at Detroit 4:00**  
Philadelphia at Washington 1:00  
Pittsburgh at Houston 12:00  
San Diego at Denver 2:00

**SUNDAY NIGHT, DECEMBER 21**  
San Francisco at Seattle 5:00

**MONDAY, DECEMBER 22**  
New England at Miami 9:00

## 1996 POSTSEASON GAMES

- Sat. Dec. 27 AFC and NFC Wild Card Playoffs (ABC)  
Sun. Dec 28 AFC and NFC Wild Card Playoffs (NBC and FOX)  
Sat. Jan. 3 AFC and NFC Divisional Playoffs (NBC and FOX)  
Sun. Jan. 4 AFC and NFC Divisional Playoffs (NBC and FOX)  
Sun. Jan. 11 AFC and NFC Championship Games  
(NBC and FOX)  
Sun. Jan. 25 Super Bowl XXXII at Qualcomm Stadium, Jack  
Murphy Field in San Diego  
Sun. Feb. 1 AFC-NFC Pro Bowl at Honolulu, Hawaii (ABC)

## NFL DATES TO LOOK FOR IN 1996-97

- August 19** Roster cutdown to 60 players by 4 PM EDT.  
**August 24** Roster cutdown to 53 players by 4 PM EDT.  
**August 25** After 4 PM EDT clubs may establish a  
Practice Squad of five players who do not  
have one season of pro experience.  
**August 31** Regular season opens.  
**October 7** All trading ends at 4 PM EDT.  
**December 23** Clubs may begin signing free agent players  
for the 1998 season.  
**February 5-9** Combine Timing and Testing at RCA Dome.  
**February 12\*** Deadline for clubs to designate Franchise  
and Transition players.  
**April 18-19** NFL Draft.

\* tentative dates

## NOTES

## NOTES

# 1997 JETS "IN SEASON" MEDIA SCHEDULE

<b>MONDAYS</b>	12:00-12:30 Bill Parcels news conference 12:30 - 1:00 Locker room open to Media
<b>TUESDAYS</b>	Complex closed: Players off, coaches game plan day. For any club info or updates, call PR Department.
<b>WED-FRI</b>	11:00 - 11:30 Bill Parcels News Conference 11:45 - 12:30 Locker room open to media, no other access
<b>RADIO &amp; TV:</b>	Please note there will be mult box set up for your use at the Bill Parcels news conferences at the complex and in the Jets locker room at the Meadowlands and at away games.
<b>ALL MEDIA:</b>	Practice is closed to the media. Information on the locker room bulletin board or in the players' lockers is private and off limits. The training room and players lounge are closed to the media.
<b>ASST. COACHES FRONT OFFICE INTERVIEWS:</b>	All requests must be made through the PR office.

# MEDIA INFORMATION

## MEADOWLANDS INFORMATION

**Address:** Giants Stadium, East Rutherford, NJ 07073—It is bounded by Rt. 20 and the NJ Turnpike on the East, Rt. 3 on the South, Berry's Creek and Rt. 17 on the West and Paterson Plank Rd. on the North.

**Will Call:** Gate D, open 3 hours before kickoff for regular season games and 4 hours prior to any playoff game.

**Press Box Location:** Enter Gate D. Upper Level Press Box—Level 3 (Working Press, Scouts, PR Control), Lower Level Press Box—(Coaches, TV, Radio, PA, Scoreboard).

## GAME DAY DETAILS

The Jets' public relations staff is located in the press box in the 3rd row, seats 35-38. The visiting PR staff can be found in the 2nd row, seats 24-25.

## TELEPHONE SERVICE

The Jets provide 3 complimentary telephones (credit card or collect calls only) in the visitor's area of the press box along with a bank of pay telephones in the press lounge. Should you wish a private telephone at your seat, you should make prior arrangements with the NJ Sports & Exposition Authority: Toni DiGangi at 201-460-4369 or 201-935-8500. Fax: 201-460-4294

## TRANSPORTATION & HOTELS

**TAXI:** If you require a taxi after the game, reservations may be made by calling 288-4999 or 438-0916.

**HOTELS:** Marriott Glenpointe (201-836-0600), Sheraton-Hasbrouck Heights (201-836-6100), Hilton at Harmon Meadow (201-348-2000), Sheraton-Meadowlands (201-896-0500), Meadowlands-Hilton (201-348-6900).

## CREDENTIALS

Contact Sharon Czark (516-560-8109) Tuesday prior to the home game.

## DIRECTIONS TO MEADOWLANDS

**From LAG:** Take Grand Central Parkway (West) to Triboro Bridge, follow directions to George Washington Bridge. From George Washington Bridge, follow I-95 to NJ Turnpike. Take NJTP western spur to Sports Complex exit.

**From JFK:** Take Van Wyck Expressway to Long Island Expressway (495-West) to New York City's Midtown Tunnel. Cross 34th St. following directions to Lincoln Tunnel. Take Lincoln Tunnel, then travel approximately 4 miles to Rt. 3 West to the Sports Complex. Follow signs for Stadium.

**From Newark Airport:** Take NJ Turnpike north to Exit 16W and follow signs to Sports Complex.

**From Port Authority:** Load-and-go bus service for all games from 41st St. bus terminal in Manhattan.

## DIRECTIONS TO JETS TRAINING CENTER AT HOFSTRA UNIVERSITY, HEMPSTEAD (LONG ISLAND), N.Y.

**Grand Central Parkway** to Northern State Parkway to Exit 31-A, Meadowbrook Parkway. Continue south on Meadowbrook to Exit M-4 (Hempstead Turnpike). Head west on Hempstead Turnpike (Fulton Ave.)

North Campus entrance (right at third light). Look for Weeb Ewbank Hall sign on right and directions to media parking.

**Long Island Expressway** to Exit 38. Proceed south on Northern State Parkway to Exit 31-A, Meadowbrook Parkway, continue south on Meadowbrook to Exit M-4 (Hempstead Turnpike). Head west on Hempstead Turnpike (Fulton Ave.) to North Campus entrance (right at third light). Look for Weeb Ewbank Hall sign on right and directions to media parking.

**Southern State Parkway** to Exit 22, Meadowbrook Parkway North. Continue north on Meadowbrook to Exit M-4 (Hempstead Turnpike). Head west on Hempstead Turnpike (Fulton Ave.) to North Campus entrance (right at third light). Look for Weeb Ewbank Hall sign on right and directions to media parking.

## DIRECTIONS FROM PRESS BOX TO MEDIA PARKING LOTS 9 & 11:

Take Press Box elevator to Plaza Level. Exit left through gates. Turn right following curve of stadium sidewalk to end zone (approximately 75 yards).



# MODELL'S

SPORTING GOODS

**Cotta Go To Mo's**

SINCE 1889



**"Official Sporting Goods**

**Retailer of the NEW YORK JETS"**



**OFFICIAL SPONSOR  
of NEW YORK JETS  
"CATCH the PIGSKIN"  
CONTEST**

**WIN VALUABLE PRIZES!  
See store for details**

**Official Sponsor of  
the Jr. Jets Kids' Club**

46 LOCATIONS THROUGHOUT THE  
N.Y. METRO AREA

**1-800 ASK-MODELL'S**



NEW YORK JETS 1997 MEDIA GUIDE