



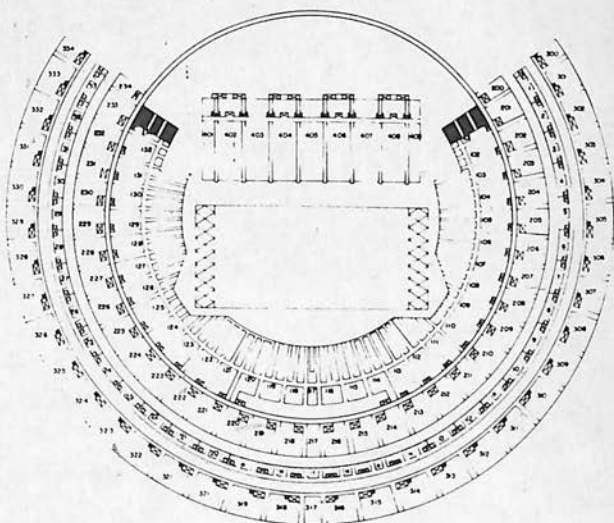
THE OAKLAND *Raiders*



1981

**"Now in the third decade as
Professional Football's Winningest Team"**

OAKLAND COLISEUM



Home games of the Oakland Raiders are played in the 54,616 seat Oakland-Alameda County Coliseum.

The Coliseum opened September 18, 1966, with the Raiders hosting the Kansas City Chiefs before 50,746.

The all-time Coliseum record for football attendance is 54,843 fans, who turned out December 11, 1972, to see the Raiders defeat the New York Jets, 24-16.

PRESS CREDENTIALS

Accredited media representatives should address requests for working press credentials on their organization's letterhead to the Public Relations Department, Oakland Raiders, 7850 Edgewater Drive, Oakland, California 94621. Call 415-562-5900.

PRESS BOX

The Press Gate is on the North side, lower level, through the F lot parking area. Both the Main Press Box (boxes 15-19), and the temporary press box (boxes 28-30) used during the baseball overlap period, are accessible by elevator.

COMMUNICATIONS

Requests for SportsComm circuits should be made at least one week in advance with Larry Phayer at 716 Tampico, Walnut Creek, California 94598 (415-944-9773 or 666-6891). Requests for Amfax circuits should be made at least one week in advance through Lorne Schecter at 514-737-8696.

Front Cover: Fred Kaplan, Norm Fisher
Back Cover: James Zar



More publications available at:

www.retroseasons.com/library/

WORLD CHAMPION OAKLAND RAIDERS 1981 SCHEDULE

PRE-SEASON

Sat., Aug. 8	ATLANTA FALCONS	6 p.m.
Sat., Aug. 15	at Green Bay (Milwaukee)	5 p.m.
Sat., Aug. 22	at New England	11 a.m.
Sat., Aug. 29	SAN FRANCISCO 49ERS	6 p.m.

CHAMPIONSHIP

Sun., Sept. 6	at Denver Broncos	1 p.m.
Mon., Sept. 14	at Minnesota Vikings	6 p.m.
Sun., Sept. 20	SEATTLE SEAHAWKS	1 p.m.
Sun., Sept. 27	at Detroit Lions	10 a.m.
Sun., Oct. 4	DENVER BRONCOS	1 p.m.
Sun., Oct. 11	at Kansas City Chiefs	1 p.m.
Sun., Oct. 18	TAMPA BAY BUCCANEERS	1 p.m.
Sun., Oct. 25	KANSAS CITY CHIEFS	1 p.m.
Sun., Nov. 1	NEW ENGLAND PATRIOTS	1 p.m.
Sun., Nov. 8	at Houston Oilers	10 a.m.
Sun., Nov. 15	at Miami Dolphins	10 a.m.
Sun., Nov. 22	SAN DIEGO CHARGERS	1 p.m.
Sun., Nov. 29	at Seattle Seahawks	1 p.m.
Mon., Dec. 7	PITTSBURGH STEELERS	6 p.m.
Sun., Dec. 13	CHICAGO BEARS	1 p.m.
Mon., Dec. 21	at San Diego Chargers	6 p.m.

(All times listed are Pacific Coast Time)

INDEX

All-League Performers	70	Mischak, Bob	11
All-Time Raider Roster	64	Monday Night Records	106
Anderson, George	12	Opponents By Series	76
Attendance Summary	97	Organization	3
Ballard, Steve	17	Ortmayer, Steve	10
Bishop, Ken	15	Otten, John	13
Boghossian, Sam	10	Outlook, 1981	20
Brown, Willie	10	Overtime Game Results	96
Conners, Dan	15	Playoff Tiebreakers	25
Davis, Al	4	Profiles, Draftees	61
Directory	2	Profiles, Veterans	26
Draft, 1981	61	Radio Network	18
Eiges, Pete	15	Raiders vs. All-Opponents	75
Erber, Lew	9	Records, Individual	98
Fink, Dr. Donald	18	Records, Post-Season	
Flores, Tom	7	Individual	108
Forty Point Games	106	Records, Post-Season Team	112
Franklin, Chet	11	Records, Team	107
Friedman, Max	13	Results, League	90
Glace, George	17	Results, Post-season	108
Glazier, Bill	18	Results, Preseason	89
Gorman Award	74	Ring, World Championship	19
Grimes, Tom	14	Romanski, Richard	13
Hall of Fame Raiders	68	Rosenfeld, Dr. Robert	18
Historial Highlights	71	Roster, 1981	58
Interconference Standings	79	Schedule, League Season	114
LaRue, Ken	17	Schedule, Preseason	113
Leggett, Earl	11	Season Ticket Summary	75
Limited Partners	6	Standings, 1960-1980	84
LoCasale, Al	16	Statistical Leaders, 1960-1980	82
Madden, John	16	Statistics, 1980	80
Madro, Joe	12	Sumner, Charles	9
Martin, Rod	12	Superlatives	103
McCloughan, Kent	14	Tiebreakers, 1981 Playoff	25
McGah, E.W.	6	Training Camp	88
Media, Oakland Area	116	Willsey, Ray	9
Medical Staff	18	Wolf, Ron	14



CLUB DIRECTORY

GENERAL PARTNERS AL DAVIS — E.W. McGAH

AL DAVIS Managing General Partner

COACHING STAFF

TOM FLORES Head Coach
LEW ERBER Receivers Coach
RAY WILLSEY Offensive Backfield Coach
CHARLES SUMNER Linebackers Coach
SAM BOGHOSIAN Offensive Line Coach
STEVE ORTMAYER .. Football Operations, Special Teams
WILLIE BROWN Assistant Coach
CHET FRANKLIN..... Defensive Backfield Coach
EARL LEGGETT Defensive Line Coach
BOB MISCHAK Assistant Coach, Scout
JOE MADRO Assistant Coach, Scout

ADMINISTRATIVE STAFF

AL LoCASALE Executive Assistant
JOHN MADDEN Special Projects
KEN LaRUE Business Manager
STEVE BALLARD Comptroller
GEORGE GLACE Ticket Manager
BILL GLAZIER Publications, Speakers Bureau
KEN BISHOP Administrative Assistant

FOOTBALL STAFF

RON WOLF Personnel Operations
TOM GRIMES Player Personnel
KENT McCLOUGHAN Player Personnel
DAN CONNERS Player Personnel
GEORGE ANDERSON Head Trainer
H. ROD MARTIN Trainer
RICHARD ROMANSKI Equipment Manager
MAX FRIEDMAN..... Film Coordinator
JOHN OTTEN Computer Operations
PETE EIGES Administrative Assistant

Raiders

7850 Edgewater Drive
Oakland, California 94621

(415) 562-5900

Tickets: (415) 635-4262

THE ORGANIZATION

The pledge first made in 1963 to build the Oakland Raiders into the finest organization in sports today finds the Raiders at the very top as World Champions of Professional Football and now in the third decade as Professional Football's Winningest Team.

Much has been accomplished in the 18 years since that pledge was made, including two World Championships, an American Football League Championship, two American Football Conference Championships, nine Division Championships, 11 years in the Post-Season Playoffs and 17 winning seasons, including an on-going all-time professional football record of 16 consecutive winning seasons.

The Raiders remarkable record of 179-68-11 (.725) since 1963 is by far the best in pro football. Since the first of nine Division Championships was won in 1967 the Raiders have maintained an even more incredible domination of pro football in terms of consistent victory. In these last 202 games the Raiders have won 148, tied 7 and lost only 47 for an unbelievable winning percentage of .759.

COACH OF THE YEAR

Another tribute to the Raider organization is that three of the head coaches who led the Silver and Black in the last 18 years have been named "Coach of the Year."

Al Davis	1963
John Rauch	1967
John Madden	1969

The monumental rise of the Raiders was achieved by meticulous design and an unwavering total commitment to excellence. These challenging years have been marked by the loyalty, dedication and determination of all who work for the Raider organization — Professional Football's Winningest Team.

TOP TEAMS, 1967-1980

Team	W	L	T	Pct.
1. OAKLAND RAIDERS	148	47	7	.759
2. Dallas Cowboys	149	52	1	.741
3. Los Angeles Rams	141	54	7	.723
4. Minnesota Vikings	131	66	5	.665
5. Miami Dolphins	124	75	3	.623
6. Washington Redskins	114	82	6	.582
7. Pittsburgh Steelers	115	84	3	.578

TOP TEAMS, 1963-1980

1. OAKLAND RAIDERS	179	68	11	.725
2. Dallas Cowboys	175	80	3	.688
3. Los Angeles Rams	163	86	9	.655
4. Minnesota Vikings	155	95	8	.620
5. Cleveland Browns	152	102	4	.598
6. Baltimore Colts	151	102	5	.597
7. Miami Dolphins	127	86	3	.596

RAIDER OWNERS

AL DAVIS *Managing General Partner*

A total commitment to excellence has marked the World Champion Oakland Raiders' monumental rise during the last 18 years to the very top of the pro sports world. During this period the Oakland Raiders earned the best record in professional football.

In these memorable 18 years the Raiders have had 17 winning seasons, the last 16 in a row. The Silver and Black have won nine Western Division Championships (1967-68-69-70-72-73-74-75-76), the AFL Championship, the AFC Championship and two World Championships of Professional Football.

The Raiders winning percentage during this period stands at an incredible .725, with 179 wins, 11 ties and only 68 losses.

The astute leader who charted, then guided the progress of the Raiders organization during these 18 challenging years is owner-managing general partner Al Davis.

Davis' 21-year professional football story, from assistant coach of the Chargers, to head coach and general manager of the Raiders, to Commissioner of the American Football League and finally to principal owner and chief executive officer of pro football's winningest team — the Oakland Raiders, — is one of the most remarkable chronicles in sports history.

In April, 1966, the then 36-year-old Davis, head coach and general manager of the Raiders, became Commissioner of the American Football League. It was a post he accepted with some reluctance, for first and foremost he was a football coach, and knew that assuming the commissionership would in all probability mean an end to his coaching career. But the AFL owners, needing drive and direction in their battle with the rival National Football League, prevailed on Davis to accept the position. He was described by AFL president Ralph Wilson as "a coaching genius and astute administrator". AFL owners pointed to his brilliant coaching and administrative record and the high esteem in which he was held by players, the news media and coaches across the country.

Eight weeks later, when pro football's two major leagues put an end to their six year war, Davis was acclaimed nationally as the driving force who brought the leagues to the conference table. When the historic merger was completed, Davis resigned his post as AFL Commissioner.

In May, 1969 he was once again a prime force in the dramatic realignment of professional football when three NFL teams, Baltimore, Cleveland and Pittsburgh, moved over to the AFL as two 13-team conferences were formed for 1970.

As a member of the NFL Owners Executive Committee Davis continues to play a key role in the growth and direction of all phases of professional football.

Al Davis first came to Oakland in January, 1963, dedicated to rescuing the faltering Oakland franchise and to building the Raiders into pro sports' finest organization. Davis was the youngest (33) in pro football holding down the demanding dual positions of head coach and general manager.

But Davis already possessed 14 years' coaching experience. He had been tabbed a "young coaching genius"



by Sports Illustrated and "the most inventive mind in the country" by Scholastic Coach Magazine. The Raiders, who had won only three of their last 28 games, were failing badly on the field and in the front office and survival of both the franchise and the young league were at stake.

But 1963 saw the start of one of the great rehabilitation jobs in football history. Introducing a meticulously designed, explosive offense and entirely new concepts in team defense, the "picked to finish dead last" Raiders thundered to a 10-4 record and missed the Division Championship by just one game.

Davis was named Coach of the Year by Associated Press, United Press International, Sports Illustrated, Sporting News and his fellow coaches. He was honored as Oakland's Young Man of the Year, the first in athletics to win this prestigious Chamber of Commerce award. Aside from his deep love of the Raiders, the community and the great Raider fans, he remains vitally interested in Bay Area baseball and basketball teams.


Al Davis was born July 4, 1929 in Brockton, Massachusetts, but was raised in Brooklyn, New York. He attended Wittenberg College and Syracuse University, earning a degree in English. In college he played football, basketball and baseball.

In 1950, he joined the staff at Adelphi College in New York as line coach. His technical football articles published in coaching magazines gained him wide attention and acclaim. He then went into the Army, being assigned as head football coach at Ft. Belvoir, Virginia. There he molded a national power service team and capped one year by defeating the University of Maryland, national collegiate champions, in a squad game.

Davis next served on the staff of the NFL's Baltimore Colts in 1954 (at age 24), concentrating on player personnel work. During 1955-56, he was line coach and chief recruiter at The Citadel. He then spent three years at the University of Southern California as line coach for head coach Don Clark. In 1959, Davis was in charge of the defense for the Trojans.

In 1960, head coach Sid Gillman hired Davis as offensive end coach of the newly-formed Los Angeles Chargers. There Davis developed the finest passing attack in the league and kept the Chargers aggressively in the forefront among all pro clubs in the fight for collegiate talent. From the Chargers, in San Diego in 1963, it was on to meet the challenge at Oakland.

Ed McGAH **General Partner**



Raider General Partner Ed McGah is a highly successful businessman with a deep interest in sports. It is a fitting tribute to his wisdom, judgment and courage that he emerged as the "strong man" from the group first awarded the American Football League franchise in 1960.

Since then, the ownership of the Raiders has evolved into a limited partnership, with Managing General Partner Al Davis and McGah heading the group.

As the only remaining member of the original partnership, McGah utilized his vast business expertise and financial soundness to establish the Raiders. Even more importantly his unyielding faith in the ultimate success of the organization added stability and credibility to the franchise.

McGah's style remains a thoughtful, low-key approach that places organizational goals over personal recognition. Yet he has played a vital role in the memorable rise of the Raiders to their position atop the world of sports. He is equally respected for his contributions to the community, as well as his dedication to the growth of the Raiders.

McGah has enjoyed a long, distinguished career in real estate, construction and land development. He built and guided a major construction company that earned him an outstanding reputation in his field.

McGah is rated as one of the outstanding semi-pro baseball players ever to perform in the Oakland area. McGah's son, Ed Jr., followed in his father's illustrious footsteps and played in the Boston Red Sox organization. Ed Jr. eventually left baseball to return to the Bay Area to work in home building and real estate development with his father.

LIMITED PARTNERS

Andrews Construction Co.
Lou Barroero
Arnold Boscacci
Eugene Boscacci
John Brooks
Julius N. Hartman
Frank Ivaldi

E. J. McGah
Sheldon Milenbach
Gladys Sargent
Henry Trione
Ralph J. Vail
Wilfred Winkenbach

TOM FLORES

Head Coach

In only his second year as head coach of the Raiders, Tom Flores demonstrated the organization's unwavering commitment to excellence as he directed the Silver and Black to the World Championship of professional football, defeating the Philadelphia Eagles 27-10 in Super Bowl XV on January 25, 1981.

Under Flores' guidance, the Raiders finished the 1980 season with an impressive 11-5 record, tied for the AFC Western Division lead, then entered the playoffs as a wild card representative.

Defeating powerful Houston and Cleveland in the first rounds of playoff competition, San Diego for the American Football Conference title and finally Philadelphia to claim the World Championship, the Raiders became the first wild card team in NFL history to win the Super Bowl.

"We went the long, hard route to get to the top," noted Flores, a 15-year contributor to the success of the Raider organization.

Flores, now 44 years old, had been on the Oakland staff as receivers coach since 1972 before being named head coach on February 8, 1979. He had earlier quarterbacked the Raiders during the formative years for pro football's winningest team, 1960-1966.

The Fresno, California native attended Sanger (Calif.) High School where he starred in football, basketball and baseball. He then attended Fresno City College, quarterbacked the 1954 and 1955 teams, captained the 1955 squad and was Honorable Mention Junior College All-America.

Flores moved on to the College of the Pacific, where he starred in football for two seasons and lettered in baseball and basketball while earning his bachelor of arts in education. In 1956 he was the sixth ranked college passer in the nation and finished fourth nationally in total offense. In 1956 he ranked seventh nationally in the NCAA statistics, received Honorable Mention on All-America and All-Pacific Coast teams and was named to the West squad for the East-West Shrine Game.

In 1958 Flores signed a professional football contract with the Calgary Stampeders of the Canadian Football League but was unable to play due to recurrence of a shoulder ailment which developed during his senior season in college. He was again hampered by the shoulder problem when trying out with the Washington Redskins in 1959. Shortly thereafter he underwent shoulder surgery, gave up active football participation and started a teaching career.

In 1960 Flores was contacted and signed by the Oakland Raiders of the newly-formed American Football League and began a program to rehabilitate his shoulder. In that initial season of play in the AFL, Flores beat out a dozen quarterback candidates to start for the Raiders and led the entire league in pass completion percentage (54%) and fewest interceptions (12). The following season, 1961, Flores finished second in the league in passing behind only George Blanda of the AFL Champion Houston Oilers.

Prior to the 1962 season Flores was stricken with a non-



infectious lung ailment which forced him out for the season and again threatened an end to his football playing career. But with a year of complete rest he was declared medically sound and reported to new Raider head coach and general manager Al Davis for the 1963 training camp.

Flores was brought along slowly in 1963 before being returned to the helm as the Raiders finished strong with a 10-4 record, only one win short of the championship, and achieved the very first of the 16 winning seasons the organization has recorded since 1963. In the final game of that 1963 season Flores threw six touchdown passes against the Houston Oilers, a club record that still stands, en route to a ranking as the No. 2 passer in the AFL. In the next three season Flores added 45 touchdown passes in league play to finish his Raider playing career with 810 completions for 11,635 yards and 92 touchdowns, the third best career total in Oakland Raider history.

In 1967 Flores was traded to the Buffalo Bills where he played in 1967 and 1968. He spent 1969 and 1970 with the Kansas City Chiefs, earning the first of his World Championship rings as the AFL Chiefs downed the NFL Minnesota Vikings 23-7 in Super Bowl IV.

Flores began his pro coaching career in 1971 as quarterback coach for the Buffalo Bills. In February of 1972 Flores returned to the Raider organization, helping to continue a passing game that was the most feared in professional football. During his seven seasons on the staff the Raiders were in the playoffs six times, won five Western Division Championships, the AFC Championship and the World Championship of Professional Football.

Flores and his wife Barbara reside in Lafayette, CA., with their 16-year-old daughter Kim. The Flores have twin 19-year-old sons, Mark, who attends the University of California at Irvine, and Scott, who attends U.C. Santa Barbara.



LEW ERBER

Receivers

Lew Erber joined the Raiders in 1976 after two years as an assistant with the San Francisco 49ers, where he was in charge of tight ends and the kicking game. The 47-year-old Erber is starting his 24th year as a coach, with previous assignments at California, Iowa State, California Western and the University of San Diego. He played single wing tailback and defensive back at Montclair State in New Jersey. Erber earned a master's degree in business education at San Diego State in 1965. The Clifton, New Jersey native played at Dwight Morrow High School in Englewood, New Jersey. Erber and his wife Pat live in Orinda. They have three daughters and two sons.



RAY WILLSEY

Offensive Backfield

Ray Willsey joined the Raider staff in 1978 after serving for five years as defensive coordinator of the St. Louis Cardinals. Willsey, 51, a native of Regina, Saskatchewan, Canada, was head coach at the University of California from 1964 to 1971. He coached previously as an assistant at the University of Washington in 1956 and the University of Texas from 1957 thru 1959. His NFL coaching experience included St. Louis in 1960-61 and the Redskins in 1962-63. A quarterback and defensive back at California in 1951-52, Willsey played with the Edmonton Eskimos of the Canadian Football League in 1953-54 and served as player-coach in 1955. He and his wife Barbara live in Lafayette. They have three daughters.



CHARLES SUMNER

Linebackers

Charles Sumner rejoined the Raider staff in 1979 after assistant coaching assignments with the New England Patriots from 1973-78 and the Pittsburgh Steelers, 1969-72. Sumner began his coaching career as a Raider assistant from 1963-68. The Radford, Virginia, native was a quarterback and running back at William and Mary in the early fifties before being drafted by the Chicago Bears. He shifted to the defensive secondary and was named Chicago's rookie-of-the-year in 1955. After two years in the Army, Sumner returned to the Bears for three seasons, 1958-60. He was selected by Minnesota in the 1960 veteran allocation draft and finished his pro career with the Vikings in 1962. He and his wife Barbara and their two sons reside in Orinda.



SAM BOGHOSIAN

Offensive Line

Sam Boghosian joined the Raider staff in 1979 after a year in private business. In 1976 and 1977 he served as offensive coordinator and line coach for the Seattle Seahawks. The Fresno, California native first joined the NFL coaching ranks in 1974 as an assistant with the Houston Oilers. An All-Coast guard on UCLA's 1954 National Championship team, Boghosian entered college coaching at UCLA where he served for 10 seasons, 1955-64. Boghosian then served nine years as offensive coordinator and line coach at Oregon State University from 1965-73. Boghosian, 49, resides in Moraga with his wife Judy and son and daughter.



STEVE ORTMAYER

Football Operations & Special Teams

Steve Ortmayer joined the Raiders in 1978 after spending three years with the Kansas City Chiefs, where he handled the kicking game, assisted in pro scouting and headed the conditioning program. Ortmayer, 37, came to the Chiefs in 1975 after serving the previous year as an offensive assistant at Georgia Tech. He began his coaching career in 1967 at the University of Colorado as a graduate assistant, then was an offensive and defensive assistant for six years. The Plainsville, Ohio native attended Vanderbilt University and graduated from LaVerne College with degrees in English and physical education. He, his wife Merylee and son live in Alameda.



WILLIE BROWN

Assistant Coach

After 16 years as the finest cornerback in pro football, Willie Brown retired prior to the 1979 season and joined the Raider staff. Brown starred for the Raiders for 12 seasons, 1967-78, after being acquired in a trade from Denver where he played from 1963-66. He holds a pro record, intercepting at least one pass in each of 16 consecutive seasons. His 38 interceptions is a Raider team high and his career total of 54 ranks among NFL all-time leaders. Brown set a Super Bowl record with an interception return of 75 yards for a TD in Super Bowl XI. He was a Pro Bowl selection four times and played in five AFL All-Star games. Brown entered pro ball as a free agent with Houston in 1963 after four years at Grambling. The 39-year-old Yazoo City, Mississippi native now resides in Kensington, California with his wife Elizabeth, one son and two daughters.



CHET FRANKLIN

Defensive Backfield

Chet Franklin, 46, joined the Raiders in 1980. An assistant at New Orleans, Franklin came to the Raiders with 21 seasons of coaching experience. He was an assistant with the Kansas City Chiefs from 1975-77 and with the San Francisco 49ers from 1971-74. Franklin coached at Stanford (1959), Oklahoma (1960-62) and Colorado (1963-70). He graduated from the University of Utah in 1957 after playing three years as a linebacker and guard. An All-Conference pick his final two seasons, Franklin was also team captain his senior year. He served in the Marines and then earned a masters degree in education from Stanford in 1959. Franklin, a native of Ontario, Oregon, resides in Orinda with his wife Ann and daughter.



EARL LEGGETT

Defensive Line

Earl Leggett, 46, joined the Raiders in 1980 after a year in business. He directed the defensive line for San Francisco in 1978 and Seattle from 1976-77. He coached the defensive line for the Southern California Sun of the World Football League from 1974-75. He began his coaching career at Nichols State (Louisiana) in 1971, followed by two seasons at Texas Christian University. An All-American as a defensive tackle at Louisiana State University, Leggett was the Chicago Bears' first round choice in 1957. He was traded to Los Angeles in 1966 and later taken in the 1967 veteran allocation by New Orleans with whom he played for two seasons. The Palatka, Florida native resides in Pleasanton with his wife Bobbie. They have two sons and two daughters.



BOB MISCHAK

Assistant Coach, Pro Scout

Bob Mischak is in his 12th year with the Raiders. He rejoined the organization in 1973, after seven years as assistant athletic director and offensive line coach at the United States Military Academy, his alma mater. Mischak, 48, was an All-America end at the Military Academy where he starred in football and baseball during 1951-53. The Newark, New Jersey, native served as an infantry officer in Europe and as assistant coach at West Point before playing professional football with the New York Giants in 1958. He was an All-AFL guard with the New York Titans during 1960-62, then played tight end and guard with the Raiders from 1963-65. The Mischak family includes wife Doris, and a son and daughter. They reside in Danville.



JOE MADRO *Assistant Coach, Scout*

Joe Madro joined the Raiders in 1977, after three years as offensive line coach and two as director of scouting for the Houston Oilers. The Cleveland, Ohio native was offensive line coach for the San Diego Chargers from 1960-71. From 1955-59 he was an assistant coach for the Los Angeles Rams, after coaching at the University of Cincinnati (1949-54) and Miami of Ohio (1946-48). Prior to duty with the Coast Guard from 1942-46, Madro coached at Ohio State, his alma mater, and Denison University. He and his wife Patricia reside in San Leandro. They have five children.



GEORGE ANDERSON *Head Trainer*

George Anderson, the only original Raider staff member still active with the organization, is starting his 22nd season as trainer. Anderson, 52, joined the Raiders in 1960 after serving 10 years in training positions at the University of Southern California, Odessa (Texas) High School and the University of California. He first started as a trainer after injuring a knee as a sophomore at San Jose State. Anderson went to college after serving in the Army from 1946-48. A native of Vallejo, California, he played baseball and basketball in high school. George, his wife Marcy, and their three children live in Pinole.



ROD MARTIN *Trainer*

Rod Martin joined the Raiders in 1980 after serving two years as assistant trainer at the University of Maryland and one year at the University of Kentucky as a graduate assistant. The 29-year-old native of Lawrenceburg, Kentucky graduated in 1975 from Morehead State University in Kentucky with a bachelor of arts degree in recreation and in 1977 received a masters in education. At Anderson County High School in Lawrenceburg, Martin played defensive back and wide receiver in football and outfield in baseball. Martin and his wife Donna reside in San Leandro.



RICHARD ROMANSKI

Equipment Manager

Richard Romanski is in his 19th season with the Raiders. He joined the organization in 1963. Romanski, during two years in the Army at Ft. Belvoir, Va., was a player and later a coach for Al Davis' outstanding service teams. A native of Milwaukee, Wisconsin, Romanski, 54, played five high school sports and was an all-league quarterback his final two years. He graduated from St. Norbert College in 1951 after earning Catholic All-America honors in football. He taught and coached in high school in Milwaukee after completion of his tour of duty with the Army. He makes his home in San Leandro.



MAX FRIEDMAN

Film Coordinator

Max Friedman is in his third season with the Raiders after spending four seasons filming football for Southern Methodist University. At the same time he worked for AVW Audio-Visual in Dallas producing multimedia photography shows. The 28-year-old Clarksville, Mississippi native graduated from SMU in 1976 with a degree in broadcast, films and arts after transferring from the University of Mississippi. At Clarksville High School Friedman once held the state record in the 440. He now resides in Alameda.



JOHN OTTEN

Computer Operations

John Otten is now in his 13th year with the Raiders, fifth in a full-time capacity. Now in charge of computer operations the 24-year-old Otten first joined the Raiders in 1968 as a field house assistant. While working for the Raiders, Otten attended Bishop O'Dowd High School in Oakland and later studied computer data processing at Chabot College in Hayward. At Bishop O'Dowd, Otten was a varsity quarterback for three seasons and threw the shot and discus in track. The Oakland native now makes his home in Alameda.



RON WOLF

Personnel Operations

Ron Wolf rejoined the Raiders in 1978 after three years with the Tampa Bay Buccaneers as Vice-President of Operations. Wolf, 42, first started with the Raiders as a talent scout for Head Coach-General Manager Al Davis in 1963. When Davis was named AFL Commissioner in 1966, Wolf accompanied him to the League Office as Coordinator of Talent, then returned to the Raider organization as Director of Player Personnel prior to the opening of that 1966 season. Through the spring of 1975 he played a major role in the most highly respected player personnel operation in sports. Wolf then was named to the top management position with the newly-franchised Tampa Bay Buccaneers. A native of New Freedom, Pennsylvania, Wolf served with Army intelligence in Europe, 1956-59. Wolf is a 1963 graduate of the University of Oklahoma where he majored in history. Wolf, his wife Edie and son Jonathan reside in Alameda.



TOM GRIMES

Player Personnel

Tom Grimes is now in his 13th season with the Raiders. Before joining the player personnel department he served as director of public relations from 1969-75. He came to the Raiders after two years as assistant publicity director of the Miami Dolphins. Grimes covered the AFL in 1966 as sports editor of the Fort Lauderdale Sun-Sentinel, a post he held for seven years. He began his career in journalism with his hometown Miami Herald in 1954. He graduated from the University of Miami in 1958 with a degree in education and journalism. During two years Army duty, Grimes served in the Military Academy sports information office. Grimes, his wife Lynn and two daughters reside in Alameda.



KENT McCLOUGHAN

Player Personnel

Kent McCloughan is in his 15th season with the Raiders as a player and scout. The Broken Bow, Nebraska native began scouting in 1972, one year after his retirement as an active player. He was a standout cornerback for the Raiders from 1965-70, earning All-AFL honors in 1966 and 1967. McCloughan attended the University of Nebraska, where he played offense and defense, leading the Big Eight in scoring his senior year with 74 points. McCloughan, 38, was a three-sport star at Broken Bow High and was All-State in basketball and All-American in both football and track. He set a state record in the 220. The McCloughan family includes wife Eleanor and their three sons. They reside in Loveland, Colorado.



DAN CONNERS

Player Personnel

Dan Conners, now in his 12th year with the Raiders, rejoined the organization in 1980 after serving as a scout for the Tampa Bay Buccaneers from 1975-78 and the San Francisco 49ers in 1979. Conners, 38, was an outstanding middle linebacker for the Silver and Black for 11 seasons, 1964-74. He was named to the AFL All-Star game three times, 1967-69, and intercepted 15 passes, an all-time record for Raider linebackers. He also returned three interceptions and two fumbles for touchdowns during his career. The Clearfield, Pennsylvania native attended the University of Miami and obtained a B.A. in education, in addition to being a three-year starter as a defensive tackle. He was named the outstanding defensive player in the Senior Bowl, and participated in the North-South, All-America and College All-Star games. Conners, his wife Marilyn, son and daughter reside in Pleasanton.



KEN BISHOP

Administrative Assistant

Ken Bishop is in his 13th season with the Raiders. He joined the organization in 1969 after six years as Foothill College sports publicist. Bishop covered the Raiders in the mid-60's for the San Jose Mercury News where he worked for five years as a sportswriter. He wrote for various Peninsula newspapers and Amateur Athlete, Swimming World and All-America Swimmer magazines. He also served a tour of duty with the U.S. Army. Born in Palo Alto, the 38-year-old Bishop now makes his home in Fremont.



PETE EIGES

Administrative Assistant

Pete Eiges is now in his second year with the Raiders as administrative assistant to the coaching staff. While a full-time Raider employee, the 21-year-old native of North Woodmere, New York is also pursuing a business and marketing college degree. At Lawrence High School in Cedarhurst, New York, he was active in varsity soccer for three years and participated in intramural football, baseball, basketball and hockey. Eiges now makes his home in San Leandro.



AL LoCASALE

Executive Assistant

Al LoCasale joined the Raiders in 1969 after serving as Director of Player Personnel of the San Diego Chargers and Cincinnati Bengals. LoCasale is an original AFL executive, being with the Los Angeles Chargers when the league started in 1960. After seven years with the Chargers, including five division championships and the AFL Championship in 1963, LoCasale was the first employee hired by Paul Brown when the Cincinnati Bengals were formed in 1967. LoCasale built the player personnel system that provided Cincinnati with the talent nucleus for becoming the only expansion team to win a division championship in just its third season of play.



Now in his 29th year in football, LoCasale was administrative assistant at the University of Southern California in 1959 and coached at the University of Pennsylvania, his alma mater, Bainbridge Naval Training Center while in the Navy and in high school. He has also done extensive radio and television work.

LoCasale, 48, a founder of the NFL Working Executives Group, is on the Board of Directors of NFL Properties and NFL Films, and serves on the NFL Management Council. He, his wife Jananne and son Nicholas make their home in Alameda.

JOHN MADDEN

Special Projects

Former head coach John Madden now serves the organization in special projects. He is also currently the top analyst for CBS-TV, assigned to their number one NFL telecast each week. Madden, 50, is in his 15th year with the Raiders, having been linebacker coach in 1967-68 before being named head coach in 1969. During Madden's 10 years as field boss the Raiders won 103 games, tied 7 and lost only 32; won seven division championships, an AFC championship and the World Championship. Madden is only the second NFL coach in the modern era to win 100 games in just 10 seasons.



Madden was defensive coordinator at San Diego State from 1964 to 1966. He began coaching at Hancock Junior College in Santa Maria, California, as an assistant for two seasons, then served as head coach in 1962-63.

Madden earned his bachelor and masters degrees at California Polytechnic College at San Luis Obispo where he was an All-Conference tackle in 1957 and 1958. He was also a catcher in baseball. Madden was drafted by the Philadelphia Eagles in 1958 but a knee injury in his rookie year ended his playing career.

Born in Austin, Minnesota, Madden was raised in Daly City, California. He, his wife Virginia and their two sons now reside in Pleasanton.

KEN LaRUE *Business Manager*

Ken LaRue is now in his 11th year with the Raiders, having rejoined the organization in 1978. LaRue, who was business manager for the Silver and Black from 1969 thru spring of 1975, returned after serving as assistant general manager for the Tampa Bay Buccaneers. He first came to the Raiders in 1969 from Ball State University, his alma mater, where he was director of conferences and special events. LaRue was also a personnel scout for the San Diego Chargers. He coached at Kansas State University for seven years after four years of high school coaching in Indiana. A native of Goshen, Indiana, LaRue was an All-State end in high school and also won honors as a receiver at Ball State. He spent 1952-56 in the Air Force. He now makes his home in San Leandro.



STEVE BALLARD *Comptroller*

Steve Ballard is presently in his 15th season with the Oakland Raider organization. Now responsible for the accounting department and numerous related administrative areas, Ballard first joined the Raiders as a part-time public relations department aide while only 15 years old. He then served in a varied training program including extensive work in Raider ticket office operations and insurance matters while earning his bachelors degree in business administration at California State University at Hayward. Ballard, 29, assumed his current position in 1974. Born in Norfolk, Virginia, he now makes his home in San Leandro.



GEORGE GLACE *Ticket Manager*

George Glace is another veteran Raider staff member, now starting his 19th year as ticket manager. He came to the Raiders in 1963 after serving three years with the Chargers. Glace, a native of Jamestown, New York, worked in the sports ticket field in Southern California at the Pan Pacific Auditorium, the Los Angeles Coliseum and Sports Arena and other athletic complexes. He gained administrative experience as manager of a bowling facility for eight years. Glace resides in San Leandro.



BILL GLAZIER

Publications, Speakers Bureau

Bill Glazier is in his fourth season with the Raiders after serving three years as sports editor of the Valley Pioneer in Danville, California. Glazier, 29, had previously covered Bay Area sports for the Tri-Valley Herald & News and earlier for the Daily Californian while a student at the University of California in Berkeley. Glazier, a native of Alameda, attended Orange Coast Junior College before enrolling at Cal where he graduated with his bachelors degree in journalism. He and his wife Stephanie now make their home in Moraga.



MEDICAL STAFF

The Raiders outstanding medical staff is comprised of Team Physician Dr. Donald Fink of Castro Valley and Orthopedic Specialist Dr. Robert Rosenfeld of Beverly Hills.

Dr. Fink, who joined the Raiders five years ago, graduated from the University of Michigan and interned at the University of Nebraska Medical Center. He served two years as a corpsman in the U.S. Army.

Dr. Rosenfeld, one of the nation's outstanding orthopedic surgeons, joined the Raiders in 1969. He earned his degree from the University of Iowa in 1938 and has practiced in Beverly Hills for more than 40 years. He is also a consulting orthopedist for the USC Trojans and Chief of Orthopedics at Cedar/Sinai Medical Center in Los Angeles, one of America's top medical facilities.

RAIDER RADIO

In 1981 Raider broadcasts will originate for the sixth consecutive season on KGO Newstalk Radio 81, top station in Northern California.


KGO (810 on the dial) is owned and operated by the American Broadcasting Company (ABC) and headed by Vice President and General Manager Michael Luckoff. At 50,000 watts KGO is one of the nation's most powerful radio stations and has been a prime broadcasting force in the West for over 50 years.

The Northern and Central California Raider Network is arranged by Peter Lombardo of Lombardo and Associates, home based in the Bay Area.

In Southern California Raider games are carried on top-rated KNX (1070 on the dial). KNX, owned and operated by CBS, Inc. is headed by Vice President and General Manager George Nicholaw. This 50,000 watts station covers all primary markets in Southern California and has penetration into Mexico.

Additional national rights to Raider Radio are held by Bob Speck Productions of Los Angeles who have developed a network bringing the World Champion Raiders to major markets throughout the land.

A CHAMPIONSHIP RING



After Super Bowl XV Raider Managing General Partner Al Davis, Head Coach Tom Flores and Executive Assistant Al LoCasale met to oversee creation of the Raiders World Championship ring. Their design guidelines were explicit - white gold, a raised football-shaped crest of diamonds on a black surface, the same "massive elegance" that had made the Raider 1976 World Championship ring one of the most memorable pieces of championship team jewelry ever awarded.

"Following the Super Bowl I stated that our team was magnificent," said Davis. "I would only hope that our players, coaches, staff and partners would be able to echo a similar sentiment about their World Championship rings that symbolize the finest hour in the history of the Oakland Raiders."

Using the Raider guidelines several top companies submitted drawings and sample designs. After a thorough evaluation the Raiders authorized Lenox Awards, Inc. of St. Charles, Illinois - makers of their Super Bowl XI World Championship rings - to produce the new ring. Lenox Awards President Tom Brasher's creative concept incorporated all the elements the committee sought and maintained continuity with their striking Super Bowl XI design.

One shank of the 30 penny-weight ring commemorates winning the Super Bowl and the AFC Championship. The other shank recognizes the individual and carries his name and number, his area (offense, defense, staff, etc.), his position and the Raider emblem.

There are 33 five-point diamonds on the ring face. The 14 in the border and four corners represent the years during which the Raiders have dominated professional football since their participation in Super Bowl II. The four stones in the corners also symbolize the Raiders remarkable achievement in becoming the first team in NFL history to win four post-season games enroute to becoming the World Champions of Professional Football.

The 19 small stones in the raised crest represent the 19 games played by the Oakland Raiders on the challenging road to Super Bowl XV. With the two center diamonds, the 21 stones on the crest recognize the memorable 21-year history of the Raider organization. The two three-quarter carat center stones symbolize the two World Championships won by the Raiders in the last five years.

1981 OUTLOOK

THE THIRD DECADE CONTINUES

In 1980 the Raiders opened their third decade by adding to an already unrivaled record of excellence. Highlighting this 21st season of competition for the Silver and Black was the second World Championship in the last five years, won over a long 20-game campaign that saw the Raiders go 13-2 during the final 15 games.

Their 11-5 mark in 1980 league play gave the Raiders their 16th consecutive winning season, a record never equalled in the 61-year history of the National Football League.

The 1981 campaign will be a challenging one for the World Champions, with only four of the 16 league games against teams that had losing records last season. As usual, the Raiders open on the road, with three of their first four league contests played away from home. Four of the first six games are against AFC Western Division opponents magnifying the need for a strong start in this toughest division in pro football.

Three Monday night national telecasts involve the Silver and Black — on the road against the reigning NFC Central Division Champion Minnesota Vikings (September 14), at home against the powerful Pittsburgh Steelers (December 7) and on the road again for the season's final Monday night clash, in San Diego (December 21). In the 11 years of Monday night football the Raiders have earned an incredible 16-1-1 record, by far the best in the NFL.

As part of 28,000 miles of team travel in the '81 league season, the Raiders are scheduled for three other long trips — besides the one to Minnesota — to tangle with the Detroit Lions, Houston Oilers and Miami Dolphins. Three of the Raider home games will be played indoors — at the Houston Astrodome, the Seattle Kingdome and the Pontiac Silverdome (home of the Detroit Lions).

The Raiders, who have compiled a 27-7-1 record against NFC opponents since merged play began in 1970, play four games this season against rugged NFC Central Division Competition. At home the Silver and Black will host the Chicago Bears with NFC top rusher Walter Payton and the Tampa Bay Buccaneers to go with the road games against the Lions and Vikings.

Though known as a veteran team the Raiders list more than two dozen players who go into the 1981 season with four or less years of prior pro football experience — including nine who were starters in Super Bowl XV. With returnees from the injured list, free agent signings and the college draft the Raider training camp in '81 should again be a highly competitive one.

But the entire Raider organization stands ready to meet the continuing challenge of the Eighties in a drive for the championship playoffs and a 17th consecutive winning season, proudly aware that through three decades no team has won as often or as dramatically as the Oakland Raiders.

OFFENSE

With re-emphasis on the deep passing capability plus a quick strike threat on the ground the Raiders topped the 40 point mark in one game, exceeded 30 points in four other games and finished third in the Conference in scoring with 364 points in league play. The Raiders added 16 more games to their extraordinary consecutive games scoring string, running the total to 214. In winning the World Championship in Super Bowl XV the Raiders scored 27 points against a powerful Philadelphia defense that had yielded an average of only 13.9 points a game in 1980.

The Raiders 1980 rushing average of 4.0 yards per carry was topped by only one team in the Conference while only one team in the entire league topped the Raiders 14.0 yards per pass completion average. Both the longest run-from-scrimmage in the league in 1980 (89 yards by Kenny King) and the longest pass completion in the AFC (86 yards, Jim Plunkett to Cliff Branch) were recorded by wearers of Silver and Black.

Head Coach Tom Flores and his outstanding offensive staff will again stress getting the ball downfield thru design, technique and personnel in ways to best utilize full field width and depth, while still developing ball control capacity for situations that require a possession approach.

QUARTERBACK

Three former first round draft choices make up the Raiders high-quality quarterback corps. Ten year veteran Jim Plunkett, Most Valuable Player in Superbowl XV and NFL-Comeback-Player-of-the-Year in 1980, led Oakland to a 13-2 record after taking over the starting role from injured Dan Pastorini in the sixth game of the 1980 season. Plunkett passed for 2,299 yards and threw 18 touchdown passes, averaging almost 14 yards per completion. The former Heisman Trophy winner from Stanford also averaged five yards per carry rushing the ball. In postseason play Plunkett added 889 yards to his passing total, threw for seven touchdowns, and played nearly errorless ball, being intercepted only three times in 92 attempts.

Dan Pastorini, another ten-year veteran, who led the Oilers to two consecutive AFC Championship Game appearances, came to the Raiders in a trade with Houston prior to the 1980 season. Before suffering a broken leg in the fifth league game he had passed for 932 yards and five touchdowns, averaging just over 14 yards per completion. In his very first start for Oakland, Pastorini became only the fifth Raider quarterback to throw for over 300 yards in one game, passing for 317 yards against Kansas City.

Tall, talented rookie Marc Wilson saw very limited service in 1980 preseason and league play but clearly demonstrated the poise, ability and leadership that made him the organization's first pick in the 1980 draft. Wilson, the nation's top passer while leading Brigham Young University to an undefeated season in 1979, completed three of five passes in his two short league game appearances.

Perennial All-Pro punter Ray Guy also practiced at quarterback after Pastorini was lost and Coach Flores has indicated that Guy will again get practice time under center this season to provide emergency depth.

RUNNING BACKS

For the fifth consecutive season fullback Mark van Eeghen topped Raider ball carriers, gaining 838 yards to finish fourth among AFC rushers. Van Eeghen is now the leading rusher in Oakland Raider history, having pounded out 5,757 yards in his seven seasons in Silver and Black. The former Colgate University star added 29 pass receptions to raise his career total to 155, ninth among all-time Raider receivers. Van Eeghen ranks eighth among all-time Raider scorers with 222 points on 37 touchdowns and has seen action in 104 consecutive league games.

In a draft-day trade a year ago the Raiders acquired second year pro Kenny King from the Houston Oilers. In just his first season with Oakland, King set a club record with an 89-yard scoring burst against the Chargers, rushed for 761 yards in league play, averaged 4.4 yards per carry, set a Super Bowl record with an 80-yard pass reception and was chosen to the AFC Pro Bowl squad. The speedster from the University of Oklahoma developed into a capable receiver and a solid blocker as well as a big play running threat.

Halfback Arthur Whittington provided additional speed both as a runner and receiver. The third year pro from SMU gained 299 yards rushing and 205 more on 19 receptions in league play, then averaged 17 yards per catch in the post-season drive to the World Championship.

Second year fullback Derrick Jensen added blocking power, short yardage strength and averaged over 12 yards per reception, as well as excelling on special teams.

Late draft choices Frank Hawkins, a tenth round choice from University of Nevada, Reno, where he gained over 5,000 yards in four varsity seasons, and eleventh round pick Chester Willis, a speedster from Auburn University, and last year's eighth round choice, Kenny Hill from Yale, who spent the 1980 season on reserve, will also compete for spots in the offensive backfield.

WIDE RECEIVERS

A pair of proven veterans — ninth year pro Cliff Branch and tenth year pro Bob Chandler — led the Raiders potent passing attack in 1980, combining for 17 touchdowns in league play.

Branch caught 44 passes for 858 yards and seven scores and his average of 19.5 yards per catch was tops among all NFL receivers with 40 or more receptions. The former world class sprinter also tied an NFL record with two touchdowns in the Raiders Super Bowl XV triumph. Branch is now the number two receiver in Raider history with 364 catches for 6,378 yards and 57 touchdowns.

Chandler, acquired in a trade with Buffalo prior to the '80 season, led the Raiders in receptions with 49, in touchdowns with 10 and added great outside blocking as well. His ten touchdowns were surpassed by only one receiver in the entire league. Chandler has now caught 344 passes in his pro career for 4,785 yards and 44 TDs.

Seven year pro Morris Bradshaw and young veterans Rich Martini and Ira Matthews provided depth at wide receiver and played prominent special teams roles. Bradshaw averaged 22 yards on his six receptions, Matthews caught three for 33 yards and Martini one for 36 yards. Malcolm Barnwell, a seventh round pick a year ago out of Virginia Union who was on reserve in '80, will also battle for an outside receiver berth.

TIGHT END

Great depth allowed the Raiders to trade outstanding tight end Dave Casper early in the 1980 season to Houston for three high draft choices. Eleven-season star Raymond Chester and talented, versatile, youngsters Derrick Ramsey and Todd Christensen maintained the high-level receiving and blocking at tight end that has long been a Raider tradition.

Chester, like Casper a Pro Bowl choice in 1979, became the number five receiver in Raider history during the '80 campaign. His 28 receptions gave him a career total of 203 catches for 2,798 yards and 36 touchdowns for the Silver and Black. Chester led Raider receivers in the postseason with 12 receptions for 202 yards.

Ramsey, now entering his fourth pro season, saw heavy action in 1980 at tight end and on special teams. A converted college quarterback, the former Kentucky star averaged over 23 yards a catch, including a career-high 58-yarder against Seattle.

Christensen, captain of Raider special teams in 1980, was used primarily in short yardage and goal line situations. He scored a crucial touchdown in the "Wild Card" playoff win over Houston on his only reception of the season. The one-time running back from BYU has developed into an excellent blocker.

Terry Nelson — twelfth round draft choice this year — is a big, raw-boned prospect out of the University of Delaware.

OFFENSIVE LINE

A physically impressive, powerful, deep offensive line remains a trademark of the World Champion Oakland Raiders. The veteran starters, young reserves and newcomers acquired in the draft appear primed to keep this unit one of the best in the game.

Gene Upshaw, a six-time Pro Bowl selection, has started 202 consecutive league games at left guard, the longest such streak of any player active in the entire NFL today, and still ranks among the best. Left tackle Art Shell has missed only five league games out of 186 played during his tenure with the Silver and Black and made the Pro Bowl squad for the eighth time in 1980. Center Dave Dalby had another solid season in '80 and raised his consecutive games played total to 132.

The right side of the Raider line — guard Mickey Marvin and tackle Henry Lawrence — has achieved top status with outstanding play in 1980. Marvin, the only second-year pro to become a regular in the Raider offensive front in over a decade when he broke into the lineup in 1978, came back completely from an injury that forced him out for most of the 1979 campaign to be a powerful force on runs or passes.

Henry Lawrence has played in 70 consecutive games for Oakland, and has been a starter in the last 53. He has developed into one of the stellar right tackles in the game today.

Versatile six-year veteran Steve Sylvester is the top back-up at center and adds experienced depth at both guard and tackle spots. He also is a capable long snapper as well. Massive third year pros Lindsey Mason and Bruce Davis have developed into promising performers at either tackle or guard.

Curt Marsh of the University of Washington, second of the Raiders two first round draft choices in 1981, and ninth round choice Curt Mohl from UCLA, plus Phil Livingston, a rookie from Maryland who spent the 1980 season on reserve, are additional high quality challengers in the offensive line.

DEFENSE

Coach Tom Flores and his outstanding defense staff will again deploy the Raiders in a wide variety of fronts, stunts and coverages involving emphasis on both the 3-4 and 4-3 alignments and a heavy use of "situation substitution".

Aggressiveness and alertness were keys to Raider defensive success in 1980 when the Silver and Black led the league in pass interceptions (35 in league play plus 10 more in the post-season), led the league in lowest average rushing gain allowed (only 3.4 yards per carry), finished second in the league in yardage gained on interception returns (501) and third in the league in quarterback sacks (54). Only one team in the league scored more touchdowns on defense than the opportunistic Raiders who converted interceptions or fumble recoveries into touchdowns four times during the regular season.

To earn their way into Super Bowl XV the Raider defense had to slow the top three offensive yardage producers in the American Conference — San Diego, Houston and Cleveland. In the 1980 postseason games the Raider defense yielded a total of only 56 points, holding four teams with a combined average of 23 points a game to an average of only 14 points each.

DEFENSIVE LINE

Up front seven linemen — ranging from an 11-year veteran to a pair of second year pros — worked in different combinations to anchor the Raider defense.

The starting group in the 3-4 alignment were John Matuszak and Dave Browning at the ends with Reggie Kinlaw at middle guard. Super-quick defensive ends Cedrick Hardman and Willie Jones served as "designated rushers" while Dave Pear filled inside and Joe Campbell outside.

Matuszak was a pillar of strength against run and pass at left end in the 3-4 and also moved inside to provide additional size in the 4-3. Browning, increasingly strong through work with the Raider weight program, held down the right end effectively and also saw service at tackle in the 4-3. Kinlaw showed both great range and penetration ability as a nose guard or defensive tackle and led the line group in total tackles.

Hardman, now entering his 12th year in the league, was a steady force for the young defenders and led the line in quarterback sacks. He made numerous big plays, including hits that created defensive touchdowns against San Diego and Pittsburgh. Jones, going into his third pro season, again finished high in sacks after leading the club as a rookie. Pear, equally adept at middle guard or defensive tackle, finished the season in high gear, culminating with some big plays in Super Bowl XV. Campbell, a number one pick by New Orleans five years ago, came to the Raiders in a trade after the sixth league game and showed considerable ability and potential in a back-up role and as a special team performer.

Mickey Sims, a veteran of three years play with the Cleveland Browns, and two high draft choices — second round pick Howard Long from Villanova and fourth round selection Johnny Robinson from Louisiana Tech — will help make the defensive line one of the most competitive areas in training camp.

LINEBACKERS

Ted Hendricks, a Pro Bowl selection in 1980 — his 11th season in the league — continues as one of the game's best outside backers. Operating from a wide variety of locations in the Raiders unique defensive

system Hendricks, who has played in 174 consecutive league games, made big plays against run and pass, had three pass interceptions and led the team in quarterback sacks. Tough Rod Martin took over at the other outside backer in mid-season, improved from week-to-week and set an NFL record with three interceptions in Super Bowl XV. Jeff Barnes, a four year veteran, has excellent speed and range outside and excels on special teams.

Inside the Raiders paired two newcomers in 1980 — Bob Nelson, in his fifth year in the league but his first active season in Silver and Black, and rookie Matt Millen, a second round choice converted from the defensive tackle spot he played at Penn State. Both were strong, aggressive and intimidating, giving the defense stability against the run inside. Young veterans Randy McClanahan, who started eight games while Nelson was injured, and Mario Celotto, provided depth inside and heavy hitting on special teams.

A pair of 1980 draftees — John Adams and William Bowens — who were on reserve in their rookie seasons are ready to compete for playing time as outside backers.

DEFENSIVE BACKS

With a secondary unit that had never played together previously, the Raiders led professional football in pass interceptions in 1980. Pro Bowl left corner Lester Hayes topped the NFL with 13 interceptions in league play plus five more in post season play — and had four taken away through penalties. The fourth year pro missed the all-time league record by only one interception. Dwayne O'Steen, a combative corner in his third pro season, was acquired from the Rams in a late preseason trade and started the final ten games, including the Super Bowl, on the right side. Monte Jackson, a former two-time Pro Bowl selection, played a prominent role in the pass defense unit throughout the playoffs. Odis McKinney, acquired from the Giants before the season, provided quality depth at all spots and as a regular in five back coverages and on special teams.

Rugged Mike Davis, a third year pro and second year starter at strong safety, was equally solid against run or pass and rapidly developed into one of the conference's best. At free safety the Raiders started Burgess Owens, acquired in a draft-day trade after seven seasons as a regular with the Jets. Owens led the Raiders in unassisted tackles in 1980, had three interceptions and provided seasoned leadership in the young secondary. Keith Moody, signed in midseason, adds experience at free safety.

Leo Gray, a converted wide receiver who missed last season returns. Add top draft choice Ted Watts, a number one pick out of Texas Tech. James Davis, a fifth rounder from Southern University, Kenny Hill who may work here as well as on offense and veteran Danny Reece, signed as a free agent after five seasons with Tampa Bay, and the secondary becomes another highly competitive area for the World Champions.

SPECIALISTS

Punter Ray Guy, a seven-time Pro Bowl selection, averaged 43.6 yards, bettering his remarkable 43.1 yard career average and also ably handled some of the kickoff duties. Chris Bahr, a five year vet signed as a free agent as the season opened, led the team in scoring with 98 points on 41 PATs and 19 field goals. Bahr was deadly in the post season, drilling six of seven field goal attempts. He ranked eighth in the NFL on average length of field goals made in 1980 (35.9 yards) and tied a club record with four field goals made in the home game against Seattle.

Ira Matthews tied a Raider season record with 48 punt returns and averaged almost nine yards per return. Matthews, Arthur Whittington and Keith Moody shared the kickoff return role. The Raiders topped the league with two kickoff returns for touchdowns — one by Whittington (90 yards vs. Cincinnati) and one by Derrick Jensen (33 yards vs. N.Y. Giants).

1981 PLAY-OFF TIEBREAKERS

DIVISION TIES

If, at the end of the regular season, two or more clubs in the same division finish with the best won-lost-tied percentage, the following steps will be taken to determine the division winner.

Two Clubs

1. Head-to-head (best won-lost-tied percentage in games between the clubs); 2. Best won-lost-tied percentage in games played within the division; 3. Best won-lost-tied percentage in games played within the conference; 4. Best won-lost-tied percentage in common games, if applicable; 5. Best net points in division games; 6. Best net points in all games; 7. Strength of schedule; 8. Best net touchdowns in all games or 9. Coin toss.

Three or More Clubs

(NOTE: If two clubs remain tied after a third club is eliminated during any step, tiebreaker reverts to step one of two-club format.)

1. Head-to-head (best won-lost-tied percentage in games among the clubs); 2. Best won-lost-tied percentage in games played within the division; 3. Best won-lost-tied percentage in games played within the conference; 4. Best won-lost-tied percentage in common games; 5. Best net points in division games; 6. Best net points in all games; 7. Strength of schedule; 8. Best net touchdowns in all games or 9. Coin toss.

WILD CARD TIES

If necessary to break ties to determine the two Wild Card clubs from each conference, the following steps will be taken;

1. If all the tied clubs are from the same division, apply division tiebreaker.
2. If the tied clubs are from different divisions, apply the following steps.

Two Clubs

1. Head-to-head, if applicable; 2. Best won-lost-tied percentage in games played within the conference; 3. Best won-lost-tied percentage in common games, minimum of four; 4. Best net points in conference games; 5. Best net points in all games; 6. Strength of schedule; 7. Best net touchdowns in all games or 8. Coin toss.

Three or More Clubs

(NOTE: If two clubs remain tied after the third or other clubs eliminated, tiebreaker reverts to step one of applicable two-club format.)

1. Head-to-head sweep (applicable only if one club has defeated each of the others or one club has lost to each of the others); 2. Best won-lost-tied percentage in games played within the conference; 3. Best won-lost-tied percentage in common games, minimum of four; 4. Best net points in conference games; 5. Best net points in all games; 6. Strength of schedule; 7. Best net touchdowns in all games or 8. Coin toss.

1981 PLAYOFF PAIRINGS AND PRIORITY

1. **First Round**—Wild cards play each other. Home clubs will be clubs with the best won-lost-tied percentage in regular season. If tied in record, apply all applicable division tiebreakers.

2. **Other Rounds**—Sites for the AFC and NFC Divisional Playoffs and AFC and NFL Championship games are determined by the won-lost records of the division champions.

RAIDER VETERANS

ADAMS, John LB 6-3 235 Louisiana State
24 1st Year Joined Raiders: No. 5 Pick, 1980

PRO: Good size and speed ... Converted to linebacker by the Raiders after playing defensive end in college ... Spent 1980 season on reserve.

COLLEGE: Three-year starter at Louisiana State ... First-team All-Southern Conference in 1979 and 1980 ... Second team All-American as a senior ... Participated in 1979 Tangerine Bowl, 1978 Liberty Bowl and 1977 Sun Bowl ... Averaged 38.4 yards punting in 1979 ... Returned an interception 73 yards for a touchdown in 1978 ... Led LSU in tackles in 1977 ... Industrial Technology major.

PERSONAL: Born in Houston, Texas ... Resides in DeRidder, La. where he lettered in football, basketball and baseball at DeRidder High ... Played five different positions in football and averaged 42.8 yards as a punter ... Married.

BAHR, Chris K 5-10 175 Penn State
28 6th Year Joined Raiders: Free Agent, 1980

PRO: Fine kicker with excellent range and accuracy who played in all 16 league games in 1980, plus four post-season games ... Scored career-high 98 points in 1980 on 41 extra points and 19 field goals, including a longest of 48 yards ... Ranked fourth among AFC kickers in scoring, eighth in the NFL ... Outstanding in 1980 playoffs, hitting on six of seven field goals and all 12 extra point attempts ... Kicked field goals of 46 and 35 yards in Super Bowl XV victory ... His two fourth quarter field goals clinched 1980 AFC championship win ... Has played in 76 consecutive games, 60 with Cincinnati and 16 with Oakland ... Kicked longest field goal in AFC in both 1979 and 1978 with 55 and 52 yard kicks respectively ... Chosen in second round by Cincinnati in 1976 draft ... Named to NFL All-Rookie team by AP and UPI in 1976.

COLLEGE: Set virtually every kicking record at Penn State ... All-American his senior year ... Holds school career records for points, (168), field goals (35), extra points (63) and longest field goal (55 yards) ... Set school record with three field goals in one game ... Three time All-American in soccer.

PERSONAL: Born in State College, Pa. ... Brother Matt is kicker for the Pittsburgh Steelers ... Father coached him to All-America status in soccer at Penn State ... Played professional indoor soccer one season ... Married ... Lives in Cincinnati.

PUNTING					SCORING				
Year	No.	Yds.	Avg.	LG	Year	TD	PAT	FG	Total
1977	2	88	44.0	45	1976	0	39	14	81
1978	4	108	27.0	30	1977	0	25	19	82
1979	6	196	32.7	45	1978	0	26	16	74
Totals	12	392	32.7		1979	0	40	13	79
					1980	0	41	19	98
					Totals	0	171	81	414

(With Cincinnati, 1976-79)



ADAMS



BAHR



BARNES

BARNES, Jeff LB 6-2 220 California
26 5th Year Joined Raiders: No. 5 Pick, 1977

PRO: Versatile outside linebacker with great speed and range ... Has seen action in 62 straight league games, covering his four pro seasons ... Started six games in 1980 ... Has gained considerable strength through Raider conditioning program ... Outstanding on special teams ... Intercepted one pass in 1979 ... Recovered a blocked punt and returned it 13 yards against Baltimore in 1977 AFC playoff game ... Has improved each year at linebacker after playing defensive end in college.

COLLEGE: Recipient of 1975 Scotty Duncan Award as the outstanding special teams player at Cal ... Played in North-South Game in 1976 ... Came to Cal after a fine track and football career at Chabot Junior College ... Was twice named to the All-Golden Gate Conference football squad as a linebacker ... Was a member of the 440 relay team at Chabot.

PERSONAL: Born in Philadelphia, Pa. ... Attended Hayward High School in Hayward, Calif. ... Outstanding linebacker in football and track performer, competing in the 120 high hurdles, 100, 220, 440 relay and long jump ... Lives in San Leandro, Calif.

APS: Recovered two fumbles in 1977; intercepted one pass in 1979.

BARNWELL, Malcolm WR 5-11 180 Virginia Union
23 1st Year Joined Raiders: No. 7 Pick, 1980

PRO: Caught four passes for 26 yards in 1980 preseason play before going on reserve list for the year ... Good speed and developing skills as receiver.

COLLEGE: Four-year starter at wide receiver and wingback ... All-Conference as wide receiver in 1979 and 1978 ... Had 5.6 yard average per carry as a senior including a 65-yard touchdown run ... Helped team to 10-1 record and conference title as a senior ... Played in Black College All-Star Game ... Recreation major.

PERSONAL: Born in Charleston, S.C. where he lettered for three years in football as a quarterback, in baseball as a pitcher and in track as a sprinter at Burke High School ... Now lives in Richmond, Va.

BOWENS, William LB 6-3 225 North Alabama
23 1st Year Joined Raiders: No. 5 Pick, 1980

PRO: Young linebacker with size, speed, and range ... Missed 1980 season on reserve list.



BARNWELL



BOWENS



BRADSHAW

COLLEGE: Started at linebacker for three of his four varsity seasons ... Named first team All-Gulf South Conference in 1979 ... Second leading tackler on squad as a senior ... Conference Player-of-the-Week for play against Jacksonville State in 1979 when he made 17 tackles and returned an interception 55 yards for a touchdown ... Co-captain his senior year ... Physical Education major.

PERSONAL: Born in Killen, Ala. ... An All-County selection in both football and basketball at Brooks High School in Killen, where his coach was Harlon Hill, Hall of Fame performer with the Chicago Bears ... Lives in Florence, Ala.

BRADSHAW, Morris WR 6-1 195 **Ohio State**
28 8th Year **Joined Raiders: No. 4 Pick, 1974**

PRO: Experienced wide receiver who can go deep ... Saw action in all 16 league games in 1980, plus four post-season games ... Averaged 22 yards per reception last season ... Caught 45-yard touchdown pass in Monday night victory over Pittsburgh in 1980 ... Outstanding special teams performer ... A starter at the opening of the 1979 season but an injury limited his service to only three games ... Caught 40 passes in his first year as a starter in 1978 ... Had one 100-yard game as a pro in 1978 against San Diego, catching four passes for 107 yards ... Career single game high of eight catches against Chicago in 1978 ... His 18.0 yards-per-catch average in 1977 led team ... In 1975, average of 25.7 on seven catches was tops in the NFL for receivers with five or more receptions.

COLLEGE: Three-year letterman ... Played halfback, split end and flanker ... Had 88-yard run for touchdown against Wisconsin in 1971, plus returned a kickoff 88 yards for score in same game ... Had 27.3-yard average on kickoff returns and 5.1-yard average as ball carrier ... Also won letter as sprinter on indoor track team ... Political Science major.

PERSONAL: Born in Highland, Ill. ... Played at Edwardsville Senior High School where he was named All-Conference, All-State and All-America his senior year as a tailback ... Captain of football and track teams ... Had a best of 9.6 in 100 ... Second in state in 100 as a junior and senior ... Also competed in 220, 440 relay, 880, high jump and broad jump ... Played basketball sophomore and junior years ... Now makes home in Alameda with wife, son and daughter.



BRANCH



BROWNING



CAMPBELL

RECEIVING					
Year	No.	Yds.	Avg.	TD	LR
1975	7	180	25.7	4	48
1976	1	25	25.0	1	25
1977	5	90	18.0	0	28
1978	40	552	13.8	2	44
1979	3	28	9.3	0	12
1980	6	132	22.0	1	45
Totals	62	1007	16.2	8	

RUSHING					
Year	No.	Yds.	Avg.	TD	LR
1975	1	-5	-5.0	0	-5
1976	1	4	4.0	0	4
1978	1	5	5.0	0	5
Totals	3	4	1.3	0	

SCORING				
Year	TD	PAT	FG	Total
1975	4	0	0	24
1976	1	0	0	6
1978	2	0	0	12
1980	1	0	0	6
Totals	8	0	0	48

APS: Returned one kickoff for no yardage in 1974; recovered one fumble in 1976

BRANCH, Cliff WR 5-11 170 Colorado 33 10th Year Joined Raiders: No. 4 Pick, 1972

PRO: One of great deep threats in game today ... Caught 44 passes in 1980 for 858 yards and seven touchdowns ... His 19.5 yard average per catch was tops among all NFL receivers with at least 40 receptions ... Led Raiders with five catches and two touchdowns in Super Bowl XV ... Caught 11 passes in 1980 playoffs ... Leading pass receiver presently active with the Raiders and second on Raider all-time receiving list with 364 receptions ... Stands third in career average per reception with 17.5 yards, second in touchdown catches with 57, second in career reception yardage with 6,378 and third in scoring with 342 points ... Ten Catches against Seattle on December 16, 1979 is single game high ... Leading active Raider receiver in career post-season play with 49 catches for 894 yards and four touchdowns ... Two 100-yard games in 1980 gives him 19 during pro career ... Has been selected to play in Pro Bowl four times ... All Pro for three consecutive seasons, 1975-1977 ... Holds pro track record with 4.3 in 40-yard dash.

COLLEGE: Named Colorado's Outstanding College Athlete for 1971 by State Sports Hall of Fame ... Football News All-America and All-Conference as split end ... In two seasons, had 354 yards rushing, 655 yards receiving, 755 yards on kickoff returns and 733 yards on punt returns and scored 16 touchdowns ... Also world class sprinter in track at Wharton Community College in Texas before attending Colorado.

PERSONAL: Born in Houston, where he was state sprint champion and star wide receiver in football at Worthing High ... First Texas high school sprinter to run 9.3 for 100 yards ... Also ran 220, 440 and relays ... Now lives in Oakland.

RECEIVING						SCORING				
Year	No.	Yds.	Avg.	TD	LR	Year	TD	PAT	FG	Total
1972	3	41	13.7	0	19	1973	3	0	0	18
1973	19	290	15.3	3	54	1974	13	0	0	78
1974	60	1092	18.2	13	67	1975	9	0	0	54
1975	51	893	17.5	9	53	1976	12	0	0	72
1976	46	1111	24.2	12	88	1977	6	0	0	36
1977	33	540	16.4	6	43	1978	1	0	0	6
1978	49	709	14.5	1	41	1979	6	0	0	36
1979	59	844	14.3	6	66	1980	7	0	0	42
1980	44	858	19.5	7	86	Totals	57	0	0	342
Totals	364	6378	17.5	47						

APS: Returned 12 punts for 21 yards and nine kickoffs for 191 yards and rushed once for five yards in 1972; recovered one fumble in 1974; rushed twice for 18 yards in 1975; rushed three times for 12 yards in 1976; rushed once for 1 yard in 1980.

BROWNING, Dave DE 6-5 245 Washington **25 4th Year Joined Raiders: No. 2 Pick, 1978**

PRO: Intense, tough competitor with excellent speed, quickness and range ... Has started last 32 league games at defensive end ... Can also work inside at defensive tackle ... Started eight games as a rookie in 1978 ... At that time was first rookie to start on defense for Raiders since 1972 ... Saw action in 12 league games in 1978 ... Has gained size and strength through Raider conditioning program ... Selected in second round of 1978 college draft.

COLLEGE: Two-year starter for University of Washington ... Was one of captains for the 1977 Pacific-8 Conference and Rose Bowl champions ... Also participated in Hula and Japan Bowl games ... Named to UPI All-Coast Team as senior ... Was second on his team in quarterback sacks ... Two-year letterman at Spokane Falls Junior College where he was All-Conference ... History major.

PERSONAL: Born in Spokane, Wash. ... Attended Liberty High School in Fairfield, Wash. where he was a four-year letterman as both tackle and linebacker ... Was All-League for two years and captain as a junior and senior ... Also captained basketball team as a senior ... Married, now lives in Alameda, Calif.

CAMPBELL, Joe DE 6-6 250 Maryland **26 5th Year Joined Raiders: Trade, New Orleans, 1980**

PRO: Rangy, active defensive lineman who can play either inside or outside ... Played in 10 regular season and all four playoff games for Raiders in 1980 after being acquired from New Orleans in trade after sixth league game ... Played in 40 games for Saints during three-year span from 1977-79 ... Seventh player selected in 1977 collegiate draft as Saints first round choice.

COLLEGE: Starred for three years at Maryland ... Named first-team All-American by Football Writers and Coaches Association in 1976 ... First-team All-Atlantic Coast Conference in 1975 and 1976 ... Won award at Maryland as student typifying best in intercollegiate athletics ... Participated in Cotton, Peach, Liberty, Hula, and Japan bowl games ... Returned a fumble 80 yards for a touchdown in Japan Bowl ... Majored in general science.

PERSONAL: Born in Wilmington, Del. ... Attended Salesianum High School where he played on state championship football, basketball and track teams ... Lives in Kenner, La.

APS: Returned two kickoffs for 33 yards in 1977; recovered two fumbles in 1977.



CELOTTO



CHANDLER



CHESTER

**CELOTTO, Mario LB 6-3 225 Southern California
25 3rd Year Joined Raiders: Free Agent, 1980**

PRO: Big, aggressive linebacker who played in 11 regular season and four post-season games in 1980 ... Excellent special teams performer ... Signed as free-agent prior to 1980 season ... Inactive in 1979 due to a non-football injury ... Played in four games for Buffalo in 1978 ... Seventh round draft choice by Bills in 1978.

COLLEGE: Three-year starter and four-year letterman at Southern California ... Led team in tackles behind line of scrimmage for much of his sophomore year ... Also played defensive tackle ... Business major.

PERSONAL: Born and still resides in Palos Verdes, Calif. ... Attended St. Bernards High School in Manhattan Beach, Calif. where he participated in football, basketball and track ... Named All-District as both offensive guard and defensive tackle ... All-District forward in basketball ... Threw the shot in track ... Married.

**CHANDLER, Bob WR 6-1 180 Southern California
32 11th Year Joined Raiders: Trade, Buffalo, 1980**

PRO: A 20-game starter for the World Champions in 1980 who led Raiders in receptions, catching 49 passes for 786 yards and 10 touchdowns ... Caught seven more passes in playoff action ... Finished second on club in scoring and tied a personal career-high with 60 points ... Only one receiver in entire NFL topped his touchdown production in 1980 ... Single game high as a Raider came against Seattle with five catches for 75 yards and three scores ... Obtained in 1980 off-season trade with Buffalo and became an immediate starter ... Active for only three games for Bills in 1979 due to injury ... Caught 220 passes from 1975 through 1978, more than any other player in NFL during that four year period ... Had seven 100-yard games with Buffalo ... His single-game high as a Bill came against the Raiders in 1977 with nine receptions for 120 yards ... Excellent holder for field goals and extra points ... Seventh round draft choice by Buffalo in 1971 draft.

COLLEGE: "Player of the Game" in Southern California's 1970 Rose Bowl win over Michigan ... All-Conference receiver and team captain as a senior ... Led USC in receptions in each of three varsity seasons ... Played in East-West Shrine game ... Was a member of USC track team, competing in the long jump, high jump and triple jump ... Finance major.

PERSONAL: Born in Long Beach, Calif. . . . Lives in Whittier, Calif. where he was an all-league selection as wide receiver and defensive back at Whittier High . . . Named basketball and track "Athlete of the Year" his senior year . . . Outstanding track man who competed in the 100, 120 high hurdles, javelin, pole vault, shot put, high jump, long jump and triple jump . . . Completed law school during this off-season . . . Married.

RECEIVING						SCORING				
Year	No.	Yds.	Avg.	TD	LR	Year	TD	PAT	FG	Total
1971	5	60	12.0	0	20	1971	0	0	0	0
1972	33	528	16.0	5	43	1972	5	0	0	30
1973	30	427	14.2	3	37	1973	3	1	0	19
1974	7	88	12.6	1	21	1974	1	0	0	6
1975	55	746	13.6	6	35	1975	6	0	0	36
1976	61	824	13.5	10	58	1976	10	0	0	60
1977	60	745	12.4	4	31	1977	4	0	0	24
1978	44	581	13.2	5	44	1978	5	0	0	30
1979	0	0	0	0	0	1979	0	0	0	0
1980	49	796	16.0	10	56	1980	10	0	0	60
Totals	344	4795	14.1	44		Totals	44	1	0	265

APS: Recovered one fumble in 1972, 1973 and 1978; rushed three times in 1972; rushed five times in 1973; rushed two times in 1975; rushed once in 1976; returned two punts in 1973; threw one pass in 1973.

(With Buffalo Bills, 1971-79)

CHESTER, Raymond TE 6-4 235 Morgan State 33 12th Year Joined Raiders: Trade, Baltimore, 1978

PRO: Led Raiders in 1980 playoff action with 12 receptions for 202 yards . . . His five catches for 102 yards were a key in AFC Championship game victory . . . Caught 28 passes for 366 yards during 1980 regular season . . . Led all NFL right ends with 58 receptions in 1979 . . . Named to Pro Bowl for the fourth time that season . . . Winner of the 1979 Gorman Award as "Player Who Best Exemplifies the Pride and Spirit of the Oakland Raiders" . . . Had a career single-game high nine receptions versus Seattle in 1979 . . . Re-acquired in trade from Baltimore prior to 1978 season . . . Raiders No. 1 draft pick in 1970 and played three years for Oakland before traded to Colts in 1973 . . . All-Pro his first three seasons . . . Has 351 career receptions, 203 with Oakland and 148 with Baltimore . . . Number five receiver in Raider history and stands tenth in scoring . . . His 110 yards in receptions against Washington in 1970 is personal single-game high . . . Ranks second among presently active Raiders in receptions in post-season play.

COLLEGE: All-around athlete who played four positions in college . . . Caught 45 passes for 1,137 yards and nine touchdowns during first two seasons . . . Accorded All-America honors by Pittsburgh Courier and made All-Conference . . . Played in Football Coaches Foundation Bowl twice . . . Set Morgan State records for most receptions and yards . . . Also won two letters in track . . . Physical education and therapy major.

PERSONAL: Born in Cambridge, Md. . . . Starred at Douglass High in Baltimore where he was named all-state as offensive tackle and defensive end . . . Won Scholar-Athlete Award . . . Also competed in track, winning city championships in shot put and discus . . . City champion in wrestling . . . Married, two daughters and one son . . . Lives in Oakland.



CHRISTENSEN



DALBY



B. DAVIS

RECEIVING						SCORING				
Year	No.	Yds.	Avg.	TD	LR	Year	TD	PAT	FG	Total
1970	42	556	13.2	7	43	1970	7	0	0	42
1971	28	442	15.8	7	67	1971	7	0	0	42
1972	34	576	16.9	8	68	1972	8	0	0	48
1973	18	181	10.1	1	40	1973	1	0	0	6
1974	37	461	12.3	1	45	1974	1	0	0	6
1975	38	457	12.0	3	32	1975	7	0	0	42
1976	24	467	19.5	3	40	1976	3	0	0	18
1977	31	556	17.9	3	70	1977	3	0	0	18
1978	13	146	11.2	2	27	1978	2	0	0	12
1979	58	712	12.3	8	39	1979	8	0	0	48
1980	28	366	13.1	4	47	1980	4	0	0	24
Totals	351	4266	12.2	47		Totals	47	0	0	282

RUSHING				
Year	No.	Yds.	Avg.	TD LR
1971	3	5	1.7	0 6
1972	1	3	3.0	0 3
1973	1	1	1.0	0 1
Totals	5	9	1.8	0

APS: Recovered one fumble in 1976; returned two kickoffs for 27 yards in 1978.

(With Baltimore Colts 1973-77)

CHRISTENSEN, Todd TE 6-3 230 Brigham Young
25 3rd Year Joined Raiders: Free Agent, 1979

PRO: Talented, versatile athlete who has played in 28 consecutive games since joining Raiders prior to fifth game of 1979 season ... Caught touchdown pass in 1980 playoff victory versus Houston ... Recovered fumble for a touchdown versus San Diego last season ... Outstanding special teams player who captained Raiders specialty units ... Excellent size, strength and pass receiving ability allow him to play tight end or running back ... Spent 1978 on reserve list with Dallas ... Second round draft choice by Cowboys in 1978.

COLLEGE: Four-year starter at Brigham Young ... Led team in receiving three straight years with a total of 152 passes for 1,566 yards and 15 touchdowns ... Co-captain of Western Athletic Conference co-champions in 1977 ... Caught 10 passes and named the Most Valuable Player in the Blue-Gray game as a senior ... Majored in secondary education.

PERSONAL: Born in Bellefonte, Pa. ... Three-year starter at Sheldon High School in Eugene, Ore. ... Earned a total of 12 letters in basketball, track, baseball, and football ... All-League selection in football where he also played on the defensive line ... Married, two sons ... Lives in Alameda.

APS: Recovered one fumble for a touchdown in 1980.

DALBY, Dave C 6-3 250 **UCLA**
30 10th Year **Joined Raiders: No. 4 Pick, 1972**

PRO: Strong, rugged, durable competitor who has now played in 132 consecutive league games, every one since joining the Raiders in 1972 ... Has started 11 post-season games including both Raider Super Bowl victories ... Became only the second starting center in Raider history with the retirement of Jim Otto prior to the 1975 season ... Named to the AFC Pro Bowl squad after the 1977 season ... Excellent long snapper for extra points and field goals ... Also played guard earlier in career.

COLLEGE: Starter at center for 31 straight games at UCLA ... All-Conference for two seasons and Sporting News All-America ... Most Valuable Player and team co-captain in senior year ... Played in East-West and Senior Bowl games ... Geography major.

PERSONAL: Born in Alexandria, Minn. ... Raised in Whittier, Calif. where he was an All-District and All-League center at LaSerna High School ... Also played defensive tackle ... Played forward in basketball, first base in baseball ... Went on NFL-USO tour to Far East this spring ... Lives in Castro Valley ... Married, one son.

APS: Recovered one fumble 1973, 1974, 1978, 1979; caught one pass for one yard in 1979

DAVIS, Bruce T 6-6 280 **UCLA**
25 3rd Year **Joined Raiders: No. 11 Pick, 1979**

PRO: Big, young offensive tackle who played in all 16 regular season and four playoff contests in 1980 ... Another king-sized offensive blocker in the Raider mold ... Has also worked at guard ... Late draft choice in 1979 who has gained considerable strength and agility through Raiders' conditioning program.

COLLEGE: UCLA Offensive Lineman-of-the-Week twice in 1978 ... Played in the Challenge Bowl after senior season ... Defensive and offensive tackle while at UCLA ... Majored in sociology.

PERSONAL: Born in Rutherfordton, NC ... Earned All-America and All-State honors in high school, winning a total of 10 letters in football, basketball, track and wrestling while attending Lackey High School in Indian Head, Md. ... Married, now lives in Alameda, Calif.

DAVIS, Mike S 6-3 200 **Colorado**
25 4th Year **Joined Raiders: No. 2 Pick, 1977**

PRO: Aggressive, mobile, strong safety who intercepted three passes in 1980 and was among leading tacklers on squad ... Rapidly developing into one of top safeties in the league ... Crucial interception in closing seconds preserved Raiders lead over Cleveland in 1980 AFC Playoffs ... Has played in 48 consecutive contests, every game during his three active seasons with the Raiders ... Captain of Raider special teams in 1979 ... Had his first pro pass interception in final 1978 league game against Minnesota ... On reserve during 1977 season.

COLLEGE: A starting defensive back in both his seasons at Colorado ... Was among team's leading tacklers ... Played in the Orange Bowl Game ... Member of East Los Angeles JC football team which won the California title in



M. DAVIS



GRAY



GUY

1974 ... Clocked at 14.3 in the 120 high hurdles for JC track team, placing third in state championships ... Communications major.

PERSONAL: Born in Los Angeles where he attended Locke High School ... Played quarterback, tight end and linebacker in football and ran the 660, high and low hurdles in track ... Went on NFL-USO tour of Far East during past off-season ... Now lives in Oakland.

Year	INTERCEPTIONS				
	No.	Yds.	Avg.	TD	LG
1978	1	0	0.0	0	0
1979	2	22	11.0	0	11
1980	3	88	29.3	0	49
Totals	6	110	18.3	0	

APS: Recovered two fumbles for 19 yards in 1979; returned one punt for six yards in 1979 ... Recovered one fumble for no yardage in 1978; Recovered one fumble in 1980.

GRAY, Leo CB 5-11 175 Nevada-Las Vegas
24 1st Year Joined Raiders: Free Agent, 1980

PRO: Will work in secondary after previous experience as wide receiver ... Signed as a free agent prior to last season ... Missed season on reserve list ... Originally signed by Dallas as a wide receiver in 1979.

COLLEGE: Lettered two years at Nevada-Las Vegas as a wide receiver ... Attended Los Angeles Southwest and Los Angeles Harbor Junior Colleges, lettering in football at both schools ... Ran track at Nevada-Las Vegas, participating in the 100 and 200-yard dashes and on the relay teams.

PERSONAL: Born and still lives in Los Angeles ... Attended Mt. Carmel High School where he lettered in football, basketball and track ... Earned All-America, All-Southern California and All-League honors as a wide receiver in football ... Ran the 100 and 200-yard dashes and relays in track ... Participated in state championship meet his senior year.

GUY, Ray K 6-3 200 Southern Mississippi
31 9th Year Joined Raiders: No. 1 Pick, 1973

PRO: Finest punter in pro football ... Chosen to the Pro Bowl squad in seven of his eight pro seasons ... Holds Raider career records for most punts (558), most punt yardage (24,067) and highest average per punt (43.1) ... Has punted for more than 11 miles ... Also kicks off and is one of top tacklers on coverage teams ... Served as number three quarterback in practice during much of 1980 season

... Averaged 43.6 yards per punt in 1980, including 18 placed inside opponent's 20 yard line ... His 35.9 net punting average was best in AFC for 1980 ... Had 46.2 average in 1980 post-season play including 71 yard punt versus San Diego ... Averaged 56.0 yards per punt in 1980 AFC Championship game ... 74-yard punt against Denver in 1977 was longest of pro career ... Holds Raider single season punting record with 45.3 average in 1973 ... Has played in 118 consecutive games ... First punter to hit Louisiana Superdome television screen, doing it in 1977 Pro Bowl ... First punter ever selected in first round of draft.

COLLEGE: Nation's leading punter in 1972 with 46.2-yard average ... Included was 93-yard punt against Mississippi ... Averaged 44.7 for 200 punts in three seasons, including 45.3 mark as a sophomore (second in nation) and 42.9 average as junior ... Booted record 61-yard field goal against Utah State as senior ... Named to nearly all major All-America teams as kicker ... Outstanding defensive player at safety, with 18 interceptions in three seasons ... Top pitcher in baseball ... Health and physical education major.

PERSONAL: Born in Swainsboro, Ga. ... Attended Thomson, Ga. High School ... All-State and Most Valuable Player in football, basketball and baseball ... All-American in football ... Drafted by major league baseball while still in high school ... Now lives in Hattiesburg, Miss. ... Married, one son.

Year	PUNTING			
	No.	Yds.	Avg.	LG
1973	69	3127	45.3	72
1974	74	3124	42.2	66
1975	68	2979	43.8	64
1976	67	2785	41.6	66
1977	59	2552	43.3	74
1978	81	3462	42.7	69
1979	69	2939	42.6	71
1980	71	3099	43.6	66
Total	558	24,067	43.1	

APS: Rushed once for 21 yards in 1973; threw one intercepted pass in 1974; threw one pass for 11 yards in 1975; made one extra point attempt in 1976; rushed once for no yards in 1976; threw one pass for 32 yards in 1980; rushed three times for 38 yards in 1980, including a career high 24-yard run at Seattle.

HARDMAN, Cedrick DE 6-4 245 North Texas State 32 12th Year Joined Raiders: Trade, S.F., 1980

PRO: Skilled veteran acquired in 1980 off-season trade with San Francisco ... Played in 16 league and all four playoff games in 1980, primarily in pass rush situations ... Led Raider defensive linemen in quarterback sacks ... Forced two fumbles that were run back for Raider touchdowns ... Strong, quick, aggressive pass rusher who never had less than 12 quarterback sacks in an NFL season until 1979 when injuries curtailed his productivity ... Named to NFL Pro Bowl squads in 1971 and 1975 ... Twice named All-Pro ... Has had more than 20 sacks in a single season ... Ninth man taken in 1970 draft as San Francisco's number one pick.

COLLEGE: All-Missouri Valley Conference as a senior ... Named outstanding defensive player in both Blue-Grey game and the Senior Bowl ... Started career at North Texas State as an offensive end and defensive back before switching to defensive line as a junior.

PERSONAL: Born in Houston, Texas where he attended Carver High School ... Basketball guard and forward and



HARDMAN



HAYES



HENDRICKS

baseball pitcher as well as football star in high school ...
Lives in Menlo Park, Calif.

APS: Recovered one fumble in 1972; recovered two fumbles and scored a safety in 1973; recovered two fumbles in 1974; recovered one fumble in 1977 and two for 13 yards in 1978; recovered one fumble in 1980

HAYES, Lester CB 6-0 200 Texas A&M
25 5th Year Joined Raiders: No. 5 Pick, 1977

PRO: Outstanding cornerback with size, speed, range and great competitiveness ... Chosen 1980 NFL Defensive Player of the Year by AP and Pro Football Weekly ... Pro Bowl selection in 1980 ... Awarded George Halas Trophy by NEA as NFL's top defensive player in 1980 ... League-leading 13 interceptions set Raider single-season record and was second highest one-season total in NFL history ... Had four interceptions nullified on penalties ... Picked off five more passes in 1980 post-season play, returning one for a touchdown versus Houston ... In 1980 also set Raider single season record for most yardage on interception returns with 273 yards ... Number five interceptor among all-time Raider pass defenders ... Intercepted seven passes in 1979 and returned two for touchdowns, tying a Raider single-season record ... Has played in 62 consecutive games since joining the Raiders ... Became a starter in 1977 with two games left in his rookie season.

COLLEGE: Member of the Texas A&M varsity for four seasons ... Participated in the Hula Bowl as a senior and was a member of the Aggie squad which went to the Sun Bowl ... Was a linebacker during freshman and sophomore years, switched to safety in junior season ... Physical education major.

PERSONAL: Born in Houston ... Attended Wheatley High School where he earned eight varsity letters in football, basketball and track ... Played flanker, tackle and defensive end in football and named All-District and All-League ... State 220-yard dash champion as a senior ... Married, lives in Alameda.

INTERCEPTIONS						KICKOFF RETURNS					
Year	No.	Yds.	Avg.	TD	LG	Year	No.	Yds.	Avg.	TD	LG
1977	1	27	27.0	0	27	1977	3	57	19.0	0	23
1978	4	86	21.5	0	52						
1979	7	100	14.3	2	52						
1980	13	273	21.0	1	62						
Total	25	486	19.4	3							

APS: Recovered two fumbles in 1977; returned three kickoffs for 57 yards in 1977; recovered one fumble in 1978; recovered two fumbles in 1980

HENDRICKS, Ted LB 6-7 225 **Miami**
33 13th Year **Joined Raiders: Free Agent, 1975**

PRO: One of the top linebackers in the game over a span of three decades ... All-Pro and Pro Bowl selection for fifth time in 1980 ... Winner of the 1980 Gorman Award as the "Player Who Best Exemplifies the Pride and Spirit of the Oakland Raiders" ... Won Seven Crowns of Sports Award as the outstanding defensive player in the NFL last season ... Led Raiders in quarterback sacks in 1980 ... Has played in 174 consecutive games with Oakland, Green Bay and Baltimore ... Voted Lineman of the Year in 1978 by Raider Lineman's Club ... Has NFL record of 21 blocked punts, field goals and extra point attempts ... Has twelve fumble recoveries, two touchdowns on blocked punts and an NFL-record four safeties ... Ranks fourth among NFL linebackers in career interceptions ... His 26 career interceptions is high among presently active Raiders ... Number three interceptor among all-time Raider linebackers ... A second round draft choice of Baltimore in 1969 ... Traded to Green Bay in 1973

COLLEGE: All-America three times as defensive end at University of Miami ... First sophomore to make All-America at Miami ... Won Lineman of the Year honors from United Press International and Washington Touchdown Club in 1968.

PERSONAL: Born in Guatemala City, Guatemala ... High school All-America end at Hialeah, Fla. ... Also topflight basketball player ... Resides in Miami, Fla.

Year	INTERCEPTIONS				
	No.	Yds.	Avg.	TD	LR
1970	1	31	31.0	0	31
1971	5	70	14.0	0	40
1972	2	13	7.5	0	13
1973	3	33	11.0	0	24
1974	5	74	14.8	0	44
1975	2	40	20.0	0	33
1976	1	9	9.0	0	9
1978	3	29	9.7	0	16
1979	1	23	23.0	1	23
1980	3	10	3.3	0	5
Totals	26	332	12.4	1	

APS: Recovered fumble for 31 yards and touchdown in 1971; returned kickoff for no yards in 1972; recovered four fumbles and returned block punt two yards for touchdown in 1973; scored safety and recovered fumble in 1974; scored safeties in 1975 and 1976; recovered one fumble in 1977; recovered two fumbles in 1978; recovered four fumbles in 1980.

(With Baltimore Colts, 1969-73, Green Bay Packers 1974)

HILL, Kenny RB-S 6-0 190 **Yale**
23 1st Year **Joined Raiders: No. 8 Pick, 1980**

PRO: Talented young athlete with size and speed, who can work offensively at running back or defensively at safety ... On reserve list in 1980 after a preseason injury ... Played in the secondary during 1980 preseason.

COLLEGE: Starter on offense in final two years of three-year varsity career at Yale ... Career rushing average of 4.8 yards per carry ... Led team in rushing as a senior with 669 yards on 167 carries ... First team All-Ivy League in 1978 ... Ranked sixth among all-time Yale rushers ... Played in 1979 Blue-Gray Game ... Molecular biophysics major.

PERSONAL: Born in Oak Grove, La. ... Won 10 letters in football, basketball, and track at Oak Grove High School ...



HILL



JACKSON



JENSEN

Was All-District in both football and basketball ... District champion in the 100 and 220-yard dashes... Lives in San Mateo, Calif.

JACKSON, Monte CB 5-11 195 San Diego State
28 7th Year Joined Raiders: Trade, Los Angeles 1978

PRO: A quality pass defender who played in all 20 games for the World Champions in 1980 ... Started 10 games at right corner last season ... Had played in 60 consecutive games with Oakland and Los Angeles until injured early in 1979 season ... Intercepted one pass in 1980 to raise his career total to 22, fourth best among presently active Raiders ... Started all 16 games for Raiders in 1978 after being acquired from Los Angeles ... While with the Rams, won All-Pro honors and was named to the NFC Pro Bowl squad in 1976 and 1977 ... Led NFL in interceptions in 1976 with 10 ... Drafted by Rams in second round of 1975 draft ... Named to UPI All-Rookie team in 1975.

COLLEGE: Intercepted nine passes in two years at San Diego State, including six his senior year ... Participated in the East-West and Blue-Gray games ... Was All-Pacific Coast Athletic Association and a second team AP All-Coast selection ... Transferred from San Diego Mesa JC ... Majored in accounting.

PERSONAL: Born in Sherman, Texas ... Attended St. Augustine High in San Diego, where he played football and basketball ... All-League in football ... Married, one son ... now lives in San Diego.

Year	INTERCEPTIONS				
	No.	Yds.	Avg.	TD	LR
1975	2	13	6.5	0	10
1976	10	73	17.3	3	46
1977	5	73	14.6	0	33
1978	2	25	12.5	0	25
1979	2	5	2.5	0	5
1980	1	0	0	0	0
Totals	22	289	13.3	3	

APS: Returned one punt six yards for a touchdown in 1975; recovered one fumble in 1976; recovered two fumbles in 1979.

(With Los Angeles Rams, 1975-77)

JENSEN, Derrick RB 6-1 225 Texas (Arlington)
25 3rd Year Joined Raiders: No. 3 Pick, 1978

PRO: Big, strong, powerful runner and blocker who has played in 32 consecutive league games ... Started seven games in 1979 and one game in 1980 ... Averaged 12.4 yards on seven pass receptions last season ... Excellent special teams performer ... Returned onside kickoff 33

yards for a touchdown against the N.Y. Giants in final league game last season ... Led Raiders with three fumble recoveries in 1979 ... Inactive in 1978 season.

COLLEGE: A member of the Texas, Arlington, varsity for four seasons ... First running back in Southland Conference history to rush for more than 3,000 yards ... Finished college career with 3,346 yards on 676 carries, a 4.9 average ... Rushed for more than 100 yards in 17 different games ... Conference Most Valuable Player in 1976 and 1977 ... Third Team All-American in 1976 and honorable mention in 1977 ... Business administration major.

PERSONAL: Born in Waukegan, Ill. ... Attended Oswatomie (Kansas) High School where he earned four letters in football as a running back ... All-State his senior year and led team to state championship ... Earned three letters in track and one in baseball ... Married, now lives in Alameda, Calif.

RECEIVING						RUSHING					
Year	No.	Yds.	Avg.	TD	LR	Year	No.	Yds.	Avg.	TD	LR
1979	7	23	3.3	1	7	1979	73	251	3.4	0	15
1980	7	87	12.4	0	32	1980	14	30	2.1	0	4
Totals	14	110	7.9	1		Totals	87	281	3.2	0	

SCORING				
Year	TD	PAT	FG	Total
1979	1	0	0	6
1980	1	0	0	6
Totals	2	0	0	12

APS: Recovered three fumbles in 1979; returned on kickoff for no yards in 1979; returned one kickoff for 33 yards and a touchdown in 1980

JONES, Willie DE 6-4 245 **Florida State**
23 3rd Year **Joined Raiders: No. 2 Pick, 1979**

PRO: Aggressive, young defensive end with excellent speed, quickness and range ... Has played in all 32 league games during his two pro seasons ... Returned a fumble 11 yards for a touchdown against San Diego in 1980 ... Led Raiders in quarterback sacks as a rookie in 1979 with 10 to tank among top pass rushers in AFC ... Impressive special teams performer.

COLLEGE: Four-year starter at Florida State ... Participated in Senior Bowl and Hula Bowl ... Most Valuable Player in Senior Bowl, where he had six sacks ... All-Southeastern Independent three seasons ... 1978 second team AP All-America ... As a junior was AP All-America honorable mention ... Selected by ABC-TV as Most Valuable Player on defense in the Tangerine Bowl ... Speech communication major.

PERSONAL: Born in Dublin, Ga. ... Attended South Dade High School in Homestead, Fla., where he was named All-America, All-State, All-Southeastern and All-County his senior year as a defensive end ... Was honorable mention All-County as a forward in basketball his senior year ... Competed in shot put and high jump in track ... Lives in Homestead, Fla.

APS: Recovered two fumbles in 1980; returned one 11 yards for a touchdown

KING, Kenny RB 5-11 205 **Oklahoma**
24 3rd Year **Joined Raiders: Trade, Houston, 1980**

PRO: Impressive young runner with speed, quickness and power ... Rushed for 761 yards and four touchdowns in his first season as a Raider, having joined club in a draft-



JONES



KING



KINLAW

day trade in 1980 ... Finished tenth in AFC in rushing last season ... Selected to Pro Bowl in his first year as a pro starter ... His 89-yard touchdown run versus San Diego was longest in Raider history and in NFL since 1972 ... Caught a record 80-yard touchdown pass in Super Bowl XV ... Caught 22 passes for 145 yards during 1980 regular season ... Grabbed nine more for 187 yards and two touchdowns in playoffs ... Already ranks 11th among all-time Raider rushers ... Had a career-high 138 yards and two touchdowns versus San Diego in 1980 ... Had two 100-yard games last season ... Saw limited service his rookie year with Houston playing behind All-Pro Earl Campbell ... Third-round draft choice by Houston in 1979.

COLLEGE: Starter in the 1979 Senior Bowl ... Played in the 1979 East-West Shrine Game ... AP Honorable Mention All-America ... Honorable Mention All-Big Eight ... Ran for 779 yards on only 99 carries for a 7.8 yards per carry average as a senior ... Oklahoma's top rusher in 1976 with a 5.6-yard average per carry ... Rushed for 2,269 yards during three varsity seasons and averaged 6.3 yards per carry.

PERSONAL: Born and still resides in Clarendon, Texas ... Attended Clarendon High School where he was an All-State and All-American running back ... All-District running back and linebacker ... Played in two all-star games ... Also played tennis, basketball and ran the 100 and 220 in track.

RUSHING						RECEIVING					
Year	No.	Yds.	Avg.	TD	LR	Year	No.	Yds.	Avg.	TD	LR
1979	3	9	3.0	0	4	1980	22	145	6.6	0	18
1980	172	761	4.4	4	89						
Totals	175	770	4.4	4							

APS: Returned one kickoff for 17 yards in 1979.

(With Houston Oilers in 1979)

KINLAW, Reggie DT 6-2 240 Oklahoma
24 3rd Year Joined Raiders: No. 12 Pick, 1979

PRO: Exceptionally quick, active defensive lineman who played middle guard in the 3-4 defense and defensive tackle in the 4-3 alignment ... Has participated in 30 league games during his two pro seasons ... Played in 14 league games in 1980, including 13 starts ... A starter in all four 1980 playoff games, including Super Bowl XV ... Intense competitor who has become a major factor in the defense after being a final round draft choice in 1979.

COLLEGE: During his four years as a middle guard at Oklahoma, the Sooners won 41 games while losing only six



LAWRENCE



LIVINGSTON



MARTIN

... Earned All-America and All-Big 8 honors in 1978 ...
Played in the Hula and Japan Bowl games ... Named most
Valuable Player in Orange Bowl game ... Recreation major.

PERSONAL: Born and still lives in Miami, Fla. ...
Attended Miami Springs High School, where he was named
All-American as a nose guard his senior year ... Played
center in basketball ... Competed in the shot put in track.

LAWRENCE, Henry T 6-4 270 Florida A&M
29 8th Year Joined Raiders: No. 1 Pick, 1974

PRO: One of the top offensive linemen in the NFL ... Has
played in 70 consecutive league games ... Strong,
aggressive blocker who started every game in 1980 to
extend his consecutive starts at right tackle to 53 games ...
Outstanding athletic ability and versatility enabled Raiders
to use him at guard and tight end earlier in his seven years
with the club.

COLLEGE: Twice voted to Pittsburgh Courier All-America
team as offensive lineman ... Lineman of the Year at Florida
A&M ... Also played defensive end and tackle, linebacker
and fullback during first two college seasons ... Political
science major.

PERSONAL: Born in Danville, Pa. ... All-around athlete at
Lincoln High in Palmetto, Fla. and Manatee High in nearby
Bradenton ... Receiver in high school at 225 pounds ...
Starred in basketball, with 20-point average ... Ran
sprints and relays and threw shot put in track ... Also par-
ticipated in wrestling ... Now lives in Palmetto, Fla.

APS: Recovered one fumble in 1975, 1977, 1978 and 1980.

LIVINGSTON, Phil T 6-6 270 Maryland
1st Year Joined Raiders: Free Agent, 1980

PRO: Big, strong, two-way lineman signed by Raiders as a
free agent in 1980 ... Missed league season on reserve ...
Has worked at both tackle and center on offense and tackle
on defense.

COLLEGE: All-Atlantic Coast Conference Academic team
his junior and senior years as an offensive tackle ... Played
the 1979 season as a graduate student ... Participated in
1978 Sun Bowl ... Earned both Business Management and
Political Science degrees at Maryland.

PERSONAL: Born in Havre de Grace, Md. ... Attended
Gaithersburg High School where he lettered in basketball,
football and track ... Earned All-State and All-Metro honors
and was an honorable mention All-American in football ...



MARTINI



MARVIN



MASON

Played in State of Maryland All-Star game ... Married, lives in Union City, Calif.

MARTIN, Rod LB 6-2 215 Southern California
27 5th Year Joined Raiders: Free Agent, 1977

PRO: Aggressive, intense competitor who has missed only one game in his three full seasons with the Raiders ... Has played in 39 consecutive league games ... Intercepted a record three passes in Super Bowl XV ... Also intercepted two passes during the 1980 league season and returned a fumble 34 yards for a touchdown against Pittsburgh in Monday night national telecast ... Named Lineman of the Year by Raider Lineman's Club in 1979 ... Started 26 games the past two seasons at outside linebacker ... Started all 16 games in 1978 at inside linebacker ... Drafted by Raiders in 12th round in 1977 ... Released by Oakland, then picked up and later waived by San Francisco ... Re-signed by Raiders late in 1977 season.

COLLEGE: Two-year varsity performer for Southern California ... Selected AP and UPI All-West Coast squads and All-Conference team ... Led the conference champions in tackles behind the line of scrimmage during his senior year ... Also deflected four passes, recovered a team high five fumbles and intercepted one pass ... Played in Rose Bowl and Liberty Bowl ... Joined USC after playing at Los Angeles City College for two years.

PERSONAL: Born in Welch, W. Va. ... Attended Hamilton High School in Los Angeles where he was an All-City linebacker ... Also played fullback ... Was a forward and center in basketball ... Competed in the high jump and triple jump in track ... Resides in Alameda, Calif.

INTERCEPTIONS					
Year	No.	Yds.	Avg.	TD	LR
1980	2	15	7.5	0	15

APS: Recovered one fumble in 1979; recovered four fumbles in 1980, returned one 34 yards for a touchdown.

MARTINI, Rich WR 6-2 185 California-Davis
25 3rd Year Joined Raiders: No. 7 pick, 1977

PRO: Outstanding athlete who has played in all 32 league games during his first two active seasons ... Started one game in 1980 ... Caught 36 yard pass to set up key score against Cincinnati in 1980 ... Had 24 receptions in 1979 when he started four league games ... Excellent special teams performer ... Has gained considerable size and

strength through Raider conditioning program ... On reserve list during the 1977 and 1978 league seasons ... Saw considerable action in both pre-season campaigns.

COLLEGE: One of the top receivers in Far Western Conference in 1976 with 25 receptions for 448 yards and two touchdowns ... Played on three straight conference championship squads at Davis ... Was "Conference Player of the Year" in baseball in 1975 when he batted .411 and was drafted by the Los Angeles Dodgers ... Drafted again by the Texas Rangers in 1977.

PERSONAL: Born in Berkeley, Calif. ... Attended Ygnacio Valley High School in Concord ... Excelled in football and baseball ... Now lives in Oakland.

RECEIVING						SCORING				
Year	No.	Yds.	Avg.	TD	LR	Year	TD	PAT	FG	Total
1979	24	259	10.8	2	22	1979	2	0	0	12
1980	1	36	36.0	0	36					
Totals	25	295	11.8	2						

MARVIN, Mickey G 6-4 275 Tennessee
25 5th Year Joined Raiders: No. 4 Pick, 1977

PRO: Big, powerful, aggressive offensive lineman who started all 16 league games, plus four post-season games at right guard in 1980 ... Developing into one of the top guards in the game ... Played in just two games in 1979 and was active for only four due to an early season injury ... In 1978 became the only second-year pro to start regularly in Raiders offensive line in a decade ... Has played both guard and tackle for Oakland ... Played in eight league games as a rookie in 1977.

COLLEGE: Three-year starter at Tennessee ... First team UPI All-Southeastern Conference three years and Churchman's Hall of Fame All-America in 1976 ... UPI All-American in 1975 ... Played in the East-West Game.

PERSONAL: Born in Hendersonville, N.C. ... Played football at Hendersonville and Brevard High Schools, where he earned letters in football as an offensive guard, tackle and defensive tackle ... Was team MVP, All-County and All-Conference his junior and senior years ... Made All-State team as senior ... Married ... Lives in Etowah, N.C.

APS: Recovered one fumble in 1978; Recovered one fumble in 1980.

MASON, Lindsey T 6-5 270 Kansas
26 3rd Year Joined Raiders: No. 3 Pick, 1978

PRO: Big, active young offensive lineman who played in all 16 league games in 1980, plus four post-season games ... Inactive for 1979 league season ... Has size in the mold of the classic Oakland Raider offensive tackles ... Has also worked at guard ... Versatile athlete who played in all 16 games in 1978 as a rookie, mostly on special teams ... Returned a kickoff 12 yards against New England in 1978.

COLLEGE: Three-year varsity player at Kansas ... Listed as a number three tight end at beginning of sophomore year, then switched to offensive tackle and started every game through senior year ... Named to AP All-Big 8 second team ... African history major.

PERSONAL: Born in Baltimore, Md. where he attended Carver High School ... Lettered in football, basketball and track ... Played tight end and defensive end in football, earning All-Metro honors ... All Metro center in basketball



MATTHEWS



MATUSZAK



McCLANAHAN

... Ran high hurdles and 440 in track ... Participated in State Meet ... Married, lives in Alameda, Calif.

APS: Returned one kickoff for 12 yards in 1978.

MATTHEWS, Ira WR-RB 5-8 175 Wisconsin
24 3rd Year Joined Raiders: No. 6 Pick, 1979

PRO: Ranked sixth in AFC in punt returns in 1980 ... Also tied Raider record with 48 punt returns in a single season ... Returned 29 kickoffs for 585 yards, and a 20.2 average in 1980 ... Saw limited action both as a wide receiver and a running back last season ... Was second in AFC and third in NFL in kickoff returns in 1979 with a 24.9 yard average ... Returned a kickoff 104 yards against San Diego in 1979 for a touchdown, longest in Raider history ... In that game also set a team record for most kickoff return yardage in one game with 180 yards ... His 873 yards in kickoff returns in 1979 is second best single-season total ever by a Raider ... Number five punt returner and number four kickoff returner in Raider history ... Has played in 32 consecutive league games during his two pro seasons.

COLLEGE: Led nation in punt returns in 1978 with a 16.9-yard average and scoring runs of 70, 60 and 50 yards ... As a sophomore was tops in the country in kickoff returns with a 29.6-yard average and touchdowns of 97 and 100 yards ... Four-year varsity player ... Named Most Valuable Offensive Player at Wisconsin ... Played in Canadian-American Bowl ... Only player in Wisconsin history to score on a pass reception, kickoff return and punt return in one season ... Pre-law, political science major.

PERSONAL: Born in Rockford, Ill. ... Earned All-State, All-District and All-Area recognition as a running back at East Rockford High School ... Also played defensive back ... Member of State Championship team ... Named All-Conference in basketball his senior year ... Earned four letters in track as a sprinter ... His personal bests included 9.7 in the 100 and 21.9 in the 220 ... Married, lives in Oakland.

KICKOFF RETURNS					
Year	No.	Yds.	Avg.	TD	LR
1979	35	873	24.9	1	104
1980	29	585	20.2	0	45
Total	64	1458	22.8	1	

PUNT RETURNS					
Year	No.	Yds.	Avg.	TD	LR
1979	32	165	5.2	0	20
1980	48	421	8.8	0	34
Total	80	586	7.3	0	

RUSHING					
Year	No.	Yds.	Avg.	TD	LR
1979	2	3	1.5	0	3
1980	5	11	2.2	0	5
Totals	7	14	2.0	0	

RECEIVING					
Year	No.	Yds.	Avg.	TD	LR
1980	3	33	11.0	0	20

APS: Recovered three fumbles in 1979, recovered three fumbles in 1980.

MATUSZAK, John DE 6-8 285 Tampa
30 9th Year Joined Raiders: Free Agent, 1976

PRO: Big, mobile lineman who anchors the Raider defensive line ... Started all 16 games plus four post-season games in 1980 ... Voted 1980 Lineman of the Year by Raider Lineman's Club ... Has played in 27 consecutive league games ... Signed by Raiders as a free agent one game into the 1976 league season after spending preseason with Washington ... Began pro career with Houston as first pick of entire 1973 draft ... Was an immediate starter and named to several all-rookie teams ... Jumped to the Houston Texans of the World Football League in 1974, but court ruling returned him to the Oilers ... Traded to Kansas City in midseason 1974 ... Started all 14 games for Kansas City in 1975.

COLLEGE: Began college career at Missouri but transferred to Tampa during sophomore season ... Played tight end initially but was switched to defensive line as size increased ... Earned All-America status as a senior ... Played in College All-Star game and American Bowl game.

PERSONAL: Born and still lives in Oak Creek, Wis. ... Attended Oak Creek High School where he was named All-State his senior year as a defensive end in football ... Also played tight-end ... All-League as a center in basketball ... State Champion in shot put and discus in track.

APS: Recovered three fumbles, including one for a touchdown in 1975; recovered two fumbles in 1977; recovered one fumble in 1978.

McCLANAHAN, Randy LB 6-5 225 Southwestern
26 4th Year Joined Raiders: Free Agent, 1980
Louisiana

PRO: Tall, tough young linebacker who played in 14 league games and all four post-season games ... Started eight games at inside linebacker in 1980 ... Re-signed prior to the 1980 season ... Inactive in 1979 ... Played for Buffalo in 1978, participating in all 16 games, starting 10 ... Led the Bills with five fumble recoveries in 1978 ... Played in every game in 1977 as a Raider rookie ... Traded to Buffalo prior to 1978 season ... An outstanding special teams performer.

COLLEGE: Two-year starter at defensive end ... Senior year team went 9-2 and was co-champion of the Southland Conference ... Played defensive end at Glendale Community College in Phoenix for two years before transferring to Southwestern Louisiana ... Health and physical education major.

PERSONAL: Born in Lincoln, Neb. ... Attended Moon Valley High School in Phoenix where he participated in football, baseball and cross-country ... Played Pop Warner football as a youth ... Married, one daughter ... Resides in Peoria, Ariz.

Year	INTERCEPTIONS				
	No.	Yds.	Avg.	TD	LR
1980	1	7	7.0	0	7

APS: Recovered five fumbles in 1978.

(With Buffalo Bills in 1978)



McKINNEY



MILLEN



MOODY

McKINNEY, Odis CB 6-2 185 Colorado
24 4th Year Joined Raiders: NY Giants, 1980

PRO: Quick, active deep defender who played in all 16 regular season games, plus four post-season games in 1980 ... Utilized mostly as a fifth defensive back in passing situations at corner or safety ... Intercepted three passes last season ... Acquired in 1980 off-season trade with the New York Giants ... Played in 30 games during his two seasons with the Giants ... Giants number two draft pick in 1978 ... Excellent special teams performer.

COLLEGE: All-Conference, in both junior and senior years at Colorado ... Played in Orange Bowl junior year ... Twice an All-Conference player at Los Angeles Valley Junior College ... Business major.

PERSONAL: Born in Detroit ... High school football, track and basketball standout in Reseda, Calif. ... Defensive back, running back and wide receiver ... Ran the 100 and 440 relay in track ... Resides in Woodland Hills, Calif.

Year	INTERCEPTIONS				
	No.	Yds.	Avg.	TD	LR
1978	1	11	11.0	0	11
1979	1	25	25.0	0	25
1980	3	22	7.3	0	5
Totals	5	48	9.6	0	

APS: Recovered one fumble in 1978; recovered one fumble in 1979; recovered one fumble in 1980.

(With New York Giants 1978-79)

MILLEN, Matt LB 6-2 255 Penn State
23 2nd Year Joined Raiders: No. 2 Pick, 1980

PRO: Aggressive, powerful hitter converted from college defensive tackle to pro inside linebacker by Raiders ... Started all 20 games as a rookie ... Ranked in top three Raiders in unassisted tackles and total tackles ... Named to UPI and Football Digest All-Rookie teams in 1980 ... Intercepted two passes last season.

COLLEGE: Three-year starter at defensive tackle after starting six games at linebacker as a freshman ... Named to Football News third team All-American squad in 1979 ... Finalist for Lombardi Award for top college lineman in 1979 ... First team All-American selection in 1978 ... Voted Outstanding Defensive Player in 1977 Fiesta Bowl ... Marketing major.

PERSONAL: Born and still lives in Hokendauqua, Pa. ... Captain of the football, track and weightlifting teams at

Whitehall High School ... Threw javelin in track ... Played five different positions in football ... Married.

INTERCEPTIONS					
Year	No.	Yds.	Avg.	TD	LR
1980	2	17	8.5	0	9

MOODY, Keith S 5-11 175 **Syracuse**
28 6th Year **Joined Raiders: Free Agent, 1980**

PRO: Return specialist signed by Raiders late in 1980 season ... Also works in the defensive secondary ... Played in five regular season and all four post-season contests ... Returned eight kickoffs for 150 yards in 1980 regular season ... Added five more kickoff returns for 28 yards in playoff action ... Released by Buffalo prior to 1980 season ... Played four seasons for Buffalo, 1976-1979 ... Bills all-time leader in punt returns and kickoff returns ... Second in NFL in punt returns in 1978 with 12.6 yard average ... His 91-yard punt return was longest in NFL in 1977 ... Intercepted three passes in 1976.

COLLEGE: All-East Coast Athletic Conference defensive back and punt returner for Syracuse in 1975 ... Intercepted six passes that season ... Played in the American Bowl ... Earned three letters ... Physical education major.

PERSONAL: Born in Salisbury, N.C. ... Attended Nottingham High School in Syracuse, N.Y. ... Earned All-City and All-State honors his junior and senior years as a defensive back ... Named Co-captain of the All-State team ... Also played running back ... Participated in basketball and track ... Ran in the State Championships two years ... Married, one daughter, lives in Orchard Park, N.Y.

PUNT RETURNS						KICKOFF RETURNS					
Year	No.	Yds.	Avg.	TD	LR	Year	No.	Yds.	Avg.	TD	LR
1976	16	166	10.4	1	67	1976	26	605	23.3	0	41
1977	15	196	13.1	1	91	1977	30	636	21.2	0	45
1978	19	240	12.6	1	82	1978	18	371	20.6	0	35
1979	38	318	8.4	0	32	1979	27	556	20.6	0	35
Totals	88	920	10.5	3		1980	8	150	18.8	0	39
						Totals	109	2318	21.2	0	

APS: Intercepted three passes for 63 yards in 1976; recovered two fumbles in 1977; recovered two fumbles in 1979.

(With Buffalo Bills 1976-79)

NELSON, Bob LB 6-4 230 **Nebraska**
28 6th Year **Joined Raiders: Free Agent, 1980**

PRO: Strong, intense, tough inside linebacker who played in nine league games, plus four post-season games in 1980 ... Started in 12 games, including Super Bowl XV ... Intercepted one pass last season ... Re-signed by Raiders as a free agent in 1980 after being released by San Francisco ... Started one game for San Francisco in 1979 before being sidelined with injury ... Released by Raiders and signed by San Francisco in 1979 pre-season ... Played out option with Buffalo after 1977 season and signed with Raiders as free agent in 1978 ... On Raiders reserve list in 1978 ... Played in 11 games with Buffalo in 1977 and all 14 in 1976 ... Active for three games in 1975 rookie year ... Selected by Buffalo on second round of the 1975 draft.

COLLEGE: Second team All-Big 8 pick in 1974 ... Standout performer in Senior Bowl ... Earned three varsity letters ... Led Nebraska linebackers in tackles as junior and second as senior ... Education major.



NELSON



O'STEEN



OWENS

PERSONAL: Born in Stillwater, Minn. ... All-Conference performer in both football and basketball at Stillwater High School ... All-State in football ... Married, one son ... Lives in St. Louis Park, Minn.

APS: Recovered one fumble in 1976; returned one kickoff 10 yards in 1977; intercepted one pass for no yards in 1980.

O'STEEN, Dwayne CB 6-1 195 San Jose State
26 4th Year Joined Raiders: Trade, Los Angeles, 1980

PRO: Aggressive pass defender and support man who came to the Raiders just prior to 1980 season in a trade with Los Angeles ... Played 15 league games, starting six at right corner ... Started all four post-season games for the World Champions ... Intercepted three passes in 1980 ... Played in 26 games in two seasons with Los Angeles, starting 13 ... Signed by Rams as a free agent in 1978.

COLLEGE: Lettered two years at San Jose State after transferring from University of California ... Played both cornerback and safety ... Radio-T.V. Journalism major.

PERSONAL: Born and still lives in Los Angeles ... Attended Manual Arts High School where he lettered in football, basketball and track.

Year	INTERCEPTIONS				
	No.	Yds.	Avg.	TD	LR
1979	4	42	10.5	0	36
1980	3	10	3.3	0	14
Totals	7	52	7.4	0	

APS: Recovered one fumble in 1979.

OWENS, Burgess S 6-2 200 Miami
30 9th Year Joined Raiders: Trade, N.Y. Jets, 1980

PRO: Talented defensive back with excellent range who started all 16 regular season and four post-season games at free safety last season ... Joined Raiders via 1980 off-season trade with the New York Jets ... Raiders leading tackler in 1980 ... Intercepted three passes in his first season with the Raiders ... Ran back interception 58 yards for touchdown in key win at Denver last season ... Had an interception in Raiders AFC Championship victory ... Led Jets in interceptions in 1974, 1975, 1977, 1978, and 1979 ... Has played cornerback, strong safety and free safety ... Starter since his first season in 1973 when he was named Jets Rookie of the Year and was a member of the NFL All-Rookie team ... Returned a kickoff 82 yards for a touchdown in 1973 ... Jets number one draft choice in 1973.

COLLEGE: First team All-American cornerback as a senior at Miami ... Most Valuable Player in Senior Bowl and Most Valuable Player in Coaches' All-America game ... Played in College All-Star game ... Marine Biology major.

PERSONAL: Born in Columbus, Ohio ... Attended Rickards High School in Tallahassee, Fla. ... Played running back and rushed for 1,500 yards and 19 touchdowns ... All-league forward and team captain in basketball ... Ran the 220, 330, 440 and relays in track ... Married, one daughter ... Resides in Roslyn, N.Y.

INTERCEPTIONS						SCORING				
Year	No.	Yds.	Avg.	TD	LR	Year	TD	PAT	FG	Total
1973	1	27	27.0	0	27	1973	1	0	0	6
1974	3	68	22.7	1	39	1974	2	0	0	12
1975	3	3	1.0	0	3	1978	1	0	0	6
1976	0	0	0.0	0	0	1980	1	0	0	6
1977	3	18	6.0	0	12	Totals	5	0	0	30
1978	5	156	31.2	1	49					
1979	6	41	6.8	0	12					
1980	3	59	19.7	1	58					
Totals	24	372	15.5	3						

APS: Recovered two fumbles, and returned two kickoffs for 103 yards and one touchdown in 1973; recovered one fumble, returned three kickoffs for 35 yards and recovered a blocked punt for a touchdown in 1974; recovered two fumbles in 1976; recovered two fumbles in 1978 and recovered four fumbles in 1979.


PASTORINI, Dan QB 6-3 205 Santa Clara 32 11th Year Joined Raiders: Trade, Houston, 1980

PRO: Started five games in his initial season with the Raiders before being sidelined by injury ... Acquired from Houston in 1980 off-season trade ... Threw for 992 yards and five touchdowns in 1980 ... Became only fifth passer in Raider history to throw for more than 300 yards in a single game when he passed for 317 yards against Kansas City in his first game as a Raider ... Led Oilers to 21 wins in 1978 and 1979 and to AFC Championship Game both years ... Threw career highs of 16 TD passes and 2,473 yards passing in 1978 ... Best day as a pro came in 1976 versus San Diego with 329 yards and three touchdowns on 25 completions in 39 attempts ... All-time Houston leader in career pass completions (1,426) and second in attempts (2,767), career passing yardage (18,846) and touchdown passes (96) ... After 1975 season participated in Pro Bowl where he threw a record-setting 64-yard touchdown pass ... Starter since 1971 rookie season ... Drafted by Houston as third player taken in entire 1971 collegiate draft as first choice by Houston.

COLLEGE: Second team AP Little All-American in 1970 and first team UPI Little All-Coast in 1969 and 1970 ... Named to both East-West Shrine Game and Senior Bowl and was named the outstanding player in both ... Set virtually every passing record at Santa Clara ... Completed 293 of 540 passes for 3,820 yards and 35 touchdowns ... Also averaged 41.2 yards as a punter ... Business major.

PERSONAL: Born in Sonora, Calif. ... Attended Bellarmine Prep in San Jose ... All-League selection in football and baseball ... Drafted out of high school as a pitcher by the New York Mets ... Lives in Alameda, Calif.

PUNTING					SCORING				
Year	No.	Yds.	Avg.	LG	Year	TD	PAT	FG	Total
1971	73	3044	40.6	62	1971	3	0	0	18
1972	82	3381	41.2	63	1972	2	0	0	12
1973	27	1087	40.3	59	1975	1	0	0	6
1975	62	2477	39.5	68	1977	2	0	0	12
1976	70	2571	36.7	74	Totals	8	0	0	48
Totals	314	12530	39.9						



PASTORINI



PEAR



PLUNKETT

PASSING							
Year	Att	Comp.	Pct.	Yds.	TD	Int.	LP
1971	270	127	47.0	1702	7	21	62
1972	299	144	48.2	1711	7	12	82
1973	290	154	53.1	1482	5	17	50
1974	247	140	56.6	1571	10	10	65
1975	342	163	47.7	2053	14	16	77
1976	309	167	54.0	1795	10	10	67
1977	318	169	53.0	1969	13	18	85
1978	368	199	54.1	2473	16	17	80
1979	324	163	50.3	2090	14	18	55
1980	130	66	50.8	932	5	8	56
Totals	2,897	1,492	51.5	17,778	101	147	

RUSHING						
Year	No.	Yds.	Avg.	TD	LR	
1971	26	140	5.4	3	27	
1972	38	205	5.4	2	17	
1973	31	102	3.3	0	17	
1974	24	-6	-0.2	0	7	
1975	23	97	4.2	1	19	
1976	11	45	4.1	0	11	
1977	16	39	2.4	2	15	
1978	18	11	0.6	0	11	
1979	15	23	1.5	0	14	
1980	4	24	6.0	0	10	
Totals	206	680	3.3	8		

APS: Recovered three fumbles in 1971, two fumbles in 1972, three fumbles in 1973, four fumbles in 1974, four fumbles in 1975, four fumbles in 1977, one fumble in 1978.

PEAR, Dave DT 6-2 250 Washington 28 7th Year Joined Raiders: Trade, Tampa Bay, 1979

PRO: Extremely strong, quick defensive lineman who plays both middle guard and defensive tackle ... Played in seven league games in 1980 starting three ... Had outstanding game in Super Bowl XV ... Started all 16 games for the Raiders in 1979 after being acquired in an off-season trade with Tampa Bay ... Leading tackler among Raider defensive linemen in 1979 ... Named to a starting spot on the NFC Pro Bowl squad after the 1978 season with Tampa Bay ... Voted Buccaneers Most Valuable Player in 1976, the team's first NFL season ... Recorded 18 quarterback sacks in three years with Tampa Bay ... Drafted by Baltimore in third round of 1975 draft and played in 13 games with Colts as a rookie ... Went to Tampa Bay in 1976 allocation draft that stocked the new franchise.

COLLEGE: Three-year letterman at Washington and Most Valuable Player as a senior in 1974 ... All-West Coast in 1974 ... Played in the East-West and Hula Bowl games ... Political Science major.

PERSONAL: Born in Vancouver, Wash. ... Graduated from Benson High School in Portland, Ore. where he earned All-City honors in football and wrestling ... Married, lives in Alameda, Calif.

APS: Recovered two fumbles in 1977; recovered one fumble in 1978.

PLUNKETT, Jim QB 6-2 215 **Stanford**
33 11th Year Joined Raiders: Free Agent, 1978

PRO: NFL Comeback-Player-of-the-Year in 1980 ... Passed for 2299 yards and 18 touchdowns in 13 league game appearances in 1980 ... Started last 11 games and all four post-season games and helped Raiders post 13-2 mark down the stretch to the World Championship ... Most Valuable Player in Super Bowl XV, completing 13 of 21 passes for 261 yards and three touchdowns ... Set Super Bowl record with 80-yard touchdown pass ... Completed 14 of 18 passes for 261 yards and two scores in AFC Championship win over San Diego ... Number five passer in Raider history ... Joined Raiders as free agent in 1978 after being released by San Francisco ... Completed 51.6 percent of his passes for 1,693 yards in 1977 with San Francisco ... Traded to 49ers from New England in 1976 ... Started every game his first four years with New England, passing for 2,000 yards each season ... Has rushed for more than 1,000 yards in his career ... Selected by New England as first player taken in 1971 draft ... Threw 19 touchdown passes his rookie year, setting an NFL rookie record ... Named Rookie of the Year by The Sporting News, Pro Football Weekly, NEA, UPI and AP.

COLLEGE: Won the Heisman Trophy and the Maxwell Award in 1970 as college football's top player ... A unanimous All-American ... Completed 530 of 962 passes for 7,544 yards and 52 touchdowns in three years ... Led Stanford to 1971 Rose Bowl Victory over Ohio State ... Played in the Hula Bowl, Coaches All-America and College All-Star games ... Political Science major.

PERSONAL: Born in San Jose, Calif. where he attended Overfeldt and James Lick High Schools ... Participated in football, basketball, track and wrestling ... Was a league champion wrestler all four years ... Earned all-league recognition in baseball ... Lives in Atherton, Calif.

PASSING							
Year	Att	Comp.	Pct.	Yds.	TD	Int.	LP
1971	328	158	48.2	2158	19	16	88
1972	355	169	47.6	2196	8	25	62
1973	376	193	51.3	2550	13	17	64
1974	352	173	49.1	2457	19	22	69
1975	92	36	39.1	571	3	7	62
1976	243	126	51.9	1592	13	16	85
1977	248	128	51.6	1693	9	14	47
1979	15	7	46.7	89	1	1	39
1980	320	165	51.6	2299	18	16	86
Totals	2329	1155	49.6	15605	103	134	

SCORING				RUSHING					
Year	TD	PAT	FG	Total	Year	No.	Yds.	Avg.	TD LR
1972	1	0	0	6	1971	45	210	4.7	0 16
1973	5	0	0	30	1972	36	230	6.4	1 21
1974	2	0	0	12	1973	44	209	4.8	5 20
1975	1	0	0	6	1974	30	161	5.4	2 37
1977	1	0	0	6	1975	4	7	1.8	1 5
1980	2	0	0	12	1976	19	95	5.0	0 12
Totals	12	0	0	72	1977	28	71	2.5	1 9
					1979	3	18	6.0	0 15
					1980	28	141	5.0	2 17
					Totals	237	1142	4.8	12

APS: Recovered one fumber in 1972, 1973, 1974 and 1980; recovered two fumbles in 1978.

(With New England Patriots, 1971-75; San Francisco 49ers, 1976-77)



RAMSEY



REECE



SHELL

RAMSEY, Derrick TE 6-4 230 Kentucky
24 4th Year Joined Raiders: No. 5 Pick, 1978

PRO: Big, strong tight end with mobility of a wide receiver ... Played in all 16 regular season and four post-season games in 1980 ... Averaged 23.4 yards on five receptions for 117 yards in regular season ... Fifty-eight yard reception in Seattle last season was a career-high ... Has played in 48 consecutive games since joining the Raiders in 1978 ... Caught 13 passes for 161 yards and three touchdowns in 1979 ... Excellent athlete who made the smooth transition from college quarterback to pro tight end ... Top performer on special teams.

COLLEGE: Four-year varsity performer in football at Kentucky ... Played quarterback his senior year, rushing for 618 yards and 13 touchdowns, while passing for 892 yards and six scores ... All-Conference his junior year when he passed for 659 yards and seven scores and rushed for 771 yards and 10 touchdowns ... Also played tight end as sophomore ... Participated in varsity basketball two seasons ... General studies major.

PERSONAL: Born in Hastings, Fla. where he attended Hastings High School for two years and played basketball and football ... Transferred to Camden, N.J. High School where he starred in both football and basketball ... Now lives in San Leandro, Calif.

RECEIVING						SCORING				
Year	No.	Yds.	Avg.	TD	LG	Year	TD	PAT	FG	Total
1979	13	161	12.4	3	40	1979	3	0	0	18
1980	5	117	23.4	0	58					
Totals	18	278	15.4	3						

APS: Returned seven kickoffs for 125 yards in 1978; returned one kickoff for 10 yards in 1980.

REECE, Danny S 5-11 195 Southern California
26 6th Year Joined Raiders: Free Agent, 1981

PRO: Experienced defensive back and return man who signed as free agent during spring of 1981 ... Played five years for Tampa Bay before being released after 1980 season ... Topped the NFL in punt returns with 57 last season ... Set all-time NFL record for most punt returns in a season with 70 in 1979 ... Finished sixth in NFC in punt returns in 1977 and 1978 ... Made only one fair catch in each of the last two seasons and seven during pro career ... Returned a punt for a career-high and Buccaneer record 50 yards versus Kansas City in 1978 ... Returned a fumble 44 yards for a touchdown versus Baltimore in 1976 ... Played in 72 games for Tampa Bay starting 11 at cornerback ... Played in both playoff games in 1979 ... Caught

three passes out of punt formation with Tampa Bay ... Originally third round draft choice by Cincinnati in 1976 ... Released during preseason and claimed by Tampa Bay.

COLLEGE: Three-year starter playing cornerback, safety and returning kicks for Southern California ... His 18 career interceptions is second highest in history of school ... Tied a Pac-8 record with eight interceptions his sophomore year ... His single-game high in punt returns was 150 yards against Purdue in 1975 ... All Pac-8 selection in 1974 and 1975 ... Social Psychology major.

PERSONAL: Born in San Pedro, Calif. ... Attended Banning High School in Wilmington, Calif. where he participated in football, baseball, basketball and track ... Played running back and defensive back in football ... All-Los Angeles District selection in 1972 ... Married, lives in Pacific Palisades, Calif.

PUNT RETURNS						KICKOFF RETURNS					
Year	No.	Yds.	Avg.	TD	LG	Year	No.	Yds.	Avg.	TD	LG
1976	20	143	7.2	0	30	1976	1	30	30.0	0	30
1977	31	276	8.9	0	36	1977	3	72	24.0	0	34
1978	44	393	8.9	0	50	1978	11	240	21.8	0	32
1979	70	431	6.2	0	17	1979	1	13	13.0	0	13
1980	57	313	5.5	0	19	1980	7	128	18.3	0	23
Totals	222	1556	7.0	0		Totals	23	483	21.0	0	

APS: Intercepted one pass and returned it 13 yards in 1978; caught 2 passes for 25 yards in 1977 and one pass for 25 yards in 1978; recovered one fumble and returned it 44 yards for a touchdown in 1976.

(With Tampa Bay Buccaneers 1976-80)

SHELL, Art T 6-5 285 Maryland State
34 14th Year Joined Raiders: No. 3 Pick, 1968

PRO: A smart, skilled, giant 11-year regular who is one of the NFL's great offensive linemen ... Selected to the Pro Bowl for the eighth time in 1980 ... Started all 16 league games in 1980, plus four post season contests ... Has now started 27 consecutive league games ... Had played in 156 consecutive games until 1979 preseason injury forced him out for the only five league games he has missed since joining the Raiders in 1968 ... Was All-Conference for six straight seasons, 1973-1978 ... Voted Lineman of the Year in 1976 by Raider Lineman's Club ... One of only two Raider players whose career spans three decades.

COLLEGE: Pittsburgh Courier, Ebony magazine All-America in 1966-67 ... All-Conference from 1965-67 ... Little All-America team as senior ... Played offensive and defensive tackle ... Earned two letters playing basketball ... Industrial arts major.

PERSONAL: Born in Charleston, S.C. ... Played football and basketball at Bonds-Wilson High School in North Charleston ... Named All-State as both center and defensive tackle in football ... An All-State center in basketball ... Lives in Oakland ... Married, two sons.

APS: Returned one punt in 1978; recovered one fumble in 1970, 1971, and 1977; recovered two fumbles in 1978.

SIMS, Mickey DT 6-5 270 South Carolina State
26 4th Year Joined Raiders: Free Agent, 1981

PRO: Signed with Raiders as free agent this spring ... Inactive in 1980 ... Played in 43 games during three years with Cleveland, 1977-79 ... Played in all 16 league games



SIMS



SYLVESTER



UPSHAW

in 1979 ... Recovered six fumbles in his three seasons with the Browns ... Fourth round draft choice by Cleveland in 1977.

COLLEGE: Kodak All-American, NAIA All America and second team AP Little All-America while starring at South Carolina St. ... Sparked defense which led NCAA Division II schools in nearly every category in 1976, holding opponents to just 34 points in 10 games ... Co-captain his senior year.

PERSONAL: Born in Union, S.C., where he attended Lockhart High ... Lettered three years in football, basketball and track ... Played offensive and defensive tackle in football ... Defensive Lineman of the Year in South Carolina for two years ... All-Conference, All-State and All-America defensive end ... All-Conference and All-State center in basketball ... All-Conference shot-putter in track ... Married, lives in University Heights, Ohio.

APS: Recovered one fumble in 1977; recovered two fumbles in 1978; recovered three fumbles in 1979.

SYLVESTER, Steve C-G 6-4 260 Notre Dame
28 7th Year Joined Raiders: No. 10 Pick, 1975

PRO: Smart, skilled veteran capable of handling any position in the offensive line ... Started two games at center in 1980, participating in seven ... Started all 16 games in 1979, including five at left tackle, one at center and 10 at right guard ... Excellent deep-snapper on punts.

COLLEGE: Outstanding offensive tackle who was a starter junior and senior years ... Played in 1973 Orange Bowl, 1974 Sugar Bowl and 1975 Orange Bowl ... Member of 1973 national championship team ... Member of student-athlete honor role ... Economics and education major.

PERSONAL: Born in Cincinnati, Ohio ... A three-year letterman in football and basketball at Moeller High School ... Captain of both squads his senior year ... Both teams won the conference and city titles his last two years ... Received All-City and All-State recognition ... Now lives in Loveland, Ohio ... Married, two daughters.

APS Recovered one fumble in 1979.

UPSHAW, Gene G 6-5 255 Texas A&I
36 15th Year Joined Raiders: No. 1 Pick, 1967

PRO: Big, agile, intense 14-year starter who continues as one of the top offensive linemen in professional football ... Has played in 202 consecutive contests to lead all presently active NFL players in that department ... Has also played in 24 post-season contests, a Raider record and

most for any AFC player ... Counting preseason, league and post-season games, has started an incredible 302 games in a row, every game since joining the Raiders as a rookie in 1967 ... Winner of the 1980 Byron White Humanitarian Award presented by NFL Players Association to the player who best gives service to his team, community and country ... Since pro merger in 1970 was selected All-Pro four times and All-Conference five times ... Had been All-AFL three times ... Raiders offensive captain the past eight seasons ... In 1975 was named to all-time pro team for players from the State of Texas ... One of only two players whose Raider career spans three decades ... Only player to play in all three Raider Super Bowls ... Voted Lineman of the Year in 1968 by Raider Lineman's Club.

COLLEGE: Capped versatile career at center, tackle and end by being named to NAIA All-America team ... Chosen All-Texas and All-Conference ... Participated in track, earning three letters ... Secondary education major.

PERSONAL: Born in Robstown, Texas ... All-District center his senior year at Robstown High School ... All-District four years as a pitcher ... All-District honor two years in track, competing in shot put, discus and broad jump ... President of NFL Players Association ... A member of Board of Governors of California Community Colleges from 1979-81 ... On Governor's Council for Wellness and Physical Fitness ... Made USO tour of veteran hospitals in Pacific in 1972 ... Married, one son ... Lives in Pleasanton, Calif.

APS: Recovered one tumble in 1979 and 1980.

VAN EEGHEN, Mark RB 6-2 225 Colgate
29 8th Year Joined Raiders: No. 3 Pick, 1974

PRO: Strong, steady, pressure-proof runner, blocker and receiver who is Raiders all-time leading rusher with 5,757 yards ... Led team in rushing for fifth straight season and was fourth in the AFC in 1980 with 838 yards ... Rushed for 251 yards in 1980 post-season play ... Caught 29 passes in 1980 for 259 yards ... Number nine receiver and number eight scorer in Raider history ... Has played in 104 consecutive games ... Caught a career-high 51 passes in 1979 ... Scored three touchdowns against Atlanta in 1979 to tie Raider single-game record ... Raider record-holder for most carries in a single game (36), most carries one season (324) and most carries in career (1,436) ... Only Raider to ever rush for 1,000 yards in three consecutive seasons, 1976-78 ... Has eight 100-yard rushing games in his career and one 100-yard pass receiving game ... His league single-game high is 151 yards rushing against Green Bay in 1978 ... Leading rusher in AFC in 1977, establishing Raider single-season record with 1,273 yards ... Leading career Raider rusher in post-season play with 479 yards.

COLLEGE: Shattered 25-year-old school career rushing record with 2,591 yards in three seasons ... Rushed for 1,089 yards in 1973, first Colgate back to go over 1,000 yards in a single season ... His 14 rushing touchdowns in 1973 broke school record of 13 set by Marv Hubbard in 1966 ... Played in East-West game.

PERSONAL: Born in Cambridge, Mass. ... All-State and All-American running back at Cranston West High School in Cranston, R.I. ... Captained basketball team to state title



van EEGHEN



WHITTINGTON



WILSON

... Has been voted into City of Cranston Hall of Fame ...
Married, three daughters ... Lives in Cranston.

RUSHING					
Year	No.	Yds.	Avg.	TD	LR
1974	28	139	5.0	0	17
1975	136	597	4.4	2	22
1976	233	1012	4.3	3	21
1977	324	1273	3.9	7	27
1978	370	1080	4.0	9	34
1979	223	818	3.7	7	19
1980	222	838	3.8	5	34
Totals	1436	5757	4.1	34	

RECEIVING					
Year	No.	Yds.	Avg.	TD	LR
1974	4	33	8.3	0	12
1975	12	42	3.5	1	18
1976	17	173	10.2	0	21
1977	15	135	9.0	0	30
1978	27	291	10.8	0	33
1979	51	474	9.3	2	36
1980	29	259	8.9	0	37
Totals	155	1407	9.1	3	

SCORING				
Year	TD	PAT	FG	Total
1975	3	0	0	18
1976	3	0	0	18
1977	7	0	0	42
1978	10	0	0	60
1979	9	0	0	54
1980	5	0	0	30
Totals	37	0	0	222

KICKOFF RETURNS				
Year	No.	Yds.	Avg.	TD
1975	7	112	16.0	0

APS: Recovered one fumble in 1976; recovered one fumble for touchdown in 1978.

WHITTINGTON, ART RB 5-11 180 So. Methodist 25 4th Year Joined Raiders: No. 7 Pick, 1978

PRO: Quick, speedy runner who rushed for 229 yards and three touchdowns in 1980 ... Caught 19 passes for 205 yards during 1980 regular season ... Had five receptions for 85 yards in 1980 post-season play, including a 44-yard touchdown in "wild card" playoff win over Houston ... Returned 21 kickoffs for 392 yards in 1980 ... His 90 yard kickoff return for a touchdown against Cincinnati was the second longest in the AFC last season ... Led Raiders in kickoff return yardage in 1980 playoffs ... Played in 15 regular season and all four post-season games in 1980 ... Started two regular season games ... Active for 11 games, starting eight in 1979 ... His 661 yards rushing and seven touchdowns rushing in 1978 were the most ever by a Raider rookie ... Became the first Raider rookie since 1968 to gain 100 yards in a game, with a career-high 134 yards in Kansas City in 1978 ... Ranks seventh among all-time Raider kickoff returners.

COLLEGE: Key member of SMU varsity for four seasons ... Gained 1,649 yards on 81 kickoff returns ... Rushed for 2,213 yards and ranked third among SMU all-time rushers behind only All-Americans Doak Walker and Kyle Rote ... As a junior finished second in the nation for all purpose run-

1981 OAKLAND RAIDERS ROSTER

No.	Name
6	WILSON, qb
7	PASTORINI, qb
8	GUY, k
10	BAHR, k
16	PLUNKETT, qb
21	BRANCH, wr
22	WHITTINGTON, rb
23	McKINNEY, cb
26	MOODY, s
27	HAWKINS, rb
29	GRAY, cb
30	van EEGHEN, rb
31	JENSEN, rb
33	KING, rb
35	O'STEEN, cb
36	DAVIS, M., s
37	HAYES, cb
38	WILLIS, rb
40	REECE, s
41	WATTS, cb
42	JACKSON, cb
43	MATTHEWS, rb
44	OWENS, s
45	DAVIS, J., cb
46	CHRISTENSEN, te
48	HILL, rb-s
50	DALBY, c
51	NELSON, B., lb
52	CELOTTO, lb
53	MARTIN, lb
54	ADAMS, lb
55	MILLEN, lb
56	BARNES, lb
57	McCLANAHAN, lb
59	BOWENS, lb
60	MARSH, t
62	KINLAW, dt
63	UPSHAW, g
65	MARVIN, g
66	SYLVESTER, c-g
67	MOHL, t
68	ROBINSON, dt
70	LAWRENCE, t
71	MASON, t
72	MATUSZAK, de
73	BROWNING, de
74	PEAR, dt
75	LONG, dt
76	LIVINGSTON, t
77	CAMPBELL, de
78	SHELL, t
79	DAVIS, B., t
80	BARNWELL, wr
81	BRADSHAW, wr
82	MUHAMMAD, wr
83	HENDRICKS, lb
84	RAMSEY, te
85	CHANDLER, wr
86	HARDMAN, de
87	NELSON, P., te
88	CHESTER, te
89	MARTINI, wr
90	JONES, de
91	SIMS, dt

No.	Name	Pos
54	Adams, John.....	LB
10	Bahr, Chris.....	K
56	Barnes, Jeff.....	LB
80	Barnwell, Malcolm.....	WR
59	Bowens, William.....	LB
81	Bradshaw, Morris.....	WR
21	Branch, Cliff.....	WR
73	Browning, Dave.....	DE
77	Campbell, Joe.....	DE
52	Celotto, Mario.....	LB
85	Chandler, Bob.....	WR
88	Chester, Raymond.....	TE
46	Christensen, Todd.....	TE
50	Dalby, Dave.....	C
79	Davis, Bruce.....	T
45	Davis, James.....	CB
36	Davis, Mike.....	S
29	Gray, Leo.....	CB
8	Guy, Ray.....	K
86	Hardman, Cedrick.....	DE
37	Hayes, Lester.....	CB
27	Hawkins, Frank.....	RB
83	Hendricks, Ted.....	LB
48	Hill, Kenny.....	RB-S
42	Jackson, Monte.....	CB
31	Jensen, Derrick.....	RB
90	Jones, Willie.....	DE
33	King, Kenny.....	RB
62	Kinlaw, Reggie.....	DT
70	Lawrence, Henry.....	T
76	Livingston, Phil.....	T
75	Long, Howard.....	DT
60	Marsh, Curt.....	T
53	Martin, Rod.....	LB
89	Martini, Rich.....	WR
65	Marvin, Mickey.....	G
71	Mason, Lindsey.....	T
43	Matthews, Ira.....	WR
72	Matuszak, John.....	DE
57	McClanahan, Randy.....	LB
23	McKinney, Odis.....	CB
55	Millen, Matt.....	LB
67	Mohl, Curt.....	T
26	Moody, Keith.....	S
82	Muhammad, Calvin.....	WR
51	Nelson, Bob.....	LB
87	Nelson, Phil.....	TE
35	O'Steen, Dwayne.....	CB
44	Owens, Burgess.....	S
7	Pastorini, Dan.....	QB
74	Pear, Dave.....	DT
16	Plunkett, Jim.....	QB
84	Ramsey, Derrick.....	TE
40	Reece, Danny.....	S
68	Robinson, Johnny.....	DT
78	Shell, Art.....	T
91	Sims, Mickey.....	DT
66	Sylvester, Steve.....	C-G
63	Upshaw, Gene.....	G
30	van Eeghen, Mark.....	RB
41	Watts, Ted.....	CB
22	Whittington, Arthur.....	RB
38	Willis, Chester.....	RB
6	Wilson, Marc.....	QB

Ht	Wt	Age*	NFL Exp	College	Residence
6-3	235	24	1	Louisiana State	DeRiddier, La.
5-10	175	28	6	Penn State	Cincinnati, Ohio
6-2	220	26	5	California	San Leandro, Calif.
5-11	180	23	1	Virginia Union	Richmond, VA
6-3	225	23	1	North Alabama	Florence, Ala.
6-1	195	28	8	Ohio State	Alameda, Calif.
5-11	170	33	10	Colorado	Oakland, Calif.
6-5	245	25	4	Washington	Alameda, Calif.
6-6	250	26	5	Maryland	Kenner, La.
6-3	225	25	3	Southern California	Palos Verdes, Calif.
6-1	180	32	11	Southern California	Whittier, Calif.
6-4	235	33	12	Morgan State	Oakland, Calif.
6-3	230	25	3	Brigham Young	Alameda, Calif.
6-3	250	30	10	UCLA	Castro Valley, Calif.
6-6	280	25	3	UCLA	Alameda, Calif.
6-0	205	24	R	Southern University	Los Angeles, Calif.
6-3	200	25	4	Colorado	Oakland, Calif.
5-11	175	24	1	Nevada-Las Vegas	Los Angeles, Calif.
6-3	200	31	9	Southern Mississippi	Hattiesburg, Miss.
6-4	245	32	12	North Texas State	Menlo Park, Calif.
6-0	200	25	5	Texas A&M	Alameda, Calif.
5-9	210	22	R	Nevada, Reno	Las Vegas, Nev.
6-7	225	33	13	Miami	Miami, Fla.
6-0	190	23	1	Yale	San Mateo, Calif.
5-11	195	28	7	San Diego State	San Diego, Calif.
6-1	225	25	3	Texas-Arlington	Alameda, Calif.
6-4	245	23	3	Florida State	Homestead, Fla.
5-11	205	24	3	Oklahoma	Clarendon, Tex.
6-2	240	24	3	Oklahoma	Miami, Fla.
6-4	270	29	8	Florida A&M	Palmetto, Fla.
6-6	270	24	1	Maryland	Union City, Calif.
6-5	265	21	R	Villanova	Charlestown, Mass.
6-5	275	22	R	Washington	Snohomish, Wash.
6-2	215	27	5	Southern California	Alameda, Calif.
6-2	185	25	3	California-Davis	Oakland, Calif.
6-4	275	25	5	Tennessee	Etowah, N.C.
6-5	270	26	3	Kansas	Oakland, Calif.
5-8	175	24	3	Wisconsin	Oakland, Calif.
6-8	285	30	9	Tampa	Oak Creek, Wisc.
6-5	225	26	4	Southwestern Louisiana	Peoria, Ariz.
6-2	185	24	4	Colorado	Woodland Hills, Calif.
6-2	255	23	2	Penn State	Hokendauqua, Pa.
6-5	260	22	R	UCLA	Sunnyvale, Calif.
5-11	175	28	6	Syracuse	Orchard Park, N.Y.
5-11	175	22	R	Texas Southern	Jacksonville, Fla.
6-4	230	28	6	Nebraska	St. Louis Park, Minn.
6-6	235	22	R	Delaware	Washington, D.C.
6-1	195	26	4	San Jose State	Los Angeles, Calif.
6-0	200	30	9	Miami	Roslyn, N.Y.
6-3	205	32	11	Santa Clara	Alameda, Calif.
6-2	250	28	7	Washington	Alameda, Calif.
6-2	215	33	11	Stanford	Atherton, Calif.
6-4	230	24	4	Kentucky	San Leandro, Calif.
5-11	195	26	6	Southern California	Pacific Palisades, Calif.
6-2	260	22	R	Louisiana Tech	Ruston, La.
6-5	285	34	14	Maryland State	Oakland, Calif.
6-5	270	26	4	South Carolina State	Univ. Heights, Ohio
6-4	260	28	7	Notre Dame	Loveland, Ohio
6-5	255	36	15	Texas A&I	Pleasanton, Calif.
6-2	225	29	8	Colgate	Cranston, R.I.
6-0	190	22	R	Texas Tech	Tarpon Springs, Fla.
5-11	180	25	4	Southern Methodist	Cuero, Texas
5-11	195	23	R	Auburn	Gainesville, Ga.
6-6	205	24	2	Brigham Young	Orinda, Calif.

ning behind Heisman Trophy winner Tony Dorsett . . . Physical education major.

PERSONAL: Born in Cuero, Texas . . . Was a three-year All-District performer in football in Cuero High School . . . As a senior, rushed for 1,528 yards and scored 140 points . . . Was second team All-State . . . Made All-District in basketball two years and participated in the state track meet four consecutive years . . . Lives in San Leandro, Calif.

RUSHING						RECEIVING					
Year	No.	Yds.	Avg.	TD	LR	Year	No.	Yds.	Avg.	TD	LR
1978	172	661	3.8	7	26	1978	23	106	4.6	0	20
1979	109	397	3.6	2	22	1979	19	240	12.6	0	39
1980	91	299	3.3	3	42	1980	19	205	10.8	0	55
Totals	372	1357	3.6	12		Totals	61	551	9.0	0	

KICKOFF RETURNS						SCORING				
Year	No.	Yds.	Avg.	TD	LR	Year	TD	PAT	FG	Total
1978	23	473	20.6	0	34	1978	7	0	0	42
1979	5	46	9.2	0	19	1979	2	0	0	12
1980	21	392	18.7	1	90	1980	4	0	0	24
Totals	49	911	18.6	1		Totals	13	0	0	78

APS: Recovered one fumble in 1978; recovered one fumble in 1979; recovered two fumbles in 1980

WILSON, Marc QB 6-6 205 Brigham Young
24 2nd Year Joined Raiders: No. 1 Pick, 1980

PRO: Tall, gifted young passer who demonstrated skills, poise and leadership for an outstanding pro future . . . Strong armed, accurate, can throw on the move . . . Raiders number one draft choice in 1980 . . . Completed three of five passes in two brief league game appearances in 1980 after moving the team well in limited preseason action.

COLLEGE: Set 11 NCAA records during his three year varsity career . . . Named as first team All-American by all major wire services and selectors in 1979 . . . Ranked No. 1 nationally in total offense (3,580 yards) and touchdown passes thrown (29) while directing BYU to a perfect 11-0 regular season in 1979 . . . As a senior had seven straight games in which he passed for 300 yards or more . . . As a sophomore set a Western Athletic Conference record with seven touchdown passes in a single game . . . Set an all-time NCAA single game passing record of 571 yards against Utah in 1977 . . . Passed for a total of 7,637 yards in his college career . . . Played in Holiday Bowl in 1979 and both the East-West Shrine Game and Senior Bowl . . . Economics major.

PERSONAL: Born in Bremerton, Wash. . . . Three-sport star at Shorecrest High School in Seattle . . . All league quarterback in football, . . . All-league forward in basketball, averaging 19 points per game his senior year . . . All league and three time MVP in baseball as pitcher and outfielder . . . Led team to state title in 1975 . . . Married, one son . . . Now lives in Moraga, Calif.

PASSING							
Year	Att	Comp.	Pct.	Yds.	TD	Int.	LP
1980	5	3	60.0	31	0	0	12

1981 DRAFTEES

1a Ted Watts, CB Texas Tech	9 Curt Mohl, T UCLA
1b Curt Marsh, T Washington	10 Frank Hawkins, RB Nevada, Reno
2 Howard Long, DT Villanova	11 Chester Willis, RB Auburn
4 Johnny Robinson, DT Louisiana Tech	12 Phil Nelson, TE Delaware
5 James Davis, CB Southern University	

DAVIS, James CB 6-0 205 Southern
24 1st Year No. 5 Pick, 1981

COLLEGE: Three year starter at cornerback ... Co-leader in interceptions in 1980 ... Earned special recognition for outstanding performance against Grambling last year, making eight tackles and deflecting four passes ... One of the strongest players on Southern University squad ... Top special teams performer in 1978 with 5 blocked kicks and four forced fumbles ... All-Conference as a cornerback at Southwest Junior College in Los Angeles before transferring to Southern ... Physical Education major.

PERSONAL: Born and presently lives in Los Angeles, Calif. ... All League performer as a defensive back at Crenshaw High School in Los Angeles ... Sprinter in track, running the 100, 220 and 440 relay. Had best of 9.6 in 100.

HAWKINS, Frank RB 5-9 210 Nevada, Reno
22 1st Year No. 10 Pick, 1981

COLLEGE: Four letter winner in football ... Three-year starter ... Third all-time leading rusher in NCAA history ... One of only six players to rush for over 5,000 yards in college career ... Division 1-AA rushing champion in 1980, 1979, and 1978 ... Holds single season conference records for rushing yards (1,719), attempts (307) and average per game (156.3 yards) ... Set 13 team records at Nevada, Reno ... Rushed for 100 yards or more in 21 straight games and gained 293 yards rushing in a single game in 1978 ... All-America three straight years ... Conference offensive MVP in 1980 ... Played in 1981 East-West Shrine Game ... Degree in Criminal Justice.

PERSONAL: Born and presently lives in Las Vegas, Nev. ... Earned All-American, All-State and All-Conference honors as running back at Western High School in Las Vegas ... Selected to All-State and All-American wrestling teams in senior year.

LONG, Howard DT 6-5 265 Villanova
21 1st Year No. 2 Pick, 1981

COLLEGE: Four-year starter in the defensive line ... Named first team AP All-East and AP Honorable Mention All-America in 1980 ... Chosen most valuable Defensive Player in the 1980 Blue-Gray All-Star Game ... Led Villanova in quarterback sacks in both senior and sophomore seasons ... Played mostly noseguard first two seasons ... Had a career high of 14 tackles against Richmond in 1978 ... Northern collegiate boxing champion ... General Arts major.

PERSONAL: Born in Sommerville, Mass. and now lives in Charlestown, Mass. ... All-America offensive tackle at Milford High in Mass. ... Also competed in basketball and track ... Set state records in both shot put and discus.

MARSH, Curt T 6-5 275 Washington
22 1st Year No. 1b Pick, 1981

COLLEGE: Second of Raiders two first round picks ... 23rd player taken in 1981 draft ... Four-year varsity letterman ... Named to NEA second team All-America squad in 1980 ... UPI Honorable Mention All-West Coast as a senior ... Honorable Mention All-PAC 10 squad in 1980 ... Played in 1981 East-West Shrine Game and Japan Bowl ... Played in 1981 Rose Bowl for PAC-10 champions ... Began college career as a defensive tackle, then played both offensive tackle and guard ... Sociology major.

PERSONAL: Born in Tacoma, Wash. ... now lives in Snohomish, Wash. where he was a two year letterman as an offensive and defensive tackle at Snohomish High ... Member of 1977 district champion squad ... Prep All-America selection by Parade, Scholastic Coach and Prep Sports ... Most inspirational player and top offensive lineman as a senior ... Three year letterman in basketball who captained team in senior year ... Earned two letters in track ... Married.

MOHL, Curt T 6-5 260 UCLA
22 1st Year No. 9 Pick, 1981

COLLEGE: Four-year varsity letterman ... Key blocker for powerful UCLA ground attack who played in every game in 1980, starting five ... Capable of playing either tackle or guard ... Started twice at left tackle and three times at right tackle in 1980 ... starter at right tackle through five games in 1978 until sidelined with injury ... Reserve in 1977 ... Sociology major.

PERSONAL: Born in Chico, Calif. ... Resides in Sunnyvale, Calif. where he earned All-Northern California and All-League honors as offensive and defensive lineman during senior year at Sunnyvale High ... Lettered in basketball and track.

MUHAMMAD, Calvin WR 5-11 175 Texas Southern
22 1st Year No. 12 Pick, 1980

PRO: Signed with Toronto Argonauts of the Canadian Football League prior to the 1980 NFL draft in which he was chosen in the 12th round by Raiders ... Spent 1980 season on Toronto's reserve list ... Released by Toronto during 1981 preseason, claimed by Hamilton Tigercats, later released by Hamilton, then signed with Raiders.

COLLEGE: Played three years of varsity football, last two as a starter ... Led team in pass interceptions in both 1979 and 1978 ... Named to second team All-Southwest Athletic Conference as senior ... Participated in the Black College All-Star Game after the 1979 season ... Outstanding sprinter in track ... Music major.

PERSONAL: Born and still lives in Jacksonville, Fla. ... Earned All-league honors as a wide receiver in football and as a sprinter on track team at William Raines High School.

NELSON, Phil TE 6-6 235 Delaware
22 1st Year No. 12 Pick, 1981

COLLEGE: Three-year letterman at tight end ... Averaged 15.4 yards per catch in 1980 on primarily run-oriented

Delaware team ... Caught six passes in 1979, four for touchdowns ... Has excellent size, and strength ... Communications major.

PERSONAL: Born and presently resides in Washington, D.C. ... Lettered twice in football and once in basketball and track at Archbishop Carroll High in Washington ... Played tight end and defensive end in football, forward in basketball, ran hurdles in track.

ROBINSON, Johnny DT 6-2 260 Louisiana Tech
22 1st Year No. 4 Pick, 1981

COLLEGE: Four-year starter ... Named first team All-Conference three years ... AP Honorable Mention All-America in 1980 and 1979 ... ABC-TV defensive player of game in 1980 following 14 tackle performance ... Named MVP and outstanding defensive lineman in 1980 ... Defensive end first two years, defensive tackle final two seasons ... Topped team in quarterback sacks in both 1978 and 1979 ... Named Conference defensive player of the year in 1979 after leading team in tackles ... Also participated in track at Louisiana Tech in both shot put and discus ... Recreation major.

PERSONAL: Born in Jonesboro, La. ... Now resides in Ruston, La. where he made All-District, All-State and All-American defensive lineman at Ruston Hgh ... Also competed in shot put in track.

WATTS, Ted CB 6-0 190 Texas Tech
22 1st Year No. 1a Pick, 1981

COLLEGE: First of Raiders two number one draft choices this year ... 21st player taken in the draft ... Three-year starter at free safety ... Named to Sporting News first team All-America squad in 1980 ... Earned first team All-Conference honors as both a senior and junior ... NEA second team All-America in 1980 ... Playboy pre-season All-America last year ... Played in Senior Bowl ... AP and Sporting News honorable mention All America Squad in 1979 ... Ranked second in total tackles on Tech squad in 1980 ... Team's top pass interceptor in 1980 ... Conference leader in punt returns in 1979 ... Ran 60-yard dash at Texas Tech ... Transferred to Tech after freshman year at Independence J.C. in Kansas ... Recreation major.

PERSONAL: Born and still resides in Tarpon Springs, Fla. ... Named MVP in football senior year at Tarpon Springs High ... Earned three letters each in football and track ... Ran 100, 220 and relays in track, and also long jumped and high jumped. Best times of 9.5 in 100, 21.0 in 220.

WILLIS, Chester RB 5-11 195 Auburn
23 1st Year No. 11 Pick, 1981

COLLEGE: Two-year letterman at fullback ... Averaged 4.6 per carry in 1980 ... Carried for a 6.0 average in 1979 ... Fit well into team's run-oriented attack ... Played cornerback, wide receiver and running back first two seasons ... A break-away type runner ... Two-year letterman in track, competing in sprints and relays ... Distributive Education major.

PERSONAL: Born in Eleberton, Ga. ... Resides in Gainesville, Ga. where he was an All-league performer at Johnson High School as a running back. ... Also played wide receiver. ... Ran 100 and 220 as a senior track star.

RAIDERS ALL-TIME ROSTER

HEAD COACHES

CONKRIGHT, Red	Oklahoma	1962
DAVIS, Al	Syracuse	1963-65
ERDELATZ, Eddie	St. Mary's	1960-61
FELDMAN, Marty	Stanford	1961-62
FLORES, Tom	Pacific	1979-80
MADDEN, John	California Poly, SLO	1969-78
RAUCH, John	Georgia	1966-68

ASSISTANT COACHES

BOGHOSIAN, Sam	UCLA	1979-80
BROWN, Willie	Grambling	1979-80
CODY, Ed	Purdue	1960
CONKRIGHT, Red	Oklahoma	1962
DAHMS, Tom	San Diego State	1963-78
DICKSON, George	Notre Dame	1961
ENGLEBERG, Buggsy	East Tennessee State	1968
ERBER, Lew	Montclair State	1976-80
FELDMAN, Marty	Stanford	1960-61
FLORES, Tom	Pacific	1972-78
FRANKLIN, Chet	Utah	1980
GEORGE, Ernie	St. Mary's	1960
HALL, Sid	Pacific	1969-70
HOLOVAK, Mike	Boston College	1971
KALMINAR, Tom	Nevada	1960-62
LEGGETT, Earl	LSU	1979-80
MADDEN, John	California Poly, SLO	1967-68
MADDOCK, Bob	Notre Dame	1963
MADRO, Joe	Ohio State	1977-80
MALAVASI, Ray	Mississippi State	1971-72
MARINOVICH, Marv	Southern California	1968-70
MC CABE, Richard	Pittsburg	1969-70
MICHAELS, Walt	Washington & Lee	1962
MISCHAK, Bob	West Point	1973-74, 79
MOORE, Myrel	California-Davis	1978-79
ORTMAYER, Steve	Laverne	1978-80
POLONCHEK, John	Michigan State	1967-71
RAUCH, John	Georgia	1963-65
ROACH, Paul	Black Hill State	1972-74
ROBINSON, John	Oregon	1975
SCANNELLA, Joe	LeHigh	1972-77
SHINNICK, Don	UCLA	1973-77
SPENCER, Oliver	Kansas	1962-79
SUMNER, Charles	William & Mary	1963-68, 1979-80
SWEENEY, Jim	Portland	1978
WALSH, Bill	San Jose State	1966
WILLSEY, Ray	California	1978-80
WOOD, Dick	Auburn	1969-70
ZEMAN, Bob	Wisconsin	1971-77

ACTIVE PLAYERS

AGAJANIAN, Ben	New Mexico	K	1962
ALLEN, Dalva	Houston	DE	1962-64
ALLEN, Jackie	Baylor	DB	1969
ARCHER, Dan	Oregon	T	1967
ARMSTRONG, Ramon	TCU	T	1960
ASAD, Doug	Northwestern	TE	1960-61
ATKINS, Pervis	New Mex. State	WR	1965-66
ATKINSON, George	Morris Brown	DB	1968-77
BAHR, Chris	Penn State	K	1980
BANASZAK, Pete	Miami (Fla.)	RB	1966-78
BANKS, Estes	Colorado	RB	1967
BANKSTON, Warren	Tulane	TE	1973-78
BANSAVAGE, Al	Southern Calif.	LB	1961
BARBEE, Joe	Kent State	T	1960
BARNES, Jeff	California	LB	1977-80
BARNES, Larry	Colorado A&M	LB	1960
BARNES, Rodrigo	Rice	LB	1976
BARRETT, Jan	Fresno State	TE	1963-64
BELL, Joe	Norfolk State	DE	1979
BENSON, Duane	Hamline	LB	1967-71
BESS, Rufus	South Carolina State	DB	1979
BILETNIKOFF, Fred	Florida State	WR	1965-78
BIRD, Rodger	Kentucky	DB	1967-71
BIRDWELL, Dan	Houston	DT	1962-69
BISHOP, Sonny	Fresno State	G	1963
BLANDA, George	Kentucky	QB-K	1967-75
BLANKENSHIP, Greg	Cal State-Hayward	LB	1976
BONNESS, Rik	Nebraska	LB	1976
BOYDSTON, Max	Oklahoma	TE	1962
BOYNTON, George	East Texas State	DB	1962

BRADSHAW, Morris	Ohio State	WR	1974-80
BRANCH, Cliff	Colorado	WR	1972-80
BRAVO, Alex	California Poly	DB	1960-61
BREECH, Jim	California	K	1978-79
BREWINGSTON, Jim	No. Carolina Col	T	1961
BROWN, Bob	Nebraska	T	1971-73
BROWN, Charles	Houston	T	1962
BROWN, Doug	Fresno State	DT	1964
BROWN, Willie	Grambling	DB	1967-78
BROWNING, Dave	Washington	DE-DT	1978-80
BRUNSON, Larry	Colorado	WR	1978-79
BUDNESS, Bill	Boston Univ.	LB	1964-70
BUEHLER, George	Stanford	G	1969-78
BUIE, Drew	Catawba	WR	1969-71
BURCH, Gerald	Georgia Tech	TE	1961
CAMPBELL, Joe	Maryland	DE	1980
CAMPBELL, Stan	Iowa State	G	1962
CANNAVINO, Joe	Ohio State	DB	1960-61
CANNON, Billy	LSU	TE	1964-69
CARROLL, Joe	Pittsburgh	LB	1972-73
CARTER, Louis	Maryland	RB	1975
CASPER, Dave	Notre Dame	TE	1974-80
CAVALLI, Carmen	Richmond	DE	1960
CELOTTO, Mario	Southern Calif.	LB	1980
CHANDLER, Bob	Southern Calif.	WR	1980
CHESTER, Raymond	Morgan State	TE	1970-72, 78-80
CHRISTENSEN, Todd	BYU	RB-TE	1979-80
CHURCHWELL, Hansen	Mississippi	DT	1960
CLINE, Tony	Miami (Fla.)	DE	1970-75
COLZIE, Neal	Ohio State	DB	1975-78
CONNERS, Dan	Miami (Fla.)	LB	1964-74
COOLBAUGH, Bob	Richmond	WR	1961
COSTA, Dave	Utah	DT	1963-65
CRAIG, Dobie	Howard Payne	WR	1962-63
CROW, Wayne	California	RB-DB	1960-61
DALBY, Dave	UCLA	C-G	1972-80
DANIELS, Clemon	Prairie View	RB	1961-67
DANIELS, David	Florida A&M	DT	1966
DAVIDSON, Ben	Washington	DE	1964-71
DAVIDSON, Cotton	Baylor	QB	1962-1969
DAVIS, Bruce	UCLA	T	1979-80
DAVIS, Clarence	Southern Calif.	RB	1971-78
DAVIS, Mike	Colorado	DB	1978-80
DENNERY, Mike	So. Mississippi	LB	1974-75
DePOYSTER, Jerry	Wyoming	K	1971-72
DESKINS, Don	Michigan	G	1960
DICKEY, Eldridge	Tennessee State	WR	1968-71
DICKINSON, Bo	So. Mississippi	RB	1964
DIEHL, John	Virginia	DT	1965
DITTRICH, John	Wisconsin	G	1960
DIXON, Hewritt	Florida A&M	RB	1966-70
DORSEY, Dick	Southern Calif.	WR	1962
DOTSON, Al	Grambling	DT	1968-70
DOUGHERTY, Bob	Kentucky	LB	1960-63
EASON, John	Florida A&M	TE	1968
EDWARDS, Lloyd	San Diego State	TE	1969
EISCHEID, Mike	Upper Iowa	K	1966-71
ELLISON, Glenn	Arkansas	RB	1971
ENIS, Hunter	TCU	QB	1962
ENYART, Bill	Oregon State	LB	1971
FAIRBAND, Bill	Colorado	LB	1967-68
FICCA, Dan	Southern Calif.	G	1962
FIELDS, George	Bakersfield J.C.	DT	1960-61
FINNERAN, Garry	Southern Calif.	DT	1961
FLEMING, George	Washington	RB	1961
FLORES, Tom	Pacific	QB	1960-61, 63-66
FULLER, Charles	S.F. State	RB	1961-62
GALLEGOS, Chon	San Jose State	QB	1962
GARNER, Bob	Fresno State	DB	1961-62
GARRETT, Carl	N.M. Highlands	RB	1976-77
GIBSON, Claude	No. Carolina St.	DB	1963-65
GILLET, Fred	L.A. State	TE	1964
GINN, Hubie	Florida A&M	RB	1976-78
GIPSON, Tom	North Texas State	DT	1971
GOLDSTEIN, Alan	North Carolina	WR	1960
GRAYSON, David	Oregon	DB	1965-70
GREEN, Charley	Wittenberg	QB	1966
GROSSART, Kyle	Oregon State	QB	1980
GUY, Louie	Mississippi	DB	1964
GUY, Ray	So. Mississippi	K	1973-80
HAGBERG, Roger	Minnesota	RB	1965-69
HALL, Willie	Southern Calif.	LB	1975-78
HARDMAN, Cedrick	No. Texas State	DE	1980
HARDY, Charles	San Jose State	WR	1960-62
HARRIS, John	Santa Monica	DB	1960-61
HARRISON, Dwight	Texas A&I	DB	1980
HART, Harold	Texas Southern	RB	1974-75, 78
HARVEY, James	Mississippi	G	1966-71
HAWKINS, Clarence	Florida A&M	RB	1979
HAWKINS, Wayne	Pacific	G	1960-70
HAYES, Lester	Texas A&M	DB	1977-80
HEINRICH, Don	Washington	QB	1962
HENDRICKS, Ted	Miami	LB	1975-80
HERMANN, Dick	Florida State	LB	1965
HEROCK, Ken	West Virginia	TE	1963-65, 67
HIGHSMITH, Don	Michigan State	RB	1970-72

HIPP, I.M.	Nebraska	RB	1980
HOISINGTON, Al	Pasadena Col.	WR	1960
HOPKINS, Jerry	Texas A&M	LB	1968
HUBBARD, Marv	Colgate	RB	1969-75
HUDSON, Bob	NE Oklahoma	RB	1973-74
HUDDLESTON, John	Utah	LB	1978-79
HUMM, David	Nebraska	QB	1975-79
IRONS, Gerald	Maryland (ES)	LB	1970-75
JACKSON, Bobby	New Mexico State	RB	1964
JACKSON, Monte	San Diego State	DB	1978-80
JACKSON, Richard	Southern	LB	1966
JACKSON, Steve	LSU	DB	1977
JACOBS, Proverb	California	T	1963-64
JAGIELSKI, Harry	Indiana	DT	1961
JAKOWENKO, George	Syracuse	K	1974
JELACIC, Jon	Minnesota	DE	1961-64
JENNINGS, Rick	Maryland	WR	1976-77
JENSEN, Derrick	Texas Arlington	RB	1979-80
JOHNSON, Monte	Nebraska	LB	1973-80
JONES, Horace	Louisville	DE	1971-75
JONES, Jim	Washington	LB	1961
JONES, Willie	Florida State	DE	1979-80
JOYNER, L.C.	Diablo Valley	DB	1960
KEATING, Tom	Michigan	DT	1966-72
KENT, Greg	Utah	T	1966
KEYES, Bob	San Diego Univ.	RB	1960
KING, Kenny	Oklahoma	RB	1980
KINLAW, Reggie	Oklahoma	DT	1979-80
KLEIN, Dick	Iowa	T	1963-64
KOCOUREK, Dave	Wisconsin	TE	1967-68
KOEGEL, Warren	Penn State	C	1971
KORVER, Kelvin	Northwestern (IA)	DT	1973-77
KOWALCZYK, Walt	Michigan State	RB	1961
KOY, Ted	Texas	TE	1970
KRAKOSKI, Joe	Illinois	DB	1963-66
KRUSE, Bob	Wayne State	G	1967-68
KUNZ, Terry	Colorado	RB	1976-77
KWALICK, Ted	Penn State	TE	1975-77
LAMONICA, Daryle	Notre Dame	QB	1967-74
LARSCHIED, Jack	Pacific	RB	1960-61
LARSON, Paul	California	QB	1960
LASKEY, Bill	Michigan	LB	1966-70
LASSITER, Isaac	St. Augustine	DE	1965-69
LAWRENCE, Henry	Florida A&M	T	1974-80
LAWRENCE, Larry	Iowa	QB	1974-75
LEWIS, Harold	Houston	RB	1962
LILES, Alva	Boise State	DT	1980
LOCKLIN, Billy Ray	New Mexico State	G	1960
LOTT, Billy	Mississippi	RB	1960
LOUDERBACK, Tom	San Jose State	LB	1960-61
MACON, Ed	Pacific	DB	1960
MacKINNON, Jacque	Colgate	TE	1970
MANN, Errol	North Dakota	K	1976-78
MANOUKIAN, Don	Stanford	G	1960
MARINOVICH, Marv	Southern Calif.	G	1965
MARTIN, Rod	Southern Calif.	LB	1977-80
MARTINI, Rich	Cal, Davis	WR	1979-80
MARVIN, Mickey	Tennessee	G	1977-80
MASON, Lindsey	Kansas	T	1978-80
MATSOS, Arch	Michigan State	LB	1963-65
MATTHEWS, Ira	Wisconsin	RB-WR	1979-80
MATUSZAK, John	Tampa	DE	1976-80
MAXWELL, Tom	Texas A&M	DB	1971-73
MAYBERRY, Doug	Utah State	RB	1963
McCLANAHAN, Randy	S.W. Louisiana	LB	1977-1980
McCLOUGHAN, Kent	Nebraska	DB	1965-70
McCOY, Mike	Notre Dame	DT	1977-78
McFARLAN, Nyle	Brigham Young	DB	1960
McKINNEY, Odis	Colorado	DB	1980
McMATH, Herb	Morningside	DT	1976
McMILLIN, Jim	Colorado State	DB	1963-64
McMURTRY, Chuck	Whittier	DT	1962-63
MEDLIN, Dan	North Carolina State	G	1974-76
MENDENHALL, Terry	San Diego State	LB	1971-72
MERCER, Mike	Northern Arizona	K	1963-65
MILLEN, Matt	Penn State	LB	1980
MILLER, Alan	Boston College	RB	1961, 63-65
MILLER, Bill	Miami	WR	1964, 66-68
MINGO, Gene	None	K	1964-65
MIRICH, Rex	Northern Arizona	DT	1964-66
MISCHAK, Bob	West Point	TE-G	1963-65
MITCHELL, Tom	Bucknell	TE	1966
MIX, Ron	Southern Calif.	T	1971
MONTALBO, Mel	Utah State	DB	1962
MOODY, Keith	Syracuse	DB	1980
MOORE, Bob	Stanford	TE	1971-75
MOORE, Manfred	Southern Calif.	RB	1976
MORRIS, Riley	Florida A&M	DE	1960-62
MORRISON, Dave	S.W. Texas State	DB	1968
MORROW, Tom	So. Mississippi	DB	1962-64
MOSTARDI, Rich	Kent State	DB	1962
MURDOCK, Jesse	Calif. Western	RB	1963
NELSON, Bob	Nebraska	LB	1980
NICKLAS, Pete	Baylor	T	1962
NORRIS, Jim	Houston	DT	1962-63

NOVSEK, Joe	Tulsa	DE	1962
OATS, Carleton	Florida A&M	DT	1965-72
OGAS, Dave	San Diego State	LB	1968
OGLESBY, Paul	UCLA	T	1960
OLIVER, Ralph	Southern Calif.	LB	1968-69
OSBORNE, Clancy	Arizona State	LB	1963-64
O'STEEN, Dwayne	San Jose State	DB	1980
OTTO, Gus	Missouri	LB	1965-72
OTTO, Jim	Miami (Fla.)	C	1960-74
OWENS, Burgess	Miami (Fla.)	DB	1980
PAPAC, Nick	Fresno State	QB	1961
PARILLI, Babe	Kentucky	QB	1960
PASTORINI, Dan	Santa Clara	QB	1980
PEAR, Dave	Washington	DT	1979-80
PETERS, Volney	Southern Calif.	DT	1961
PHILLIPS, Charles	Southern Calif.	DB	1975-80
PHILLIPS, Jess	Michigan State	RB	1975
PHILYAW, Charles	Texas Southern	DE	1976-79
PITTS, Frank	Southern	WR	1974
PLUNKETT, Jim	Stanford	QB	1978-80
POWELL, Art	San Jose State	WR	1963-66
POWELL, Charlie	None	DE	1960-61
POWERS, Warren	Nebraska	DB	1963-68
PREBOLA, Gene	Boston Univ.	TE	1960
PROUT, Bob	Knox	DB	1974
PYLE, Palmer	Michigan State	G	1966
QUEEN, Jeff	Morgan State	RB-TE	1973
RAE, Mike	Southern Calif.	QB	1976-78
RAMSEY, Derrick	Kentucky	TE	1978-80
REINFELDT, Mike	Wisconsin (Mil.)	DB	1976
REYNOLDS, Billy	Pittsburgh	QB	1960
REYNOLDS, M.C.	LSU	QB	1961
RICE, Floyd	Alcorn A&M	LB	1976-77
RICE, Harold	Tennessee State	DE	1971
RICE, Ken	Auburn	T	1964-65
RICH, Randy	New Mexico	DB	1978
RIDLEHUBER, Preston	Georgia	RB	1968
RIEVES, Charles	Houston	LB	1962-63
RIVERA, Hank	Oregon State	DB	1962
ROBERSON, Bo	Cornell	WR	1962-65
ROBERTS, Cliff	Illinois	DT	1961
ROBISKIE, Terry	LSU	RB	1977-79
RODERICK, John	SMU	WR	1968
ROEDEL, Herb	Marquette	G	1961
ROWE, Dave	Penn State	DT	1975-78
RUBKE, Karl	Southern Calif.	DE	1968
RUSSELL, Booker	S.W. Texas	RB	1978-79
SABAL, Ron	Purdue	T	1960-61
SCHMAUTZ, Ray	San Diego State	LB	1966
SCHUH, Harry	Memphis State	T	1965-70
SEILER, Paul	Notre Dame	T	1971-73
SHAW, Glenn	Kentucky	RB	1963-64
SHELL, Arthur	Maryland (ES)	T	1968-80
SHERMAN, Rod	Southern Calif.	WR	1967, 69-71
SHIRKEY, George	S.F. Austin	DT	1962
SIANI, Mike	Villanova	WR	1972-77
SIMPSON, Jack	Mississippi	LB	1962-64
SIMPSON, Willie	S.F. State	RB	1962
SISTRUNK, Otis	None	DE-DT	1972-79
SLIGH, Richard	N. Carolina Coll.	T	1967
SLOUGH, Greg	Southern Calif.	LB	1971-72
SMITH, Bubba	Michigan State	DE	1973-74
SMITH, Charles	Utah	RB	1968-74
SMITH, Hal	UCLA	DT	1961
SMITH, James	Compton	RB	1960
SMITH, Ron	Wisconsin	DB	1974
SMITH, Willie	Michigan	RB	1961
SOMMER, Mike	Geo. Washington	RB	1963
SPENCER, Ollie	Kansas	G	1963
SPIVEY, Mike	Colorado	DB	1980
STABLER, Ken	Alabama	QB	1970-79
STEINFORT, Fred	Boston College	K	1976
STEWART, Joe	Missouri	WR	1978-79
STONE, Jack	Oregon	T	1961-62
STREIGEL, Bill	Pacific	LB	1960
SVIHUS, Bob	Southern Calif.	T	1965-70
SWEENEY, Steve	California	WR	1973
SYLVESTER, Steve	Notre Dame	C-G-T	1975-80
TATUM, Jack	Ohio State	DB	1971-79
TERESA, Tony	San Jose State	RB	1960
THOMAS, Skip	Southern Calif.	DB	1972-78
THOMS, Art	Syracuse	DT	1969-76
TODD, Larry	Arizona State	RB	1965-70
TOOMAY, Pat	Vanderbilt	DE	1977-79
TRASK, Orville	Rice	DT	1962
TRUAX, Dalton	Tulane	DT	1960
TYSON, Richard	Tulsa	G	1966
UPSHAW, Gene	Texas A&I	G	1967-80
URENDA, Herman	Pacific	WR	1963
VALDEZ, Vernon	San Diego Univ.	DB	1962
van EEGHEN, Mark	Colgate	RB	1974-80
VELLA, John	Southern Calif.	G-T	1972-79
VILLAPIANO, Phil	Bowling Green	LB	1971-79
VOIGHT, Bob	L.A. State	DE	1961
WARREN, Jimmy	Illinois	DB	1970-74, 1977

WARZEKA, Ron	Montana State	DE	1960
WATTS, Robert	Boston College	LB	1978
WEATHERS, Carl	San Diego State	LB	1970-71
WEAVER, Gary	Fresno State	LB	1973
WELLS, Warren	Texas Southern	WR	1967-70
WESTBROOKS, Greg	Colorado	LB	1978-80
WHITE, Eugene	Florida A&M	RB	1962
WHITTINGTON, Arthur	SMU	RB	1978-80
WILLIAMS, Henry	San Diego State	DB	1979
WILLIAMS, Howie	Howard	DB	1964-69
WILLIAMS, Willie	Grambling	DB	1966
WILLIAMSON, Fred	Northwestern	DB	1961-64
WILLIAMSON, J.R.	Louisiana Tech	LB	1964-67
WILSON, Marc	Brigham Young	QB	1980
WILSON, Nemiah	Grambling	DB	1968-74
WINANS, Jeff	Southern Calif.	G-DT	1976
WOOD, Dick	Auburn	QB	1965
WYATT, Alvin	Bethune-Cookman	DB	1970
YOUSO, Frank	Minnesota	T	1963-65
ZECHER, Rich	Utah State	T	1965

RAIDERS IN PRO HALL OF FAME



OTTO, Jim C 6-2 255

Miami (Fla.)

15 years

Joined Raiders: AFL Draft, 1959

PRO: Inducted into the Pro Football Hall of Fame on August 2, 1980 ... The only All-league center the AFL ever had (1960-69) ... Chosen to Hall of Fame's AFL All-Star Team of the Decade ... Named the All-AFC center for three more seasons, 1970-72 ... Started in 210 consecutive league games, an all-time Raider record ... Including pre-season, post-season and all-star games, he played in a record 308 games as a Raider ... Last of the original Raiders ... Participated in all nine AFL All-Star games and in the first three AFC-NFC Pro Bowls ... During his 15-year career, the Raiders won seven division championships and the AFL championship in 1967 ... Twice winner of Gorman Award (1968, 1971) as "Player Who Best Exemplifies The Pride and Spirit Of The Oakland Raiders" ... Only the third AFL player inducted into Hall of Fame ... Elected to the Hall in his first year of eligibility.



COLLEGE: Won all-state honors as center and linebacker ... Set Miami record for tackles by linebacker in career ... Played in North-South game ... Has bachelor of science degree in education ... Chosen into Iron Arrow, the University of Miami's highest honorary fraternity.

PERSONAL: Born January 5, 1938 in Wausau, Wisc. ... Involved in land development, ranching, liquor stores, and the restaurant business ... Attended Wausau High School where he participated in football, hockey and track ... Married, one daughter, one son, and one granddaughter ... Lives in Yuba City, Calif.

BLANDA, George QB-K 6-2 215

Kentucky

27 Years

Joined Raiders: Trade, Houston, 1967

PRO: Inducted into the Pro Football Hall of Fame on August 1, 1981 ... The only player to celebrate a Silver Anniversary in pro football, ending his NFL career in 1976 with an all-time high 26 seasons ... Totaled NFL record high 2,002 points ... Completed 1,911 passes in career for 26,920 yards and threw for 226 touchdowns ... Played in 224 straight games, 340 overall ...

Raiders all-time scoring leader with 863 points ... Led NFL eight times in extra points scored in a season, including 65 in 1961 ... Missed only 16 of 959 extra point attempts in



26 years ... Kicked a record 324 field goals, including nine of 50 yards or more ... Kicked a Raider record 52-yard field goal against Cleveland in 1970 ... Named 1970 Player of the Year for quarterbacking and kicking feats ... Winner of 1970 Gorman Award as "Player Who Best Exemplifies the Pride and Spirit Of The Oakland Raiders" ... Holds Raider single-season scoring record with 117 points in 1968 ... Ranks sixth on all-time Raiders passing list ... Played in 11 championship games, seven with Raiders ... Set title game career records for most points (64), most points-after-touchdowns (18), most field goals (15), longest field goal (48), most passing yards (1017), most passes completed (88), longest completion (88 yards) and most touchdown passes (7) ... Played on three AFL Championship teams, one with Oakland and two with Houston ... Only the fourth AFL player inducted into the Hall of Fame ... Chosen for the Hall in his first year of eligibility.

COLLEGE: Great quarterback and four-year letterman for fine Kentucky teams in late 40's ... Played three years for Paul "Bear" Bryant ... Team Captain and MVP his senior year ... Received a degree in education.

PERSONAL: Born September 17, 1927 in Youngwood, Pa. ... Self-employed doing promotional work ... Enjoys golf, racquetball, handball and jogging ... Resides in La Grange Park, Ill. and La Quinta, Calif. ... Married, one son and daughter.

Year	PASSING						
	Att	Comp.	Pct.	Yds.	TD	Int.	LP
1949	21	9	42.9	197	0	5	44
1950	1	0	00.0	0	0	0	0
1951	None						
1952	131	47	35.9	664	8	11	59
1953	362	169	46.7	2,164	14	23	72
1954	281	131	46.6	1,929	15	17	76
1955	97	42	43.3	459	4	7	51
1956	69	37	53.6	439	7	4	69
1957	19	8	42.1	65	0	3	13
1958	7	2	28.6	19	0	0	12
1959	— — — Did not play — — —						
1960	363	169	46.6	2,413	24	22	75
1961	362	187	51.7	3,330	36	22	80
1962	418	197	47.1	2,810	27	42	78
1963	423	224	53.0	3,003	24	25	80
1964	505	262	51.9	3,287	17	27	80
1965	442	186	42.1	2,542	20	30	95
1966	271	122	45.0	1,764	17	21	79
1967	38	15	39.5	285	3	3	50
1968	49	30	61.2	522	6	2	94
1969	13	6	46.2	73	2	1	20
1970	55	29	52.7	461	6	5	44
1971	58	32	55.2	378	4	6	37
1972	15	5	33.3	77	1	0	26
1973	0	0					
1974	4	1	25.0	28	1	0	28
1975	3	1	33.3	11	0	1	11
Totals	4,007	1911	47.7	26920	236	277	

SCORING									
Year	TD	PAT	FG	Total	Year	TD	PAT	FG	Total
1949	1	0	7-15	27	1963	0	39-39	9-22	66
1950	0	9	6-15	18	1964	0	37-38	13-29	76
1951	0	26-26	6-17	44	1965	0	28-28	11-21	61
1952	1	30-30	6-25	54	1966	0	39-40	16-30	87
1953	0	27-27	7-20	48	1967	0	56-57	20-30	116
1954	0	23-23	8-16	47	1968	0	54-54	21-34	117
1955	2	37-37	11-16	82	1969	0	45-45	20-37	105
1956	0	45-47	12-28	81	1970	0	36-36	16-29	84
1957	1	23-23	14-26	71	1971	0	41-42	15-22	86
1958	0	36-37	11-23	69	1972	0	44-44	17-26	95
1959	— Did not play —				1973	0	31-31	23-33	100
1960	4	46-47	15-34	115	1974	0	44-46	11-17	77
1961	0	64-65	16-26	112	1975	0	44-48	13-21	83
1962	0	48-49	11-26	81					
Totals	9	943-959	335-648	2002					

APS: Gained seven yards on pass reception lateral in 1953; caught one pass for 16-yard loss in 1961 and lost seven yards on pass reception lateral in 1964; punted 19 times for 39.3 average in 1949 and once for 33-yard average in 1956.

(With Chicago Bears 1949-58; Houston Oilers 1960-66)

PRO FOOTBALL HALL OF FAME

1980—Center Jim Otto/1960-74

1981—Quarterback-Place Kicker George Blanda/1967-75

ALL-LEAGUE PERFORMERS

1960 — Center Jim Otto

1961 — Center Jim Otto

1962 — Center Jim Otto, defensive back Fred Williamson.

1963 — Center Jim Otto, wide receiver Art Powell, running back Clem Daniels, defensive back Fred Williamson.

1964 — Center Jim Otto, wide receiver Art Powell.

1965 — Center Jim Otto, wide receiver Art Powell, defensive back Dave Grayson.

1966 — Center Jim Otto, guard Wayne Hawkins, defensive back Kent McCloughan.

1967 — Center Jim Otto, guard Gene Upshaw, tackle Harry Schuh, tight end Billy Cannon, quarterback Daryle Lamonica, running back Hewritt Dixon, defensive end Ben Davidson, defensive tackle Tom Keating, linebacker Dan Conners, defensive back Kent McCloughan.

1968 — Center Jim Otto, guard Gene Upshaw, running back Hewritt Dixon, defensive tackle Dan Birdwell, linebacker Dan Conners, defensive backs Willie Brown, Dave Grayson.

1969 — Center Jim Otto, guard Gene Upshaw, tackle Harry Schuh, wide receivers Fred Biletnikoff, Warren Wells, quarterback Daryle Lamonica, defensive backs Willie Brown, Dave Grayson, linebacker Dan Conners, defensive tackle Tom Keating.

1970 — ALL PRO: Center Jim Otto, guard Gene Upshaw, cornerback Willie Brown, wide receiver Fred Biletnikoff. ALL CONFERENCE: Otto, Upshaw, Brown, Biletnikoff, quarterback Daryle Lamonica, running back Hewritt Dixon, wide receiver Warren Wells, defensive tackle Tom Keating, tackle Harry Schuh.

1971 — ALL PRO: Center Jim Otto, corner back Willie Brown, tackle Bob Brown. ALL CONFERENCE: Otto, W. Brown, B. Brown, tight end Raymond Chester, guard Gene Upshaw, kick return specialist Clarence Davis.

1972 — ALL PRO: Wide receiver Fred Biletnikoff, tackle Bob Brown, guard Gene Upshaw, cornerback Willie Brown. ALL CONFERENCE: Biletnikoff, B. Brown, Upshaw, center Jim Otto, tight end Raymond Chester, W. Brown.

1973 — ALL PRO: Tackle Art Shell, cornerback Willie Brown, punter Ray Guy. ALL CONFERENCE: Wide receiver Fred Biletnikoff, Shell, quarterback Ken Stabler, W. Brown.

1974 — ALL PRO: Wide receiver Cliff Branch, tackle Art Shell, guard Gene Upshaw, quarterback Ken Stabler, punter Ray Guy. ALL CONFERENCE: Branch, Shell, Upshaw, Stabler, Guy, defensive tackle Otis Sistrunk, linebacker Phil Villapiano, safety Jack Tatum.

1975 — ALL PRO: Wide receiver Cliff Branch, punter Ray Guy. ALL CONFERENCE: Branch, Guy, tackle Art Shell, linebacker Phil Villapiano, safety Jack Tatum.

1976 — ALL PRO: Wide receiver Cliff Branch, tight end Dave Casper, punter Ray Guy. ALL CONFERENCE: Branch, Casper, Guy, tackle Art Shell, linebacker Ted Hendricks.

1977 — ALL PRO: Wide receiver Cliff Branch, tight end Dave Casper, tackle Art Shell, guard Gene Upshaw. ALL CONFERENCE: Casper, Shell, Upshaw, kicker Errol Mann, safety Jack Tatum.

1978 — ALL PRO: Tight end Dave Casper, punter Ray Guy. ALL CONFERENCE: Casper, Guy, tackle Art Shell.

1979 — ALL PRO: Tight ends Dave Casper, Ray Chester. ALL CONFERENCE: Casper, Chester.

1980 — ALL PRO: Cornerback Lester Hayes, Linebacker Ted Hendricks. ALL CONFERENCE: Punter Ray Guy, Hayes, Hendricks.

HISTORICAL HIGHLIGHTS

1959

August 14 — First organizational meeting held under leadership of league founder Lamar Hunt. **August 22** — American Football League chosen as official name. **November 22** — First draft meeting held, with first round choices composed of: Boston — Gerhard Schwedes; Buffalo — Richie Lucas; Dallas — Don Meredith; Denver — Roger LeClerc; Houston — Billy Cannon; Los Angeles — Monty Stickles; Minneapolis — Dale Hackbart; New York — George Izo. **November 30** — Joe Foss named league commissioner.

1960

January 26 — Lamar Hunt of the Dallas Texans named first AFL president. **January 27** — First fourteen game home-and-home schedule adopted. **January 30** — Oakland awarded former Minneapolis franchise. **February 9** — Eddie Erdelatz appointed as first head coach of Raiders. **June 9** — AFL signs five-year contract with ABC for network televising of games. **July 30** — First pre-season game held: Boston defeats Buffalo, 28-7, before 16,000 at Buffalo. **September 9** — First league game held: Denver defeats Boston, 13-10, before 21,597 at Boston. **September 11** — Raiders open at home, losing to Houston, 37-22.

1961

January 1 — First championship game held: Houston defeats Los Angeles, 24-16, before 32,183. **January 17** — E.W. McGah named president of Raiders.

1962

January 7 — First AFL All-Star game held: West defeats East, 47-27, before 20,973 at San Diego.

1963

January 15 — Al Davis named head coach and general manager of Raiders. **February 8** — Dallas Texans announce move of franchise to Kansas City, becoming the Chiefs. **March 28** — New York Titans sold to group headed by David (Sonny) Werblin. Club becomes the Jets. **December 22** — Raiders down Houston 52-49 to finish one game out of playoffs with 10-4-0 record, first winning season in club history.

1964

January 17 — AFL owners vote to recognize AFL Players' Association, formed just three days earlier. **January 29** — AFL and NBC sign a five-year, \$36-million television contract to begin with 1965 season.

1965

February 1 — Construction started on 54,000-seat Oakland Coliseum; completion date set for Aug. 25, 1966. **July** — AFL announces intention to place a franchise in Miami, Fla., for 1966 season.

1966

April 8 — Al Davis, general manager and head coach of Oakland Raiders, is named second Commissioner of American Football League, succeeding Joe Foss. **June 8** — American Football League and National Football League agree to an alliance that includes common draft and Championship Game. **July 25** — Al Davis resigns as League Commissioner. Milt Woodard appointed President of the American Football League. **September 18** — Oakland Raiders open 54,000-seat Oakland-Alameda County Coliseum against Kansas City Chiefs.

1967

January 15 — First World Championship Game played at Los Angeles. National Football League champion Green Bay Packers pull away from American Football League champion Kansas City in second half to win, 35-10. **January 21** — AFL All-Star Game held in Oakland. East posts first series win, 30-23. **March 14-15** — First AFL-NFL common draft held. **August - September** — First pre-season games between AFL and NFL held, including Sept. 3 meeting between Oakland Raiders and San Francisco 49ers. **December 31** — Raiders rout Houston, 40-7, to win AFL Championship.

1968

January 15 — Super Bowl — Green Bay pulled away from AFL champions, the Oakland Raiders, to win 33-14. **December 22** — Raiders wallop visiting Kansas City 41-6 to capture Western Division Playoff. **December 29** — Raiders fall to New York Jets 27-23 in AFL championship game at Shea Stadium before 62,627.

1969

January 12 — Jets defeat heavily-favored Baltimore Colts in Super Bowl, 16-7, in Orange Bowl. **February 4** — John Madden appointed Raiders head coach to replace John Rauch, who left to go with Buffalo Bills. **May 10** — Pro football realignment finds Cleveland Browns, Baltimore Colts and Pittsburgh Steelers moving to American League (Conference) in 1970. Colts join Boston, Buffalo, Miami and New York in one division, Browns and Steelers join Houston and Cincinnati in another and Kansas City, Denver, San Diego and Oakland remain together in third division.

June 1 — Veteran AFL player personnel director and administrator Al LoCasale named Executive Assistant for the Raiders. **June 26** — ABC acquires rights to televise NFL regular season Monday night games. **October 19** — Raiders' quarterback Daryle Lamonica sets a pro record with six touchdown passes in first half to direct a 50-21 victory over Buffalo. **October 26** — Raiders defeat San Diego 24-12 and equal the AFL record for unbeaten games at 15. **December 13** — Raiders defeat Kansas City 10-6 in regular season finale and capture record-tying third straight AFL Western Division title. **December 21** — Raiders win Playoff and set club scoring mark in 56-7 triumph over Houston.

1970

January 4 — Raiders bow to Kansas City 17-7 in AFL Championship game before record Oakland Coliseum crowd of 54,544. **January 11** — Super Bowl: Kansas City upsets favored Minnesota Vikings 23-7 in New Orleans. **March 16-21** — Pro football owners meet in Honolulu. Uniform rules adopted, including discarding of AFL's two-point conversion option in favor of the one-point kick; acceptance of the NFL game ball; and use of players' names on the back of team jerseys. **December 12** — Raiders become first American Football Conference club ever to capture four consecutive Western Division crowns with a 20-6 triumph over the Kansas City Chiefs. **December 27** — Raiders win third straight Playoff by defeating AFC Eastern Conference runner-up Miami Dolphins 21-14 at the Oakland Coliseum.

1971

January 3 — Baltimore Colts defeat Raiders 27-17 in AFC title game at Baltimore's Memorial Stadium. **January 17** — A 32-yard field goal by Jim O'Brien gives Baltimore a 16-13 Super Bowl victory over National Conference champion Dallas Cowboys in Miami. **September 26** — Raiders commence nine-week unbeaten string by blanking Chargers 34-0 in San Diego. **December 12** — Jan Stenerud's field goal with 1:34 left provides Chiefs 16-14 victory over visiting Raiders to end Oakland string of four division championships.

1972

January 16 — Dallas captures Super Bowl 24-3 over Miami in New Orleans. **March 20-24** — Owners move the in-bounds markers in to 23 yards, 21 inches from each sideline. Former location was 20 yards in from sideline. **December 3** — Raiders return to glory by capturing fifth AFC Western Division championship in six seasons with a 21-19 victory against the Chargers in San Diego. **December 17** — Raiders boast winningest record of 1963-72 10-year period (94-36-10) with 10-3-1 finish. **December 23** — Controversial pass deflection on fourth down in final 22 seconds provides Pittsburgh Steelers with a 13-7 playoff decision over Raiders, who had taken 7-6 lead with 1:13 left to play.

1973

January 14 — Miami completes first modern perfect season (17-0) by defeating Washington 14-7 in Super Bowl VII in Los Angeles Coliseum. **September 23** — Largest Bay Area crowd to attend a pro game (74,121) fills California Memorial Stadium as Silver and Black stun Super Bowl Champion Miami 12-7 on four George Blanda field goals. Dolphin win streak stopped at 18. **December 16** — Raiders down Denver Broncos 21-17 to capture third consecutive AFC Western Division championship and sixth in seven seasons. **December 22** — Oakland returns to AFC Championship Game with 33-14 playoff triumph against Pittsburgh. **December 30** — Miami wins third consecutive AFC title, topping Raiders 27-10.

1974

January 13 — Miami successfully defends Super Bowl title with 24-7 win against Minnesota Vikings in Rice University Stadium. **April 25** — Rules changes, culminating three years of study, are announced at NFL Owners' meeting in New York. Pre-season and regular season games tied after regulation time will be allotted a single 15 minute or sudden death overtime. Goal posts were moved to the end line; kickoffs are from the 35-yard line; missed field goals are returned to line of scrimmage or 20-yard line, whichever is farther from goal line; and members of a team kicking from scrimmage (punt or field goal) cannot cross line of scrimmage until ball is kicked. Wide receivers are afforded better opportunity to go downfield by elimination of roll blocking and cutting of receivers and by restricting extent of downfield contact defenders will be permitted to have with eligible receivers. Offensive holding penalty, illegal use of hands and tripping infractions occurring in area of line of scrimmage and three yards beyond are reduced from 15 to 10 yards. Wide receivers blocking back toward the ball three yards from line of scrimmage cannot block below the waist. Tampa was awarded NFL franchise. **June 4** — Seattle awarded NFL franchise. **September 22** — Raiders begin nine-game winning streak with 27-7 victory over rival Kansas City Chiefs. **November 18** — Oakland captures seventh AFC Western Division championship in after only 10 regular season games as Kansas City topples Denver in Monday night clash, following Raiders 17-10 Sunday victory over San Diego. **December 14** — Raiders complete 1974 campaign with 27-23 victory over Dallas and best won-loss record in NFL (12-2). **December 21** — Miami's fourth consecutive Super Bowl appearance bid is ended as Raiders defeat the World Champions 28-26 at the Oakland Coliseum in AFC Playoffs. **December 29** — Pittsburgh defeats Oakland 24-13 and advances to Super Bowl.

1975

January 12 — Pittsburgh defeats Minnesota 16-6 in Super Bowl IX at Tulane Stadium in New Orleans. **February 7** — Long Island Athletic Club selects Al Davis NFL Executive of the Year. **March 17** — Pro football owners meet in Honolulu. Rule changes include: Penalties for having an illegal player downfield and offensive pass

interference were reduced from 15 to 10 yards. **September 3** — Jim Otto, last original Raider, retires after 15 years as the Raiders' starting center. **September 22** — Raiders snap Miami's 31-game Orange Bowl winning streak with a 31-21 Monday night victory. **November 3** — Raiders become pro football's all-time winningest team since 1960 with a victory over New Orleans to up its all time record to 129-77-11, a winning percentage of .626. **November 23** — Raiders go into overtime for the first time in history, defeating the Washington Redskins 26-23 at 7:13 of the extra period. **November 30** — Raiders clinch eighth AFC Western Division Championship in past nine seasons with a 37-34 overtime victory over the Atlanta Falcons. **December 21** — George Blanda's second of four extra-point kicks against Kansas City made the 26-year veteran the first player in pro football history to score 2000 points. **December 28** — Raiders advance to AFC Championship game with 31-28 win over Cincinnati at home.

1976

January 4 — Raiders bow 16-10 at Pittsburgh in AFC Championship game. **January 18** — Pittsburgh successfully defends its Super Bowl title with a 21-17 victory over Dallas at the Orange Bowl in Miami. **March 15** — Pro football owners meet in Coronado, California. Rule changes adopted, include: Official coin toss moved to three minutes before kickoff; Two 30-second time clocks will be placed in each end zone so fans can see how long it takes offense to put ball in play; **March 30** — Tampa Bay Buccaneers and Seattle Seahawks complete their selection of veteran players in NFL Expansion draft. Raiders losing Bob Moore, Harold Hart and Louis Carter. **November 21** — Raiders clinch ninth Western Division Championship in 10 years with 26-7 win over the Eagles in Philadelphia. **December 12** — With 24-0 victory over San Diego, Raiders conclude league season with 13-1 record, the best in pro football. **December 18** — Raiders defeat New England, 24-21, in AFC Playoff to advance to Conference Championship. **December 26** — Raiders win AFC Championship with impressive 24-7 win over Pittsburgh at home.

1977

January 9 — Raiders defeat the Minnesota Vikings 32-14 in Super Bowl XI at the Rose Bowl in Pasadena before a record crowd of 103,424, plus a world-wide television audience of over 130 million. **January 10** — Over 20,000 fans turn out at the Coliseum to greet World Champions on their return to Oakland. **January 29** — Raider Head Coach John Madden named the Washington Touchdown Club's Coach of the Year. **March 5** — Al Davis, Raiders' managing general partner, named NFL Executive of the Year. **March 29** — At NFL meetings in Phoenix, owners vote to go to 4 pre-season, 16 regular season game schedule in 1978; Seattle assigned to the AFC Western Division. **June 8** — Raiders' players and staff receive World Championship rings. **October 9** — Raiders down Cleveland 26-10 to win 17th consecutive game, a record topped only twice in 58 years of NFL play. **December 11** — Raiders clinch 10th playoff appearance in 11 years with 35-13 win over Minnesota in Coliseum. **December 18** — Raiders beat Kansas City 21-20 to become first NFL team to win 150 league games since 1960. **December 24** — Raiders defeat Colts at Baltimore, 37-31, in second overtime period to win AFC Playoff and advance to Conference Championship. At 75 minutes and 43 seconds this game is longest in Raider history and third longest played in NFL to date.

1978

January 1 — Raiders lose 20-17 at Denver in AFC Championship Game. **January 15** — Dallas defeats Denver 27-10 in Super Bowl XII at Superdome in New Orleans. **March 13** — NFL owners meet in Palm Springs. Rule changes adopted include: liberalized pass protection blocking, elimination of defenders bumping eligible pass receivers more than five yards downfield and the addition of a seventh game official. **June 7** — NFL owners vote to increase active rosters in 1978 to 45 players. Teams will still have to cut to 43, then can add two players. **October 1** — Raiders record in overtime game goes to 4 and 0 with 25-19 fifth-quarter win over Bears in Chicago. **November 5** — Raiders' John Madden becomes 13th coach in NFL history to win 100 games as Oakland wins in Kansas City, 20-10. **December 17** — Raiders beat Minnesota Vikings in Coliseum, 27-20, to wrap up 14th consecutive winning season.

1979

January 4 — John Madden retires from football coaching after 12 years with Raiders — two as linebackers coach and 10 as head coach. **January 21** — Pittsburgh defeats Dallas 35-31 in Super Bowl XIII At Orange Bowl in Miami. **February 8** — Tom Flores named as head coach of the Oakland Raiders by Managing General Partner Al Davis. **March 1** — KGO Radio awarded broadcast rights to Raider games for 1979 through 1981. **March 12** — NFL owners meet in Honolulu. Rule changes adopted include: eliminating blocking below the waist on punt and kickoff returns, officials instructed to blow the play dead as soon as the quarterback is in the grasp of any tackler, active roster for 1979 will be 45 players. **May 11** — Pete Banaszak retires after 13 seasons at running back for the Raiders. **July 1** — Cornerback Willie Brown retires after 12 seasons with Raiders and 16 seasons in the league. **July 9** — Raiders close seasons ticket sales at an all-time high of 51,825. **July 28** — Raiders play in Pro Football Hall of Fame Game for first time in Canton, Ohio, defeating Dallas Cowboys 20-13. **September 2** — New Head Coach Tom Flores gets his first league win as Raiders down the Rams 24-17 in Los Angeles Coliseum. **October 14** — Raiders score 50 points fifth time in team history, defeating Atlanta 50-19. **December 3** — Raiders run Monday Night record to 13-1-1 with great comeback win against Saints in New Orleans 42-35. **December 9** — Win over Cleveland, 19-14, earns Raiders 15th consecutive winning season, tying all-time NFL record set 35 years ago by Chicago Bears. **December 16** — Raiders complete 1979 season, having scored in 198 consecutive games.

1980

January 20 — Pittsburgh defeats Los Angeles 31-19 in Super Bowl XIV at Rose Bowl in Pasadena. AFC now leads Super Bowl series 10 wins to 4. **April 29** — Raiders select BYU quarterback Marc Wilson, nation's leading passer, in first round of college draft. **August 2** — Original Oakland Raider Jim Otto, starting center for 210 consecutive league games from 1960 through 1974, is inducted into Pro Football Hall of Fame in Canton, Ohio. **September 7** — Raiders open 21st season with 27-14 win over Chiefs in Kansas City. **December 1** — Raiders become first team in NFL history to earn 16 consecutive winning seasons. The 9-3 win over Denver runs the Raider Monday Night Football record to 16-1-1, best record in the league. **December 21** — With a 33-17 victory over the New York Giants the Raiders concluded the league season with an 11-5 record, tied for first place in AFC West and entered the playoffs for the 11th time since 1967. Raiders now have scored in 214 consecutive league games. **December 28** — Raiders defeat Houston, 27-7, in AFC Wild Card Playoff.

1981

January 4 — Raiders defeat Cleveland, 14-12, in AFC Playoff Game played in sub-zero weather to advance to Conference Championship. **January 11** — Raiders win AFC Championship against Chargers in San Diego, 34-27. **January 25** — Raiders win World Championship of Professional Football for second time in five years by downing Philadelphia Eagles 27-10 in Super Bowl XV at the Superdome in New Orleans before a crowd of 75,500, plus a world-wide television audience of over 125 million. **March 15** — NFL owners meet in Hawaii. Rule changes adopted include prohibition against use of adhesive or slippery substances on the body, equipment or uniform of any player. **April 28** — With two first round draft choices for first time in club history Raiders select Texas Tech defensive back Ted Watts and University of Washington offensive tackle Curt Marsh. **August 1** — Former Oakland Raider quarterback and placekicker George Blanda — Leading scorer both NFL and Raider history, is inducted into Pro Football Hall of Fame in Canton, Ohio. **August 2** — Raider players and staff receive World Championship rings.

GORMAN AWARD

The prestigious Gorman Award, named in honor of the late William H. Gorman, is presented annually by the Oakland Raiders Boosters Club "To The Player Who Best Exemplifies The Pride And Spirit Of The Oakland Raiders."

Bill Gorman was a major organizer of the Oakland Raider Boosters, the first of many such clubs formed throughout Northern California in response to the great fan interest in the activities of the Silver and Black.

The winner of the Gorman Award is chosen at the end of each season by the vote of his Raider teammates. Presentation of the trophy is made prior to the final league home game.

Eleven different Raider players have won this coveted honor since its inception in 1967.

1967	Daryle Lamonica	Quarterback
1968	Jim Otto	Center
1969	Willie Brown	Cornerback
1970	George Blanda	Quarterback/Kicker
1971	Jim Otto	Center
1972	Marv Hubbard	Running Back
1973	Ken Stabler	Quarterback
1974	Ken Stabler	Quarterback
1975	Pete Banaszak	Running Back
1976	Ken Stabler	Quarterback
1977	Mark van Eeghen	Running Back
1978	Dave Casper	Tight End
1979	Raymond Chester	Tight End
1980	Ted Hendricks	Linebacker

RAIDERS vs ALL OPPONENTS

(1960-1980)

Opponent	1st Met	W	L	T	Win Pct.
Atlanta Falcons	1971	2	1	0	.667
Baltimore Colts	1971	2	1	0	.667
Buffalo Bills	1960	11	11	0	.500
Chicago Bears	1972	3	0	0	1.000
Cincinnati Bengals	1968	9	3	0	.750
Cleveland Browns	1970	6	1	0	.857
Dallas Cowboys	1974	1	1	0	.500
Denver Broncos	1960	31	9	2	.775
Detroit Lions	1970	2	1	0	.667
Green Bay Packers	1972	3	0	0	1.000
Houston Oilers	1960	16	9	0	.640
Kansas City Chiefs	1960	23	17	2	.575
Los Angeles Rams	1972	2	1	0	.667
Miami Dolphins	1966	9	2	1	.818
Minnesota Vikings	1973	2	1	0	.667
New England Patriots	1960	9	11	1	.450
New Orleans Saints	1971	2	0	1	1.000
New York Giants	1973	2	0	0	1.000
New York Jets	1960	11	9	2	.550
Philadelphia Eagles	1971	2	1	0	.667
Pittsburgh Steelers	1970	5	2	0	.714
San Diego Chargers	1960	25	15	2	.625
San Francisco 49ers	1970	2	1	0	.667
Seattle Seahawks	1977	3	4	0	.429
St. Louis Cardinals	1973	1	0	0	1.000
Tampa Bay Buccaneers	1976	1	0	0	1.000
Washington Redskins	1970	3	0	0	1.000
TOTALS		188	101	11	.651

RAIDERS SEASON TICKETS

1960 1,500	1967 17,000	1974 50,840
1961 2,000	1968 24,500	1975 51,107
1962 5,400	1969 37,392	1976 51,121
1963 7,700	1970 50,578	1977 51,657
1964 ... 11,900	1971 50,614	1978 51,704
1965 ... 13,300	1972 50,793	1979 51,825
1966 ... 21,500	1973 50,802	1980 40,327

OPPONENTS BY SERIES

OAKLAND vs. ATLANTA

Raiders lead series, 2-1

- 1971 - at Atlanta 24, Oakland 13
- 1975 - at Oakland 37, Atlanta 34 (OT)
- 1979 - at Oakland 50, Atlanta 19

OAKLAND vs. BALTIMORE

Raiders lead series, 2-1

- 1971 - Baltimore 37, at Oakland 14
- 1973 - Oakland 34, at Baltimore 21
- 1975 - Oakland 31, at Baltimore 20

OAKLAND vs. BUFFALO

Series tied, 11-11

- 1960 - at Buffalo 39, Oakland 9
at Oakland 20, Buffalo 7
- 1961 - Oakland 31, at Buffalo 22
Buffalo 26, at Oakland 21
- 1962 - at Buffalo 14, Oakland 6
Buffalo 10, at Oakland 6
- 1963 - at Oakland 35, Buffalo 17
at Buffalo 12, Oakland 0
- 1964 - at Buffalo 23, Oakland 20
at Oakland 16, Buffalo 13
- 1965 - at Buffalo 17, Oakland 12
Buffalo 17, at Oakland 14
- 1966 - Buffalo 31, at Oakland 10
- 1967 - Oakland 24, at Buffalo 20
at Oakland 28, Buffalo 21
- 1968 - Oakland 48, at Buffalo 6
at Oakland 13, Buffalo 10
- 1969 - at Oakland 50, Buffalo 21
- 1972 - at Oakland 28, Buffalo 16
- 1974 - at Buffalo 21, Oakland 20
- 1977 - at Oakland 34, Buffalo 13
- 1980 - at Buffalo 24, Oakland 7

OAKLAND vs. CHICAGO

Raiders lead series, 3-0

- 1972 - at Oakland 28, Chicago 21
- 1976 - Oakland 28, at Chicago 27
- 1978 - Oakland 25, at Chicago 19 (OT)

OAKLAND vs. CINCINNATI

Raiders lead series, 9-3

- 1968 - at Oakland 31, Cincinnati 10
Oakland 34, at Cincinnati 0
- 1969 - at Cincinnati 31, Oakland 17
at Oakland 37, Cincinnati 17
- 1970 - at Cincinnati 31, Oakland 21
- 1971 - at Oakland 31, Cincinnati 27
- 1972 - Oakland 20, at Cincinnati 14
- 1974 - at Oakland 30, Cincinnati 27
- 1975 - at Cincinnati 14, Oakland 10
- 1976 - at Oakland 35, Cincinnati 20
- 1978 - Oakland 34, at Cincinnati 21
- 1980 - at Oakland 28, Cincinnati 17

OAKLAND vs. CLEVELAND

Raiders lead series, 6-1

- 1970 - at Oakland 23, Cleveland 20

- 1971 - Oakland 34, at Cleveland 20
- 1973 - Cleveland 7, at Oakland 3
- 1974 - Oakland 40, at Cleveland 24
- 1975 - at Oakland 38, Cleveland 17
- 1977 - Oakland 26, at Cleveland 10
- 1979 - at Oakland 19, Cleveland 14

OAKLAND vs. DALLAS

Series tied, 1-1

- 1974 - at Oakland 27, Dallas 23
- 1980 - Dallas 19, at Oakland 13

OAKLAND vs. DENVER

Raiders lead series, 31-9-2

- 1960 - at Denver 31, Oakland 14
at Oakland 48, Denver 10
- 1961 - at Oakland 33, Denver 19
at Denver 27, Oakland 24
- 1962 - at Denver 44, Oakland 7
Denver 23, at Oakland 6
- 1963 - Oakland 26, at Denver 10
at Oakland 35, Denver 31
- 1964 - at Oakland 40, Denver 7
at Denver 20, Oakland 20
- 1965 - Oakland 28, at Denver 20
at Oakland 24, Denver 13
- 1966 - Oakland 17, at Denver 3
at Oakland 28, Denver 10
- 1967 - at Oakland 51, Denver 0
Oakland 21, at Denver 17
- 1968 - Oakland 43, at Denver 7
at Oakland 33, Denver 27
- 1969 - Oakland 24, at Denver 14
at Oakland 41, Denver 10
- 1970 - at Oakland 35, Denver 23
Oakland 24, at Denver 19
- 1971 - Oakland 27, at Denver 16
at Oakland 21, Denver 13
- 1972 - Denver 30, at Oakland 23
Oakland 27, at Denver 20
- 1973 - at Denver 23, Oakland 23
at Oakland 21, Denver 17
- 1974 - Oakland 28, at Denver 17
Denver 20, at Oakland 17
- 1975 - Oakland 42, at Denver 17
at Oakland 17, Denver 10
- 1976 - Oakland 17, at Denver 10
at Oakland 19, Denver 6
- 1977 - Denver 30, at Oakland 7
Oakland 24, at Denver 14
- 1978 - at Denver 14, Oakland 6
Denver 21, at Oakland 6
- 1979 - at Oakland 27, Denver 3
Oakland 14, Denver 10
- 1980 - at Oakland 9, Denver 3
Oakland 24, at Denver 21

OAKLAND vs. DETROIT

Raiders lead series, 2-1

- 1970 - at Detroit 28, Oakland 14
- 1974 - at Oakland 35, Detroit 13
- 1978 - at Oakland 29, Detroit 17

OAKLAND vs. GREEN BAY

Raiders lead series, 3-0

- 1972 - Oakland 20, at Green Bay 14
- 1976 - at Oakland 18, Green Bay 14
- 1978 - Oakland 28, at Green Bay 3

OAKLAND vs. HOUSTON

Raiders lead series, 16-9

- 1960 - Houston 37, at Oakland 22
at Oakland 14, Houston 13
- 1961 - at Houston 55, Oakland 0
Houston 47, at Oakland 16
- 1962 - Houston 28, at Oakland 20
at Houston 32, Oakland 17
- 1963 - Oakland 24, at Houston 13
at Oakland 52, Houston 49
- 1964 - at Houston 42, Oakland 28
at Oakland 20, Houston 10
- 1965 - at Oakland 21, Houston 17
Oakland 33, at Houston 21
- 1966 - at Houston 31, Oakland 0
at Oakland 38, Houston 23
- 1967 - Oakland 19, at Houston 7
- 1968 - Oakland 24, at Houston 15
- 1969 - at Oakland 21, Houston 17
- 1971 - at Oakland 41, Houston 21
- 1972 - Oakland 34, at Houston 0
- 1973 - Oakland 17, at Houston 6
- 1975 - Houston 27, at Oakland 26
- 1976 - Oakland 14, at Houston 13
- 1977 - at Oakland 34, Houston 19
- 1978 - at Oakland 21, Houston 17
- 1979 - at Houston 31, Oakland 17

OAKLAND vs. *KANSAS CITY

Raiders lead series, 23-17-2

- 1960 - Dallas 34, at Oakland 16
Oakland 20, at Dallas 19
- 1961 - Dallas 42, at Oakland 35
at Dallas 43, Oakland 11
- 1962 - Dallas 26, at Oakland 16
at Dallas 35, Oakland 7
- 1963 - at Oakland 10, Kansas City 7
Oakland 22, at Kansas City 7
- 1964 - Kansas City 21, at Oakland 9
at Kansas City 42, Oakland 7
- 1965 - at Oakland 37, Kansas City 10
at Kansas City 14, Oakland 7
- 1966 - Kansas City 32, at Oakland 10
Oakland 34, at Kansas City 13
- 1967 - at Oakland 23, Kansas City 21
Oakland 44, at Kansas City 22
- 1968 - at Kansas City 24, Oakland 10
at Oakland 38, Kansas City 21
- 1969 - Oakland 27, at Kansas City 24
at Oakland 10, Kansas City 6
- 1970 - Oakland 17, at Kansas City 17
at Oakland 10, Kansas City 6
- 1971 - at Oakland 20, Kansas City 20
at Kansas City 16, Oakland 14
- 1972 - at Kansas City 27, Oakland 14
at Oakland 26, Kansas City 3
- 1973 - at Kansas City 16, Oakland 3
at Oakland 37, Kansas City 7
- 1974 - at Oakland 27, Kansas City 7
Oakland 7, at Kansas City 6

- 1975 - at Kansas City 42, Oakland 10
at Oakland 28, Kansas City 20
- 1976 - Oakland 24, at Kansas City 21
at Oakland 21, Kansas City 10
- 1977 - Oakland 37, at Kansas City 28
at Oakland 21, Kansas City 20
- 1978 - at Oakland 28, Kansas City 6
Oakland 20, at Kansas City 10
- 1979 - at Kansas City 35, Oakland 7
Kansas City 24, at Oakland 21
- 1980 - Oakland 27, at Kansas City 14
Kansas City 31, at Oakland 17

*Franchise in Dallas prior to 1963 and known as Texans.

OAKLAND vs. LOS ANGELES

Raiders lead series, 2-1

- 1972 - at Oakland 45, Los Angeles 17
- 1977 - at Los Angeles 20, Oakland 14
- 1979 - Oakland 24, at Los Angeles 17

OAKLAND vs. MIAMI

Raiders lead series, 9-2-1

- 1966 - Oakland 23, at Miami 14
at Oakland 21, Miami 10
- 1967 - at Oakland 31, Miami 17
- 1968 - Oakland 47, at Miami 21
- 1969 - at Oakland 20, Miami 17
Oakland 20, at Miami 20
- 1970 - at Miami 20, Oakland 17
- 1973 - at Oakland 12, Miami 7
- 1975 - Oakland 31, at Miami 21
- 1978 - at Miami 23, Oakland 6
- 1979 - at Oakland 13, Miami 3
- 1980 - at Oakland 16, Miami 10

OAKLAND vs. MINNESOTA

Raiders lead series, 2-1

- 1973 - at Minnesota 24, Oakland 16
- 1977 - at Oakland 35, Minnesota 13
- 1978 - at Oakland 27, Minnesota 10

OAKLAND vs. *NEW ENGLAND

Patriots lead series, 11-9-1

- 1960 - at Oakland 27, Boston 14
at Boston 34, Oakland 28
- 1961 - at Boston 20, Oakland 17
Boston 35, at Oakland 21
- 1962 - at Boston 26, Oakland 16
at Oakland 20, Boston 0
- 1963 - Boston 20, at Oakland 14
at Boston 20, Oakland 14
- 1964 - Boston 17, at Oakland 14
Oakland 43, at Boston 43
- 1965 - Oakland 24, at Boston 10
at Oakland 30, Boston 21
- 1966 - at Boston 24, Oakland 21
- 1967 - at Oakland 35, Boston 7
Oakland 48, at Boston 14
- 1968 - at Oakland 41, Boston 10
- 1969 - Oakland 38, at Boston 23
- 1971 - at New England 20, Oakland 6
- 1974 - at Oakland 41, New England 26
- 1976 - at New England 48, Oakland 17
- 1978 - New England 21, at Oakland 14

*Franchise in Boston prior to 1971

OAKLAND vs. NEW ORLEANS

Raiders lead series, 2-0-1

- 1971 - Oakland 21, at New Orleans 21
- 1975 - at Oakland 45, New Orleans 10
- 1979 - Oakland 42, at New Orleans 35

OAKLAND vs. NY GIANTS

Raiders lead series, 2-0

- 1973 - at Oakland 42, NY Giants 0
- 1980 - Oakland 33, at NY Giants 17

OAKLAND vs. *NY JETS

Raiders lead series, 11-9-2

- 1960 - Oakland 28, at NY Titans 27
NY Titans 31, at Oakland 28
- 1961 - NY Titans 14, at Oakland 6
at NY Titans 23, Oakland 12
- 1962 - NY Titans 28, at Oakland 17
at NY Titans 31, Oakland 21
- 1963 - at NY Jets 10, Oakland 7
at Oakland 49, NY Jets 26
- 1964 - at NY Jets 35, Oakland 13
at Oakland 35, NY Jets 26
- 1965 - Oakland 24, at NY Jets 24
at Oakland 24, NY Jets 14
- 1966 - Oakland 24, at NY Jets 21
at Oakland 28, NY Jets 28
- 1967 - at NY Jets 27, Oakland 14
at Oakland 38, NY Jets 29
- 1968 - at Oakland 43, NY Jets 32
- 1969 - Oakland 27, at NY Jets 14
- 1970 - Oakland 14, at NY Jets 13
- 1972 - at Oakland 24, NY Jets 16
- 1977 - Oakland 28, at NY Jets 27
- 1979 - at NY Jets 28, Oakland 19

*Jets known as Titans prior to 1963.

- 1964 - San Diego 31, at Oakland 27
Oakland 21, at San Diego 20
- 1965 - San Diego 17, at Oakland 6
at San Diego 24, Oakland 14
- 1966 - San Diego 29, at Oakland 20
Oakland 41, at San Diego 19
- 1967 - at Oakland 51, San Diego 10
Oakland 41, at San Diego 21
- 1968 - San Diego 23, at Oakland 14
Oakland 34, at San Diego 27
- 1969 - Oakland 34, at San Diego 12
at Oakland 21, San Diego 16
- 1970 - Oakland 27, at San Diego 27
at Oakland 20, San Diego 17
- 1971 - Oakland 34, at San Diego 0
at Oakland 34, San Diego 33
- 1972 - at Oakland 17, San Diego 17
Oakland 21, at San Diego 19
- 1973 - Oakland 27, at San Diego 17
at Oakland 31, San Diego 3
- 1974 - Oakland 14, at San Diego 10
at Oakland 17, San Diego 10
- 1975 - Oakland 6, at San Diego 0
at Oakland 25, San Diego 0
- 1976 - Oakland 27, at San Diego 17
at Oakland 24, San Diego 0
- 1977 - at Oakland 24, San Diego 0
at San Diego 12, Oakland 7
- 1978 - Oakland 21, at San Diego 20
San Diego 27, at Oakland 23
- 1979 - at San Diego 30, Oakland 10
at Oakland 45, San Diego 22
- 1980 - at San Diego 30, Oakland 24 (OT)
at Oakland 38, San Diego 24

*Franchise in Los Angeles prior to 1961.

OAKLAND vs. PHILADELPHIA

Raiders lead series, 2-1

- 1971 - at Oakland 34, Philadelphia 10
- 1976 - Oakland 26, at Philadelphia 7
- 1980 - at Philadelphia 10, Oakland 7

OAKLAND vs. PITTSBURGH

Raiders lead series, 5-2

- 1970 - at Oakland 31, Pittsburgh 14
- 1972 - at Pittsburgh 34, Oakland 28
- 1973 - Pittsburgh 17, at Oakland 9
- 1974 - Oakland 17, at Pittsburgh 0
- 1976 - at Oakland 31, Pittsburgh 28
- 1977 - Oakland 16, at Pittsburgh 7
- 1980 - Oakland 45, at Pittsburgh 34

OAKLAND vs. ST. LOUIS

Raiders lead series, 1-0

- 1973 - Oakland 17, at St. Louis 10

OAKLAND vs. *SAN DIEGO

Raiders lead series, 25-15-2

- 1960 - at Los Angeles 55, Oakland 28
Los Angeles 41, at Oakland 17
- 1961 - at San Diego 44, Oakland 0
San Diego 41, at Oakland 10
- 1962 - San Diego 42, at Oakland 33
at San Diego 31, Oakland 21
- 1963 - Oakland 34, at San Diego 33
at Oakland 41, San Diego 27

OAKLAND vs. SAN FRANCISCO

Raiders lead series, 2-1

- 1970 - San Francisco 38, at Oakland 7
- 1974 - Oakland 35, at San Francisco 24
- 1979 - at Oakland 23, San Francisco 10

OAKLAND vs. SEATTLE

Seahawks lead series, 4-3

- 1977 - at Oakland 44, Seattle 7
- 1978 - at Seattle 27, Oakland 7
Seattle 17, at Oakland 16
- 1979 - at Seattle 27, Oakland 10
Seattle 29, at Oakland 24
- 1980 - at Oakland 33, Seattle 14
Oakland 19, at Seattle 17

OAKLAND vs. TAMPA BAY

Raiders lead series, 1-0

- 1976 - at Oakland 49, Tampa Bay 16

OAKLAND vs. WASHINGTON

Raiders lead series, 3-0

- 1970 - at Oakland 34, Washington 20
- 1975 - Oakland 26, at Washington 23 (OT)
- 1980 - at Oakland 24, Washington 21

INTERCONFERENCE STANDINGS

League Games Played Between AFC and NFC Teams

1970-1980

American Football Conference

	W	L	T	Win Pct.
WESTERN DIVISION				
Oakland	27	7	1	.744
Seattle	8	5	0	.615
Denver	19	19	1	.500
San Diego	15	19	0	.441
Kansas City	12	14	2	.462
CENTRAL DIVISION				
Pittsburgh	24	10	0	.706
Cincinnati	21	14	0	.600
Cleveland	19	16	0	.543
Houston	15	18	1	.455
EASTERN DIVISION				
Miami	29	5	0	.853
New England	18	16	0	.529
Baltimore	15	15	0	.500
Buffalo	14	17	1	.452
New York Jets	11	23	0	.324

National Football Conference

WESTERN DIVISION				
Los Angeles	22	13	0	.629
San Francisco	14	21	0	.400
Atlanta	13	22	0	.371
New Orleans	4	29	2	.121
CENTRAL DIVISION				
Tampa Bay	5	4	0	.555
Minnesota	19	16	0	.543
Detroit	17	15	1	.531
Green Bay	13	21	1	.382
Chicago	8	27	0	.229
EASTERN DIVISION				
Dallas	25	9	0	.735
Philadelphia	18	16	0	.529
Washington	16	18	0	.471
New York Giants	12	18	0	.400
St. Louis	12	18	2	.400

Interconference Victories

1970-1980

Regular Season

	AFC	NFC	Tie
1970	12	27	1
1971	15	23	2
1972	20	19	1
1973	19	19	2
1974	23	17	0
1975	23	17	0
1976	16	12	0
1977	19	9	0
1978	31	21	0
1979	36	16	0
1980	33	19	6
Total	247	199	6

1980 RAIDER STATISTICS

	RAIDERS	OPPONENTS
TOTAL FIRST DOWNS	281	319
Rushing	108	108
Passing	149	181
Penalty	24	30
Third Down: Made/Att.	92/243	80/220
Third Down Efficiency	37.9	36.4
TOTAL NET YARDS	5045	5037
Avg. Gain per Game	315.3	314.8
Total Plays	1044	1077
Avg. Per Play	4.8	4.7
NET YARDS RUSHING	2146	1725
Avg. Per Game	134.1	107.8
Total Rushes	541	499
Avg. Per Rush	4.0	3.5
NET YARDS PASSING	2899	3312
Avg. Per Game	181.2	207.0
Tackled/Yards Lost	47/395	54/419
Gross Yards	3294	3831
Attempts/Completions	456/235	524/296
Pct. of Completions	51.5	56.5
Had Intercepted	24	35
PUNTS/AVERAGE	71/43.6	87/38.9
NET PUNTING AVERAGE	35.9	32.2
PUNT RETURNS/AVERAGE	49/8.6	34/7.9
KICKOFF RETURNS/AVERAGE	62/19.0	66/19.9
INTERCEPTIONS/AVG. RETURN	35/14.3	24/6.4
PENALTIES/YARDS	98/929	102/922
FUMBLES/BALL LOST	37/20	34/17
TOUCHDOWNS	44	38
Rushing	14	19
Passing	23	17
Returns	7	2
EXTRA POINTS/ATTEMPTS	41/44	36/37
FIELD GOALS/ATTEMPTS	19/37	14/24
SAFETIES	1	0
TOTAL POINTS	364	306

SCORE BY PERIODS

					OT	
RAIDERS	60	98	89	117	0	364
OPPONENTS	61	101	51	87	6	306

SCORING

Player	TDr	TDp	TDrt	FG	PAT	SAF	TP
Bahr	0	0	0	19-37	41-44	0	98
Chandler	0	10	0	0-0	0-0	0	60
Branch	0	7	0	0-0	0-0	0	42
van Eeghen	5	0	0	0-0	0-0	0	30
Chester	0	4	0	0-0	0-0	0	24
King	4	0	0	0-0	0-0	0	24
Whittington	3	0	1	0-0	0-0	0	24
Plunkett	2	0	0	0-0	0-0	0	12
Bradshaw	0	1	0	0-0	0-0	0	6
Casper	0	1	0	0-0	0-0	0	6
Christensen	0	0	1a	0-0	0-0	0	6
Hayes	0	0	1	0-0	0-0	0	6
Jensen	0	0	1	0-0	0-0	0	6
Jones	0	0	1b	0-0	0-0	0	6
Martin	0	0	1b	0-0	0-0	0	6
Owens	0	0	1	0-0	0-0	0	6
Hendricks	0	0	0	0-0	0-0	1	2
Raiders Total	14	23	7	19-37	41-44	1	364
Opp. Total	19	17	2	14-24	37-37	0	306

a Recovered opponent fumble in endzone for TD

b Returned fumble for TD

PASSING

	Att	Comp	Yds	Pct	Av/Att	TD	TPCT	INT	ICPT	LG	TT/LOST
Plunkett	320	165	2299	51.5	7.1	18	5.6	16	5.0	86T	36/285
Pastorini	130	66	932	50.7	7.1	5	3.8	8	6.2	56	10/103
Wilson	5	3	31	60.0	6.2	0	0.0	0	0.0	12	0/0
Guy	1	1	32	100.0	32.0	0	0.0	0	0.0	32	0/0
Christensen	0	0	0	0.0	0.0	0	0.0	0	0.0	0	1/7
Raiders	456	235	3294	51.5	7.2	23	5.0	24	5.3	86T	47/395
Opp. Tot	524	296	3731	56.4	7.1	17	3.2	35	6.7	67T	54/419

RUSHING

Player	ATT	YDS	AVG	LG	TD
van Eeghen	222	838	3.8	34	5
King	172	761	4.4	89T	4
Whittington	91	299	3.3	42T	3
Plunkett	28	141	5.0	17	2
Guy	3	38	12.7	24	0
Jensen	14	30	2.1	4	0
Pastorini	4	24	6.0	10	0
Matthews	5	11	3.0	3	0
Wilson	1	3	3.0	3	0
Branch	1	1	1.0	1	0
Raiders Total ..	541	2146	4.0	89T	14
Opp. Total	499	1725	3.5	37	19

FIELD GOALS

Player	1-19	20-29	30-39	40-49	50+	Total
Bahr	0-0	4-6	9-12	6-13	0-6	19-27
Opp. Total	1-1	2-3	6-7	2-8	3-5	14-24

RECEIVING

Player	NO	YDS	AVG	LG	TD
Chandler	49	786	16.0	56	10
Branch	44	858	19.5	86T	7
van Eeghen	29	259	8.9	37	0
Chester	28	366	13.1	47	4
Casper	22	270	12.3	35	1
King	22	145	6.6	18	0
Whittington	19	205	10.8	55	0
Jensen	7	87	12.4	32	0
Bradshaw	6	132	22.0	45T	1
Ramsey	5	117	23.4	58	0
Matthews	3	33	11.0	20	0
Martini	1	36	36.0	36	0
Raiders Total ..	235	3294	14.0	86T	23
Opp. Total	296	3731	12.6	67T	17

INTERCEPTIONS

Player	NO	YDS	AVG	LG	TD
Hayes	13	273	21.0	61	1
Davis, M.	3	88	29.3	49	0
Owens	3	59	19.7	58T	1
McKinney	3	22	7.3	22	0
Hendricks	3	10	3.3	5	0
O'Steen	3	10	3.3	14	0
Millen	2	17	8.5	9	0
Martin	2	15	7.5	15	0
McClanahan	1	7	7.0	7	0
Nelson	1	0	0.0	0	0
Jackson	1	0	0.0	0	0
Raiders Total ..	35	501	14.3	62	2
Opp. Total	24	153	6.4	37	0

KICKOFF RETURNS

Player	NO	YDS	AVG	LG	TD
Matthews	29	585	20.2	45	0
Whittington	21	392	18.7	90T	1
Moody	8	150	18.8	39	0
Jensen	1	33	33.0	33T	1
Ramsey	1	10	10.0	10	0
Christensen	1	10	10.0	10	0
Hayes	1	0	0.0	0	0
Raiders Total ..	62	1180	19.0	90T	2
Opp. Total	66	1315	19.9	54	0

PUNT RETURNS

Player	NO	YDS	AVG	FC	LG	TD
Matthews	48	421	8.8	7	34	0
Barnes	1	0	0.0	0	0	0
Raiders Total ..	49	421	8.6	7	34	0
Opp. Total	34	268	7.9	6	20	0

PUNTING

Player	NO	YDS	AVG	TB	IN20	LG	BLK
Guy	71	3099	43.6	14	17	66	0
Raiders Total ..	71	3099	43.6	14	17	66	0
Opp. Total	87	3380	38.9	8	13	71	2

RAIDER LEADERS BY YEARS

PASSING

		Atts.	Comp.	Yds.	Pct.	TD	Int.
1960	Tom Flores	252	136	1738	540	12	12
1961	Tom Flores	366	190	2176	519	15	19
1962	Cotton Davidson	321	119	1977	370	7	23
1963	Tom Flores	247	113	2101	457	20	13
1964	Cotton Davidson	320	155	2497	484	21	19
1965	Tom Flores	269	122	1593	453	14	11
1966	Tom Flores	306	151	2638	494	24	14
1967	Daryle Lamonica	425	220	3227	518	30	23
1968	Daryle Lamonica	416	206	3245	495	25	15
1969	Daryle Lamonica	426	221	3302	519	34	25
1970	Daryle Lamonica	356	179	2516	503	22	15
1971	Daryle Lamonica	242	118	1717	488	16	16
1972	Daryle Lamonica	281	149	1998	530	18	12
1973	Ken Stabler	260	163	1997	627	14	10
1974	Ken Stabler	310	178	2469	574	26	12
1975	Ken Stabler	293	171	2296	584	16	24
1976	Ken Stabler	291	194	2737	667	27	17
1977	Ken Stabler	294	169	2176	575	20	20
1978	Ken Stabler	406	237	2944	584	16	30
1979	Ken Stabler	498	304	3615	610	26	22
1980	Jim Plunkett	320	165	2299	516	18	16

RUSHING

		No.	Yds.	Avg.	TD	LR
1960	Tony Teresa	139	608	4.4	6	83
1961	Wayne Crow	119	490	4.1	2	62
1962	Clem Daniels	161	766	4.7	7	72
1963	Clem Daniels	215	1099	5.1	3	74
1964	Clem Daniels	173	824	4.7	2	42
1965	Clem Daniels	219	953	4.0	5	57
1966	Clem Daniels	204	801	3.9	7	64
1967	Clem Daniels	130	575	4.4	4	52
1968	Hewritt Dixon	206	865	4.2	2	28
1969	Charlie Smith	177	600	3.4	2	23
1970	Hewritt Dixon	197	861	4.4	1	39
1971	Marv Hubbard	181	867	4.8	5	20
1972	Marv Hubbard	219	1100	5.0	4	39
1973	Marv Hubbard	193	903	4.7	6	50
1974	Marv Hubbard	188	865	4.6	4	32
1975	Pete Banaszak	187	672	3.6	16	27
1976	Mark van Eeghen	233	1012	4.3	3	21
1977	Mark van Eeghen	324	1273	3.9	7	27
1978	Mark van Eeghen	270	1080	4.0	9	34
1979	Mark van Eeghen	223	818	3.7	7	19
1980	Mark van Eeghen	222	838	3.8	5	34

RECEIVING

		No.	Yds.	Avg.	TD	LR
1960	Billy Lott	49	524	10.7	1	28
1961	Doug Asad	36	501	13.0	2	51
1962	Max Boydston	30	374	12.4	0	58
1963	Art Powell	73	1304	17.8	16	85
1964	Art Powell	76	1361	17.9	11	77
1965	Art Powell	52	800	15.4	12	66
1966	Art Powell	53	1026	19.4	11	46
1967	Hewritt Dixon	59	563	9.5	2	48
1968	Fred Biletnikoff	61	1037	17.0	6	82
1969	Fred Biletnikoff	54	837	15.3	12	53
1970	Fred Biletnikoff	45	768	17.1	7	51
1971	Fred Biletnikoff	61	929	15.2	9	49
1972	Fred Biletnikoff	58	802	13.8	7	39
1973	Fred Biletnikoff	48	660	13.8	4	32
1974	Cliff Branch	60	1092	18.2	13	67
1975	Cliff Branch	51	893	17.5	9	53
1976	Dave Casper	53	691	13.0	10	30
1977	Dave Casper	48	584	12.2	6	27
1978	Dave Casper	62	852	13.7	9	44
1979	Cliff Branch	59	844	14.3	6	66
1980	Bob Chandler	49	786	16.0	10	56

PUNT RETURNS

		No.	Yds.	Avg.	TD	LR
1960	Jack Larscheid	12	106	8.8	0	41
1961	Charles Fuller	4	52	13.0	0	25
1962	Bob Garner	20	162	8.1	0	25
1963	Claude Gibson	26	307	11.8	2	85
1964	Claude Gibson	29	419	14.4	0	58
1965	Claude Gibson	31	357	11.8	1	58
1966	Rodger Bird	37	323	8.7	0	42
1967	Rodger Bird	46	612	13.3	0	78
1968	George Atkinson	36	490	13.6	2	86
1969	George Atkinson	25	153	6.1	0	30
1970	Alvin Wyatt	25	231	9.2	1	63
1971	George Atkinson	20	159	8.0	0	34
1972	George Atkinson	10	33	3.3	0	8
1973	George Atkinson	41	336	8.2	1	63
1974	Ron Smith	41	486	11.9	0	55
1975	Neal Colzie	48	655	13.6	0	64
1976	Neal Colzie	41	448	10.9	0	32
1977	Neal Colzie	32	334	10.4	0	23
1978	Neal Colzie	47	310	6.6	0	24
1979	Ira Matthews	32	165	5.2	0	20
1980	Ira Matthews	48	421	8.8	0	34

KICKOFF RETURNS

		No.	Yds.	Avg.	TD	LR
1960	Jack Larscheid	30	852	28.4	0	78
1961	George Fleming	29	588	20.3	0	36
1962	Bo Roberson	27	748	27.7	1	87
1963	Bo Roberson	38	809	21.2	0	58
1964	Bo Roberson	36	975	27.0	0	59
1965	Larry Todd	20	461	23.1	0	50
1966	Pervis Atkins	29	608	21.0	0	35
1967	Dave Grayson	19	405	21.3	0	29
1968	George Atkinson	32	802	25.1	0	60
1969	George Atkinson	16	382	23.9	0	39
1970	George Atkinson	23	574	25.0	0	62
1971	Clarence Davis	27	734	27.2	0	44
1972	Clarence Davis	18	464	25.8	0	49
1973	Clarence Davis	19	504	26.5	0	76
1974	Harold Hart	18	466	25.9	0	67
1975	Harold Hart	17	518	30.5	1	102
1976	Rick Jennings	16	417	26.1	0	55
1977	Carl Garrett	21	420	20.0	0	31
1978	Art Whittington	23	473	20.6	0	34
1979	Ira Matthews	35	873	24.9	1	104
1980	Ira Matthews	29	585	20.2	0	45

PASS INTERCEPTIONS

		No.	Yds.	Avg.	TD	LR
1960	Eddie Macon	9	105	11.7	1	42
1961	Joe Cannavino	5	14	2.8	0	9
1962	Tom Morrow	10	141	14.1	0	36
1963	Tom Morrow	9	104	11.5	0	35
1964	Fred Williamson	6	40	6.7	0	28
1965	Warren Powers	5	56	11.2	0	12
1966	Warren Powers	5	88	17.6	0	35
1967	Willie Brown	7	33	4.7	0	25
1968	Dave Grayson	10	195	19.5	1	54
1969	Dave Grayson	8	132	16.5	1	76
1970	Kent McCloughan	5	5	1.0	0	5
1971	Nemiah Wilson	5	70	14.0	0	22
1972	Jack Tatum	4	91	22.8	0	56
1973	George Atkinson	3	48	16.0	0	36
1974	Alonzo Thomas	6	70	11.7	1	34
1975	Alonzo Thomas	6	86	14.3	0	48
1976	Monte Johnson	4	40	10.0	0	22
1977	Jack Tatum	6	146	24.3	0	41
1978	Charles Phillips	6	121	20.2	1	42
1979	Lester Hayes	7	100	14.3	2	52
1980	Lester Hayes	13	273	21.0	1	62

PUNTING

		No.	Yds.	Avg.	LP
1960	Wayne Crow	76	2958	38.9	72
1961	Wayne Crow	61	2613	42.8	77
1962	Cotton Davidson	40	1569	39.2	64
1963	Mike Mercer	75	3007	40.0	53
1964	Mike Mercer	58	2446	42.1	67
1965	Mike Mercer	75	3079	41.1	70
1966	Mike Eischeid	64	2703	42.2	56
1967	Mike Eischeid	76	3364	44.3	62
1968	Mike Eischeid	64	2788	43.6	72
1969	Mike Eischeid	69	2944	42.7	58
1970	Mike Eischeid	79	3121	39.5	57
1971	Jerry DePoyster	57	2013	39.4	56
1972	Jerry DePoyster	55	2031	36.9	57
1973	Ray Guy	69	3127	45.3	72
1974	Ray Guy	74	3124	42.2	66
1975	Ray Guy	68	2979	43.8	64
1976	Ray Guy	67	2785	41.6	66
1977	Ray Guy	59	2552	43.3	74
1978	Ray Guy	81	3462	42.7	69
1979	Ray Guy	69	2939	42.6	71
1980	Ray Guy	71	3099	43.6	66

SCORING

		TD	PAT	FG	Total
1960	Tony Teresa	10	0	0	60
1961	George Fleming	1	24	11	63
1962	Clem Daniels	8	0	0	48
1963	Art Powell	16	0	0	96
1964	Mike Mercer	0	34	15	79
1965	Clem Daniels	12	0	0	72
	Art Powell	12	0	0	72
1966	Mike Eischeid	0	37	11	70
1967	George Blanda	0	56	20	116
1968	George Blanda	0	54	21	117
1969	George Blanda	0	45	20	105
1970	George Blanda	0	36	16	84
1971	George Blanda	0	41	15	86
1972	George Blanda	0	44	17	95
1973	George Blanda	0	31	23	100
1974	Cliff Branch	13	0	0	78
1975	Pete Banaszak	16	0	0	96
1976	Cliff Branch	12	0	0	72
1977	Errol Mann	0	39	20	99
1978	Errol Mann	0	33	12	66
1979	Jim Breech	0	41	18	95
1980	Chris Bahr	0	41	19	98

YEARLY STANDINGS

AMERICAN FOOTBALL LEAGUE

1960

EASTERN DIVISION

Team	W	L	T	Pts	Opp
Houston	10	4	0	379	285
New York	7	7	0	382	399
Buffalo	5	8	1	296	303
Boston	5	9	0	286	349

WESTERN DIVISION

Team	W	L	T	Pts	Opp
Los Angeles	10	4	0	373	336
Dallas	8	6	0	362	253
Oakland	6	8	0	319	399
Denver	4	9	1	309	393

CHAMPIONSHIP GAME: Houston 24, Los Angeles 16

1961

EASTERN DIVISION

Team	W	L	T	Pts	Opp
Houston	10	3	1	513	242
Boston	9	4	1	413	313
New York	7	7	0	301	390
Buffalo	6	8	0	294	342

WESTERN DIVISION

Team	W	L	T	Pts	Opp
San Diego	12	2	0	396	319
Dallas	6	8	0	334	343
Denver	3	11	0	251	432
Oakland	2	12	0	237	458

CHAMPIONSHIP GAME: Houston 10, San Diego 3

1962

EASTERN DIVISION

Team	W	L	T	Pts	Opp
Houston	11	3	0	387	270
Boston	9	4	1	346	295
Buffalo	7	6	1	309	272
New York	5	9	0	278	423

WESTERN DIVISION

Team	W	L	T	Pts	Opp
Dallas	11	3	0	389	233
Denver	7	7	0	353	334
San Diego	4	10	0	314	392
Oakland	1	13	0	213	370

CHAMPIONSHIP GAME: Dallas 20, Houston 17

1963

EASTERN DIVISION

Team	W	L	T	Pts	Opp
Buffalo*	7	6	1	304	291
Boston*	7	6	1	317	257
Houston	6	8	0	302	372
New York	5	8	1	249	399

WESTERN DIVISION

Team	W	L	T	Pts	Opp
San Diego	11	3	0	399	256
Oakland	10	4	0	363	288
Kansas City	5	7	2	347	263
Denver	2	11	1	301	473

*Boston won playoff game 26-8

CHAMPIONSHIP GAME: San Diego 51, Boston 10

1964

EASTERN DIVISION

Team	W	L	T	Pts	Opp
Buffalo	12	2	0	400	242
Boston	10	3	1	365	297
New York	5	8	1	278	315
Houston	4	10	0	310	355

WESTERN DIVISION

Team	W	L	T	Pts	Opp
San Diego	8	5	1	341	300
Kansas City	7	7	0	366	306
Oakland	5	7	2	303	350
Denver	2	11	1	240	438

CHAMPIONSHIP GAME: Buffalo 20, San Diego 7

1965

EASTERN DIVISION

Team	W	L	T	Pts	Opp
Buffalo	10	3	1	313	226
New York	5	8	1	285	303
Boston	4	8	2	244	302
Houston	4	10	0	298	429

WESTERN DIVISION

Team	W	L	T	Pts	Opp
San Diego	9	2	3	340	227
Oakland	8	5	1	298	239
Kansas City	7	5	2	322	285
Denver	4	10	0	303	392

CHAMPIONSHIP GAME: Buffalo 23, San Diego 9

1966

EASTERN DIVISION

Team	W	L	T	Pts	Opp
Buffalo	9	4	1	358	255
Boston	8	4	2	315	283
New York	6	6	2	322	312
Houston	3	11	0	335	396
Miami	3	11	0	213	362

WESTERN DIVISION

Team	W	L	T	Pts	Opp
Kansas City	11	2	1	448	276
Oakland	8	5	1	315	288
San Diego	7	6	1	335	284
Denver	4	10	0	196	381

CHAMPIONSHIP GAME: Kansas City 31, Buffalo 7

WORLD CHAMPIONSHIP GAME: Green Bay 35, Kansas City 10

1967

EASTERN DIVISION

Team	W	L	T	Pts	Opp
Houston	9	4	1	258	196
New York	8	5	1	371	329
Buffalo	4	10	0	237	285
Miami	4	10	0	219	407
Boston	3	10	1	280	389

WESTERN DIVISION

Team	W	L	T	Pts	Opp
Oakland	13	1	0	468	233
Kansas City	9	5	0	408	254
San Diego	8	5	1	360	352
Denver	3	11	0	256	409

AFL CHAMPIONSHIP GAME: Oakland 40, Houston 7

WORLD CHAMPIONSHIP GAME: Green Bay 33, Oakland 14

1968

EASTERN DIVISION

Team	W	L	T	Pts	Opp
New York	11	3	0	419	280
Houston	7	7	0	303	248
Miami	5	8	1	276	355
Boston	4	10	0	229	406
Buffalo	1	12	1	199	367

WESTERN DIVISION

Team	W	L	T	Pts	Opp
Oakland*	12	2	0	453	233
Kansas City*	12	2	0	371	170
San Diego	9	5	0	382	310
Denver	5	9	0	264	404
Cincinnati	3	11	0	215	329

*Oakland won playoff game 41-6

AFL CHAMPIONSHIP GAME: New York 27, Oakland 23

WORLD CHAMPIONSHIP GAME: New York Jets 16, Baltimore 7

1969

EASTERN DIVISION

Team	W	L	T	Pts	Opp
New York	10	4	0	353	269
Houston	6	6	2	278	279
Boston	4	10	0	266	316
Buffalo	4	10	0	230	359
Miami	3	10	1	233	332

PLAYOFF: Kansas City 13, New York 6

WESTERN DIVISION

Team	W	L	T	Pts	Opp
Oakland	12	1	1	377	242
Kansas City	11	3	0	359	177
San Diego	8	6	0	288	276
Denver	5	8	1	297	344
Cincinnati	4	9	1	280	367

PLAYOFF: Oakland 56, Houston 7

CHAMPIONSHIP GAME: Kansas City 17, Oakland 7

WORLD CHAMPIONSHIP GAME: Kansas City 23, Minnesota 7

NATIONAL FOOTBALL LEAGUE

1970

AMERICAN CONFERENCE

Western Division

Team	W	L	T	Pts	Opp
Oakland	8	4	2	300	293
Kansas City	7	5	2	272	244
San Diego	5	6	3	282	278
Denver	5	8	1	253	264

Central Division

Cincinnati	8	6	0	312	255
Cleveland	7	7	0	286	265
Pittsburgh	5	9	0	210	272
Houston	3	10	1	217	352

Eastern Division

Baltimore	11	2	1	321	234
Miami	10	4	0	297	228
NY Jets	4	10	0	255	286
Buffalo	3	10	1	204	337
Boston	2	12	0	149	361

NATIONAL CONFERENCE

Western Division

Team	W	L	T	Pts	Opp
San Francisco	10	3	1	352	267
Los Angeles	9	4	1	325	202
Atlanta	4	8	2	206	261
New Orleans	2	11	1	172	347

Central Division

Minnesota	12	2	0	299	221
Detroit	10	4	0	347	202
Chicago	6	8	0	256	261
Green Bay	6	8	0	196	293

Eastern Division

Dallas	10	4	0	299	221
N.Y. Giants	9	5	0	301	270
St. Louis	8	5	1	325	228
Washington	6	8	0	297	314
Philadelphia	3	10	1	241	332

AFC Playoffs: Oakland 21, Miami 14 Baltimore 17, Cincinnati 0

AFC CHAMPIONSHIP: Baltimore 27, Oakland 17

NFC PLAYOFFS: Dallas 5, Detroit 0 San Francisco 17, Minnesota 14

NFC CHAMPIONSHIP: Dallas 17, San Francisco 3

SUPER BOWL: Baltimore 16, Dallas 13

1971

AMERICAN CONFERENCE

Western Division

Team	W	L	T	Pts	Opp
Kansas City	10	3	1	302	208
Oakland	8	4	2	344	278
San Diego	6	8	0	311	341
Denver	4	9	1	203	275

Central Division

Cleveland	9	5	0	285	273
Pittsburgh	6	8	0	246	292
Houston	4	9	1	251	330
Cincinnati	4	10	0	284	265

Eastern Division

Miami	10	3	1	315	174
Baltimore	10	4	0	313	140
New England	6	8	0	238	325
NY Jets	6	8	0	212	299
Buffalo	1	13	0	184	394

AFC PLAYOFFS: Miami 27, Kansas City 24 (2 OT)

AFC CHAMPIONSHIP: Miami 21, Baltimore 0

NFC PLAYOFFS: San Francisco 24, Washington 20

NFC CHAMPIONSHIP: Dallas 14, San Francisco 3

SUPER BOWL: Dallas 24, Miami 3

NATIONAL CONFERENCE

Western Division

Team	W	L	T	Pts	Opp
San Francisco	9	5	0	300	216
Los Angeles	8	5	1	313	260
Atlanta	7	6	1	274	277
New Orleans	4	8	2	266	347

Central Division

Minnesota	11	3	0	245	139
Detroit	7	6	1	341	286
Chicago	6	8	0	185	276
Green Bay	4	8	2	274	298

Eastern Division

Dallas	11	3	0	406	222
Washington	9	4	1	276	190
Philadelphia	6	7	1	221	302
St. Louis	4	9	1	231	279
NY Giants	4	10	0	228	362

Baltimore 20, Cleveland 3

Dallas 20, Minnesota 12

1972

AMERICAN CONFERENCE

Western Division

Team	W	L	T	Pct	Pts	Opp
Oakland	10	3	1	.750	365	248
Kansas City	8	6	0	.571	287	254
Denver	5	9	0	.429	325	350
San Diego	4	9	1	.321	264	344

Central Division

Pittsburgh	11	3	0	.786	343	175
Cleveland	10	4	0	.714	268	249
Cincinnati	8	6	0	.571	299	229
Houston	1	13	0	.071	164	380

Eastern Division

Miami	14	0	0	1.000	385	171
NY Jets	7	7	0	.500	367	324
Baltimore	5	9	0	.429	235	252
Buffalo	4	9	1	.321	257	377
New England	3	11	0	.214	192	446

AFC PLAYOFFS: Pittsburgh 13, Oakland 7 Miami 20, Cleveland 14

AFC CHAMPIONSHIP: Miami 21, Pittsburgh 17

NFC PLAYOFFS: Dallas 30, San Francisco 28

NFC CHAMPIONSHIP: Washington 26, Dallas 3

SUPER BOWL: Miami 14, Washington 7

NATIONAL CONFERENCE

Western Division

Team	W	L	T	Pct	Pts	Opp
San Francisco	8	5	1	.607	353	249
Atlanta	7	7	0	.500	269	274
Los Angeles	6	7	1	.464	291	286
New Orleans	2	11	1	.179	215	261

Central Division

Green Bay	10	4	0	.714	304	226
Detroit	8	5	1	.607	339	290
Minnesota	7	7	0	.500	301	252
Chicago	4	9	1	.321	225	275

Eastern Division

Washington	11	3	0	.786	336	218
Dallas	10	4	0	.714	319	240
NY Giants	8	6	0	.571	331	247
St. Louis	4	9	1	.321	193	303
Philadelphia	2	11	1	.179	145	352

Washington 16, Green Bay 3

1973

AMERICAN CONFERENCE

Western Division

Team	W	L	T	Pct	Pts	Opp
Oakland	9	4	1	.679	292	175
Denver	7	5	2	.571	354	296
Kansas City	7	5	2	.571	231	192
San Diego	2	11	1	.179	188	386

Central Division

Cincinnati	10	4	0	.714	286	231
Pittsburgh	10	4	0	.714	347	210
Cleveland	7	5	2	.571	234	255
Houston	1	13	0	.071	199	447

Eastern Division

Miami	12	2	0	.857	343	150
Buffalo	9	5	0	.643	259	230
New England	5	9	0	.357	258	300
Baltimore	4	10	0	.286	226	341
N.Y. Jets	4	10	0	.286	240	306

AFC PLAYOFFS: Oakland 33, Pittsburgh 14 Miami 34, Cincinnati 16

AFC CHAMPIONSHIP: Miami 27, Oakland 10

NFC PLAYOFFS: Minnesota 27, Washington 20

NFC CHAMPIONSHIP: Minnesota 27, Dallas 10

SUPER BOWL: Miami 24, Minnesota 7

NATIONAL CONFERENCE

Western Division

Team	W	L	T	Pct	Pts	Opp
Los Angeles	12	2	0	.857	388	178
Atlanta	9	5	0	.643	318	224
New Orleans	5	9	0	.357	163	312
San Francisco	5	9	0	.357	262	319

Central Division

Minnesota	12	2	0	.857	296	168
Detroit	6	7	1	.464	271	247
Green Bay	5	7	2	.429	202	259
Chicago	3	11	0	.214	195	334

Eastern Division

Dallas	10	4	0	.714	382	203
Washington	10	4	0	.714	325	198
Philadelphia	5	8	1	.393	310	393
St. Louis	4	9	1	.321	286	365
NY Giants	2	11	1	.179	226	362

Dallas 27, Los Angeles 16

1974

AMERICAN CONFERENCE

Western Division

Team	W	L	T	Pct	Pts	Opp
Oakland	12	2	0	.857	355	228
Denver	7	6	1	.536	302	294
Kansas City	5	9	0	.357	233	293
San Diego	5	9	0	.357	212	285

Central Division

Pittsburgh	10	3	1	.750	305	189
Cincinnati	7	7	0	.500	283	259
Houston	7	7	0	.500	236	282
Cleveland	4	10	0	.286	251	344

Eastern Division

Miami	11	3	0	.786	327	216
Buffalo	9	5	0	.643	264	244
New England	7	7	0	.500	348	289
NY Jets	7	7	0	.500	279	300
Baltimore	2	12	0	.143	190	329

AFC PLAYOFFS: Oakland 28, Miami 26 Pittsburgh 32, Buffalo 14

AFC CHAMPIONSHIP: Pittsburgh 24, Oakland 13

NFC PLAYOFFS: Minnesota 30, St. Louis 14 Los Angeles 19, Washington 10

NFC CHAMPIONSHIP: Minnesota 14, Los Angeles 10

SUPER BOWL: Pittsburgh 16, Minnesota 6

NATIONAL CONFERENCE

Western Division

Team	W	L	T	Pct	Pts	Opp
Los Angeles	10	4	0	.714	263	181
San Francisco	6	8	0	.429	226	236
New Orleans	5	9	0	.357	166	263
Atlanta	3	11	0	.214	111	271

Central Division

Minnesota	10	4	0	.714	310	195
Detroit	7	7	0	.500	256	270
Green Bay	6	8	0	.429	210	206
Chicago	4	10	0	.286	152	279

Eastern Division

St. Louis	10	4	0	.714	285	218
Washington	10	4	0	.714	320	196
Dallas	8	6	0	.571	297	235
Philadelphia	7	7	0	.500	242	217
NY Giants	2	12	0	.143	195	299

1975

AMERICAN CONFERENCE

Western Division

Team	W	L	T	Pct	Pts	Opp
Oakland	11	3	0	.786	375	255
Denver	6	8	0	.429	254	307
Kansas City	5	9	0	.357	282	341
San Diego	2	12	0	.143	189	345

Central Division

Pittsburgh	12	2	0	.857	373	162
Cincinnati	11	3	0	.786	340	246
Houston	10	4	0	.714	293	226
Cleveland	3	11	0	.214	218	372

Eastern Division

Baltimore	10	4	0	.714	395	269
Miami	10	4	0	.714	357	222
Buffalo	8	6	0	.571	420	355
New England	3	11	0	.214	258	358
NY Jets	3	11	0	.214	258	433

AFC PLAYOFFS: Oakland 31, Cincinnati 28 Pittsburgh 28, Baltimore 10

AFC CHAMPIONSHIP: Pittsburgh 16, Oakland 10

NFC PLAYOFFS: Dallas 17, Minnesota 14 Los Angeles 35, St. Louis 23

NFC CHAMPIONSHIP: Dallas 37, Los Angeles 7

SUPER BOWL: Pittsburgh 27, Dallas 21

NATIONAL CONFERENCE

Western Division

Team	W	L	T	Pct	Pts	Opp
Los Angeles	12	2	0	.857	312	135
San Francisco	5	9	0	.357	255	286
Atlanta	4	10	0	.286	240	289
New Orleans	2	12	0	.143	165	360

Central Division

Minnesota	12	2	0	.857	377	180
Detroit	7	7	0	.500	245	262
Chicago	4	10	0	.286	191	379
Green Bay	4	10	0	.286	226	285

Eastern Division

St. Louis	11	3	0	.786	356	276
Dallas	10	4	0	.714	350	268
Washington	8	6	0	.571	325	276
NY Giants	5	9	0	.357	216	306
Philadelphia	4	10	0	.286	225	302

1976

AMERICAN CONFERENCE

Western Division

Team	W	L	T	Pct	Pts	Opp
Oakland	13	1	0	.929	350	237
Denver	9	5	0	.643	315	206
San Diego	6	8	0	.429	248	285
Kansas City	5	9	0	.357	290	376
Tampa Bay	0	14	0	.000	125	412

Central Division

Pittsburgh	10	4	0	.714	342	138
Cincinnati	10	4	0	.714	335	210
Cleveland	9	5	0	.643	267	287
Houston	5	9	0	.357	222	273

Eastern Division

Baltimore	11	3	0	.786	417	246
New England	11	3	0	.786	376	236
Miami	6	8	0	.429	263	264
NY Jets	3	11	0	.214	169	383
Buffalo	2	12	0	.143	245	363

AFC PLAYOFFS: Oakland 24, New England 21

AFC CHAMPIONSHIP: Oakland 24, Pittsburgh 7

NFC PLAYOFFS: Minnesota 35, Washington 30

NFC CHAMPIONSHIP: Minnesota 24, Los Angeles 13

SUPER BOWL: Oakland 32, Minnesota 14

NATIONAL CONFERENCE

Western Division

Team	W	L	T	Pct	Pts	Opp
Los Angeles	10	3	1	.750	351	190
San Francisco	8	6	0	.571	270	190
Atlanta	4	10	0	.286	172	312
New Orleans	4	10	0	.286	253	346
Seattle	2	12	0	.143	229	429

Central Division

Minnesota	11	2	1	.821	305	176
Chicago	7	7	0	.500	253	216
Detroit	6	8	0	.429	262	220
Green Bay	5	9	0	.357	218	299

Eastern Division

Dallas	11	3	0	.786	296	194
Washington	10	4	0	.714	291	217
St. Louis	10	4	0	.714	309	267
Philadelphia	4	10	0	.286	165	286
NY Giants	3	11	0	.214	170	250

Pittsburgh 40, Baltimore 14

Los Angeles 14, Dallas 12

1977

AMERICAN CONFERENCE

Western Division

Team	W	L	T	Pct	Pts	Opp
Denver	12	2	0	.857	274	148
Oakland	11	3	0	.786	351	230
San Diego	7	7	0	.500	222	205
Seattle	5	9	0	.357	282	373
Kansas City	2	12	0	.143	225	349

Central Division

Pittsburgh	9	5	0	.643	283	243
Houston	8	6	0	.571	299	230
Cincinnati	8	6	0	.571	238	235
Cleveland	6	8	0	.429	269	267

Eastern Division

Baltimore	10	4	0	.714	295	221
Miami	10	4	0	.714	313	197
New England	9	5	0	.643	278	217
New York	3	11	0	.214	191	300
Buffalo	3	11	0	.214	160	313

AFC PLAYOFFS: Oakland 37, Baltimore 31

AFC CHAMPIONSHIP: Denver 20, Oakland 17

NFC PLAYOFFS: Dallas 37, Chicago 7

NFC CHAMPIONSHIP: Dallas 23, Minnesota 6

SUPER BOWL: Dallas 27, Denver 10

NATIONAL CONFERENCE

Western Division

Team	W	L	T	Pct	Pts	Opp
Los Angeles	10	4	0	.714	302	146
San Francisco	5	9	0	.357	220	260
Atlanta	7	7	0	.500	179	129
New Orleans	3	11	0	.214	232	336

Central Division

Minnesota	9	5	0	.643	231	227
Chicago	9	5	0	.643	255	253
Detroit	6	8	0	.429	183	252
Green Bay	4	10	0	.286	134	219
Tampa Bay	2	12	0	.143	103	223

Eastern Division

Dallas	12	2	0	.857	345	212
Washington	9	5	0	.643	196	189
St. Louis	7	7	0	.500	272	287
Philadelphia	5	9	0	.357	220	207
NY Giants	5	9	0	.357	181	265

Denver 34, Pittsburgh 21

Minnesota 14, Los Angeles 7

1978

AMERICAN CONFERENCE

Western Division

Team	W	L	T	Pct	Pts	Opp
Denver	10	6	0	.625	282	198
Oakland	9	7	0	.563	311	283
Seattle	9	7	0	.563	345	358
San Diego	9	7	0	.563	355	309
Kansas City	4	12	0	.250	243	327

Central Division

Pittsburgh	14	2	0	.875	356	195
Houston	10	6	0	.625	283	298
Cleveland	8	8	0	.500	334	356
Cincinnati	4	12	0	.250	252	284

Eastern Division

New England	11	5	0	.688	358	286
Miami	11	5	0	.688	372	254
N.Y. Jets	8	8	0	.500	359	364
Buffalo	5	11	0	.313	302	354
Baltimore	5	11	0	.313	239	421

AFC WILDCARD PLAYOFF: Houston 17, Miami 9

AFC PLAYOFFS: Pittsburgh 33, Denver 10; Houston 31, New England 14

AFC CHAMPIONSHIP: Pittsburgh 34, Houston 5

NFC WILDCARD PLAYOFF: Atlanta 14, Philadelphia 13

NFC PLAYOFFS: Dallas 27, Atlanta 20, Los Angeles 34, Minnesota 10

NFC CHAMPIONSHIP: Dallas 28, Los Angeles 0

SUPER BOWL: Pittsburgh 35, Dallas 31

NATIONAL CONFERENCE

Western Division

Team	W	L	T	Pct	Pts	Opp
Los Angeles	12	4	0	.750	316	245
Atlanta	9	7	0	.563	240	290
New Orleans	7	9	0	.438	281	298
San Francisco	2	14	0	.125	219	350

Central Division

Minnesota	8	7	1	.531	294	306
Green Bay	8	7	1	.531	249	269
Detroit	7	9	0	.438	290	300
Chicago	7	9	0	.438	253	274
Tampa Bay	5	11	0	.313	241	259

Eastern Division

Dallas	12	4	0	.750	384	208
Philadelphia	9	7	0	.563	270	250
Washington	8	8	0	.500	273	283
St. Louis	6	10	0	.375	248	296
N.Y. Giants	6	10	0	.375	264	298

1979

AMERICAN CONFERENCE Western Division

Team	W	L	T	Pct	Pts	Opp
San Diego	12	4	0	.750	411	246
Denver	10	6	0	.625	289	262
Seattle	9	7	0	.563	378	372
Oakland	9	7	0	.563	365	337
Kansas City	7	9	0	.438	238	262

Central Division

Pittsburgh	12	4	0	.750	416	262
Houston	11	5	0	.688	362	331
Cleveland	9	7	0	.563	359	352
Cincinnati	4	12	0	.250	337	421

Eastern Division

Miami	10	6	0	.625	341	257
New England	9	7	0	.563	411	326
N.Y. Jets	8	8	0	.500	337	383
Buffalo	7	9	0	.438	268	279
Baltimore	5	11	0	.313	271	351

NATIONAL CONFERENCE Western Division

Team	W	L	T	Pct	Pts	Opp
Los Angeles	9	7	0	.563	323	309
New Orleans	8	8	0	.500	370	360
Atlanta	6	10	0	.375	300	388
San Francisco	2	14	0	.125	308	416

Central Division

Tampa Bay	10	6	0	.625	273	237
Chicago	10	6	0	.625	306	249
Minnesota	7	9	0	.438	259	337
Green Bay	5	11	0	.313	246	316
Detroit	2	14	0	.125	219	365

Eastern Division

Dallas	11	5	0	.688	371	313
Philadelphia	11	5	0	.688	339	282
Washington	10	6	0	.625	348	295
N.Y. Giants	6	10	0	.375	237	323
St. Louis	5	11	0	.313	307	358

AFC WILDCARD PLAYOFF: Houston 13, Denver 7

AFC PLAYOFFS: Houston 17, San Diego 14, Pittsburgh 34, Miami 14

AFC CHAMPIONSHIP: Pittsburgh 27, Houston 13

NFC WILDCARD PLAYOFF: Philadelphia 27, Chicago 17

NFC PLAYOFFS: Tampa Bay 24, Philadelphia 17, Los Angeles 21, Dallas 19

NFC CHAMPIONSHIP: Los Angeles 9, Tampa Bay 0

SUPER BOWL: Pittsburgh 31, Los Angeles 19

1980

AMERICAN CONFERENCE Western Division

Team	W	L	T	Pct	Pts	Opp
San Diego	11	5	0	.688	418	327
Oakland	11	5	0	.688	364	306
Kansas City	8	8	0	.500	319	336
Denver	8	8	0	.500	310	323
Seattle	4	12	0	.250	291	408

Central Division

Cleveland	11	5	0	.688	357	310
Houston	11	5	0	.688	295	251
Pittsburgh	9	7	0	.563	352	313
Cincinnati	6	10	0	.375	244	312

Eastern Division

Buffalo	11	5	0	.688	320	260
New England	10	6	0	.625	441	325
Miami	8	8	0	.500	266	305
Baltimore	7	9	0	.438	355	387
N.Y. Jets	4	12	0	.250	302	395

NATIONAL CONFERENCE Western Division

Team	W	L	T	Pct	Pts	Opp
Atlanta	12	4	0	.750	405	272
Los Angeles	11	5	0	.688	424	289
San Francisco	6	10	0	.375	320	415
New Orleans	1	15	0	.063	291	487

Central Division

Minnesota	9	7	0	.563	317	308
Detroit	9	7	0	.563	334	272
Chicago	7	9	0	.438	304	264
Tampa Bay	5	10	0	.344	271	341
Green Bay	5	10	0	.344	231	371

Eastern Division

Philadelphia	12	4	0	.750	384	222
Dallas	12	4	0	.750	454	311
Washington	6	10	0	.375	261	293
St. Louis	5	11	0	.313	299	350
N.Y. Giants	4	12	0	.250	249	425

AFC WILDCARD PLAYOFF: Oakland 27, Houston 7

AFC PLAYOFFS: Oakland 14, Cleveland 12, San Diego 20, Buffalo 14

AFC CHAMPIONSHIP: Oakland 34, San Diego 27

NFC WILDCARD PLAYOFF: Dallas 34, Los Angeles 13

NFC PLAYOFFS: Philadelphia 31, Chicago 13, Dallas 30, Atlanta 27

NFC CHAMPIONSHIP: Philadelphia 20, Dallas 7

SUPER BOWL: Oakland 27, Philadelphia 10

RAIDERS TRAIN IN SANTA ROSA FOR 19TH CONSECUTIVE YEAR

For the 19th consecutive year, the Oakland Raiders will hold pre-season training camp at the El Rancho Tropicana in Santa Rosa, California.

Facilities at Santa Rosa are rated among the finest in football with two full football fields, additional practice and weight-training areas and a spacious modern field house.

PRE-SEASON RESULTS

1960 (2-3)

7/31	L	13-20	DALLAS (Kezar)	(12,000)
8/13	W	23-17	New York at Sacramento	(9,551)
8/19	L	17-24	LOS ANGELES (Kezar)	(6,521)
8/24	W	26-21	at Buffalo	(17,071)
8/28	L	14-28	Boston at Amherst, Mass	(3,500)

1961 (1-3)

8/3	L	17-35	Houston at Honolulu	(12,500)
8/10	L	21-48	Denver at Spokane	(6,500)
8/27	L	7-35	at San Diego	(10,436)
9/4	W	49-12	DENVER (Candlestick)	(6,300)

1962 (1-4)

8/4	L	3-13	Dallas at Atlanta	(8,000)
8/11	W	21-20	Boston at Providence	(9,000)
8/18	L	6-22	Dallas at Midland, Texas	(10,000)
8/26	L	27-33	SAN DIEGO (Youell)	(17,053)
8/31	L	12-41	Denver at Stockton	(5,000)

1963 (3-2)

8/4	W	24-17	BOSTON (Youell)	(9,721)
8/11	W	35-19	DENVER (Youell)	(9,655)
8/17	L	21-35	Kansas City at Seattle	(13,500)
8/23	W	43-16	NEW YORK (Youell)	(8,317)
8/31	L	3-13	at San Diego	(17,517)

1964 (3-2)

8/9	L	14-21	KANSAS CITY (Youell)	(11,118)
8/14	W	20-7	at Denver	(13,545)
8/23	W	34-31	BUFFALO (Youell)	(10,243)
8/29	W	34-20	Houston at Las Vegas	(8,500)
9/5	L	10-24	at San Diego	(16,746)

1965 (3-2)

8/7	W	10-3	at San Diego	(27,168)
8/14	L	17-27	Denver at Salt Lake City	(18,000)
8/22	W	23-6	KANSAS CITY (Youell)	(13,592)
8/28	L	17-46	San Diego at Portland, Oregon	(15,234)
9/4	W	30-20	Denver at Sacramento	(14,550)

1966 (2-2)

8/2	L	17-26	at Houston	(36,935)
8/13	W	17-7	at San Diego	(20,046)
8/20	L	10-21	Boston at Anaheim	(36,038)
8/28	W	52-21	at Denver	(14,074)

1967 (2-3)

8/5	W	24-23	SAN DIEGO	(24,855)
8/12	W	24-7	HOUSTON	(23,647)
8/19	L	0-48	Kansas City at Portland, Oregon	(13,352)
8/27	L	17-21	Denver at North Platte, Neb.	(6,600)
9/3	L	10-13	SAN FRANCISCO	(53,254)

1968 (3-2)

8/3	L	12-14	BALTIMORE	(51,154)
8/10	W	31-7	SAN DIEGO	(38,922)
8/24	L	21-31	at Kansas City	(43,769)
9/1	W	26-19	at San Francisco (Kezar)	(57,593)
9/7	W	23-7	Denver at Portland, Oregon	(18,031)

1969 (2-3)

7/29		33-0	DALLAS COWBOYS (Rookie Game)	(32,045)
8/2	L	17-23	Kansas City at Birmingham, Ala.	(21,000)
8/9	L	30-34	BALTIMORE	(51,246)
8/16	L	7-10	at San Diego	(35,940)
8/25	W	24-6	NEW YORK JETS	(52,927)
8/31	W	42-28	SAN FRANCISCO	(52,122)

1970 (2-4)

8/8	L	21-33	BALTIMORE	(53,519)
8/17	W	30-19	at Philadelphia	(50,853)
8/22	L	23-34	at Los Angeles	(67,497)
8/30	L	7-37	GREEN BAY	(53,395)
9/6	W	31-17	at San Francisco	(55,521)
9/12	L	6-20	PITTSBURGH	(53,005)

1971 (5-1)

8/9	L	24-25	PHILADELPHIA	(53,706)
8/14	W	41-20	NEW YORK JETS	(53,693)
8/21	W	20-7	LOS ANGELES (Berkeley)	(67,739)
8/28	W	17-13	at Green Bay	(56,263)
9/4	W	34-28	SAN FRANCISCO	(53,696)
9/11	W	24-3	Baltimore at Jacksonville, Fla.	(50,212)

1972 (4-2)

8/5	W	31-24	NEW ENGLAND	(53,661)
8/14	W	16-0	BALTIMORE	(53,627)
8/19	W	34-9	at Los Angeles	(60,762)
8/26	W	31-13	BUFFALO (Berkeley)	(60,046)
9/3	L	21-34	at San Francisco	(61,237)
9/9	L	10-16	at Dallas	(62,607)

1973 (4-1-1)

8/5	T	17-17	at New England	(43,914)
8/11	W	27-26	DALLAS	(53,723)
8/18	W	16-3	LOS ANGELES (Berkeley)	(57,549)
8/25	L	10-34	MINNESOTA (Berkeley)	(57,515)
9/1	W	23-17	SAN FRANCISCO	(53,162)
9/8	W	17-7	at Buffalo	(70,128)

1974 (5-1)

8/3	W	27-7	DALLAS	(41,049)
8/10	W	28-16	ATLANTA (Berkeley)	(34,319)
8/16	W	41-10	at Detroit	(20,488)
8/24	L	14-25	PHILADELPHIA	(53,077)
9/2	W	20-19	at San Francisco	(52,538)
9/7	W	31-6	NEW YORK JETS (Berkeley)	(55,417)

1975 (5-1)

8/10	W	34-0	DETROIT (Berkeley)	(52,524)
8/17	W	24-21	PITTSBURGH (Berkeley)	(7,937)
8/23	W	22-7	at Atlanta	(43,151)
8/30	W	40-21	SAN FRANCISCO	(52,866)
9/5	W	31-20	at Dallas	(39,562)
9/11	L	0-6	at Los Angeles	(68,630)

1976 (5-1)

7/31	W	27-14	DALLAS	(53,319)
8/7	W	20-9	St. Louis at Phoenix, Ariz.	(33,216)
8/13	W	41-17	at New York Jets (Yankee Stadium)	(10,726)
8/21	L	14-23	LOS ANGELES	(52,615)
8/29	W	14-9	at San Francisco	(52,704)
9/4	W	45-28	SEATTLE	(51,487)

1977 (4-2)

8/8	W	40-0	HOUSTON	(51,777)
8/13	L	13-20	CHICAGO	(52,909)
8/18	L	10-12	at Seattle	(62,187)
8/27	W	35-7	SAN DIEGO	(52,346)
9/3	W	33-0	SAN FRANCISCO	(53,442)
9/9	W	21-0	at Los Angeles	(57,031)

1978 (2-2)

8/5	W	14-13	at Chicago	(54,758)
8/12	L	7-21	NEW ENGLAND	(53,335)
8/20	W	31-14	at San Francisco	(55,573)
8/26	L	3-28	LOS ANGELES	(51,429)

1979 (3-2)

7/28	W	20-13	Dallas (at Canton, Ohio)	(20,648)
8/4	L	14-20	at Los Angeles	(54,575)
8/11	W	41-10	SAN FRANCISCO	(53,503)
8/19	L	14-35	at New England	(46,518)
8/25	W	48-21	BUFFALO	(52,440)

1980 (2-2)

8/9	L	14-33	at San Francisco	(5,585)
8/16	W	31-29	NEW ENGLAND	(41,649)
8/23	L	17-34	at Washington	(47,929)
8/30	W	24-23	PHILADELPHIA	(41,230)

TOTALS (21 years): Won 63, Lost 45, Tied 1

LEAGUE RESULTS

1960 (6-8)

9/11	L	22-37	Houston (Kezar)	(12,703)
9/16	L	16-34	Dallas (Kezar)	(8,021)*
9/25	W	14-13	at Houston (Jeppesen)	(16,421)
10/2	L	14-31	at Denver	(18,372)
10/9	W	20-19	at Dallas Texans (Cotton Bowl)	(21,000)
10/16	W	27-14	Boston (Kezar)	(11,500)
10/23	L	9-38	at Buffalo	(8,876)
10/28	W	28-27	at New York Titans (Polo Grounds)	(10,000)*
11/4	L	28-34	at Boston (Boston U.)	(8,446)*
11/13	W	20-7	Buffalo (Kezar)	(8,800)
11/27	L	28-52	at Los Angeles Chargers (Coliseum)	(15,075)
12/4	L	17-41	Los Angeles Chargers (Kezar)	(12,061)
12/11	L	28-31	New York Titans (Kezar)	(9,037)
12/17	W	48-10	Denver (Kezar)	(7,000)

1961 (2-12)

9/9	L	0-55	at Houston (Jeppesen)	(16,231)*
9/17	L	0-44	at San Diego (Balboa)	(20,216)
9/24	L	35-42	Dallas Texans (Candlestick)	(6,737)
10/1	W	33-19	Denver (Candlestick)	(8,361)
10/15	L	24-27	at Denver	(11,129)
10/22	L	10-41	San Diego	(12,014)
10/29	L	6-14	New York Titans (Candlestick)	(7,138)
11/5	W	31-22	at Buffalo	(17,027)
11/11	L	12-23	at New York Titans (Polo Grounds)	(16,811)*
11/17	L	17-20	at Boston (Boston U.)	(18,169)*
11/26	L	11-43	at Dallas Texans (Cotton Bowl)	(14,500)
12/3	L	21-26	Buffalo (Candlestick)	(8,011)
12/10	L	21-35	Boston (Candlestick)	(6,500)
12/17	L	16-47	Houston (Candlestick)	(4,821)

1962 (1-13)

9/9	L	17-28	New York Titans (Youell)	(12,893)
9/23	L	16-26	Dallas Texans (Youell)	(12,500)
9/30	L	33-42	San Diego (Youell)	(13,000)
10/5	L	7-44	at Denver	(22,452)*
10/14	L	6-23	Denver	(7,000)
10/20	L	6-14	at Buffalo	(21,037)*
10/26	L	16-26	at Boston (Boston U.)	(12,514)*
11/4	L	21-31	at New York Titans (Polo Grounds)	(13,247)
11/11	L	20-28	Houston (Youell)	(11,500)
11/18	L	6-10	Buffalo (Youell)	(11,700)
11/25	L	7-35	at Dallas Texans (Cotton Bowl)	(13,557)
12/2	L	21-31	at San Diego (Balboa)	(17,874)
12/9	L	17-32	at Houston (Jeppesen)	(27,400)
12/16	W	20-0	Boston (Youell)	(8,000)

1963 (10-4)

9/7	W	35-13	at Houston (Jeppesen)	(24,749)*
9/15	W	35-17	Buffalo (Youell)	(17,568)
9/22	L	14-20	Boston (Youell)	(17,131)
9/28	L	7-10	at New York Jets (Polo Grounds)	(18,925)*
10/5	L	0-12	at Buffalo	(24,846)*
10/11	L	14-20	at Boston (Fenway)	(26,494)*
10/20	W	49-26	New York Jets (Youell)	(15,557)
10/27	W	34-33	at San Diego (Balboa)	(30,182)
11/3	W	10-7	Kansas City (Youell)	(18,919)
11/8	W	22-7	at Kansas City	(24,897)*
11/24	W	26-10	at Denver	(14,763)
12/8	W	41-27	San Diego (Youell)	(20,249)
12/15	W	35-31	Denver (Youell)	(15,223)
12/22	W	52-49	Houston (Youell)	(17,401)

*night games

1964 (5-7-2)

9/13	L	14-17	Boston (Youell)	(21,126)
9/19	L	28-42	at Houston (Jeppesen)	(26,482)*
9/27	L	9-21	Kansas City (Youell)	(18,925)
10/3	L	20-23	at Buffalo	(36,451)*
10/10	L	13-35	at New York	(32,376)*
10/16	T	43-43	at Boston (Fenway)	(23,279)
10/25	W	40-7	Denver (Youell)	(17,858)
11/1	L	17-31	at San Diego (Balboa)	(25,557)
11/8	L	7-42	at Kansas City	(21,023)
11/15	W	20-10	Houston (Youell)	(16,400)
11/22	W	35-26	New York (Youell)	(15,589)
11/29	T	20-20	at Denver	(15,958)
12/6	W	16-13	Buffalo (Youell)	(18,134)
12/20	W	21-20	San Diego (Youell)	(20,124)

1965 (8-5-1)

9/12	W	37-10	Kansas City (Youell)	(18,569)
9/19	L	6-17	San Diego (Youell)	(21,406)
9/26	W	21-17	Houston (Youell)	(18,116)
10/3	L	12-17	at Buffalo	(41,246)
10/8	W	24-10	at Boston (Fenway)	(24,824)*
10/16	T	24-24	at New York	(53,122)*
10/24	W	30-21	Boston (Youell)	(20,585)
10/31	L	7-14	at Kansas City	(18,354)
11/7	W	33-21	at Houston (Rice)	(35,729)
11/14	L	14-17	Buffalo (Youell)	(19,352)
11/21	W	28-20	at Denver	(30,369)
12/5	W	24-13	Denver (Youell)	(19,023)
12/12	W	24-14	New York (Youell)	(19,013)
12/19	L	14-24	at San Diego (Balboa)	(26,056)

1966 (8-5-1)

9/2	W	23-14	at Miami	(26,776)*
9/10	L	0-31	at Houston (Rice)	(31,763)*
9/18	L	10-32	Kansas City	(50,746)
9/25	L	20-29	San Diego	(37,183)
10/9	W	21-10	Miami	(30,787)
10/16	W	34-13	at Kansas City	(33,057)
10/23	W	24-21	at New York	(58,135)
10/30	L	21-24	at Boston (Fenway)	(26,941)
11/6	W	38-23	Houston	(34,102)
11/13	W	41-19	at San Diego (Balboa)	(26,230)
11/20	W	17-3	at Denver	(26,703)
11/24	L	10-31	Buffalo	(36,781)
12/3	T	28-28	New York	(32,144)
12/11	W	28-10	Denver	(31,765)

1967 (13-1)

9/10	W	51-0	Denver	(25,423)
9/17	W	35-7	Boston	(26,289)
10/1	W	23-21	Kansas City	(50,268)
10/7	L	14-27	at New York	(63,106)*
10/15	W	24-20	at Buffalo	(45,758)
10/22	W	48-14	at Boston (Fenway)	(25,057)
10/29	W	51-10	San Diego	(53,474)
11/5	W	21-17	at Denver	(29,043)
11/19	W	31-17	Miami	(37,295)
11/23	W	44-22	at Kansas City	(44,020)
12/3	W	41-21	at San Diego	(52,661)
12/10	W	19-7	at Houston (Rice)	(36,375)
12/17	W	38-29	New York	(53,011)
12/24	W	28-21	Buffalo	(30,738)
POST-SEASON GAMES (1-1)				
12/31	W	40-7	Houston (AFL Championship)	(53,330)
1/14	L	14-33	Green Bay (Super Bowl at Miami)	(75,546)

1968 (12-2)

9/15	W	48-6	at Buffalo	(43,057)
9/21	W	47-21	at Miami	(30,021)*
9/29	W	24-15	at Houston	(46,098)
10/6	W	41-10	Boston	(44,253)
10/13	L	14-23	San Diego	(53,257)
10/20	L	10-24	at Kansas City	(50,015)
10/27	W	31-10	Cincinnati	(37,083)
11/3	W	38-21	Kansas City	(53,357)
11/10	W	43-7	at Denver	(50,002)
11/17	W	43-32	New York	(53,118)
11/24	W	34-0	at Cincinnati (Nippert)	(27,116)
11/28	W	13-10	Buffalo	(39,883)
12/8	W	33-27	Denver	(47,754)
12/15	W	34-27	at San Diego	(40,698)
POST-SEASON GAMES (1-1)				
12/22	W	41-6	Kansas City (AFL Playoff)	(53,357)
12/29	L	23-27	at New York (AFL Championship)	(62,267)

1969 (12-1-1)

9/14	W	21-17	Houston	(49,361)
9/20	W	20-17	Miami	(50,277)*
9/28	W	38-23	at Boston (Boston College)	(19,069)
10/4	T	20-20	at Miami	(35,614)*
10/12	W	24-14	at Denver	(49,511)
10/19	W	50-21	Buffalo	(54,418)
10/26	W	24-12	at San Diego	(54,008)
11/2	L	17-31	at Cincinnati (Nippert)	(27,927)
11/9	W	41-10	Denver	(54,416)
11/16	W	21-16	San Diego	(54,372)
11/23	W	27-24	at Kansas City	(51,982)
11/30	W	27-14	at New York	(63,865)
12/7	W	37-17	Cincinnati	(54,427)
12/13	W	10-6	Kansas City	(54,443)
POST-SEASON GAMES (1-1)				
12/21	W	56-7	Houston (AFL Playoff)	(53,539)
1/4/70	L	7-17	Kansas City (AFL Championship)	(54,544)

1970 (8-4-2)

9/20	L	21-31	at Cincinnati	(56,616)
9/27	T	27-27	at San Diego	(42,109)
10/3	L	13-20	at Miami	(54,140)*
10/11	W	35-23	Denver	(54,436)
10/19	W	34-20	Washington	(54,471)*
10/25	W	31-14	Pittsburgh	(54,423)
11/1	T	17-17	at Kansas City	(51,334)
11/8	W	23-20	Cleveland	(54,463)
11/15	W	24-19	at Denver	(50,959)
11/22	W	20-17	San Diego	(54,594)
11/26	L	14-28	at Detroit	(56,597)
12/6	W	14-13	at New York Jets	(62,905)
12/12	W	20-6	Kansas City	(54,496)
12/20	L	7-38	San Francisco	(54,535)
POST-SEASON GAMES (1-1)				
12/27	W	21-14	Miami (AFC Playoff)	(54,401)
1/3/71	L	17-27	at Baltimore (AFC Championship)	(56,368)

1971 (8-4-2)

9/19	L	6-20	at New England (Schaefer)	(55,405)
9/26	W	34-0	at San Diego	(54,084)
10/4	W	34-20	at Cleveland	(84,285)*
10/10	W	27-16	at Denver	(51,200)
10/17	W	34-10	Philadelphia	(54,615)
10/24	W	31-27	Cincinnati	(54,699)
10/31	T	20-20	Kansas City	(54,715)
11/7	T	21-21	at New Orleans (Tulane)	(83,102)
11/14	W	41-21	Houston	(54,705)
11/21	W	34-33	San Diego	(54,681)
11/28	L	14-37	Baltimore	(54,689)
12/5	L	14-23	at Atlanta	(58,850)
12/12	L	14-16	at Kansas City (Municipal)	(51,215)
12/19	W	21-13	Denver	(54,651)

1972 (10-3-1)

9/17	L	28-34	at Pittsburgh	(50,141)
9/24	W	20-14	at Green Bay	(56,263)
10/1	T	17-17	San Diego	(53,455)
10/9	W	34-0	at Houston	(51,378)*
10/15	W	28-16	Buffalo	(53,501)
10/22	L	23-30	Denver	(53,551)
10/29	W	45-17	Los Angeles	(54,660)
11/5	L	14-27	at Kansas City (Arrowhead)	(82,094)
11/12	W	20-14	at Cincinnati	(59,485)
11/19	W	37-20	at Denver	(51,656)
11/26	W	26-3	Kansas City	(54,801)
12/3	W	21-19	at San Diego	(54,611)
12/11	W	24-16	New York Jets	(54,843)*
12/17	W	28-21	Chicago	(54,711)

POST-SEASON GAMES (0-1)

12/23	L	7-13	at Pittsburgh (AFC Playoff)	(50,350)
-------	---	------	-----------------------------	----------

1973 (9-4-1)

9/16	L	16-24	at Minnesota	(44,818)
9/23	W	12-7	Miami (Berkeley)	(74,121)
9/30	L	3-16	at Kansas City	(72,621)
10/7	W	17-10	at St. Louis	(49,051)
10/14	W	27-17	at San Diego	(50,672)
10/22	T	23-23	at Denver	(51,270)*
10/28	W	34-21	at Baltimore	(59,008)
11/4	W	42-0	New York Giants	(51,200)
11/11	L	9-17	Pittsburgh	(47,535)
11/18	L	3-7	Cleveland	(47,398)
11/25	W	31-3	San Diego	(40,195)
12/2	W	17-6	at Houston	(25,801)
12/8	W	37-7	Kansas City	(53,061)
12/16	W	21-17	Denver	(51,910)

POST-SEASON GAMES (1-1)

12/22	W	33-14	Pittsburgh (AFC Playoff)	(51,110)
12/30	L	10-27	at Miami (AFC Championship)	(75,105)

1974 (12-2)

9/16	L	20-21	at Buffalo	(80,020)*
9/22	W	27-7	Kansas City	(48,108)
9/29	W	17-0	at Pittsburgh	(48,304)
10/6	W	40-24	at Cleveland	(65,247)
10/13	W	14-10	at San Diego	(40,539)
10/20	W	30-27	Cincinnati	(51,821)
10/27	W	35-24	at San Francisco	(58,284)
11/3	W	28-17	at Denver	(45,946)
11/10	W	35-13	Detroit	(51,973)
11/17	W	17-10	San Diego	(50,178)
11/24	L	17-20	Denver	(51,224)
12/1	W	41-26	New England	(50,120)
12/8	W	7-6	at Kansas City	(60,577)
12/14	W	27-23	Dallas	(45,850)*

POST-SEASON GAMES (1-1)

12/21	W	28-26	Miami (AFC Playoff)	(52,817)
12/29	L	13-24	Pittsburgh (AFC Championship)	(53,515)

1975 (11-3)

9/22	W	31-21	at Miami	(78,774)*
9/28	W	31-20	at Baltimore	(41,023)
10/5	W	6-0	at San Diego	(34,147)
10/12	L	10-42	at Kansas City	(63,870)
10/19	L	10-14	at Cincinnati	(56,058)
10/26	W	25-0	San Diego	(53,791)
11/2	W	42-17	at Denver	(52,868)
11/9	W	48-10	New Orleans	(53,764)
11/16	W	38-17	Cleveland	(53,944)
11/23	W	26-23	at Washington (OT)	(55,004)
11/30	W	37-34	Atlanta (OT)	(53,804)
12/8	W	17-10	Denver	(54,037)*
12/14	L	26-27	Houston	(54,020)
12/21	W	28-20	Kansas City	(54,020)
POST SEASON GAMES (1-1)				
12/28	W	31-28	Cincinnati (AFC Playoff)	(53,994)
1/4/76	L	10-16	at Pittsburgh (AFC Championship)	(49,103)

1976 (13-1)

9/12	W	31-28	Pittsburgh	(52,718)
9/20	W	24-21	at Kansas City	(60,884)*
9/26	W	14-13	at Houston	(45,426)
10/3	L	17-48	at New England	(61,279)
10/10	W	27-17	at San Diego	(52,546)
10/17	W	17-10	at Denver	(64,431)
10/24	W	18-14	Green Bay	(53,751)
10/31	W	19-6	Denver	(53,805)
11/7	W	28-27	at Chicago	(57,359)
11/14	W	21-10	Kansas City	(53,795)
11/21	W	26-7	at Philadelphia	(65,990)
11/28	W	49-16	Tampa Bay	(53,249)
12/6	W	35-20	Cincinnati	(54,037)*
12/12	W	24-0	San Diego	(53,658)
POST SEASON GAMES (3-0)				
12/18	W	24-21	New England (AFC Playoff)	(54,037)
12/26	W	24-7	Pittsburgh (AFC Championship)	(53,821)
1/9/77	W	32-14	Minnesota (SUPER BOWL XI)	(103,424)

1977 (11-3)

9/18	W	24-0	San Diego	(52,960)
9/25	W	16-7	at Pittsburgh	(50,398)
10/3	W	37-28	at Kansas City	(63,393)*
10/9	W	26-10	at Cleveland	(81,503)
10/16	L	7-30	Denver	(54,598)
10/23	W	28-27	at New York Jets	(60,359)
10/30	W	24-14	at Denver	(75,086)
11/6	W	44-7	Seattle	(54,027)
11/13	W	34-29	Houston	(54,598)
11/20	L	7-12	at San Diego	(54,127)
11/28	W	34-13	Buffalo	(54,598)*
12/4	L	14-20	at Los Angeles	(71,039)
12/11	W	35-13	Minnesota	(54,598)
12/18	W	21-20	Kansas City	(54,499)
POST SEASON GAMES (1-1)				
12/24	W	37-31	at Baltimore (OT) (AFC Playoff)	(60,763)
1/1/78	L	17-20	at Denver (AFC Championship)	(74,982)

1978 (9-7)

9/3	L	6-14	at Denver	(75,092)
9/10	W	21-20	at San Diego	(52,469)
9/17	W	28-3	at Green Bay	(56,212)
9/24	L	14-21	New England	(53,500)*
10/1	W	25-19	at Chicago (OT)	(57,359)
10/8	W	21-17	Houston	(54,468)
10/15	W	28-6	Kansas City	(54,422)
10/22	L	7-27	at Seattle	(64,799)
10/29	L	23-27	San Diego	(54,599)
11/5	W	20-10	at Kansas City	(77,857)
11/13	W	34-21	at Cincinnati	(56,524)*
11/19	W	29-17	Detroit	(54,422)
11/26	L	16-17	Seattle	(54,599)
12/3	L	6-21	Denver	(54,616)*
12/10	L	6-23	at Miami	(75,419)
12/17	W	27-20	Minnesota	(54,599)

1979 (9-7)

9/2	W	24-17	at Los Angeles	(63,925)
9/9	L	10-30	at San Diego	(52,413)
9/16	L	10-27	at Seattle	(64,761)
9/23	L	7-35	at Kansas City	(69,308)
9/30	W	27-3	DENVER	(54,599)
10/8	W	13-3	MIAMI	(54,600)*
10/14	W	50-19	ATLANTA	(54,446)
10/21	L	19-28	at NY Jets	(60,372)
10/25	W	45-22	SAN DIEGO	(54,583)*
11/14	W	23-10	SAN FRANCISCO	(54,583)
11/11	L	17-31	at Houston	(53,383)
11/18	L	21-24	KANSAS CITY	(54,583)
11/25	W	14-10	at Denver	(75,103)
12/3	W	42-35	at New Orleans	(71,323)*
12/9	W	19-14	CLEVELAND	(54,583)
12/16	L	24-29	SEATTLE	(54,583)

1980 (11-5)

9/7	W	27-14	at Kansas City	(57,055)
9/14	L	24-30	at San Diego (OT)	(52,670)
9/21	W	24-21	WASHINGTON	(47,335)
9/28	L	7-24	at Buffalo	(80,020)
10/5	L	17-31	KANSAS CITY	(43,513)
10/12	W	38-24	SAN DIEGO	(49,009)
10/20	W	45-34	at Pittsburgh	(53,940)*
10/26	W	33-14	SEATTLE	(51,141)
11/2	W	16-10	MIAMI	(48,473)
11/9	W	28-17	CINCINNATI	(46,070)
11/17	W	19-17	at Seattle	(64,771)*
11/23	L	7-10	at Philadelphia	(71,522)
12/1	W	9-3	DENVER	(54,563)*
12/7	L	13-19	DALLAS	(54,578)
12/14	W	24-21	at Denver	(75,103)
12/21	W	33-17	at NY Giants	(76,734)

POST SEASON GAMES (4-0)

12/28	W	27-7	HOUSTON (AFC Wildcard Playoff)	(54,539)
1/4/81	W	14-12	at Cleveland (AFC Playoff)	(79,473)
1/11/81	W	34-27	at San Diego (AFC Championship)	(52,675)
1/25/81	W	27-10	Philadelphia (SUPER BOWL XV)	(75,500)

*Night games

OVERTIME GAME RESULTS

1975

11/23	W	26-23	at Washington	(55,004)
11/30	W	37-34	Atlanta	(53,804)

1977

12/24	W	37-31	at Baltimore (AFC Playoff)	(60,763)
-------	---	-------	----------------------------	----------

1978

10/1	W	25-19	at Chicago	(57,359)
------	---	-------	------------	----------

1980

9/14	L	24-30	at San Diego	(52,675)
------	---	-------	--------------	----------

ATTENDANCE SUMMARY

LEAGUE GAME RECORDS

At Oakland			Away		
74,121	Miami (at Cal)	1973	84,285	Cleveland	1971
54,999	Minnesota	1978	83,102	New Orleans	1971
54,843	New York Jets	1972	82,094	Kansas City	1972
54,801	Kansas City	1972	80,020	Buffalo	1974
54,715	Kansas City	1971	80,020	Buffalo	1980
NFL Teams in Oakland			Raiders in NFL Cities		
54,446	Atlanta	1979	58,850	Atlanta	1971
54,689	Baltimore	1971	59,008	Baltimore	1973
54,598	Buffalo	1977	80,020	Buffalo	1974, 1980
54,711	Chicago	1972	57,359	Chicago	1976, 1978
54,699	Cincinnati	1971	59,485	Cincinnati	1972
54,583	Cleveland	1979	84,285	Cleveland	1971
54,578	Dallas	1980	75,103	Denver	1979, 1980
54,651	Denver	1971	54,597	Detroit	1970
54,422	Detroit	1978	56,263	Green Bay	1972
53,751	Green Bay	1976	53,383	Houston	1979
54,705	Houston	1971	82,094	Kansas City	1972
54,801	Kansas City	1971	71,039	Los Angeles	1977
54,600	Los Angeles	1972	78,744	Miami	1975
74,121	Miami (at Cal)	1973	44,818	Minnesota	1973
54,599	Minnesota	1978	61,279	New England	1976
53,500	New England	1978	83,102	New Orleans	1971
53,764	New Orleans	1975	76,734	New York Giants	1980
51,200	New York Giants	1973	63,685	New York Jets	1969
54,843	New York Jets	1972	71,522	Philadelphia	1980
54,615	Philadelphia	1971	53,940	Pittsburgh	1980
54,423	Pittsburgh	1970	49,051	St. Louis	1973
54,681	San Diego	1971	54,611	San Diego	1972
54,583	San Francisco	1979	58,284	San Francisco	1974
54,599	Seattle	1978	64,799	Seattle	1978
53,249	Tampa Bay	1976	55,004	Washington	1975
54,471	Washington	1970			

TOTAL ATTENDANCE*

Year	Home	Away	Pre-Season	Games	Total
1960	69,122	108,190	48,543	19	225,855
1961	53,582	113,583	35,736	18	202,901
1962	76,953	119,562	49,053	19	245,568
1963	122,048	164,846	58,710	19	345,604
1964	128,156	182,126	60,152	19	370,434
1965	136,427	229,291	88,544	19	454,262
1966	253,508	229,970	107,093	18	590,571
1967	276,498	286,014	121,708	19	684,220
1968	328,705	287,066	209,469	19	825,180
1969	371,714	301,976	214,235	19	887,925
1970	381,418	377,670	333,790	20	1,092,878
1971	382,755	438,141	335,299	20	1,156,195
1972	379,522	405,628	351,940	20	1,137,090
1973	365,420	353,241	336,441	20	1,055,102
1974	349,274	398,917	256,888	20	1,005,079
1975	345,782	367,129	309,679	20	1,022,590
1976	375,013	407,915	254,139	20	1,137,067
1977	379,878	455,905	329,692	20	1,165,475
1978	435,223	515,731	220,127	20	1,171,081
1979	436,560	510,588	227,684	21	1,174,832
1980	394,682	531,815	186,393	20	1,112,890

AVERAGE ATTENDANCE (Home)*

Year	League Games	Pre-Season	Total Games	Overall Average
1960	9,875	9,261	9	9,738
1961	7,655	6,300	8	7,487
1962	10,942	17,053	8	11,751
1963	17,435	9,231	10	14,974
1964	18,308	10,681	9	16,613
1965	19,489	13,592	8	18,752
1966	36,215	(none)	7	36,215
1967	39,500	33,919	10	37,825
1968	46,958	45,038	9	46,531
1969	53,102	52,432	10	52,901
1970	54,488	53,306	10	54,134
1971	54,679	57,206	11	55,598
1972	54,217	55,778	10	54,686
1973	52,203	55,600	11	53,538
1974	49,896	45,966	11	48,467
1975	53,911	54,442	10	54,070
1976	53,573	52,497	10	53,250
1977	54,268	52,493	11	53,622
1978	54,403	53,356	10	54,193
1979	54,570	52,972	10	54,250
1980	49,335	41,440	10	47,756

*Playoff and championship games not included

RAIDER INDIVIDUAL RECORDS

SERVICE

Seasons Active

- 15 Jim Otto (1960-74)
- 14 Fred Biletnikoff (1965-78)
- 14 Gene Upshaw (1967-80)
- 13 Pete Banaszak (1966-78)
- 13 Art Shell (1968-80)

Games, Career

- 210 Jim Otto (1960-74)
- 202 Gene Upshaw (1967-80)
- 190 Fred Biletnikoff (1965-78)
- 183 Art Shell (1968-80)

Consecutive Seasons Active

- 15 Jim Otto (1960-74)
- 14 Fred Biletnikoff (1965-78)
- 14 Gene Upshaw (1967-80)
- 13 Pete Banaszak (1966-78)
- 13 Art Shell (1968-80)

Consecutive Games, Career

- 210 Jim Otto (1960-74)
- 202 Gene Upshaw (1967-80)
- 156 Art Shell (1968-78)

Consecutive Starts, Career

- 210 Jim Otto (1960-74)
- 202 Gene Upshaw (1967-80)

SCORING

CAREER

Most Points

- 863 George Blanda (1967-75), 395 PAT, 156 FG
- 462 Fred Biletnikoff (1965-78) 77 TD

Most Touchdowns

- 77 Fred Biletnikoff (1965-78)
- 57 Cliff Branch (1972-80)

Most Extra Points

- 395 George Blanda (1967-75)
- 118 Mike Mercer (1963-65)

Most Field Goals

- 156 George Blanda (1967-75)
- 36 Errol Mann (1976-78)

Most Field Goal Attempts

- 249 George Blanda (1967-75)
- 62 Mike Mercer (1963-65)

SEASON

Most Points

- 117 George Blanda (1968)
- 116 George Blanda (1967)

Most Touchdowns

- 16 Art Powell (1963)
- 16 Pete Banaszak (1975)

Most Extra Points

- 56 George Blanda (1967)
- 54 George Blanda (1968)

Most Field Goals

- 23 George Blanda (1973)
- 21 George Blanda (1968)

Most Field Goal Attempts

- 37 George Blanda (1969)
- 37 Chris Bahr (1980)

GAME

Most Points

- 24 Art Powell (12-22-63 vs. Houston)
- 18 Several players

Most Touchdowns

- 4 Art Powell (12-22-63 vs. Houston)
- 3 Several Players

Most Extra Points

- 7 Mike Mercer (10-22-63 vs. New York)
- 7 Mike Mercer (12-22-63 vs. Houston)
- 7 Errol Mann (11-28-76 vs. Tampa Bay)

Most Field Goals

- 4 Mike Mercer (11-7-65 at Houston)
- 4 George Blanda (12-10-67 at Houston)
- 4 George Blanda (12-8-68 vs. Denver)
- 4 George Blanda (9-23-73 vs. Miami)
- 4 Errol Mann (10-9-77 at Cleveland)
- 4 Errol Mann (10-1-78 at Chicago)
- 4 Jim Breech (12-9-79 vs. Cleveland)
- 4 Chris Bahr (10-26-80 vs. Seattle)

Longest Field Goal

- 54 George Fleming (10-2-61 vs. Denver)
- 52 George Blanda (11-8-70 vs. Cleveland)

PASSING

CAREER

Most Passes Attempted

- 2,481 Ken Stabler (1970-79)
- 2,248 Daryle Lamonica (1967-74)
- 1,640 Tom Flores (1960-66)

Most Touchdown Passes

- 150 Ken Stabler (1970-79)
- 148 Daryle Lamonica (1967-74)
- 92 Tom Flores (1960-66)

Most Passes Completed

1,486 Ken Stabler (1970-79)
 1,138 Daryle Lamonica (1967-74)
 810 Tom Flores (1960-66)

Most Yards Gained Passing

19,078 Ken Stabler (1970-79)
 16,655 Daryle Lamonica (1967-74)
 11,635 Tom Flores (1960-66)

SEASON**Most Passes Attempted**

498 Ken Stabler (1979)
 426 Daryle Lamonica (1969)

Most Passes Completed

304 Ken Stabler (1979)
 237 Ken Stabler (1978)

Most Yards Gained Passing

3,615 Ken Stabler (1979)
 3,302 Daryle Lamonica (1969)

Most Touchdown Passes

34 Daryle Lamonica (1969)
 30 Daryle Lamonica (1967)

Most Interceptions

30 Ken Stabler (1978)
 25 Daryle Lamonica (1969)

Best Percentage

66.7 Ken Stabler (1976)
 62.7 Ken Stabler (1973)

GAME**Most Passes Attempted**

52 Jim Plunkett (10-5-80
 vs. Kansas City)
 47 Ken Stabler (10-21-79 at N.Y.
 Jets)
 47 Ken Stabler (12-16-79 vs.
 Seattle)

Most Interceptions

143 Ken Stabler (1970-79)
 115 Daryle Lamonica (1967-74)
 83 Tom Flores (1960-66)

**Best Percentage
(200 or more attempts)**

59.9 Ken Stabler (1970-79)
 51.3 Jim Plunkett (1978-80)
 50.6 George Blanda (1967-75)
 50.6 Daryle Lamonica (1967-74)

Most Completions

31 Ken Stabler (12-16-79 vs.
 Seattle)
 29 Ken Stabler (10-21-79 at New
 York Jets)

Most Yards Gained Passing

427 Cotton Davidson (10-25-64)
 vs. Denver)
 407 Tom Flores (12-22-63 vs.
 Houston)

Most Touchdown Passes

6 Tom Flores (12-22-63 vs.
 Houston)
 6 Daryle Lamonica (10-19-69 vs.
 Buffalo)

Most Interceptions

7 Ken Stabler (10-16-77 vs.
 Denver)
 6 Cotton Davidson (11-1-64 at
 San Diego)

Best Percentage

91.7 Ken Stabler (12-21-75 vs.
 Kansas City)
 90.9 Ken Stabler (12-17-72 vs.
 Chicago)

Longest Pass Play

94 George Blanda to Warren
 Wells, TD (11-10-68 at
 Denver)
 93 Tom Flores to Dobie Craig, TD
 (10-20-63 vs. New York)

RUSHING**CAREER****Most Rushing Attempts**

1,436 Mark van Eeghen (1974-80)
 1,133 Clem Daniels (1961-67)
 963 Pete Banaszak (1966-78)

Most Touchdowns Rushing

47 Pete Banaszak (1966-77)
 33 Mark van Eeghen (1974-80)
 30 Clem Daniels (1961-67)

**Best Average Per Rush
(150 or more attempts)**

4.8 Marv Hubbard (1969-76)
 4.5 Clarence Davis (1971-78)
 4.5 Clem Daniels (1961-67)

Most Yards Rushing

5,757 Mark van Eeghen (1974-80)
 5,103 Clem Daniels (1961-67)
 4,399 Marv Hubbard (1969-76)

SEASON**Most Rushing Attempts**

324 Mark van Eeghen (1977)
 270 Mark van Eeghen (1978)
 233 Mark van Eeghen (1976)

Most Yards Rushing

1,273 Mark van Eeghen (1977)
 1,100 Marv Hubbard (1972)
 1,099 Clem Daniels (1963)

Most Touchdowns Rushing

16 Pete Banaszak (1975)
 9 Mark van Eeghen (1978)

Best Average Per Rush

6.0 Charlie Smith (1968)
 5.9 Clarence Davis (1971)

GAME

Most Rushing Attempts

- 36 Mark van Eeghen (10-23-77 at N Y Jets)
- 31 Mark van Eeghen (10-30-77 at Denver)
- 31 Clem Daniels (11-8-63 at Kansas City)

Most Touchdowns Rushing

- 3 Tony Teresa (11-4-60 vs. Boston)
- 3 Pete Banaszak (11-23-75 at Washington, 12-21-75 vs Kansas City)
- 3 Mark van Eeghen (10-14-79 vs. Atlanta)
- 3 Booker Russell (10-25-79 vs. San Diego)

Most Yards Rushing

- 200 Clem Daniels (10-20-63 vs New York)
- 187 Clem Daniels (12-9-62 at Houston)
- 187 Hewritt Dixon (9-29-68 at Houston)

Best Average Per Rush

- 13.0 Charlie Smith (12-8-68 vs. Denver)
- 11.8 Tony Teresa (11-30-60 vs. Buffalo)

Longest Run From Scrimmage

- 89 Kenny King (10-12-80 vs. San Diego)
- 87 Jack Larscheid (10-16-60 vs. Boston)

PASS RECEIVING

CAREER

Most Pass Receptions

- 589 Fred Biletnikoff (1965-78)
- 364 Cliff Branch (1972-80)
- 254 Art Powell (1963-66)

Most Yards Gained

- 8,974 Fred Biletnikoff (1965-78)
- 6,378 Cliff Branch (1972-80)
- 4,491 Art Powell (1963-66)

Most Touchdown Receptions

- 76 Fred Biletnikoff (1965-78)
- 57 Cliff Branch (1972-80)
- 50 Art Powell (1963-66)

Best Average Gain Per Catch (50 or more receptions)

- 23.3 Warren Wells (1967-70)
- 17.7 Art Powell (1963-66)
- 17.5 Cliff Branch (1972-80)

SEASON

Most Pass Receptions

- 76 Art Powell (1964)
- 73 Art Powell (1963)

Most Yards Gained

- 1,361 Art Powell (1964)
- 1,304 Art Powell (1963)

Most Touchdown Receptions

- 16 Art Powell (1963)
- 14 Warren Wells (1969)

Best Average Per Catch (14 or more receptions)

- 26.8 Warren Wells (1969)
- 24.2 Cliff Branch (1976)

GAME

Most Pass Receptions

- 12 Dave Casper (10-3-76 at New England)
- 11 Art Powell (10-8-65 at Boston)

Most Yards Gained

- 247 Art Powell (12-22-63 vs. Houston)
- 206 Art Powell (10-8-65 at Boston)

Most Touchdown Receptions

- 4 Art Powell (12-22-63 vs. Houston)
- 3 Art Powell (12-8-63 vs. San Diego)
- 3 Fred Biletnikoff (11-10-68 at Denver)
- 3 Warren Wells (12-7-69 vs. Cincinnati)
- 3 Warren Wells (10-11-70 vs. Denver)
- 3 Raymond Chester (10-25-70 vs. Pittsburgh)
- 3 Cliff Branch (11-30-75 vs. Atlanta)
- 3 Bob Chandler (10-26-80 vs. Seattle)

Best Average Gain Per Catch (3 or more receptions)

- 57.3 Clem Daniels (3 for 172) (9-15-63 vs. Buffalo)
- 38.7 Mike Siani (3 for 116) 10-22-73 at Denver)

PUNT RETURNS

CAREER

Most Punt Returns

- 168 Neal Colzie (1975-78)
- 148 George Atkinson (1968-77)

Best Average Per Return (20 or more returns)

- 12.6 Claude Gibson (1963-65)
- 11.9 Ron Smith (1974)

Most Yards Returned

- 1,747 Neal Colzie (1975-78)
- 1,247 George Atkinson (1968-77)

Most Touchdowns

- 3 Claude Gibson (1963-65)
- 3 George Atkinson (1968-77)

SEASON**Most Punt Returns**

- 48 Neal Colzie (1975)
- 48 Ira Matthews (1980)

Most Yards Returned

- 655 Neal Colzie (1975)
- 612 Rodger Bird (1967)

Most Touchdowns

- 2 Claude Gibson (1963)
- 2 George Atkinson (1968)

**Best Average Per Return
(14 or more returns)**

- 14.4 Claude Gibson (1964)
- 13.6 George Atkinson (1968)
- 13.6 Neal Colzie (1975)

GAME**Most Punt Returns**

- 9 Rodger Bird (9-10-67 vs. Denver)
- 8 Neal Colzie (10-5-75) at San Diego)

Most Yards Returned

- 205 George Atkinson (7-15-68 at Buffalo)
- 143 Rodger Bird (9-10-67 vs. Denver)

Most Touchdowns

- 1 Claude Gibson (11-3-63 vs. Kansas City)
- 1 Claude Gibson (12-22-63 vs. Houston)
- 1 Claude Gibson (9-12-65 vs. Kansas City)
- 1 George Atkinson (9-15-68 at Buffalo)
- 1 George Atkinson (10-13-68 vs. San Diego)
- 1 Alvin Wyatt (9-20-70 at Cincinnati)
- 1 George Atkinson (9-16-73 at Minnesota)

**Best Average Per Return
(3 or more returns)**

- 42.3 Neal Colzie (11-2-75 at Denver)
- 41.0 George Atkinson (9-15-68 at Buffalo)

Longest Punt Return

- 86 George Atkinson (9-15-68 at Buffalo)
- 85 Claude Gibson (11-3-63 vs. Kansas City)

KICKOFF RETURNS**CAREER****Most Kickoff Returns**

- 113 Bo Roberson (1962-65)
- 79 Clarence Davis (1971-78)

Most Yards Returned

- 2,791 Bo Roberson (1962-65)
- 2,140 Clarence Davis (1971-78)

Most Touchdowns

- 1 Bo Roberson (1962-65)
- 1 Jim Smith (1960)
- 1 Harold Hart (1974-75, 1978)
- 1 Ira Matthews (1979-80)
- 1 Arthur Whittington (1978-80)
- 1 Derrick Jensen (1979-80)

**Best Average Per Return
(20 or more returns)**

- 28.4 Jack Larscheid (1960-61)
- 27.1 Clarence Davis (1971-78)

SEASON**Most Kickoff Returns**

- 38 Bo Roberson (1963)
- 36 Bo Roberson (1964)

Most Yards Returned

- 975 Bo Roberson (1964)
- 873 Ira Matthews (1979)

Most Touchdowns

- 1 Jim Smith (1960)
- 1 Bo Roberson (1962)
- 1 Harold Hart (1975)
- 1 Ira Matthews (1979)
- 1 Arthur Whittington (1980)
- 1 Derrick Jensen (1980)

Best Average Per Return

- 30.5 Harold Hart (1975)
- 28.4 Jack Larscheid (1960)

GAME**Most Kickoff Returns**

- 7 Bo Roberson (10-27-63 at San Diego)
- 7 Bo Roberson (12-22-63 vs. Houston)

Most Yards Returned

- 180 Ira Matthews (10-25-79 vs. San Diego)
- 171 Bo Roberson (10-27-63 at San Diego)

Most Touchdowns

- 1 Jim Smith (10-9-60 at Dallas Texans)
- 1 Bo Roberson (9-30-62 vs. San Diego)
- 1 Harold Hart (9-22-75 at Miami)
- 1 Ira Matthews (10-25-79 vs. San Diego)

1 Arthur Whittington
(11-9-80 vs. Cincinnati)

1 Derrick Jensen
(12-21-80 at N.Y. Giants)

**Best Average Per Return
(3 or more returns)**

53.0 Harold Hart (9-22-75 at
Miami)

45.0 Ira Matthews (10-25-79 vs.
San Diego)

Longest Kickoff Return

104 Ira Matthews (10-25-79 vs.
San Diego)

102 Harold Hart (9-22-75 at Miami)

INTERCEPTIONS

CAREER

Most Interceptions

39 Willie Brown (1967-78)
30 George Atkinson (1968-77)

Most Yards Returned

636 Jack Tatum (1971-79)
624 Dave Grayson (1965-70)

Most Touchdowns

4 Dave Grayson (1965-70)
3 Dan Connors (1964-73)
3 Lester Hayes (1977-80)

SEASON

Most Interceptions

13 Lester Hayes (1980)
10 Tommy Morrow (1962)
10 Dave Grayson (1968)

Most Yards Returned

273 Lester Hayes (1980)
195 Dave Grayson (1968)

Most Touchdowns

2 Dave Grayson (1965)
2 Gus Otto (1965)
2 Warren Powers (1967)
2 Jimmy Warren (1971)
2 Lester Hayes (1979)

GAME

Most Interceptions

3 Tommy Morrow (9-7-63 at
Houston)
3 Dave Grayson (10-26-69 at
San Diego)
3 Willie Brown (10-29-72 vs. Los
Angeles)
3 George Atkinson (10-6-74 at
Cleveland)
3 Charles Phillips (12-8-75 vs.
Denver)

Most Yards Returned

96 Tommy Morrow (10-3-64 at
Buffalo)
91 Fred Williamson (9-30-62 vs.
San Diego)

Most Touchdowns

1 By 20 players

Longest Interception Return

91 Fred Williamson (9-30-62 vs.
San Diego)
82 Phil Villapiano (10-29-72 vs.
Los Angeles)

PUNTING

CAREER

Most Punts

558 Ray Guy (1973-80)
364 Mike Eischeid (1966-71)

Most Yards Punting

24,067 Ray Guy (1973-80)
15,380 Mike Eischeid (1966-71)

Best Average Per Punt

43.1 Ray Guy (1973-80)
42.3 Mike Eischeid (1966-71)

SEASON

Most Punts

81 Ray Guy (1978)
79 Mike Eischeid (1970)

Most Yards Punting

3,462 Ray Guy (1978)
3,364 Mike Eischeid (1967)

Best Average Per Punt

45.3 Ray Guy (1973)
44.3 Mike Eischeid (1967)

GAME

Most Punts

11 Wayne Crow (9-11-60 vs.
Houston)
11 Mike Mercer (9-12-63 vs.
Boston)
11 Mike Eischeid (11-20-66 at
Denver)
11 Ray Guy (11-18-73 vs.
Cleveland)

**Best Average Per Punt
(3 or more punts)**

55.3 Mike Mercer (9-19-65 vs. San
Diego)
54.8 Ray Guy (11-5-78 vs. Kansas
City)

Longest Punt

77 Wayne Crow (10-29-61 vs.
New York)
74 Ray Guy (10-30-77 at Denver)

RAIDER SUPERLATIVES

SEASON 1,000 YARDS RUSHING

Yards	Name	Year
1,273	Mark van Eeghen	1977
1,100	Marv Hubbard	1972
1,099	Clem Daniels	1963
1,080	Mark van Eeghen	1978
1,012	Mark van Eeghen	1976

1,000 YARDS RECEIVING

Yards	Name	Year
1,361	Art Powell	1964
1,304	Art Powell	1963
1,092	Cliff Branch	1974
1,037	Fred Biletnikoff	1968
1,026	Art Powell	1966

3,000 YARDS PASSING

Yards	Name	Year
3,615	Ken Stabler	1979
3,302	Daryle Lamonica	1969
3,245	Daryle Lamonica	1968
3,227	Daryle Lamonica	1967

SINGLE GAME 100 YARDS RUSHING

Yards	Name	Game
200	Clem Daniels	10-20-63 vs N.Y. Jets
187	Clem Daniels	12-9-62 at Houston
187	Hewritt Dixon	9-29-68 at Houston
167	Clem Daniels	10-25-64 vs Denver
164	Hewritt Dixon	10-19-70 vs Washington
158	Clem Daniels	12-22-63 vs Houston
151	Mark van Eeghen	9-17-78 at Green Bay
149	Larry Todd	11-7-65 at Houston
146	Charlie Smith	11-12-72 at Cincinnati
144	Clem Daniels	12-20-64 vs San Diego
143	Marv Hubbard	12-5-71 at Atlanta
143	Mark van Eeghen	10-23-77 at N.Y. Jets
143	Mark van Eeghen	11-28-77 vs Buffalo
141	Tony Teresa	11-13-60 vs Buffalo
138	Kenny King	10-12-80 vs San Diego
136	Kenny King	9-21-80 vs Washington
134	Art Whittington	11-5-78 at Kansas City
133	Mark van Eeghen	11-21-76 at Philadelphia
125	Marv Hubbard	9-24-72 at Green Bay
123	Pete Banaszak	10-26-69 at San Diego
122	Clem Daniels	11-3-63 vs Kansas City
122	Marv Hubbard	10-15-72 vs Buffalo
121	Marv Hubbard	12-2-73 at Houston
120	Clarence Davis	11-16-75 vs Cleveland
118	Charlie Smith	11-24-68 at Cincinnati
118	Marv Hubbard	12-11-72 vs N.Y. Jets
117	Marv Hubbard	10-27-74 at San Francisco
116	Clarence Davis	10-6-74 at Cleveland
116	Mark van Eeghen	10-3-77 at Kansas City
115	Clem Daniels	9-26-65 vs Houston
115	Marv Hubbard	12-8-73 vs Kansas City
115	Mark van Eeghen	12-21-80 at N.Y. Giants
114	Mark van Eeghen	10-9-77 at Cleveland
113	Clem Daniels	10-8-65 at Boston
112	Mark van Eeghen	12-11-77 vs Minnesota
111	Marv Hubbard	11-10-74 vs Detroit
107	Wayne Crow	10-1-61 vs Denver
107	Marv Hubbard	11-3-74 at Denver
106	Hewritt Dixon	10-25-70 vs Pittsburgh
105	Clarence Davis	10-30-77 at Denver
104	Clem Daniels	11-15-64 vs Houston
104	Clem Daniels	12-12-65 vs N.Y. Jets
104	Clem Daniels	10-23-66 at N.Y. Jets
104	Clem Daniels	11-13-66 at San Diego
104	Hewritt Dixon	9-15-68 at Buffalo
103	Clem Daniels	12-5-65 vs Denver
103	Marv Hubbard	10-4-71 at Cleveland
102	Clarence Davis	10-3-77 at Kansas City
101	Clem Daniels	9-9-62 vs N.Y. Titans
101	Charlie Smith	11-19-72 at Denver
100	Clarence Davis	11-6-77 vs Seattle
100	Booker Russell	11-25-79 at Denver

100 YARDS RECEIVING

Yards	Name	Game
247	Art Powell	12-22-63 vs Houston
206	Art Powell	10-8-65 at Boston
198	Warren Wells	10-11-70 vs Denver
181	Art Powell	9-7-63 at Houston
172	Clem Daniels	9-15-63 vs Buffalo
167	Cliff Branch	10-10-76 at San Diego
163	Warren Wells	12-8-68 vs Denver
163	Cliff Branch	11-7-76 at Chicago
158	Fred Biletnikoff	11-23-67 at Kansas City
156	Cliff Branch	9-16-79 at Seattle
155	Cliff Branch	11-30-75 vs Atlanta
155	Dick Dorsey	12-2-62 at San Diego
152	Warren Wells	11-30-69 at N.Y. Jets
152	Art Powell	10-25-64 vs Denver
150	Art Powell	9-22-63 vs Boston
148	Fred Biletnikoff	10-17-71 vs Philadelphia
144	Fred Biletnikoff	11-3-68 vs Kansas City
143	Art Powell	11-29-64 at Denver
141	Art Powell	10-10-64 at N.Y. Jets
138	Cliff Branch	12-1-74 vs New England
137	Fred Biletnikoff	11-24-68 at Cincinnati
136	Warren Wells	11-2-69 at Cincinnati
136	Dave Casper	10-3-76 at New England
135	Art Powell	9-13-64 vs Boston
135	Cliff Branch	10-24-76 vs Green Bay
133	Art Powell	9-18-66 vs Kansas City
133	Warren Wells	11-24-68 at Cincinnati
132	Art Powell	12-8-63 vs San Diego
132	Fred Biletnikoff	9-20-69 vs Miami
132	Cliff Branch	9-23-75 at Baltimore
129	Hewritt Dixon	10-16-66 at Kansas City
128	Fred Biletnikoff	10-31-71 vs Kansas City
127	Art Powell	12-15-63 vs Houston
127	Warren Wells	9-27-70 at San Diego
126	Cliff Branch	12-3-79 at New Orleans
125	Warren Wells	11-3-68 vs Kansas City
125	Cliff Branch	11-17-74 vs San Diego
125	Cliff Branch	11-23-80 at Philadelphia
124	Cliff Branch	10-13-74 at San Diego
124	Dave Casper	9-12-76 vs Pittsburgh
123	Charles Hardy	12-4-60 vs Los Angeles Chargers
123	Cliff Branch	10-20-80 at Pittsburgh
121	Art Powell	10-16-64 at Boston
121	Fred Biletnikoff	11-24-74 vs Denver
119	Fred Biletnikoff	10-4-69 at Miami
118	Fred Biletnikoff	10-24-65 vs Boston
118	Warren Wells	10-27-68 vs Cincinnati
116	Tony Teresa	9-11-60 vs Houston
116	Art Powell	12-12-65 vs New York Jets
116	Art Powell	11-24-66 vs Buffalo
116	Fred Biletnikoff	10-22-73 at Denver
116	Mike Siani	10-22-73 at Denver
115	Bo Roberson	10-16-64 at Boston
115	Fred Biletnikoff	11-22-70 vs San Diego
115	Cliff Branch	11-13-77 vs Houston
114	Billy Cannon	9-17-67 vs Boston
114	Fred Biletnikoff	11-5-72 at Kansas City
113	Warren Wells	12-15-68 at San Diego
113	Fred Biletnikoff	9-20-70 at Cincinnati
113	Fred Biletnikoff	11-23-75 at Washington
112	Clem Daniels	10-30-66 at Boston
112	Cliff Branch	12-6-76 vs Cincinnati
112	Dave Casper	11-5-78 at Kansas City
111	Mike Siani	9-17-72 at Pittsburgh
111	Mike Siani	9-16-73 at Minnesota
110	Billy Cannon	10-10-64 at New York Jets
110	Fred Biletnikoff	12-17-67 vs New York Jets
110	Fred Biletnikoff	11-9-69 vs Denver
110	Raymond Chester	10-19-70 vs Washington
110	Cliff Branch	11-28-76 vs Tampa Bay
109	Hewritt Dixon	11-25-64 vs Denver
109	Clem Daniels	11-7-65 at Houston
109	Art Powell	10-23-66 at New York Jets
109	Billy Cannon	11-20-66 at Denver
109	Art Powell	12-11-66 vs Denver
109	Fred Biletnikoff	10-22-67 at Boston
109	Fred Biletnikoff	11-17-68 vs New York Jets
109	Fred Biletnikoff	11-26-70 at Detroit
109	Cliff Branch	9-16-79 at Seattle
108	Cliff Branch	11-3-74 at Denver
108	Mark van Eeghen	10-21-79 at New York Jets
107	Bo Roberson	11-11-62 vs Houston
107	Fred Biletnikoff	10-6-68 vs Boston
107	Raymond Chester	10-25-70 vs Pittsburgh
107	Morris Bradshaw	9-10-78 at San Diego
106	Warren Wells	9-21-68 at Miami
105	Jack Larscheid	9-11-60 vs Houston
105	Warren Wells	11-16-69 vs San Diego
105	Fred Biletnikoff	11-11-73 vs Pittsburgh
104	Art Powell	9-2-66 at Miami
104	Dave Casper	10-10-76 at San Diego
103	Cliff Branch	10-31-76 vs Denver
102	Warren Wells	12-7-69 vs Cincinnati
102	Cliff Branch	11-10-74 vs Detroit
101	Clem Daniels	10-29-67 vs San Diego
101	Warren Wells	10-19-69 vs Buffalo
101	Dave Casper	10-3-77 at Kansas City
100	Dave Casper	9-10-78 at San Diego

300 YARDS PASSING

Yards	Name	Game
419	Cotton Davidson	10-25-64 vs Denver
407	Tom Flores	12-22-63 vs Houston
368	Daryle Lamonica	10-27-68 at Cincinnati
364	Daryle Lamonica	10-11-70 vs Denver
360	Ken Stabler	10-21-79 at N.Y. Jets
358	Cotton Davidson	11-22-64 vs N.Y. Jets
354	Daryle Lamonica	12-8-68 vs Denver
349	Daryle Lamonica	12-3-67 at San Diego
344	Daryle Lamonica	9-21-68 at Miami
343	Ken Stabler	9-16-79 at Seattle
342	Ken Stabler	9-12-76 vs Pittsburgh
342	Ken Stabler	12-16-79 vs. Seattle
339	Ken Stabler	10-10-76 at San Diego
337	Cotton Davidson	10-16-64 vs Boston
336	Daryle Lamonica	12-17-67 vs N.Y. Jets
333	Daryle Lamonica	11-30-69 at N.Y. Jets
317	Dan Pastorini	9-7-80 at Kansas City
316	Daryle Lamonica	10-29-67 vs San Diego
315	Cotton Davidson	9-15-63 vs Buffalo
313	Daryle Lamonica	10-19-69 vs Buffalo
313	Ken Stabler	10-22-73 at Denver
311	Daryle Lamonica	11-17-68 vs N.Y. Jets
307	Ken Stabler	9-10-78 at San Diego
304	Ken Stabler	10-28-73 at Baltimore
301	Tom Flores	10-16-66 at Kansas City

CAREER TOTAL

100-YARD RUSHING GAMES

No.	Name	Years
14	Clem Daniels	1961-1967
10	Marv Hubbard	1969-1975
8	Mark van Eeghen	1974-1980
5	Clarence Davis	1971-1978
4	Hewritt Dixon	1966-1970
3	Charlie Smith	1968-1974
2	Kenny King	1980
1	Pete Banaszak	1966-1978
1	Wayne Crow	1960-1961
1	Tony Teresa	1960
1	Larry Todd	1965-1970
1	Art Whittington	1978-1980
1	Booker Russell	1978-1979
52	By 13 Backs	

100-YARD RECEIVING GAMES

No.	Name	Year
21	Fred Biletnikoff	1965-1978
19	Cliff Branch	1972-1980
17	Art Powell	1963-1966
13	Warren Wells	1967-1970
6	Dave Casper	1974-1980
4	Clem Daniels	1961-1967
3	Billy Cannon	1964-1969
3	Mike Siani	1972-1977
2	Raymond Chester	1970-72, 1978-80
2	Hewritt Dixon	1966-1970
2	Bo Roberson	1962-1965
1	Morris Bradshaw	1974-1980
1	Dick Dorsey	1962
1	Charles Hardy	1960-1962
1	Jack Larscheid	1960-1961
1	Tony Teresa	1960
1	Mark van Eeghen	1974-1980
98	By 17 Receivers	

300-YARD PASSING GAMES

No.	Name	Year
10	Daryle Lamonica	1967-1974
8	Ken Stabler	1970-1979
4	Cotton Davidson	1962-1969
2	Tom Flores	1960-1966
1	Dan Pastorini	1980
25	By 5 Passers	

RAIDER 40 POINT GAMES

52	vs Houston Oilers	12-22-62
51	vs Denver Broncos	9-10-67
51	vs San Diego Chargers	10-29-67
50	vs Buffalo Bills	10-19-69
50	vs Atlanta Falcons	10-14-79
49	vs New York Jets	10-20-63
49	vs Tampa Bay Buccaneers	11-28-76
48	vs Denver Broncos	12-17-60
48	at Boston Patriots	10-22-67
48	at Buffalo Bills	9-15-68
48	vs New Orleans Saints	11- 9-75
47	at Miami Dolphins	9-21-68
45	vs Los Angeles Rams	10-29-72
45	vs San Diego Chargers	10-25-79
45	at Pittsburgh Steelers	10-20-80
44	at Kansas City Chiefs	11-23-67
44	vs Seattle Seahawks	11- 6-77
43	at Boston Patriots	10-16-64
43	at Denver Broncos	11-10-68
43	vs New York Jets	11-17-68
42	vs New York Giants	11- 4-73
42	at Denver Broncos	11- 2-75
42	at New Orleans Saints	12- 3-79
41	vs San Diego Chargers	12- 8-63
41	at San Diego Chargers	11-13-66
41	at San Diego Chargers	12- 3-67
41	vs Boston Patriots	10- 6-68
41	vs Denver Broncos	11- 9-69
41	vs Houston Oilers	11-14-71
41	vs New England Patriots	12- 1-74
40	vs Denver Broncos	10-25-64
40	at Cleveland Browns	10- 6-74

MONDAY NIGHT WIN-LOSS RECORDS

AFC	Total	NFC	Total
Baltimore Colts	8-4	Atlanta Falcons	4-6
Buffalo Bills	2-5	Chicago Bears	4-8
Cincinnati Bengals	3-6	Dallas Cowboys	8-9
Cleveland Browns	6-3	Detroit Lions	4-4-1
Denver Broncos	3-8-1	Green Bay Packers	4-6-1
Houston Oilers	6-4	Los Angeles Rams	8-10
Kansas City Chiefs	7-3	Minnesota Vikings	8-6
Miami Dolphins	13-6	New Orleans Saints	0-5
New England Patriots	2-9	New York Giants	2-6
New York Jets	2-8	Philadelphia Eagles	4-4
Oakland Raiders	16-1-1	St. Louis Cardinals	4-5
Pittsburgh Steelers	10-7	San Francisco 49ers	3-7
San Diego Chargers	5-2	Tampa Bay	0-1
Seattle Seahawks	2-1	Washington Redskins	12-6

RAIDER TEAM RECORDS

SEASON

Most Points Scored 468 (1967)	Best Passing Percentage 64.3 (1976)
Fewest Points Scored 213 (1962)	Most Passes Had Intercepted 33 (1964)
Most Points Allowed 458 (1961)	Most Touchdowns, Passing 36 (1969)
Fewest Points Allowed 175 (1973)	Most First Downs, Passing 191 (1979)
Most Shutouts 2 (1975)	Most Passes Intercepted 35 (1963, 1975, 1980)
Most Shutouts Against 2 (1961)	Most Yards, Interceptions 501 (1980)
Most Plays 1,049 (1978)	Most Quarterback Tackles 67 (1967)
Most Total Yards 5,696 (1969)	Most Punt Returns 58 (1975)
Most First Downs 321 (1979)	Most Yards, Punt Returns 688 (1975)
Most Touchdowns 58 (1967)	Most Kickoff Returns 68 (1961)
Most Extra Points 58 (1967)	Most Yards, Kickoff Returns 1,525 (1964)
Most Field Goals 23 (1973)	Most Touchdowns, Returns 8 (1968)
Most Touchdowns, Rushing 28 (1975)	Most Fumbles 41 (1960)
Most Rushing Attempts 681 (1977)	Most Fumbles Lost 21 (1968)
Most Yards Rushing 2,627 (1977)	Most Penalties 116 (1979)
Best Average Rushing 4.6 (1968, 1972, 1973)	Most Yards Penalized 1,274 (1969)
Most First Downs, Rushing 159 (1975)	Most First Downs, Penalty 30 (1972)
Most Passes Attempted 521 (1964)	Most Punts 83 (1962, 1978)
Most Passes Completed 311 (1979)	Highest Punting Average 45.3 (1973)
Most Yards Passing 3,704 (1979)	

GAME

Most Points Scored 52 vs. Houston (12-22-63)	Most First Downs Passing 20 vs. Seattle (12-16-79)
Most Points, Opponent 55 at Houston (9-9-61)	Most Passes Intercepted 6 at Houston (9-7-63)
Most Touchdowns 7 vs. NY Jets (10-20-63)	6 vs. Los Angeles (10-29-72)
7 vs. Houston (12-22-63)	Most Yards, Interceptions 143 vs. Houston (11-14-71)
7 vs. Tampa Bay (11-28-76)	Most First Downs 34 vs. New Orleans (11-9-75)
Most Field Goals 4 at Houston (11-7-65)	Most First Downs, Penalty 6 vs. NY Jets (10-20-63)
4 at Houston (12-10-67)	6 at Denver (10-12-69)
4 vs. Denver (12-8-68)	Most Penalties 17 at Houston (9-7-63)
4 vs. Miami (9-23-73)	Most Yards Penalized 180 at San Diego (10-26-69)
4 at Cleveland (10-9-77)	Most Punts 11 vs. Houston (9-11-60)
4 at Chicago (10-1-78)	11 vs. Boston (9-22-63)
4 vs. Cleveland (12-9-79)	11 at Denver (11-20-66)
4 vs. Seattle (10-26-80)	11 vs. Cleveland (11-18-73)
Most Plays 97 vs. Atlanta (11-30-75)	Most Yards Punting 491 vs. Cleveland (11-18-73)
Most Total Yards 637 vs. Denver (10-25-64)	Best Punting Average 55.3 vs. San Diego (9-19-65)
Most Rushing Attempts 64 vs. Buffalo (11-28-77)	Most Yards, Rushing, Opponent 296 at New England (10-3-76)
Most Yards Rushing 348 at Green Bay (9-17-78)	Fewest Yards Rushing, Opponent 13 vs. Denver (10-22-72)
Most Touchdowns, Rushing 4 vs. Denver (12-17-60)	Most Yards Passing, Opponent 448 at Denver (12-14-80)
4 vs. Tampa Bay (11-28-76)	Fewest Yards Passing, Opponent —22 at San Diego (10-5-75)
4 vs. San Diego (10-25-79)	Most Total Yards, Opponent 539 vs. San Diego (11-27-60)
Most First Downs, Rushing 21 at Green Bay (9-17-78)	Fewest Total Yards, Opponent 89 at Houston (10-9-72)
Best Rushing Average 7.8 at Houston (12-9-62)	Touchdowns Passing, Opponent 5 vs. Houston (12-22-63)
Most Passing Attempts 60 vs. Kansas City (10-5-80)	Touchdowns Rushing, Opponent 5 vs. San Diego (11-27-60)
Most Pass Completions 31 vs. Seattle (12-16-79)	Most Quarterback Tackles 11 at Buffalo (10-15-67)
Most Passing Yards 469 vs. Kansas City (11-3-68)	11 at Denver (11-5-67)
Most Touchdowns Passing 6 vs. Houston (12-22-63)	
6 vs. Buffalo (10-19-69)	
Best Passing Percentage 86.2 at Baltimore (10-28-73)	
Most Passes Had Intercepted 7 vs. Denver (10-16-77)	

POST-SEASON RESULTS

12/31/67	W	40-7	Houston (AFL Championship)	(53,330)
1/14/68	L	14-33	Green Bay (Super Bowl II at Miami)	(75,546)
12/22/68	W	41-6	Kansas City (AFL Playoff)	(53,357)
12/29/68	L	23-27	at New York Jets (AFL Championship)	(62,267)
12/21/69	W	56-7	Houston (AFL Playoff)	(53,539)
1/4/70	L	7-17	Kansas City (AFL Championship)	(54,544)
12/27/70	W	21-14	Miami (AFC Playoff)	(54,401)
1/3/71	L	12-27	at Baltimore (AFC Championship)	(56,368)
12/23/72	L	7-13	at Pittsburgh (AFC Playoff)	(50,350)
12/22/73	W	33-14	Pittsburgh (AFC Playoff)	(51,110)
12/30/73	L	10-27	At Miami (AFC Championship)	(75,105)
12/21/74	W	28-26	Miami (AFC Playoff)	(52,817)
12/29/74	L	13-24	Pittsburgh (AFC Championship)	(53,515)
12/28/75	W	31-28	Cincinnati (AFC Playoff)	(53,994)
1/4/76	L	10-16	at Pittsburgh (AFC Championship)	(49,103)
12/18/76	W	24-21	New England (AFC Playoff)	(54,037)
12/26/76	W	24-7	Pittsburgh (AFC Championship)	(53,821)
1/9/77	W	32-14	Minnesota (Super Bowl XI at Pasadena)	(103,424)
12/24/77	W	37-31	at Baltimore (OT) (AFC Playoff)	(60,763)
1/1/78	L	17-20	at Denver (AFC Championship)	(74,982)
12/28/80	W	27-7	Houston (AFC Wild Card Playoff)	(52,762)
1/4/81	W	14-12	at Cleveland (AFC Playoff)	(77,655)
1/11/81	W	34-27	at San Diego (AFC Championship)	(52,428)
1/25/81	W	27-10	Philadelphia (Super Bowl XV at New Orleans)	(75,500)

POST-SEASON INDIVIDUAL RECORDS

SCORING

CAREER

Most Points

- 99 George Blanda (1967-75) 42 PAT, 19 FG
- 60 Fred Biletnikoff (1965-78) 10 TD

Most Touchdowns

- 10 Fred Biletnikoff (1965-78)
- 7 Dave Casper (1974-80)

Most Extra Points

- 42 George Blanda (1967-75)
- 14 Errol Mann (1976-78)

Most Field Goals

- 19 George Blanda (1967-75)
- 6 Errol Mann (1976-78)
- 6 Chris Bahr (1980)

Most Field Goal Attempts

- 33 George Blanda (1967-75)
- 9 Errol Mann (1976-78)

GAME

Most Points

- 18 Fred Biletnikoff (12-22-68 vs. Kansas City)
- 18 Dave Casper (12-24-77 at Baltimore (OT))

Most Touchdowns

- 3 Fred Biletnikoff (12-22-68 vs. Kansas City)
- 3 Dave Casper (12-24-77 at Baltimore (OT))

Most Extra Points

- 8 George Blanda (12-21-69 vs. Houston)
- 5 George Blanda (12-22-68 vs. Kansas City)

Most Field Goals

- 4 George Blanda (12-31-67 vs. Houston)
- 4 George Blanda (12-22-73 vs. Pittsburgh)

Longest Field Goal

- 48 George Blanda (1-3-71 at Baltimore)
- 47 Chris Bahr (12-28-80 vs. Houston)

PASSING

CAREER

Most Passes Attempted

- 325 Ken Stabler (1970-79)
- 238 Daryle Lamonica (1967-74)
- 92 Jim Plunkett (1978-80)

Most Passes Completed

- 188 Ken Stabler (1970-79)
- 107 Daryle Lamonica (1967-74)
- 49 Jim Plunkett (1978-80)

Most Yards Gained Passing

- 2,398 Ken Stabler (1970-79)
- 1,748 Daryle Lamonica (1967-74)
- 829 Jim Plunkett (1978-80)

Most Touchdown Passes

- 19 Ken Stabler (1970-79)
- 18 Daryle Lamonica (1967-74)
- 7 Jim Plunkett (1978-80)

Most Interceptions

- 11 Ken Stabler (1970-79)
- 7 Daryle Lamonica (1967-74)
- 6 George Blanda (1967-75)

Best Percentage (90 or more attempts)

- 57.8 Ken Stabler (1970-79)
- 55.3 Jim Plunkett (1978-80)
- 44.9 Daryle Lamonica (1967-74)

GAME**Most Passes Attempted**

- 47 Daryle Lamonica (12-29-68 at New York Jets)
- 42 Ken Stabler (1-4-76 vs. Pittsburgh)

Most Passes Completed

- 21 Ken Stabler (12-24-77 at Baltimore (OT))
- 20 Daryle Lamonica (12-29-68 at New York Jets)
- 20 Ken Stabler (12-21-74 vs. Miami)

Most Yards Gained Passing

- 401 Daryle Lamonica (12-29-68 at New York Jets)
- 347 Daryle Lamonica (12-22-68 vs. Kansas City)

Most Touchdown Passes

- 6 Daryle Lamonica (12-21-69 vs. Houston)
- 5 Daryle Lamonica (12-22-68 vs. Kansas City)

Most Interceptions

- 3 George Blanda (1-3-71 at Baltimore)
- 3 Daryle Lamonica (1-4-70 vs. Kansas City)
- 3 Ken Stabler (12-29-74 vs. Pittsburgh)

Best Percentage

- 82.4 Ken Stabler (12-22-73 vs. Pittsburgh)
- 76.5 Daryle Lamonica (12-21-69 vs. Houston)

Longest Pass Play

- 82 Daryle Lamonica to Rod Sherman TD (12-27-70 vs. Miami)
- 80 Jim Plunkett to Kenny King TD (1-25-81 vs. New Orleans)

RUSHING**CAREER****Most Rushing Attempts**

- 163 Mark van Eeghen (1974-80)
- 128 Clarence Davis (1971-78)
- 115 Pete Banaszak (1966-78)

Most Yards Rushing

- 579 Mark van Eeghen (1974-80)
- 506 Clarence Davis (1971-78)
- 427 Pete Banaszak (1966-78)

Most Touchdowns Rushing

- 5 Pete Banaszak (1966-78)
- 4 Mark van Eeghen (1974-80)
- 3 Marv Hubbard (1969-76)

Best Average Per Rush (100 or more attempts)

- 3.9 Clarence Davis (1971-78)
- 3.7 Pete Banaszak (1966-78)
- 3.5 Mark van Eeghen (1974-80)

GAME**Most Rushing Attempts**

- 22 Mark van Eeghen (12-26-76 vs. Pittsburgh)
- 21 Hewitt Dixon (12-31-67 vs. Houston)

Most Yards Rushing

- 144 Hewitt Dixon (12-31-67 vs. Houston)
- 137 Clarence Davis (1-9-77 vs. Minnesota)

Most Touchdowns Rushing

- 2 Marv Hubbard (12-22-73 vs. Pittsburgh)
- 2 Pete Banaszak (1-9-77 vs. Minnesota)
- 2 Mark van Eeghen (1-4-81 at Cleveland)

Best Average Per Rush

- 8.6 Clarence Davis (1-9-77 vs. Minnesota)
- 6.9 Hewitt Dixon (12-31-67 vs. Houston)

Longest Run From Scrimmage

- 69 Hewitt Dixon (12-31-67 vs. Houston)
- 35 Clarence Davis (1-9-77 vs. Minnesota)

PASS RECEIVING

CAREER	GAME
--------	------

Most Pass Receptions

70 Fred Biletnikoff (1975-78)
 49 Cliff Branch (1972-80)
 34 Charlie Smith (1968-74)

Most Yards Gained

1,167 Fred Biletnikoff (1965-78)
 894 Cliff Branch (1972-80)
 367 Charlie Smith (1968-74)

Most Touchdown Receptions

10 Fred Biletnikoff (1965-78)
 7 Dave Casper (1974-80)
 4 Cliff Branch (1972-80)

Best Average Gain Per Catch (15 or more receptions)

18.2 Cliff Branch (1974-80)
 17.1 Raymond Chester (1970-72,
 78-80)
 16.7 Fred Biletnikoff (1965-78)

Most Pass Receptions

9 Fred Biletnikoff (12-18-76 vs.
 New England)
 9 Cliff Branch (12-29-74 vs.
 Pittsburgh)

Most Yards Gained

190 Fred Biletnikoff (12-29-68 at
 New York Jets)
 186 Cliff Branch (12-29-74 vs.
 Pittsburgh)

Most Touchdown Receptions

3 Fred Biletnikoff (12-22-68 vs.
 Kansas City)
 3 Dave Casper (12-24-77 vs.
 Baltimore (OT))

Best Average Gain Per Catch (3 or more receptions)

27.1 Fred Biletnikoff (12-29-68 at
 New York Jets)
 26.0 Cliff Branch (1-11-81 at San
 Diego)

PUNT RETURNS

CAREER

Most Punt Returns

18 Neal Colzie (1975-78)
 13 George Atkinson (1968-77)

Most Yards Returned

221 Neal Colzie (1975-78)
 96 Rodger Bird (1967-71)

Most Touchdowns

None

Best Average Per Return (10 or more returns)

12.3 Neal Colzie (1975-78)
 8.0 Rodger Bird (1967-71)

GAME

Most Punt Returns

5 Rodger Bird (12-31-67 vs.
 Houston)
 5 Neal Colzie (12-24-77 vs.
 Baltimore (OT))

Most Yards Returned

64 Neal Colzie (12-28-75 vs.
 Cincinnati)
 53 Neal Colzie (12-18-76 vs. New
 England)

Most Touchdowns

None

Best Average Per Return (3 or more returns)

17.7 Neal Colzie (12-18-76 vs. New
 England)
 16.0 Neal Colzie (12-28-75 vs.
 Cincinnati)

Longest Punt Return

37 George Atkinson (12-23-72 at
 Pittsburgh)
 25 Neal Colzie (1-9-77 vs.
 Minnesota)

KICKOFF RETURNS

CAREER

Most Kickoff Returns

16 Carl Garrett (1976-77)
 16 Clarence Davis (1972-78)

Most Yards Returned

481 Carl Garrett (1976-77)
 343 Clarence Davis (1971-78)

Most Touchdowns

None

Best Average Per Return (10 or more returns)

30.0 Carl Garrett (1977-78)
 27.9 George Atkinson (1968-77)

GAME

Most Kickoff Returns

5 Carl Garrett (12-24-77 at
 Baltimore (OT))
 4 By Several Players

Most Yards Returned

- 169 Carl Garrett (12-24-77 at Baltimore (OT))
- 119 Carl Garrett (12-18-76 vs. New England)

Most Touchdowns

None

**Best Average Per Return
(3 or more returns)**

- 37.0 Carl Garrett (1-1-78 at Denver)
- 33.8 Carl Garrett (12-24-77 at Baltimore (OT))

Longest Kickoff Return

- 62 Carl Garrett (1-1-78 at Denver)
- 52 George Atkinson (1-4-70 vs. Kansas City)

INTERCEPTIONS**CAREER****Most Interceptions**

- 7 Willie Brown (1967-78)
- 5 Lester Hayes (1977-80)

Most Yards Returned

- 196 Willie Brown (1967-78)
- 98 George Atkinson (1968-77)

Most Touchdowns

- 3 Willie Brown (1967-78)
- 1 George Atkinson (1968-77)
- 1 Lester Hayes (1977-80)

GAME**Most Interceptions**

- 3 Rod Martin (1-25-81 vs. Philadelphia)
- 2 Jack Tatum (1-4-76 vs. Pittsburgh)
- 2 Lester Hayes (1-28-80 vs. Houston)
- 2 Lester Hayes (1-4-81 at Cleveland)

Most Yards Returned

- 75 Willie Brown (1-9-77 vs. Minnesota)
- 57 George Atkinson (12-21-69 vs. Houston)

Most Touchdowns

- 1 George Atkinson (12-21-69 vs. Houston)
- 1 Willie Brown (12-27-70 vs. Miami)
- 1 Willie Brown (12-22-73 vs. Pittsburgh)
- 1 Willie Brown (1-9-77 vs. Minnesota)
- 1 Lester Hayes (12-28-80 vs. Houston)

Longest Interception Return

- 75 Willie Brown (1-9-77 vs. Minnesota)
- 57 George Atkinson (12-21-69 vs. Houston)

PUNTING**CAREER****Most Punts**

- 79 Ray Guy (1973-80)
- 42 Mike Eischeid (1966-71)

Most Yards Punting

- 3,405 Ray Guy (1973-80)
- 1,797 Mike Eischeid (1966-71)

Best Average Per Punt

- 43.1 Ray Guy (1973-80)
- 42.8 Mike Eischeid (1966-71)

GAME**Most Punts**

- 9 Ray Guy (12-28-80 vs. Houston)
- 9 Ray Guy (1-4-81 at Cleveland)

Most Yards Punting

- 460 Ray Guy (12-28-80 vs. Houston)
- 374 Ray Guy (12-24-77 at Baltimore (OT))

**Best Average Per Punt
(3 or more punts)**

- 56.0 Ray Guy (1-11-81 at San Diego)
- 51.0 Ray Guy (12-28-80 vs. Houston)

Longest Punt

- 71 Ray Guy (1-11-81 at San Diego)
- 66 Ray Guy (12-28-80 vs. Houston)

RAIDER PLAYOFF TEAM RECORDS

GAME

Most Points Scored

56 vs. Houston (12/21/69)

Most Points, Opponent

33 by Green Bay (1/14/68)

Most Points Scored, Quarter

28 vs. Houston (12/21/69)

Most Touchdowns

8 vs. Houston (12/21/69)

Most Field Goals

4 vs. Houston (12/31/67)

4 vs. Pittsburgh (12/22/73)

Most Plays

89 at Baltimore (OT) (12/24/77)

Most Total Yards

491 at Baltimore (OT) (12/24/77)

Most Rushing Attempts

55 vs. Pittsburgh (12/22/73)

Most Yards Rushing

266 vs. Minnesota (1/9/77)

Most Touchdowns Rushing

2 Seven Times

Most First Downs Rushing

14 vs. Pittsburgh (12/22/73)

Best Rushing Average

6.7 vs. Philadelphia (1/25/81)

Most Passing Attempts

47 at New York Jets (12/29/68)

Most Pass Completions

21 vs. Baltimore (12/24/77)

Most Passing Yards

393 at New York Jets (12/29/68)

Best Passing Percentage

82.4 vs. Pittsburgh (12/22/73)

Most Touchdowns Passing

6 vs. Houston (12/21/69)

Most Passes Had Intercepted

4 vs. Kansas City (1/4/70)

Most First Downs Passing

17 at Baltimore (OT) (12/24/77)

Most Passes Intercepted

4 vs. Kansas City (12/22/68)

Most Yards Interceptions

91 vs. Minnesota (1/9/77)

Most First Downs

28 at Baltimore (OT) (12/24/77)

Most First Downs, Penalty

3 vs. Cincinnati (12/28/75)

3 at Baltimore (12/24/77)

3 at Denver (1/1/78)

Most Penalties

14 vs. Houston (12/28/80)

Most Yards Penalized

93 vs. New England (12/18/76)

Most Punts

9 vs. Houston (12/28/80)

9 at Cleveland (1/4/81)

Most Yards Punting

460 vs. Houston (12/28/80)

Best Punting Average

56.0 at San Diego (1/11/81)

Most Yards Rushing, Opponent

266 at Miami (12/30/73)

Most Yards Passing, Opponent

351 at San Diego (1/11/81)

Most Total Yards, Opponent

434 at San Diego (1/11/81)

Most Touchdowns Passing, Opponent

3 at New York Jets (12/29/68)

Most Touchdowns Rushing, Opponent

3 at Miami (12/30/73)

Fewest Points Scored, Opponent

6 vs. Kansas City (12/22/68)

Fewest First Downs, Opponent

11 vs. Houston (12/31/67)

Fewest Total Yards, Opponent

146 vs. Houston (12/31/67)

Fewest Yards Rushing, Opponent

28 vs. Houston (12/21/69)

Fewest Yards Passing, Opponent

26 vs. Miami (12/30/73)

Most Passes Had Intercepted, Opponent

4 vs. Kansas City (12/22/68)

Most Punts, Opponent

13 at Baltimore (OT) (12/24/77)

Most Quarterback Tackles

6 vs. Houston (12/21/69)

6 at Baltimore (OT) (12/24/77)

1981 NFL PRE-SEASON SCHEDULE

FIRST WEEK

SATURDAY, AUGUST 1

Cleveland vs. Atlanta at Canton, O 3:30

WEDNESDAY, AUGUST 5

San Francisco at Seattle 7:30

THURSDAY, AUGUST 6

Philadelphia at Houston 7:00

FRIDAY, AUGUST 7

Kansas City at Washington 7:30

New York Jets at Denver 7:30

SATURDAY, AUGUST 8

Atlanta at Oakland 6:00

Baltimore at New Orleans 7:00

Cincinnati at Tampa Bay 7:00

Detroit at Buffalo 6:00

Green Bay at Dallas 8:00

Miami at Minnesota 8:00

New York Giants at Chicago 6:00

Pittsburgh at Cleveland 7:30

St. Louis at San Diego 6:00

MONDAY, AUGUST 10

New England at Los Angeles 8:00

SECOND WEEK

FRIDAY, AUGUST 14

Minnesota at Washington 7:30

St. Louis at Seattle 7:30

SATURDAY, AUGUST 15

Baltimore at New York Giants 8:00

Chicago at Kansas City 7:35

Cincinnati at Detroit 7:00

Cleveland at Buffalo 6:00

Dallas at Los Angeles 6:00

Denver at Miami 8:00

Houston at New Orleans 7:00

New England at Tampa Bay 7:00

New York Jets at Atlanta 7:00

Oakland vs. Green Bay at Milwaukee 7:00

Pittsburgh at Philadelphia 6:00

San Diego at San Francisco 6:00

THIRD WEEK

FRIDAY, AUGUST 21

Los Angeles at San Diego 6:00

SATURDAY, AUGUST 22

Atlanta at Minnesota 8:00

Buffalo at Cleveland 7:30

Cincinnati at Chicago 6:00

Green Bay at Denver 7:30

Houston at Tampa Bay 7:00

Miami at Detroit 7:00

New York Jets at New York Giants 8:00

Oakland at New England 2:00

Pittsburgh at Dallas 8:00

St. Louis at Kansas City 7:35

Seattle at San Francisco 6:00

Washington at Baltimore 8:00

SUNDAY, AUGUST 23

New Orleans vs. Phil. at Syracuse 1:00

FOURTH WEEK

THURSDAY, AUGUST 27

Minnesota at Los Angeles 8:00

FRIDAY, AUGUST 28

Baltimore at Seattle 7:30

Buffalo at San Diego 6:00

Kansas City at Miami 8:00

Tampa Bay at Atlanta 8:30

SATURDAY, AUGUST 29

Chicago at St. Louis 6:00

Cleveland at Green Bay 7:00

Denver at Cincinnati 7:00

Detroit at New Orleans 7:00

Houston at Dallas 8:00

New York Giants at Pittsburgh 6:00

Phil. vs. N.Y. Jets at Giants Stadium 8:00

San Francisco at Oakland 6:00

SUNDAY, AUGUST 30

Washington at New England 12:30

1981 NFL REGULAR SCHEDULE

(All Times Local)

(First Weekend) SATURDAY, SEPT. 5

Minnesota at Tampa Bay 8:00

SUNDAY, SEPT. 6

Baltimore at New England 1:00
Dallas at Washington 1:00
Green Bay at Chicago 1:00
Houston at Los Angeles 1:00
Kansas City at Pittsburgh 1:00
Miami at St. Louis 12:00
New Orleans at Atlanta 1:00
New York Jets at Buffalo 4:00
Oakland at Denver 2:00
Philadelphia at New York Giants 1:00
San Francisco at Detroit 1:00
Seattle at Cincinnati 1:00

MONDAY, SEPT. 7

San Diego at Cleveland 9:00

(Second Weekend) THURSDAY, SEPT. 10

Pittsburgh at Miami 8:30

SUNDAY, SEPT. 13

Atlanta at Green Bay 12:00
Buffalo at Baltimore 2:00
Chicago at San Francisco 1:00
Cincinnati at New York Jets 4:00
Denver at Seattle 1:00
Detroit at San Diego 1:00
Houston at Cleveland 1:00
Los Angeles at New Orleans 12:00
New England at Philadelphia 4:00
New York Giants at Washington 1:00
St. Louis at Dallas 3:00
Tampa Bay at Kansas City 12:00

MONDAY, SEPT. 14

Oakland at Minnesota 8:00

(Third Weekend) THURSDAY, SEPT. 17

Philadelphia at Buffalo 8:30

SUNDAY, SEPT. 20

Baltimore at Denver 2:00
Cleveland at Cincinnati 1:00
Detroit at Minnesota 12:00
Green Bay at Los Angeles 1:00
Miami at Houston 12:00
New Orleans at New York Giants 4:00
New York Jets at Pittsburgh 1:00
San Diego at Kansas City 1:00
San Francisco at Atlanta 1:00
Seattle at Oakland 1:00
Tampa Bay at Chicago 1:00
Washington at St. Louis 12:00

MONDAY, SEPT. 21

Dallas at New England 9:00

(Fourth Weekend) SUNDAY, SEPT. 27

Atlanta at Cleveland 1:00
Buffalo at Cincinnati 1:00
Houston at New York Jets 1:00
Kansas City at Seattle 1:00
Miami at Baltimore 2:00
Minnesota vs. Green Bay at Milw. 1:00

New England at Pittsburgh 1:00
New Orleans at San Francisco 1:00
New York Giants at Dallas 3:00
Oakland at Detroit 1:00
St. Louis at Tampa Bay 4:00
San Diego at Denver 2:00
Washington at Philadelphia 1:00

MONDAY, SEPT. 28

Los Angeles at Chicago 8:00

(Fifth Weekend) SUNDAY, OCT. 4

Baltimore at Buffalo 1:00
Chicago at Minnesota 12:00
Cincinnati at Houston 1:00
Cleveland at Los Angeles 1:00
Dallas at St. Louis 12:00
Denver at Oakland 1:00
Detroit at Tampa Bay 4:00
Green Bay at New York Giants 1:00
Kansas City at New England 1:00
New York Jets at Miami 4:00
Pittsburgh at New Orleans 1:00
San Francisco at Washington 1:00
Seattle at San Diego 1:00

MONDAY, OCT. 5

Atlanta at Philadelphia 9:00

(Sixth Weekend) SUNDAY, OCT. 11

Cincinnati at Baltimore 2:00
Cleveland at Pittsburgh 1:00
Dallas at San Francisco 1:00
Detroit at Denver 2:00
Los Angeles at Atlanta 1:00
Minnesota at San Diego 1:00
New England at New York Jets 1:00
Oakland at Kansas City 1:00
Philadelphia at New Orleans 12:00
St. Louis at New York Giants 4:00
Seattle at Houston 1:00
Tampa Bay at Green Bay 1:00
Washington at Chicago 1:00

MONDAY, OCT. 12

Miami at Buffalo 9:00

(Seventh Weekend) SUNDAY, OCT. 18

Buffalo at New York Jets 1:00
Denver at Kansas City 3:00
Houston at New England 1:00
Los Angeles at Dallas 8:00
New Orleans at Cleveland 1:00
New York Giants at Seattle 1:00
Philadelphia at Minnesota 12:00
Pittsburgh at Cincinnati 1:00
St. Louis at Atlanta 1:00
San Diego at Baltimore 2:00
San Francisco vs. Green Bay at Milw. 12:00

Tampa Bay at Oakland 1:00

Washington at Miami 1:00

MONDAY, OCT. 19

Chicago at Detroit 9:00

(Eighth Weekend) SUNDAY, OCT. 25

Baltimore at Cleveland 1:00
Cincinnati at New Orleans 1:00
Denver at Buffalo 1:00
Green Bay at Detroit 1:00
Kansas City at Oakland 1:00
Los Angeles at San Francisco 1:00
Miami at Dallas 3:00
Minnesota at St. Louis 12:00
New England at Washington 1:00
New York Giants at Atlanta 1:00
San Diego at Chicago 3:00
Seattle at New York Jets 4:00
Tampa Bay at Philadelphia 1:00

MONDAY, OCT. 26

Houston at Pittsburgh 9:00

**(Ninth Weekend)
SUNDAY, NOV. 1**

Atlanta at New Orleans	12:00
Baltimore at Miami	1:00
Chicago at Tampa Bay	1:00
Cleveland at Buffalo	1:00
Dallas at Philadelphia	4:00
Detroit at Los Angeles	1:00
Houston at Cincinnati	1:00
Kansas City at San Diego	1:00
New England at Oakland	1:00
New York Jets at New York Giants	
	1:00
St. Louis at Washington	4:00
San Francisco at Pittsburgh	1:00
Seattle at Green Bay	1:00

MONDAY, NOV. 2

Minnesota at Denver	7:00
---------------------	------

**(Tenth Weekend)
SUNDAY, NOV. 8**

Atlanta at San Francisco	1:00
Chicago at Kansas City	1:00
Cincinnati at San Diego	1:00
Cleveland at Denver	2:00
Detroit at Washington	1:00
Miami at New England	1:00
New Orleans at Los Angeles	1:00
New York Giants vs. Green Bay at Milw.	12:00
New York Jets at Baltimore	4:00
Oakland at Houston	12:00
Philadelphia at St. Louis	12:00
Pittsburgh at Seattle	1:00
Tampa Bay at Minnesota	12:00

MONDAY, NOV. 9

Buffalo at Dallas	8:00
-------------------	------

**(Eleventh Weekend)
SUNDAY, NOV. 15**

Baltimore at Philadelphia	1:00
Buffalo at St. Louis	12:00
Chicago at Green Bay	12:00
Cleveland at San Francisco	1:00
Dallas at Detroit	4:00
Denver at Tampa Bay	1:00
Houston at Kansas City	1:00
Los Angeles at Cincinnati	1:00
New Orleans at Minnesota	12:00
New York Jets at New England	1:00
Oakland at Miami	1:00
Pittsburgh at Atlanta	1:00
Washington at New York Giants	4:00

MONDAY, NOV. 16

San Diego at Seattle	6:00
----------------------	------

**(Twelfth Weekend)
SUNDAY, NOV. 22**

Denver at Cincinnati	1:00
Detroit at Chicago	12:00
Green Bay at Tampa Bay	1:00
Miami at New York Jets	4:00
New England at Buffalo	1:00
New Orleans at Houston	12:00
New York Giants at Philadelphia	1:00
Pittsburgh at Cleveland	1:00
St. Louis at Baltimore	2:00
San Diego at Oakland	1:00
San Francisco at Los Angeles	1:00
Seattle at Kansas City	1:00
Washington at Dallas	3:00

MONDAY, NOV. 23

Minnesota at Atlanta	9:00
----------------------	------

**(Thirteenth Weekend)
THURSDAY, NOV. 26**

Chicago at Dallas	3:00
Kansas City at Detroit	12:30

SUNDAY, NOV. 29

Atlanta at Houston	3:00
Baltimore at New York Jets	1:00
Cincinnati at Cleveland	1:00
Denver at San Diego	1:00
Green Bay at Minnesota	12:00
Los Angeles at Pittsburgh	1:00
New York Giants at San Francisco	1:00
Oakland at Seattle	1:00
St. Louis at New England	1:00
Tampa Bay at New Orleans	1:00
Washington at Buffalo	1:00

MONDAY, NOV. 30

Philadelphia at Miami	9:00
-----------------------	------

**(Fourteenth Weekend)
THURSDAY, DEC. 3**

Cleveland at Houston	8:00
----------------------	------

SUNDAY, DECEMBER 6

Atlanta at Tampa Bay	4:00
Buffalo at San Diego	1:00
Dallas at Baltimore	2:00
Detroit at Green Bay	12:00
Kansas City at Denver	2:00
Los Angeles at New York Giants	1:00
Minnesota at Chicago	12:00
New England at Miami	1:00
New Orleans at St. Louis	12:00
New York Jets at Seattle	1:00
Philadelphia at Washington	1:00
San Francisco at Cincinnati	1:00

MONDAY, DEC. 7

Pittsburgh at Oakland	6:00
-----------------------	------

**(Fifteenth Weekend)
SATURDAY, DEC. 12**

Minnesota at Detroit	4:00
New York Jets at Cleveland	12:30

SUNDAY, DEC. 13

Baltimore at Washington	1:00
Buffalo at New England	1:00
Chicago at Oakland	1:00
Cincinnati at Pittsburgh	1:00
Green Bay at New Orleans	12:00
Houston at San Francisco	1:00
Miami at Kansas City	1:00
New York Giants at St. Louis	12:00
Philadelphia at Dallas	3:00
San Diego at Tampa Bay	1:00
Seattle at Denver	2:00

MONDAY, DEC. 14

Atlanta at Los Angeles	6:00
------------------------	------

**(Sixteenth Weekend)
SATURDAY, DEC. 19**

Buffalo at Miami	4:00
Dallas at New York Giants	12:30

SUNDAY, DEC. 20

Cincinnati at Atlanta	1:00
Cleveland at Seattle	1:00
Denver at Chicago	12:00
Green Bay at New York Jets	1:00
Kansas City at Minnesota	12:00
New England at Baltimore	2:00
Pittsburgh at Houston	3:00
St. Louis at Philadelphia	1:00
San Francisco at New Orleans	1:00
Tampa Bay at Detroit	1:00
Washington at Los Angeles	1:00

MONDAY, DEC. 21

Oakland at San Diego	6:00
----------------------	------

**POST SEASON
GAMES**

SUNDAY, DECEMBER 27

AFC and NFC Wild Card
Playoffs

SATURDAY, JANUARY 2

AFC and NFC Divisional
Playoffs

SUNDAY, JANUARY 3

AFC and NFC Divisional
Playoffs

SUNDAY, JANUARY 11

AFC Championship Game
NFC Championship Game

SUNDAY, JANUARY 24

Super Bowl XVI in Silverdome,
Pontiac, Mich.

SUNDAY, JANUARY 31

AFC-NFC Pro Bowl at
Honolulu, Hawaii

OAKLAND AREA MEDIA

NEWSPAPERS

Alameda Times Star

Jack Clark (SE)
Win Currier
1516 Oak
Alameda 94501

Antioch Daily Ledger

Darrell Moody (SE)
1700 Cavallo Rd.
Antioch 94509

Associated Press

Eric Prewitt
Dave Rosenthal
318 Fox Plaza
San Francisco 94102

Concord Transcript

Mike Lefkow (SE)
1741 Clayton Rd.
Concord 94520

Contra Costa Times

Charlie Zeno (SE)
Don Zupan
2640 Shadelands Dr.
Walnut Creek 94598

Fairfield Daily Republic

Jon Gibson (SE)
1250 Texas St.
Fairfield 94533

Fremont Argus

Stew Nohnberg (SE)
3707 Fremont Blvd.
Fremont 94536

Fresno Bee

Bob Molander (ESE)
Terry Betterton
1624 "E" St.
Fresno 93721

Hayward Daily Review

Lowell Hickey (SE)
Bill Soliday
116 West Winton Ave.
Hayward 94544

Independent-Gazette

Dave Cheat (SE)
Jerry Gandy
Conrad Strasheim
164 Harbour St.
Richmond 94801

Livermore Independent

Janet Armantrout (SE)
P.O. Box 1198
Livermore 94550

Martinez News-Gazette

Steve Dulas (SE)
615 Estudillo St.
Martinez 94553

Merced Sun-Star

Harry Blauvelt (SE)
3033 North "G" St.
Merced 95430

Modesto Bee

Larry Minner (SE)
1325 "H" St.
Modesto 95352

Monterey Peninsula Herald

Dave Leonard (SE)
Tom Tebbs
Pacific & Jefferson Sts.
Monterey 93940

Napa Register

Nick Nasch (SE)
Marty James
1615 2nd St.
Napa 94558

Newspaper Enterprise Association

Murray Olderman
1740 Broadway
San Francisco 94109

Oakland Tribune

Bob Valli (SE)
Ron Borges
Ralph Wiley
401 13th St.
Oakland 94612

Peninsula Times Tribune

Leonard Koppett (SE)
245 Lytton Ave.
Palo Alto 94301

Petaluma Argus-Courier

Casey Tefertiller (SE)
830 Petaluma Blvd. N.
North Petaluma 94952

Pittsburg Post-Dispatch

Leo Pierini (SE)
515 Railroad Ave.
Pittsburg 94565

Post Newspaper

Foster Senegal (SE)
Mac Hyman
630 20th St.
Oakland 94612

Press Publications

Ray Epsteen (SE)
280 Mountain Ave.
Piedmont 94611

Sacramento Bee

Jim Dawson (SE)
Bill Conlin
Bob Padecky
Gary Voet
Ned Wirth
21st and Q Sts.
Sacramento 95813

Sacramento Union

Mike Curran (ESE)
Don Bloom (SE)
Andy Cox
Tom Fitzgerald
301 Capitol Mall
Sacramento 95812

Salinas Californian

George Watkins (SE)
123 West Allisal St.
Salinas 93901

San Francisco Chronicle

Mike Berger (SE)
Art Rosenbaum (ESE)
Chuck Nevius
Lowell Cohn
905 Mission St.
San Francisco 94119

San Francisco Examiner

Charles Cooper (SE)
Ray Ratto
Art Spander
110 Fifth Ave.
San Francisco 94119

San Francisco Progress

Bill Paterson (SE)
851 Howard St.
San Francisco 94103

San Francisco Sun-Reporter

Huel Washington (SE)
1366 Turk St.
San Francisco 94115

San Jose Mercury-News

Terry Galvin (ESE)
Dan Hruby (SE)
John Lindblom
Jim Street
750 Ridder Park Dr.
San Jose 95131

San Mateo Times

Jack Bluth (SE)
Dick Draper
1080 S. Bayshore Blvd.
San Mateo 94402

San Rafael Independent Journal

Ward Bushee (SE)
George Lauer
Ralph Chatoian
1040 "B" St.
San Rafael 94902

San Ramon Valley Herald

Jack Graham (SE)
780 San Ramon Blvd.
San Ramon 94526

Santa Cruz Sentinel

Dave Brockmann (SE)
Ed Vyeda
Mel Bowen
207 Church St.
Santa Cruz 95060

Santa Rosa Press Democrat

Ralph Leef (SE)
427 Mendocino Ave.
Santa Rosa 95402

Skinner's Syndicated News

Sam Skinner
P.O. Box 12206
San Francisco 94112

Stockton Record

Chuck Roames (SE)
530 East Market St.
Stockton 95202

Tracy Press

Greg Stiles (SE)
145 10th St.
Tracy 95376

Tri-Valley Herald

Jeff Faraudo (SE)
325 South "L" St.
Livermore 94550

Ukiah Daily Journal

Glen Erickson (SE)
590 S. School St.
Ukiah 95482

United Press International

Joe Sargis
Mike Hudson
1212 Fox Plaza
San Francisco 94102

Vallejo Independent Press

Dave Beronio (SE)
316 Napa St.
Vallejo 94590

Vallejo Times-Herald

Rich Waters (SE)
Ken Richardson
500 Maryland St.
Vallejo 94590

Valley Pioneer

Clay Kallam
322 South Hartz Ave.
Danville 94526

Valley Times

Brian Martin (SE)
Joe DeLoach
126 Spring St.
Pleasanton 94566

Watsonville Register-Pajaronian

John Murphy (SE)
1000 Main St.
Watsonville 95076

West County Times

Tom Beaudin (SE)
2356 San Pablo Ave.
Pinole 94564

Woodland Daily Democrat

Gary Traynham (SE)
Court & 2nd Sts.
Woodland 95695

TELEVISION STATIONS

KRON, Channel 4 (NBC)
1001 Van Ness Ave.
San Francisco 94119
Pete Liebengood
Tom Nettles
Bob Mansbach
Bill Brown

KTVU, Channel 2 (Ind)
Two Jack London Square
Oakland 94607
Gary Park
Mark Ibanez

KCRA, Channel 3 (NBC)
310 10th St.
Sacramento 95814
Creighton Sanders
John Malos

KDTV, Channel 14 (Ind)
2200 Palou Ave.
San Francisco 94129
Tony Lopez

KICU, Channel 36 (Ind)
1536 Kerley Dr.
San Jose 95112
Joe Shrader

KPIX, Channel 5 (CBS)
855 Battery St.
San Francisco 94111
Wayne Walker
Fred McLeod
Art Dlugach

KTZO TV, Channel 20 (Indt)
2500 Marin
San Francisco 94124
Jack Popejoy

KXTV, Channel 10 (CBS)
400 Broadway
Sacramento 95801
Lonnie Haskins
Stewart Satow

KSBW-TV, Channel 8 (NBC)
238 John Street
Salinas 93901
Joe Fonzi
John Hernandez

KTXL, Channel 40 (Ind)
4655 Fruitridge Rd.
Sacramento 95820
Gary Radnich

KGO-TV, Channel 7 (ABC)
277 Golden Gate Ave.
San Francisco 94102
Jim Celania
Don Sanchez
Martin Wyatt
John Matroni

KNTV, Channel 11 (ABC)
645 Park Ave.
San Jose 95110
Tom Janis

KOVR, Channel 13 (ABC)
1216 Arden Way
Sacramento 95815
Fred Wymore
Mike Chamberlain

KMST, Channel 46 (CBS)
46 Garden Court
Monterey 93940
Tom Mertens

KBHK Channel 44 (Ind)
420 Taylor St.
San Francisco 94102
Joe Angel

RADIO STATIONS

KGO (810)
277 Golden Gate Ave.
San Francisco 94102
Joe Starkey
Monty Stickles

KNEW (910)
66 Jack London Square
Oakland 94607
Ron Baker

KFRC (610)
415 Bush St.
San Francisco 94108
Mike Colgan

KLOK (1170)
2905 South Rd.
San Jose 95151
Ray Hasha

KSRO (1350)
P.O. Box 1598
Santa Rosa 94504
Jim Grady

KPEN (97.7 FM)
2540 California St.
Mountain View 94040
Len Shapiro

KNX (1070)
6121 Sunset Blvd.
Los Angeles 90028
Rich Marotta
Fred Gallagher
Gil Stratton
Tom Kelly

KWUN (1480)
P.O. Box 21-1480
Concord 94521
Ned Butler

KXRX (1500)
P.O. Box 167
San Jose 95103
Hal Ramey

K101 (101.3 FM)
700 Montgomery St.
San Francisco 94111
Rich Lieberman

KRE (1400)
601 Ashby Ave.
Berkeley 94701
Sylvester Jackson

KCBS (740)
1 Embarcadero Center
San Francisco 94111
Don Klein
Bob Safford
Al Helms

KSFO (560)
950 California St.
San Francisco 94108
Ron Barr
Joe Angel

KNBR (680)
1700 Montgomery
San Francisco 94111
Ken Dito
Hank Greenwald
Bob Lazich

KKIS (990)
36 Quail Court
Walnut Creek 94596
Walt Jamond

KLIV (1600)
P.O. Box 995
San Jose 95108
George Sampson

ASSOCIATED PRESS RADIO
318 Fox Plaza
San Francisco 94102
Rob Navias

KGMS (1380)
937 Enterprise Dr.
Sacramento 95825
Herb Nesmith

MULTI-MEDIA
3226 Murchison Way
Carmichael 95608
Ken Gimblin

FREELANCE MEDIA

Barry Bloom
1382 16th Ave.
San Francisco 94122

Hank Masler
2459 Polk Street, Apt 9
San Francisco 94109


Steve Cassidy
75 East Santa Fe Rd.
Merced 95340

Barry Tompkins
350 Townsend St.
San Francisco 94107

Walt Daley
1025 Pinehurst Ct.
Millbrae 94030

Roger Williams
165 Carlsbad Cir.
Vacaville 95688

**"Pro Football's Best Record...
For Last 21 Years"**



***Pro Football's
Dynamic Organization***