



PHILADELPHIA EAGLES

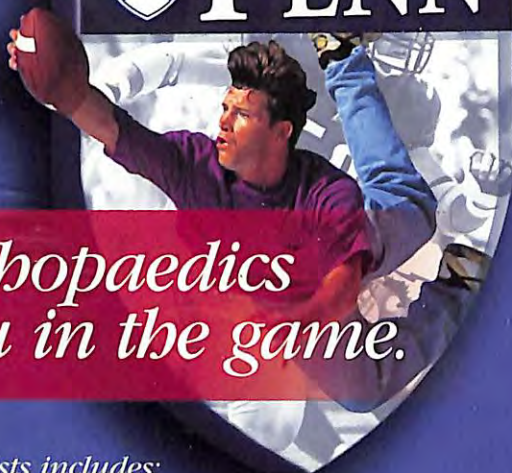
2002
MEDIA GUIDE



NFC EAST DIVISION CHAMPIONS



PENN



Penn Orthopaedics keeps you in the game.

Our team of specialists includes:

Pennsylvania Orthopaedic Foot and Ankle Surgeons offers comprehensive, state-of-the-art surgical and non-surgical treatment for all routine foot and ankle disorders as well as the most complex reconstructive procedures. They currently serve as a team consultant for the *Philadelphia Eagles, Flyers, 76ers*, and the *Pennsylvania Ballet*.

Penn Orthopaedic Institute offers expertise in comprehensive orthopaedic and arthroscopic services including joint replacement, knee, hip, shoulder, elbow, hand, foot, ankle, tumors, osteoarthritis, pain management and rehabilitation. They also serve as the team physicians for the *Penn Quakers, South Jersey Barons*, and the *Philadelphia Charge*.

Booth Bartolozzi Balderston Orthopaedics focuses on total knee and hip replacement, sports medicine and arthroscopic surgery, and a comprehensive spine program including diagnostics and pain management. The practice has one of the most experienced knee surgeons in the world, a team of nationally recognized hip and spine specialists as well as the renowned orthopaedic physicians for the *Philadelphia Eagles, Flyers, Phantoms* and *Kixx*.

Office Locations:

Pennsylvania Hospital
Presbyterian Medical Center
University of Pennsylvania
Medical Center
Penn Medicine at Radnor
Cherry Hill and Haddonfield, NJ



PENN Orthopaedics

Booth Bartolozzi Balderston
Penn Orthopaedic Institute
Pennsylvania Orthopaedic Foot
and Ankle Surgeons

1-800-789-PENN
pennhealth.com




More publications available at:

www.retroseasons.com/library/



Introducing
Lincoln Financial Field.
That winning investment
that makes people stand
up and cheer.



At Lincoln Financial Group, we're always pleased to announce an exciting new venture. In partnership with the Philadelphia Eagles, we'd like to introduce the country's premier football venue, Lincoln Financial Field. It's a state-of-the-art new stadium for a team dedicated to winning and committed to the community, ideals that are shared by our organization as well. No one will be cheering harder for the home team, Opening Day 2003.



ESTATE AND FINANCIAL PLANNING • LIFE INSURANCE • RETIREMENT PRODUCTS
529 PLANS • MANAGED ACCOUNTS • INVESTMENT MANAGEMENT

© 2002 Lincoln National Corp. Financial planning services offered through Lincoln Financial Advisors Corp., a registered investment advisor, or Sagemark Consulting, a division of Lincoln Financial Advisors Corp. Securities offered through Lincoln Financial Advisors, a broker-dealer (Member SIPC). Insurance offered through Lincoln affiliates and other fine companies. Lincoln Financial Group is the marketing name for Lincoln National Corp. and its affiliates.

TABLE OF CONTENTS



Attendance:
 Game by Game, 1933-2001.....252-287
 Yearly Totals, 1980-2001, Records.....238

Biographies:
 Management, Coaches, and Staff12-52
 Veteran Players54-175
 Draft Choices and Free Agents.....176-187
 Honor Roll Inductees.....306-315

Community Relations.....346-347

Directories:
 Eagles Staff.....6-7

Draft Choices:
 1975-2002.....332-336
 2002 Selections176-181, 336
 First Choices, 1936-2002.....332

Eagles Television Network.....340

Eagles Youth Partnership.....10-11

History, Year-by-Year.....316-321

Honor Roll306-315

Honors
 2001.....206
 NFL Honors, All-Time246-248
 NFL/NFC Most Valuable Players92, 246
 NFL/NFC Rookies of the Year.....177, 246
 Coaches of the Year246, 338
 Eagles Most Valuable Players, 1984-2001 ..245

Important NFL Dates341

**Last Time, Miscellaneous Scoring Plays
 and Game Performances.....193, 288**

Lincoln Financial Field.....5

Media Information.....348

NFL Free Agency Q&A345

NovaCare Complex.....4

Personnel Moves, 2001.....204-205

Player Participation, 2001200-201

Playoffs:
 Championship Game Summaries304-305
 Records.....300-304

Pro Bowl Eagles, 1951-2002.....249

Pronunciation Guide.....88

Radio.....339

Records, All Time:
 Best Performances vs. Eagles239
 Coaches Records.....338
 Won-Lost Record 1933-2001255

Individual.....228-234

Miscellaneous.....235

NFL Records set by Eagles.....234

Playoff, Individual.....300-302

Playoff, Team302-304

Team.....235-238

Results:
 2001 Game-By-Game Review.....208-226
 Overseas Games297
 Overtime Games227
 Postseason Results.....300
 Preseason, 1977-2001289
 Primetime Games.....227
 Regular Season, 1933-2001252-287
 Series vs. NFL Opponents.....290-299
 2001 NFL Standings & Results.....207

Retired Jersey Numbers306

Rosters:
 2002 Training Camp188-189
 Cutdown Dates341
 Coaches, All-Time337-338
 Practice Squad, All-Time344
 Father-Son Combinations299
 How the 2002 Eagles Were Built.....53
 Players, All Time, Alphabetically322-331

Schedules:
 2002 Eagles3
 2002 National Football League.....342-343

Starting Lineups, 2001201

Statistics:
 Individual, 2001190-192, 196-199
 Team, 2001194-195
 Year-by-Year Leaders, 1933-2001.....240-242
 Year-by-Year, Team stats, 1965-2001250-251
 Year-by-Year, 1970-2001.....256-287
 Eagles Rankings, 2000-2001.....203
 Team Highs and Lows, 2001.....202

Top Performances
 300-Yard Passing Games243
 100-Yard Rushing Games243-245
 100-Yard Receiving Games.....245
 150-Yard Receiving Games.....245

Training Camp Info.....348

Veterans Stadium339

CREDITS

2002 Philadelphia Eagles Media Guide

Editors: Derek Boyko, Rich Burg, Bob Lange and Brian Cunningham

Editorial Assistants: Pete Stamatacos, Chris Sharkoski and Kelly Sarson

Interior Template Design: Rob Babik, Design One Associates (856-596-7332)

Printing: Thomas McShane and Rich Simon, St. Ives Burreups (215-563-9000)



2002 SCHEDULE



► PRESEASON

Day	Date		Opponent	Time at Site	Phila. time	Network
Saturday	August	10	Green Bay	7:30 pm		WB17
Saturday	August	17	at New England	8:00 pm		CBS
Friday	August	23	Baltimore	8:00 pm		FOX
Sunday	August	25	<i>Eagles Carnival, Veterans Stadium</i>			
Friday	August	30	at NY Jets	7:30 pm		WB17

► REGULAR SEASON

Day	Date		Opponent	Time at Site	Phila. time	Network
Sunday	September	8	at Tennessee	1:00 pm		FOX
Monday	September	16	at Washington	9:00 pm		ABC
Sunday	September	22	Dallas	1:00 pm		FOX
Sunday	September	29	Houston	1:00 pm		CBS
Sunday	October	6	at Jacksonville	4:15 pm		FOX
Sunday	October	13	----BYE----			
Sunday	October	20	Tampa Bay	1:00 pm		FOX
Monday	October	28	NY Giants	9:00 pm		ABC
Sunday	November	3	at Chicago	12:00pm	1:00 pm	FOX
Sunday	November	10	Indianapolis	1:00 pm		CBS
Sunday	November	17	Arizona	1:00 pm		FOX
Monday	November	25	at San Francisco	6:00pm	9:00 pm	ABC
Sunday	December	1	St. Louis	4:15 pm		FOX
Sunday	December	8	at Seattle	1:15pm	4:15 pm	FOX
Sunday	December	15	Washington	1:00 pm		FOX
Saturday	December	21	at Dallas	7:30pm	8:30 pm	ESPN
Saturday	December	28	at NY Giants	1:30 pm		FOX

► POSTSEASON

Wild Card Playoff Games	January 4-5
Divisional Playoff Games	January 11-12
AFC/NFC Championship Games	January 19
Super Bowl XXXVII, San Diego, CA (Qualcomm Stadium)	January 26
AFC-NFC Pro Bowl, Honolulu, HI (Aloha Stadium)	February 2

TEAM INFORMATION



ADDRESS:

Philadelphia Eagles Limited Partnership
 NovaCare Complex
 One NovaCare Way
 Philadelphia, PA 19145

Main Office: 215-463-2500
 Ticket Office: 215-463-5500
 Fax: 215-339-5464
 Public Relations Fax: 215-339-6745

EAGLES MERCHANDISE: (toll free) 888-2-4-STUFF

WEB SITE: www.philadelphiaeagles.com

TEAM COLORS: Midnight Green (PMS 316), Silver (PMS 8240), Black, and White

STADIUM: Veterans (65,352)

FLAGSHIP RADIO STATION: WYSP (94.1 FM)

PRESEASON TELEVISION: Eagles Television Network in conjunction with WB17

TRAINING CAMP: Lehigh University, Bethlehem, PA 18015 • 610-758-6868





In grand fashion, the Eagles opened their NovaCare Complex practice facility in the spring of 2001. The spectacular 108,000-square-foot facility offers the very best in terms of space, amenities and care and effort put forth for the players, coaches and staff of the Eagles.



"The NovaCare Complex allows us to go from having one of the worst facilities in the National Football League to the very best of facilities," said team Chairman/CEO Jeffrey Lurie. "It means so much for everyone in this organization to go to work each day and be proud of where they are working, from the executives, to the assistants, to the trainers, and, of course, to the players. Everyone in the organization, I think, is very proud of where they are working. It provides the whole organization with a great atmosphere and enhances the degree of camaraderie because there are all sorts of rooms people can actually spend time with each other as opposed to the setup we had to endure whereby people were so compartmentalized."



The logo for Lincoln Financial Field, featuring a stylized red and white square icon to the left of the text "Lincoln Financial Field". The text "Lincoln Financial" is in a red serif font, and "Field" is in a smaller black serif font below it. The logo is set against a white background with a large, light gray swoosh that curves around it.

Lincoln Financial
Field

Lincoln Financial Field has changed the landscape in South Philadelphia with construction speeding along through the spring and summer of 2002. Due to open in August, 2003, the state-of-the-art venue will house 66,000 fans and will be a tribute to the vision of Eagles Chairman/CEO Jeffrey Lurie. Eagles fans will have the luxury of improved sightlines, more amenities, a cutting-edge audio and video system, and will be closer to the action on the field. Said quarterback Donovan McNabb about Lincoln Financial Field: "I think the crowd is going to be crazy, the city of Philadelphia is going to be excited, and we're going to be excited to play in the new stadium."



EMPLOYEE DIRECTORY



EXECUTIVE ADMINISTRATION

Jeffrey LurieChairman/Chief Executive Officer
 Joe Banner.....President
 Len KomoroskiSenior Vice President/Business Operations
 Don Smolenski.....Senior Vice President/Chief Financial Officer

ADMINISTRATION SUPPORT

Dawn Capaldi-O'NeillExecutive Assistant-Chairman
 Holly JonesAdministrative Assistant-Chairman
 Judith Pizzica.....Executive Assistant-President
 Julia WrightAdministrative Assistant-Chief Financial Officer

COACHING STAFF

Andy Reid.....Executive VP of Football Operations/ Head Coach
 Jim Johnson.....Defensive Coordinator
 Brad Childress.....Offensive Coordinator
 John Harbaugh.....Special Teams
 Tommy BrasherDefensive Line
 Juan Castillo.....Offensive Line
 David Culley.....Wide Receivers
 Leslie FrazierDefensive Backs
 Mike KellyOffensive Assistant/Quality Control
 Sean McDermottDefensive Assistant/Quality Control
 Tom MeivlinTight Ends
 Ron RiveraLinebackers
 Pat ShurmurQuarterbacks
 Steve SpagnuoloDefensive Backs
 Dave ToubSpecial Teams Quality Control
 Ted WilliamsRunning Backs
 Mike WolfStrength and Conditioning
 Tom KanavyStrength and Conditioning Assistant
 Bill ShueyAssistant to the Head Coach
 Carol WilsonAdministrative Assistant-Head Coach
 Rachael WalderAdministrative Assistant-Coaching Staff
 Duane CarlisleSpeed Development Consultant

PLAYER PERSONNEL

Tom HeckertDirector of Player Personnel
 Scott CohenDirector of Pro Personnel
 Marc RossDirector of College Scouting
 Dave Bolter.....Western Regional Scout

Brian BoyseCollege Scout
 Lance Carl.....College Scout
 Rashaan CurryCollege Scout
 Jim MonosCollege Scout
 Jon SanduskyPro Personnel Scout
 Richard SheltonCollege Scout
 Lisa SawickiAdministrative Assistant -Player Personnel
 Anthony PatchCollege Scouting Administrator

FOOTBALL OPERATIONS

Butch BuchanicoDirector of Security
 Harold CarmichaelDirector of Player Relations
 Karen GerstleAdministrative Assistant-Players
 Mike Dougherty.....Video Director
 Tom CarmodyAssistant Video Director
 Kevin DoughertyVideo Assistant
 John HatfieldEquipment Manager
 Jason CarrollAssistant Equipment Manager
 Ken SloughEquipment Assistant

ATHLETIC TRAINING AND MEDICAL STAFF

Rick Burkholder, ATC.....Head Athletic Trainer
 Chris Pедуzzi, ATCAssistant Athletic Trainer
 Eric Sugarman, ATC.....Assistant Athletic Trainer
 Arthur Bartolozzi, M.D.Team Physician & Orthopedist
 Peter DeLuca, M.D.Team Orthopedist
 Gary Dorshimer, M.D.Team Internist
 Jack Jeffers, M.D.Ophthalmology Consultant
 Edward Litman, D.D.S.....Dental Consultant
 Scott Silverman, D.M.D.....Dental Consultant
 Lee Cohen, D.P.M.....Podiatry Consultant
 Amie KraftTeam Massage Therapist

ACCOUNTING

Frank GumiennyController
 Joyce ImanAccountant
 Greg McDonaldAccountant
 Anthony OraziAccountant
 Denise BaileyAccounts Receivable/EYP Accountant
 Michele VaughnPayroll Manager
 Ewa ZeljaskowAccounts Payable



EMPLOYEE DIRECTORY



ADMINISTRATION

Howie RosemanSalary Cap/Staff Counsel
 Tracey BucherTravel Coordinator
 Michael Baylor.....Executive Driver/Office Aide
 Elsie GallagherOffice Assistant
 Christopher SharkoskiReceptionist
 Maria TotoReceptionist

EAGLES TELEVISION NETWORK

Rob AlberinoDirector of Broadcasting
 Rich GentileProducer
 LaRosa Boyce.....Radio Producer

EAGLES YOUTH PARTNERSHIP

Christina Weiss Lurie.....President
 Sarah Martinez-HelfmanExecutive Director
 Susannah ZimmermannEvent Coordinator
 Jennifer Stredler.....Assistant to Executive Director

FOOTBALL MEDIA SERVICES

Derek BoykoDirector of Football Media Services
 Rich BurgFootball Media Services Assistant
 Bob LangeFootball Media Services Assistant
 Brian Cunningham ..Football Media Services Graduate Assistant
 Ed MahanTeam Photographer

HUMAN RESOURCES

Eric NewmanDirector of Human Resources
 Lisa Jess.....Administrative Assistant-Human Resources

INFORMATION SYSTEMS AND TECHNOLOGY

John PawlingManager, Information Systems
 Terrance HopkinsInformation Systems Support Technician
 Steve JonesInformation Systems Support Technician
 Hal MasureBusiness Applications/Intranet Developer

NEW STADIUM AND FACILITIES

Jim CimaDirector of New Stadium Development
 Anthony Vail.....Facilities Maintenance Manager
 Tony Leonard.....Sports Field and Landscape Manager
 Thomas Serensits.....Asst. Sports Field and Landscape Manager

James StwodsAssistant Groundskeeper
 Kevin WilliamsAssistant Groundskeeper
 Eddie Dean.....Maintenance Assistant
 Bob DellaPennaMaintenance Assistant
 Matt PowandaMaintenance Assistant
 Suzann DoranNew Stadium/Security Assistant

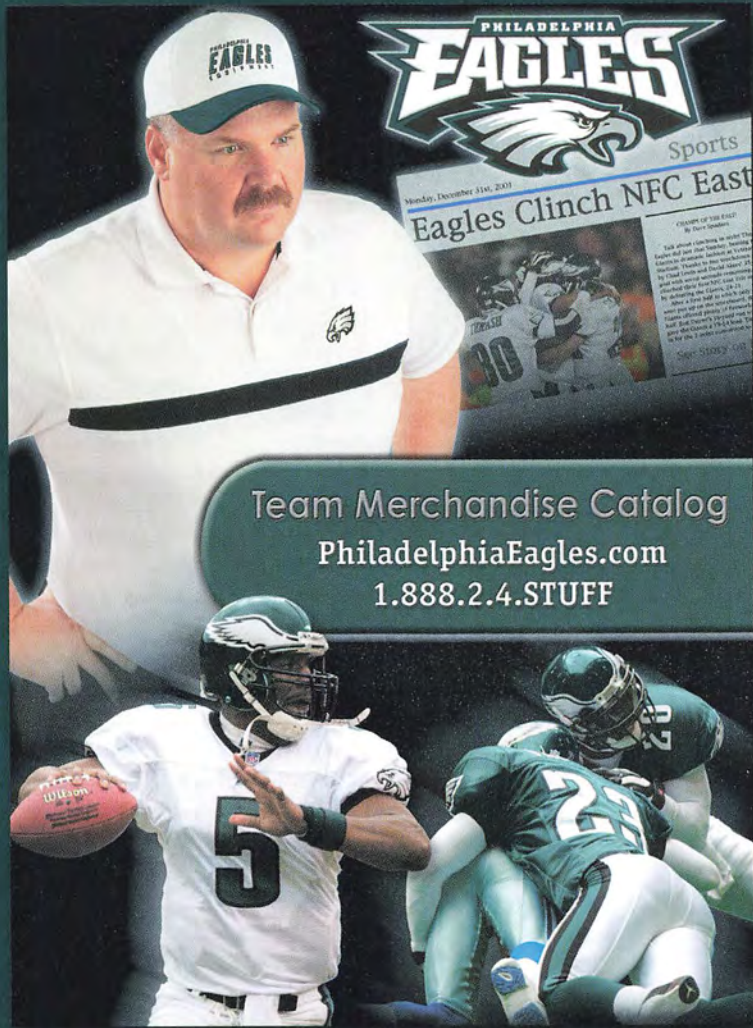
SALES AND MARKETING

Jason Gonella.....Vice President of Sales
 Dave RowanVice President of Corporate Sales
 Shayne Donohue.....Director of Sales, Premium Services
 Ron HowardDirector of Marketing and Communications
 Molly MulladyDirector of New Business Development
 Christiana Noyalas..Dir. of Penthouse Operations & Guest Relations
 Steve RyanDirector of Corporate Sales
 Steve Strawbridge.....Director of Merchandising
 Barbara Zaun.....Director of Cheerleading
 Julie Dubin.....Manager of Community Relations
 Jim HeimPremium Services Manager
 Cathy HeblingCorporate Services Manager
 Chris MolnarManager of New Business Development
 Anita NewbyManager of Promotions
 Anthony MonacoSales Supervisor of Premium Services
 Michael BensonMerchandising Coordinator
 Leonard BonacciCorp. Sales Acct. Exec. & Training Camp Super.
 Marlyse FantSenior Corporate Sales Account Executive
 Ryan Heiden.....Premium Services Coordinator
 Ryan Hughes.....SWOOP-Mascot
 Bob KentWebsite Coordinator
 Phil MatalucciPremium Services Account Executive
 Lauren Quaille.....Corporate Services Coordinator
 C.J. QuirkMarketing and Communications Assistant
 Justin Samra.....Corporate Services Coordinator
 John StewartPremium Services Account Executive
 Denise GallagherAdministrative Assistant-Sales/Marketing

TICKET OPERATIONS

Leo Carlin.....Ticket Manager
 Susan GormanAssistant Ticket Manager
 Tina O'NeillAssistant Ticket Manager
 Debra ClarkTicket Operations
 Gary CovingtonGroup Sales





Team Merchandise Catalog
PhiladelphiaEagles.com
1.888.2.4.STUFF

**To Order Eagles Merchandise
Directly From The Team**

**Call
1-888-2-4-STUFF**

**Visit Our Website
PhiladelphiaEagles.com**

We worked on our coverage in the off-season too. Introducing new Eclipse paint.



MAB Paints unveils Eclipse, our new line of interior paint that delivers incredible, one coat coverage and long-term durability. These three versatile finishes are also 100% acrylic, and along with their complimentary primer, they are the

finest products for residential and commercial use on the market today. Eclipse is also formulated with the most advanced resin and pigment technology. You'll be amazed by how great Eclipse looks and how fast you finish.

MAB PAINTS
QUALITY SINCE 1899

M.A. Bruder & Sons, Incorporated • 600 Reed Road • Broomall, PA 19008
www.mabpaints.com • 1-800-MAB-1899

EAGLES YOUTH PARTNERSHIP GAME PLAN**OUR MISSION**

To enhance opportunities and improve the quality of life for children and youth in the Greater Philadelphia region through health and education partnerships.

OUR STRATEGY FOR WINNING

Eagles players and corporate, private and non-profit partners team-up for a "Game Plan" that wins.

OFFENSE

EDUCATING youth to achieve their life goals

Eagles Book Mobile

Operating in the spring and summer, the Eagles Book Mobile visits underserved children in schools, shelters, libraries, recreation centers, after-school/summer programs and parks. At each stop, the "Storybook Man" reads aloud to the children and invites them aboard to select their very own books to keep. In 2001, the Eagles Book Mobile program distributed more than 62,000 books to children, most of whom had never owned a book. Partners include: the Hugh Douglas Foundation, AMETEK Foundation, Lincoln Financial Group Foundation, University of Pennsylvania Health System, First Book, United Way of Southeastern Pennsylvania and the Free Library of Philadelphia.

**Reading, After School & Community Service Grants**

Eagles Youth Partnership grants seed new initiatives and enhance existing programs. Varying in length from one to three years and ranging from \$5,000-\$465,000, recent grants include Philadelphia Reads, Literacy Action Project, First Book, SE Collaborative Technology Project, City Year and the Rainbow Company.

DEFENSE

Tackling **HEALTH** problems that block children from achieving their maximum potential

Eagles Eye Mobile

In six successful seasons on the road, the ongoing Eagles Eye Mobile program has provided free eye exams for more than 6,200 children in the Philadelphia and Chester-Upland public schools. A large majority of those examined needed and received free prescription eyeglasses and many others underwent vision-saving surgery. This innovative



EAGLES YOUTH PARTNERSHIP GAME PLAN

partnership of Eagles Offensive Lineman Jermane Mayberry, Wills Eye Hospital, Philadelphia Vision Center, the school districts, Independence Blue Cross and Lincoln Financial Group Foundation continues to attract international attention and acclaim.

SPECIAL TEAMS

Leveraging the Philadelphia Eagles to **INSPIRE** youth and communities toward a better "field position" in their lives

Eagles Playground Builds

Each year Eagles Youth Partnership and the Eagles organization devote a full day building a playground in an underserved community. Eagles players, staff, coaches and management work together with neighborhood adults and children to landscape, paint murals, inlay tile mosaic and build play structures. A grant from Eagles Youth Partnership covers the cost of each community build.



- 1997: Nicetown Playground, 4600 Germantown Avenue, North Philadelphia*
- 1998: Eagles Unity Playground, 5th & Ritner Streets, South Philadelphia
- 1999: Franklinville Eagles Playground, 700 Schiller Street, North Philadelphia
- 2000: Village Eagles Playground, 10th & Arizona Streets, North Philadelphia
- 2001: Eagles Butterfly House and Education Center, Camden Children's Garden, Camden, NJ
- 2002: Drew Eagles Friendship Playground, Drew Elementary School, 38th & Powelton Streets, West Philadelphia

*Partially funded by Eagles Youth Partnership


Eagles Top Achiever Awards

Eagles Youth Partnership created the Top Achiever Awards to recognize academic excellence among area high school football players. Varsity football players from Allentown, Camden, Chester, Philadelphia, Reading and Wilmington who maintain a 3.0 GPA (or higher) are invited to an awards reception and are treated like MVPs at the Eagles Summer Training Camp. Since 1997, more than 400 scholar athletes have won this award.

EYP is Nationally Recognized

In 2001, EYP won the National Humanitarian Award from the National Recreation and Park Association. The Franklinville Eagles Playground, built in 1999, was voted one of the three most beautiful streets in Philadelphia by the City's Philadelphia More Beautiful Committee. The Camden Children's Garden was awarded Camden County's Economic Development Award for the Eagles Butterfly House and Education Center, which we built together in 2001.





**JEFFREY
LURIE**

**CHAIRMAN/
CHIEF EXECUTIVE OFFICER**

It was an experience that Jeffrey Lurie won't forget. His Philadelphia Eagles had just defeated the Chicago Bears in the NFC Divisional Playoff game, and advanced to the NFC Championship game.

The thrill of victory was just as great as the sense of the challenge ahead. The Eagles were next going to play the St. Louis Rams and the winner would advance to the Super Bowl.

And Lurie was as excited as any fan that had been a season-ticket holder for 30 years.

"It culminated in a victory where you said, 'We're going to the NFC title game. We're one of the two best teams in the conference and if we win the next week, we're in the Super Bowl.'

"There's little that can be a bigger high than that," he said. "From what we've been able to build and work towards, and all the work this organiza-

tion puts into it on a year-round basis – the players, the coaches, the executives, everyone who works here – it was just a moment when I felt, 'Boy, we've achieved a lot and there's so much more we're going to achieve.' That moment, that feeling, that's why you want to own a team, work for a team or be a fan of a team.

"It was a moment of real pride, real excitement."

The wonderful journey that was 2001 ended the following Sunday in St. Louis, but it didn't dampen the enthusiasm for the Eagles.

Lurie's commitment to the team and the City of Philadelphia is as strong as ever, and the results are impressive.

His football team has been in the playoffs four times since 1995, Lurie's first full season owning the Eagles. Only Miami (6) Green Bay (5) and San Francisco (5) have landed in the postseason more since '95. In the last two seasons, the Eagles have won 22 games. Only one team in the entire NFL, St. Louis with 24, has more victories in 2000-2001.

The Eagles are young and growing and considered one of the favorites in the NFC in 2002.

Lurie can look out the window of his comfortable office at the sparkling NovaCare Complex and see the new stadium racing toward its 2003 completion. The landscape of South Philadelphia has changed, and the Eagles are dominating the image.

"I'm very pleased with the direction of the organization from top to bottom," said Lurie. "It takes a real commitment to doing what we believe in, and we're all



together in our focus to be the best sports franchise possible on and off the field."

Since becoming owner of the Eagles, Lurie, who was named NFL Owner of the Year by *The Sporting News* in 1995 and by *Fred Edelstein's Pro Football Insider* in 2000, has gone about the business of shaping the football team and the franchise on and away from the playing venue.

Describing his philosophy of ownership as a "partnership between the city, the fans and the team," one of Lurie's primary objectives early in his time in Philadelphia was the formation of Eagles Youth Partnership, the team's non-profit, charitable wing. Now in its seventh year, the award-winning Eagles Youth Partnership has developed into one of the most innovative and dynamic non-profit organizations in Philadelphia and the entire NFL.

In 1999, Lurie initiated a program called "Invest In Yourself" to provide his players a foundation to help serve them after their football careers are finished. The program has been a tremendous success, paving the way for dozens of players to study, learn and "graduate" from the Invest In Yourself program.

Says Lurie, who serves on the NFL's powerful Finance Committee and is on the Board of Directors of NFL Charities: "We care about the players in more ways than how they do on the football field. Of course it's important that they perform, but they are men with families who have lives outside the game. This program helps the players in their lives away from foot-

ball."

In 1996 Lurie was the recipient of the Torch of Liberty Award conferred by the Anti-Defamation League of Philadelphia and a year later was honored by Philadelphia's Operation Understanding, an acclaimed group that fosters interracial harmony among future leaders of the African-American and Jewish communities.

In addition, Lurie is a director of both the Autism Research Foundation and the National Alliance for Autism Research.


"It is one of the most under-funded conditions in the country, and we need to raise awareness," said Lurie. "Those who have autism are wonderful people, usually highly intelligent, sweet and caring. They are often unable to effectively communicate with others. A great deal more research needs to be done and we all can start by being aware of what autism really is."

Prior to entering business, Lurie served as an adjunct assistant professor of social policy at Boston University.

He earned a B.A. from Clark University, a Master's degree in psychology from Boston University and a Ph.D in social policy from Brandeis University. Lurie also served as the president and chief executive officer of Chestnut Hill Productions, a Los Angeles-based film company, since forming it in 1985.

Born on Sept. 8, 1951 in Boston, MA, Lurie now resides in the Philadelphia area with his wife and their 2 children.





PRESIDENT

Overseeing the day-to-day operations of the franchise since May 6, 1994, Joe Banner has been long known as one of the NFL's top executives. Banner was named to his current post of team president on August 1, 2001.

"Joe plays a crucial role in most everything we accomplish. His determination, intelligence and desire for success are invaluable assets to the Philadelphia Eagles," said Jeffrey Lurie, Chairman/Chief Executive Officer of the Eagles. "He's a great team player, unselfish and wants what's best for the franchise, our fans and our players."

Banner has been consistent in his support of Lurie's four-pronged plan to make the Eagles the best organization on and off the field in the NFL. Banner was key in the Eagles' successful efforts to secure a partnership with NovaCare, which resulted in the building of the spectacular NovaCare Complex, the 108,000-square foot facility. The

NovaCare Complex, which houses the entire organization on a day-to-day basis, is the largest such facility in sports, and has been hailed as the most state-of-the-art building of its kind.

Likewise, his tireless efforts to forge a partnership with the City of Philadelphia to build a crown jewel of a football-based stadium in Philadelphia have been duly complimented. Lincoln Financial Field will be completed in time for the Eagles to play football in August of 2003.

"This is a very complicated project that required a great deal of diligence and patience," said Philadelphia Mayor John Street at the ribbon-cutting ceremony, celebrating the opening of the NovaCare Complex. "As I've told Jeff Lurie many times, deals of this nature wouldn't get done without having someone who demonstrates the tenacity and diligence of Joe Banner."

Banner, 49, has been involved in the creation and execution of every department in the organization. Whether it was the restructuring of the football operation and hiring of Andy Reid, the creation of the league's most respected marketing operation, or the formation of the nationally-acclaimed Eagles Youth Partnership, he was at the center of what has led the Eagles to being thought of as one of the most dynamic and progressive organizations in all of sports.

Banner's salary-cap expertise has been highlighted in recent years by a *USA Today* poll of team general managers and NFL executives which listed him as one of the league's most creative and innovative salary cap management experts and contract negotiators. *The New York Times* hailed him as "the Joe



Montana of the salary cap. He's simply the best." ESPN.com's Len Pasquarelli says he "should be the poster child for crafty and responsible salary cap management." Esteemed *Dallas Morning News* columnist Rick Gosselin stated, "The Eagles [under Banner] have developed a strategy for the salary cap. And now it's the blueprint for financial success in the NFL: Draft well, play them young, extend them early."

Banner's salary cap management skills do not go unnoticed within the Eagles organization, as well. "With all the recent success of the team, most of the credit usually goes to the players and coaches," said Reid. "But without the support and hard work of the front office, we would not have that success. Joe Banner is a big part of that support. As I've said many times before, Joe is the best as far as managing that salary cap."

Those results on the field are very tangible. Since 1995, Lurie and Banner's first full season with the Eagles, only four teams have appeared more times in the postseason than Philadelphia (four out of seven seasons). In that time span, only four teams have made it to the second round of the playoffs or beyond more than the Eagles (3).

While football is a huge focus in his life, Banner also has time for being a devoted husband to his wife, Helaine, and a loving father to daughter Jill (13) and sons Jason (7) and Jonathan (5). The Banner family resides in the suburban Philadelphia area.

Banner also devotes a lot of time and energy to community service and is active in non-profit groups. He is the co-

chair of the Philadelphia City Year Board and is responsible for bringing that program to Philadelphia. Banner is also the chair of City Year's National Leadership Committee.

In 2001, Banner also received a prestigious leadership award from the renowned PARTNERS Program, a charitable organization that aims to enhance social and race relations in the Philadelphia region.


Of City Year, Banner says: "City Year is extremely important to me because I believe we live in a community and we each have an obligation to try to make our communities better places. For me, City Year epitomizes the values and beliefs by which I have tried to live my life."

Said Lurie of Banner's community involvement: "Joe is invaluable not only to the Philadelphia Eagles organization but to the Philadelphia community as a whole. On the professional side, Joe has been the point person on the most crucial issues facing our organization. Joe's impact on the community, however, is of equal importance."

In 1995, President Bill Clinton appointed Banner to a panel of 10 judges nationwide, which selected the 15 recipients of the prestigious President's Service Award. He is also on the board of the Maxwell Football Club and the Philadelphia Convention and Visitors Bureau.

Banner (born 2/13/53) is a graduate of Denison University and was a sports producer and reporter at Philadelphia radio station WCAU 1210 AM.





**LEN
KOMOROSKI**

**SENIOR VICE PRESIDENT/
BUSINESS OPERATIONS**

On March 15, 1996, the Eagles made a significant addition to the club's front office with the hiring of Len Komoroski as Vice President-Sales and Marketing. Fifteen months later, with the Eagles sales and marketing efforts earning national acclaim, Komoroski was elevated to the position of Senior Vice President. In 1999, he was named the Chief of Business Operations of Eagles Sports and Entertainment. This newly-created entity manages the Eagles sales and marketing functions as well as the management and operation of the soon-to-be-completed Lincoln Financial Field, in addition to the business operations of other associated properties.

"Under Len's guidance, we have developed one of the most aggressive and visionary sales teams in all of professional sports," said Eagles Chairman/CEO Jeffrey Lurie.

With the Eagles, Komoroski oversees

all sales and marketing aspects of the organization, including corporate sales, internet, broadcasting, Penthouse Suites, ticketing, advertising and promotions, corporate communications, community relations, merchandising, and event presentation, while assisting in the team's facility development efforts.

Over the past six years, Komoroski has enhanced the organization's sales and marketing capabilities by recruiting some of the top marketing executives within their areas of concentration in the sports field. During that span, he also spearheaded the creation of the Eagles Television Network, developed one of the largest local television packages in the NFL, and brought in-house other properties such as publications. The team is also acclaimed for its internet efforts. In addition, the franchise has dramatically grown its event capabilities through the most highly-attended Training Camp in the NFL and the advent of "Eagles Fan Fair," as well as developing a strong merchandising division. In 1997, he was a key figure in securing a 25-year, multi-million dollar partnership with NovaCare that led to the new state-of-the-art corporate headquarters/practice facility – the NovaCare Complex. He was recently named to the NFL's inaugural Marketing Committee.

He is now charged with leading the effort to maximize the revenue and marketing opportunities associated with the Eagles new stadium slated to open in August of 2003 – Lincoln Financial Field. He played a leadership role in fostering the relationship with the Lincoln Financial Group for a 20 year, \$139.6 million arrangement to name the stadium. The organization has also already sold



out its first phase of suites for the new stadium, and is nearing completion of sale for the second phase.

Komoroski came to the Eagles from the Cleveland Lumberjacks of the International Hockey League, with whom he served as the club's Senior Vice President-Chief Operating Officer. He was an alternate governor and a minority shareholder of the club.

During his two seasons with the Lumberjacks the team established a Cleveland pro hockey single season attendance record and more than tripled their gross revenues. Komoroski was a member of the IHL's Marketing Advisory Committee, and was also runner-up in the league's executive of the year vote.


Prior to his tenure in Cleveland, Komoroski spent six and one-half seasons with the NBA's Minnesota Timberwolves and their facility, Target Center, serving in a senior management role during the startup of both entities and later as the senior sales and marketing official for both groups. It was with considerable input and guidance from Komoroski that the Target Center became one of the first facilities in pro sports to bear a corporate name from its inception. During his tenure there, the Timberwolves set an NBA all-time attendance record with an average of 26,000

fans per game during their 1989-90 inaugural season and annually ranked among the NBA leaders in both attendance and corporate revenues. During the last two years of his tenure there, the Target Center was tabbed as one of the top six facilities in the nation for gross revenues and event activity by Pollstar.

Komoroski also oversaw an eight-state region as a regional manager for the Miller Sports Group in 1987-88, developing and supervising Miller's relationships with the NBA, NFL, NHL, Major League Baseball, NASCAR, National Hot Rod Association, and minor league baseball properties. Prior to his stint with Miller, Komoroski was an assistant general manager of the Minnesota Strikers of the Major Indoor Soccer League from 1986-87. From 1982-86, Komoroski performed in various sales and marketing management positions with the Pittsburgh Civic Arena Corporation, which included the NHL's Pittsburgh Penguins, and the MISL's Pittsburgh Spirit.

Komoroski serves on the board of the Philadelphia Sports Congress and the National Sports Forum. A graduate of Duquesne University, Len and his wife, Denise, have three daughters, Kristin, Kelly, and Jamie, and a son, Zachary.





**DON
SMOLENSKI**

**SENIOR VICE PRESIDENT/
CHIEF FINANCIAL OFFICER**

In December of 1998 the Eagles bolstered their front office with the hiring of Don Smolenski as the club's Vice President/Chief Financial Officer.

Early in 2000, in the midst of negotiating a deal for a new stadium and efforts to finance the new Eagles NovaCare Complex beginning to unfold, Smolenski was elevated to Senior Vice President. In the year since, the organization has broken ground on a new stadium - Lincoln Financial Field - set to open in 2003 and moved into their new home at One NovaCare Way. Known for his effective, easy-going style, Smolenski is now a part of one of the most well-respected front offices in the National Football League.

"With his broad range of thinking, Don has helped to develop ways of melding the business facets of the

Eagles organization with the football," said Eagles president Joe Banner. "He is one of the true unsung heroes of the stadium whose behind the scenes work made a huge difference."

Smolenski oversees all aspects of the organization's financial operations, including stadium financing, debt management, budgeting, financial reporting, human resources, information services, insurance, and team travel. In 2001, he played an integral role as the team completed their deal for the new stadium construction loan.

Smolenski came to the Eagles from the International Hockey League where he was the Chief Financial Officer. During his tenure, he oversaw all league financial issues and played an integral role in the expansion of the league. Through the development of expansion models and the analysis of league performance models, Smolenski saw the league expand from 12 to 19 teams. He also spearheaded the development of a salary cap and several other cost management programs as well as interfaced with each of the team finance directors.

Prior to his term with the IHL, Smolenski worked as a public accountant with Arthur Andersen.

An avid runner, Smolenski has completed the Detroit, Pittsburgh and Boston Marathons. After graduating with a BA in Biology from Amherst College, he continued on to earn his Masters in Accounting from the University of Hartford. Don and his wife, Karen, have two sons, Jake (4) and Shane (2).





**SARAH
MARTINEZ-HELPMAN**

**EXECUTIVE DIRECTOR
EAGLES YOUTH PARTNERSHIP**

When Eagles Chairman/ CEO Jeffrey Lurie and his wife, Christina, established Eagles Youth Partnership (EYP) as the team's non-profit charitable wing in 1995, they named Sarah Martinez-Helfman as its Executive Director. Now in her seventh year, Martinez-Helfman, frequently described as a "dynamo," is recognized as a leader in the field of sports philanthropy.

"From the start, we were all convinced she had the ability to not just manage grants, but create programs, work with our players, and get them involved," says Joe Banner, team President. "I don't

think there's anyone here who doesn't feel she has exceeded the expectations we had. Sarah is more passionate about what she does than anyone can be about what they do."


Martinez-Helfman has devoted much of her career to working with young people. She has helped develop two National Service AmeriCorps Programs, has served as Chief Clinician of a residential treatment center for adolescent males in the juvenile justice system and as the lead advocate of a Rape Crisis Center. She currently serves of the Board of the Literacy Action Project.

On the corporate end, Martinez-Helfman spent three years in Europe, advising corporations, groups, and individuals on their charitable giving in England, Ireland, and Russia.

A graduate of the University of Wisconsin-Madison, Martinez-Helfman earned her B.A. in English Literature and her M.S. degree in Counseling Psychology. She also holds certificates as a trainer of diversity, conflict resolution and perceptual processing. Having lived in four countries, she now is happily settled with her family in Haverford, PA. Her simple mission in life is to leave the world better than she found it.

For more information on Eagles Youth Partnership, please refer to pages 10-11 in this media guide.





ANDY REID

**HEAD COACH/EXECUTIVE VICE
PRESIDENT OF FOOTBALL OPERATIONS**

One of the NFL's best young minds, Andy Reid has really put his stamp on this city's beloved football team. After taking over a 3-13 club on January 11, 1999, Reid has been simply masterful in turning the Eagles into one of the NFL's elite teams. Last year, he captured the team's first NFC East division title since 1988. His Eagles also reached the NFC Championship game for the first time since 1980 and he tied the club's all-time record for postseason wins by a head coach with 3, joining Greasy Neale and Dick Vermeil. After a 5-11 mark in his first season, he led the 2000 Eagles to the greatest turnaround in franchise history, finishing 2nd in the NFC East at 11-5 and earning a trip to the NFC Divisional Playoffs. For his efforts, Reid was named the NFL's coach of the year by the Maxwell Football Club, *The Sporting News*, and *Football Digest*.

His vision, his dedication, his passion, and his organizational skills are impeccable. On May 8, 2001, Reid was promoted to head coach/executive vice president of football operations.

Eagles Chairman/CEO Jeffrey Lurie who, when he had tabbed Reid to be the Eagles' head coach, said he was looking for a CEO of the football oper-

ation, "Andy is somebody who sees the big picture at all times. He understands the teamwork approach in a big way. He assembled a terrific staff. He brought such a positive, self-confident attitude here from Day One. He understands the building blocks of what it takes to lead this team to the Super Bowl. It's contagious throughout the organization, even in departments that have nothing to do with football. He wants to bring people together. It's remarkable to see."

Reid came to the Eagles after spending the previous seven seasons as an assistant coach with the Green Bay Packers under Mike Holmgren. With Green Bay, Reid helped the Pack reach the playoffs six straight times from 1993-98. During that span, Green Bay defeated New England in Super Bowl XXXI and reached the NFL's title game again the following year after earning the NFC crown with a victory over San Francisco.

In his 10-year NFL coaching career, Reid's teams have made the playoff 8 times and have posted a 12-7 record in the playoffs. He has coached in the Super Bowl twice, in the NFC Championship game four times, and in the Pro Bowl two times.

REID ALL ABOUT IT

- Career Regular Season Record: 27-21 (.563) ... vs. NFC East: 13-11 (.542) ... Playoffs: 3-2 (.600) ... Overall: 30-23 (.566)
- Posted back-to-back 11-5 seasons and playoff berths in only his 2nd and 3rd years as a head coach. The last Eagles coach to post back-to-back 11-plus win campaigns was Dick Vermeil (1979-80).
- The July, 2001, issue of *ESPN The Magazine* included "The List" of the most favorite things in sports. Reid was named Favorite Coach.

The Plan:

"The important thing is to lay a plan, and then follow it step by step no matter how small or large each one by itself may seem." This quote by Charles A. Lindbergh is scribed behind Reid's desk and reflects his coaching philosophy.

From the first day Reid set foot in the Eagles



office, he orchestrated a plan on what it was going to take to make this a championship-level team. That plan has been evident throughout the last three years as the atmosphere surrounding this team has been a reflection of the style of its head coach.

By the conclusion of the 1999 season, Reid's first at the Eagles' helm, the new field general implemented a change in attitude. Although the Eagles finished with a 5-11 record, Reid made it a priority to implement an upbeat and positive attitude as the Eagles possessed one of the youngest teams in the league.

Also evident during his first three seasons as Eagles head coach has been Reid's penchant for thorough preparation, attention to detail, and the demeanor of a hands-on CEO-type.

Said Reid's agent Bob LaMonte of his client, "Andy is a CEO type of coach. He's like [Seattle's] Mike Holmgren or [Denver's] Mike Shanahan, a guy who goes beyond just the Xs and Os. He's an organizer and a manager and he's really, really intelligent."

Said Holmgren of Reid's days as an NFL assistant, "It was his curiosity, the questions he would ask, his note taking. He was just a sponge. He wanted to know everything that he could. He related well with the coaching staff, and the other players loved him."

Even the NFL league office has taken note of Reid's organizational skills. In 2000, he was named by commissioner Paul Tagliabue as a member of the NFL's Competition Committee Coaches Subcommittee.

The Binder:

Already a meticulously organized man when serving under Holmgren as a Packers' assistant, Reid began keeping a notebook - a three-ring binder -

that would help prepare him to one day become a successful head coach.

Wrote Phil Sheridan of the *Philadelphia Inquirer*, "As he is wont to do, Reid seized the idea and took it to the extreme. By the time he became a head coach, his head-coaching notebook was roughly six inches thick."

Reid saved the old ideas and devised new plans, plans that he would implement when he became a head coach. But this was not about game-plans and Xs and Os. It was about how to build a winning organization. It included everything - practice schedules; travel schedules; off-season schedules for players by position; scouting reports; notes

from speeches Holmgren gave his troops before, during, and after games; biographical information on fellow members of the coaching fraternity (so that he might one day assemble a staff of his own); scouting tips; information on player programs to help players better prepare themselves for their post-football careers; and much, much more.

The Man:

LaMonte, who knows Reid perhaps as well as anyone, knows that the Eagles coach is well rounded despite being a workaholic. "You can sit and talk to Andy about almost anything," said LaMonte. "He's a well-rounded guy."

Wrote Sheridan: "Reid is a cross between the real go-getter at the office who everyone knows will make vice president first (but likes anyway) and the cheerful brother-in-law who shows up with all the power tools when help is needed around the house."

Reid himself attributes his nature to his days as an offensive lineman in high school and college, saying "I'm glad to be of offensive lineman

REID'S CAREER AT A GLANCE		
1979-81	BYU	• Tackle/Guard
1982	BYU	Graduate Assistant
1983-85	San Francisco St.	Offensive Coordinator
		Offensive Line
1986	Northern Arizona	Offensive Line
1987-88	Texas-El Paso	Offensive Line
1989-91	Missouri	Offensive Line
1992-96	Green Bay Packers	Tight Ends/ Asst. Offensive Line
1997-98	Green Bay Packers	Quarterbacks
1999-	Philadelphia	Head Coach
	• player	



roots. That way you don't lose perspective amidst the glamour, the monetary things. You have that hard-work thing ingrained in your brain. You understand you haven't gotten to where you are without hard work."

Indeed, that work ethic may have been forged even before Reid put on football pads. Growing up in Los Angeles near Dodger Stadium, Reid's mother, Elizabeth, was a radiologist while his father, Walter, was an artist working primarily on backdrops for theatrical sets. Father and son would leave their house at 4:30 a.m. Walter, who worked across the street from a junior high, would drop Andy off at the school and the younger Reid would work on various projects in the wood shop.

Today, Reid's work ethic is evident in how he approaches his job. His well-rounded nature is evidenced by the fact that he is a skilled craftsman who can make cabinets and clocks. He also enjoys tinkering with old cars and, in fact, owns a 1928 "Model A" Ford.

And his personal experiences, which include a stint as a columnist for the Provo (UT) *Daily Herald* during his days at BYU, have given him a continuing source of enjoyment - writing. "I had my own little column," said Reid (who once longed to be a writer for *Sports Illustrated*) of his days as a player and sports-writer at BYU. "I loved Jim Murray (a long-time columnist with the *LA Times*). I wrote one of these cutesy deals, trying to write like Jim. (laughing) The editors took it easy on me. I enjoyed writing. I still do. I keep a journal to this day. It's a great release."

Climbing the Coaching Ladder:

Reid, who has an extensive and diverse coaching background, enjoyed a two-year stint as the Packers quarterbacks coach, working with all-pro Brett Favre during the 1997-98 seasons. Reid took over that role in February of '97 after Marty Mornhinweg departed Green Bay to become the San Francisco 49ers offensive coordinator under head coach Steve Mariucci, the original QB coach

on Holmgren's Packer staff. Just weeks earlier, in December of '96, Holmgren made known the degree of respect he had for Reid's knowledge and talent as a coach when he quietly placed the "supervisory" tag on the then-tight ends coach. That tag would prevent NFL clubs from hiring Reid as anything other than a head coach unless given permission to do so by Holmgren.

REID'S COACHING INFLUENCES

Hiro Tanaka, John Marshall HS, Los Angeles: "He took a bunch of kids of different races and combined them into making a team. We never had a problem."

Jim Sartoris, Glendale Junior College: "I was in that first group, and he came in, took a terrible program and built it back up into a championship team. I was right there for that."

LaVell Edwards, BYU: "I saw a guy who knew how to treat people. He didn't care who you were, what you were about. At the same time, now, he could crack the whip. He never turned away an autograph seeker. And he didn't lose his cool during tough times."

Vic Rowan, San Francisco State: "Whenever he saw an interesting play on TV, he'd call up that coach and ask him to go through it with him in detail. He collected playbooks from all over the place."

Mike Holmgren, Green Bay: "I have a hard time believing anyone has done it better than him when I was working for him."

In 1997, Reid's first campaign overseeing the Pack's passers, Green Bay won its second straight NFC crown and Favre garnered league MVP honors for the third consecutive season, this time sharing the distinction with Detroit running back Barry Sanders. Earlier that year, Jim McMahon, a veteran of 15 NFL seasons and the BYU quarterback Reid had once protected as an offensive lineman, retired from the game. Two years later, when Reid became the Eagles' head coach, McMahon looked back on 1997 and joked, "I knew it was time to retire when a guy who blocked for me in college was supposed to teach me how to play quarterback. Seriously, though, I was always impressed with how thorough and prepared Andy was. He knew the Packers' offense better than anyone."



Prior to tutoring Green Bay's quarterbacks, Reid achieved notable success overseeing the Packers' tight ends, while at the same time assisting offensive line coach Tom Lovat. Under Reid's watch, the Pack's tight ends were a consistently productive lot. Reid's charges were particularly effective in 1995-96 when Mark Chmura and Keith Jackson earned trips to the Pro Bowl. Chmura's selection to the Pro Bowl in 1995 (the first for a Packers' tight end since 1983) came after he hauled in 54 passes, Jackson's after he made 10 TD receptions in '96 and played a major role in the Pack's Super Bowl XXXI win over New England.

It was in Reid's first years with Green Bay that Holmgren urged the young assistant to learn the entire offensive system inside and out, not just the roles of the offensive line and tight ends. "Mike kept telling me, 'You've done that (coached the offensive line). Strive to learn the whole offense.'"

Soon, he began to learn the intricacies of the Packers' offense as they applied to each position, absorbing knowledge of the running game from Lovat and of the passing game from Holmgren and Sherman Lewis.

A tackle and guard at Brigham Young from 1979-81, Reid entered the coaching ranks as a graduate assistant on Lavell Edwards' 1982 BYU staff. It was at BYU, in fact, that Reid met and worked alongside Holmgren, who served as the Cougars' QB coach from 1982-85.

Reid next moved to San Francisco State in 1983 and helped the Gators lead the nation in passing and total offense for three consecutive years (1983-85) while serving as that school's offensive

coordinator, offensive line coach and strength coach. He then continued to build his coaching reputation by developing quality offensive lines at Northern Arizona, Texas-El Paso, and Missouri.

Family Man:

Born Andrew Walter Reid in Los Angeles on March 19, 1958, Reid, now 44, has a brother 10 years his senior, Reginald. Raised not far from Dodger Stadium, Reid was a devoted fan of both the Dodgers and the NFL's Rams (Merlin Olsen and Deacon Jones in particular). He went on to attend John Marshall High in LA, Glendale (CA) Junior College, and later matriculated at Brigham Young University where he earned both a bachelor's degree in physical education and a master's degree in professional leadership in physical education and athletics.


It was at a physical education class at BYU that Reid met the woman who would become his wife, Tammy. "What attracted me to him more than anything was his character. He's just a really good guy, very honorable and very conscientious." Reid converted to the Mormon faith in 1979 which Tammy and her family had practiced.

They have been married 21 years and have five children, each of whom was born in a different state as Reid literally moved up the coaching ladder - sons Garrett, 19 (4/13/83); Britt, 17, (4/28/85); and Spencer, 10 (6/16/92); and daughters Crosby, 14 (3/17/88); and Drew Ann, 12 (3/9/90). A devout family man, Reid emphasizes his desire to properly prioritize the things in his life. For him, family comes first. Said Reid, "Everything I do outside of [football], I try to direct toward my family."

The following chart is a three-year comparison of some key statistics during the time before and after the hiring of Reid in 1999.

Statistic	Before Reid (1996-98)	Since Reid (1999-2001)
Regular Season Record	19-28-1 (.406)	27-21 (.563)
Road Record	5-18-1 (.229)	14-10 (.583)
Playoff Record	0-1 (.000)	3-2 (.600)
Pro Bowl Selections	5	14
Record when scoring 20+ pts.	11-8 (.579)	21-2 (.913)
100-yd. rushers allowed	19	10





**JIM
JOHNSON**

DEFENSIVE COORDINATOR

On January 22, 1999, Eagles head coach Andy Reid targeted and hired Jim Johnson as the Eagles new defensive coordinator. A veteran of 16 seasons as a NFL assistant, Johnson has proven to be the right man in leading the team's defense in becoming one of the premier units in the NFL.

The Eagles defense knows only one way to play and that is to attack. In 2001, Johnson's unit allowed the 2nd fewest point total in the NFL (208) and became the fourth team in NFL history to go all 16 games without allowing more than 21 points. Their streak of allowing 21 or fewer in 34 straight games was second longest in NFL history (Minnesota, 1968-71). Another benchmark of this unit is their ability to throw up a wall inside the red zone and on third downs. Over the last two years, they ranked first in the league in red zone defense (28 TDs in 86 atts) and in opponent's third down conversion percentage (143 first downs in 453 atts). In 1999, Johnson's unit forced a NFL-best 46 turnovers, including a team-record 5 interceptions returned for TDs.

In 1998, he helped the Seahawks lead the AFC and rank second in the NFL with 53 sacks. Their defense also logged 10 TDs in '98 (including eight INTs returned for scores, 2nd most in NFL history).

Johnson arrived in Seattle after a four-year tenure with the Indianapolis Colts. After serv-

ing as that club's linebackers coach for two seasons, Johnson was promoted to defensive coordinator in 1996. His 1997 unit ranked 4th in the NFL in pass defense and 10th in terms of total yards allowed.

Prior to joining the Colts, Johnson spent eight seasons as an assistant with the Arizona Cardinals (1986-93). After overseeing the Cards' defensive line for four seasons, Johnson excelled as the Big Red's secondary coach. In that role, Johnson helped safety Tim McDonald and cornerback Robert Massey, reach the Pro Bowl. At the same time, another of Johnson's young players, cornerback Aeneas Williams, began his rise to stardom. It was under Johnson's tutelage in 1991 that Williams became the first rookie cornerback to lead the league in interceptions (6) since 1981.

Johnson began his coaching career as head coach at Missouri Southern (1967-68), before serving four-year tenures at Drake as defensive coordinator and Indiana as linebackers coach. From 1977-83, Johnson served as defensive coordinator and assistant head coach at Notre Dame, a stint that included a national championship in 1977.


An all-conference quarterback himself at Missouri (where he played in the same backfield with former Colts' executive Bill Tobin), Johnson went on to spend two seasons with Buffalo as a tight end (1963-64).

A native of Maywood, Ill, the 61-year old Johnson (born 5/26/41) has a bachelor's degree in education and a master's degree in physical education from Missouri. He and his wife, Vicky, reside in suburban Philadelphia. They have two children, Scott (37) and Michelle (34), and three grandchildren, Katie, Justin, and Brandon.

JOHNSON'S CAREER AT A GLANCE

1959-62	Missouri	• Quarterback
1963-64	Buffalo Bills	• Tight End
1967-68	Missouri Southern	Head Coach
1969-72	Drake	Defensive Coordinator
1973-76	Indiana	Linebackers
1977-83	Notre Dame	Defensive Coord./ Asst. Head Coach
1984	Oklahoma (USFL)	Defensive Coordinator
1985	Jacksonville (USFL)	Defensive Coordinator
1986-93	StL/Arz Cardinals	Defensive Line/ Defensive Backs
1994-97	Indianapolis Colts	Linebackers/ Defensive Coordinator
1998	Seattle Seahawks	Linebackers
1999-	Philadelphia	Defensive Coordinator
	• player	





**BRAD
CHILDRESS**

OFFENSIVE COORDINATOR

Brad Childress enters his 4th season as an Eagles assistant coach, and his first as the team's offensive coordinator. The 45-year old Childress was named offensive coordinator on April 10, 2002, after Rod Dowhower, the club's offensive coordinator from 1999-2001, announced his retirement.

"I do believe that Brad is one of the top assistant coaches in the National Football League," said head coach Andy Reid. "He'll continue on with the offensive plan and continue to build on that and add his flair to that. Brad will continue to work closely with the quarterbacks. Pat Shurmur will work as the quarterbacks coach, but Brad will be very involved with the position and, again, will oversee the complete offense."

The club's quarterback coach from 1999-2001 (he was hired one day after Reid was named head coach on January 11, 1999), Childress has emerged as one of the most valuable offensive minds in the NFL as he is credited with the development of Donovan McNabb. Under Childress' tutelage, McNabb learned the intricacies of the West Coast offense as a rookie and then quickly became a two-time Pro Bowl selection and an MVP candidate. Over the last two years, McNabb has averaged 3,300 passing yards and 23 TD passes, while rushing for a total of 1,111 yards and 8 more scores.

Prior to joining the Eagles, Childress orchestrated one of the nation's most produc-

tive offenses at the University of Wisconsin, where he served as offensive coordinator and quarterbacks coach from 1992-98.

During his tenure at Wisconsin, the team played in five bowl games, including a 38-31 Rose Bowl victory over UCLA on January 1, 1999. In 1993, the Badgers set a school record and ranked fourth in Big Ten Conference history with 455.2 yards per game. That squad also ranked 8th in the nation in rushing, 12th in total offense and 25th in passing, while establishing the Big Ten mark for completion percentage (67.5).

In his eight seasons overall at Wisconsin, the Badgers' led the conference in rushing three times and, in 1995, set a UW mark by averaging 221.7 passing yards per game. The school's all-time single-season leaders in passing (Darrell Bevell-Packers offensive assistant), receiving (Lee DeRamus), rushing (current NY Giants RB Ron Dayne), and scoring (Dayne) all flourished under Childress. In addition, Eagles FB Cecil Martin was a Badger during Childress' tenure and led the way for Dayne.

A graduate of Eastern Illinois, Childress began his coaching career with a seven-year stint at Illinois. It was there, under Childress' instruction, that Fighting Illini WR David Williams set a Big Ten record for receptions (101 in 1984), a mark that still stands today.


Then, after spending the 1985 season as the quarterbacks coach on Dowhower's Colts staff, he returned to the collegiate ranks for the next 13 seasons with stops at Northern Arizona (1986-89), and Utah before moving to Wisconsin. It was during the first of his three seasons as offensive coordinator at Northern Arizona that Childress first worked with Reid. He also worked with current NFL head coaches Marty Mornhinweg (Lions) and Bill Callahan (Raiders) at NAU.

Childress and his wife, Dru-Ann, have four children: sons Andrew, Christopher, and Kyle, and daughter Cara. Born 6/27/56 in Aurora, IL, Childress attended Marmion Military High School.

CHILDRESS' CAREER AT A GLANCE

1978-84	Illinois	Running Backs/ Wide Receivers/ Graduate Assistant
1985	Indianapolis Colts	Quarterbacks
1986-89	Northern Arizona	Offensive Coordinator
1990	Utah	Wide Receivers
1991	Wisconsin	Running Backs
1992-98	Wisconsin	Offensive Coord./ Quarterbacks
1999-01	Philadelphia	Quarterbacks
2002-	Philadelphia	Offensive Coordinator





JOHN HARBAUGH

SPECIAL TEAMS

One of the top men in his profession, 39-year old John Harbaugh enters his fifth season in Philadelphia leading the Eagles special teams units. This past season, Harbaugh was honored by his peers as the league's special teams coach of the year. That award was created by the Professional Kicking Services and was voted upon by all 31 special teams coaches in the NFL.

Under Harbaugh's direction, the Eagles special teams have excelled over the years, but in 2001, those units were just simply the best in the business. Harbaugh's units ranked in the top 10 in a league-best 14 of the 16 major special teams categories in the NFL. Besides his aforementioned honor, Harbaugh and his units ranked #1 in the articulate special teams ranking system by esteemed *Dallas Morning News* columnist Rick Gosselin in 2001. Along the way, kicker David Akers earned his first career Pro Bowl selection, while return specialist Brian Mitchell and P Sean Landeta were named alternates to the NFC squad. Along with long snapper Mike Bartrum, those four players made up the cornerstone of Harbaugh's troops. The Eagles earned NFC special teams player of the week honors four times during the 2001 season (two by Landeta and one each by Akers and Mitchell).

Originally hired on February 18, 1998, Harbaugh was one of just four assistant coaches to be retained by Andy Reid when he was hired to replace Ray Rhodes after the 1998 season.

Harbaugh began his coaching career in 1984 at Western Michigan. Three years later, he joined the University of Pittsburgh staff, serving under his uncle Mike Gottfried (now a college football analyst for ESPN).

After a one-year stint at Morehead State, Harbaugh spent eight seasons (1989-96) as assistant coach at the University of Cincinnati. Harbaugh then joined Cam Cameron's Indiana staff for the 1997 campaign as defensive backs and special teams coach.


The product of a football family, Harbaugh has been in and around the game his entire life. His father, Jack, is the head football coach at Western Kentucky. His younger brother, Jim, is the quarterbacks coach for the Oakland Raiders. Other relatives in the sports spotlight include Gottfried, his cousin, Mark Gottfried, the head basketball coach at Alabama, and his brother-in-law, Tom Crean, who is Marquette's head basketball coach and was the Conference USA coach of the year in 2002.

Harbaugh (born 9/23/62) attended Ann Arbor (MI) Pioneer HS before earning a degree in political science from Miami (OH) where he also played defensive back. He went on to earn his masters degree in physical education from Western Michigan.

John and his wife, Ingrid, reside in suburban Philadelphia, with their daughter, Alison (8/10/01).

HARBAUGH'S CAREER AT A GLANCE		
1980-83	Miami (Ohio)	• Defensive Back
1984-86	Western Michigan	Running Backs/ Outside Linebackers
1987	Pittsburgh	Tight Ends
1988	Morehead State	Special Teams/ Secondary/Strength and Conditioning
1989-96	Cincinnati	Assistant Head Coach
1997	Indiana	Defensive Backs/ Special Teams
1998-	Philadelphia	Special Teams
	• player	





**TOMMY
BRASHER**

DEFENSIVE LINE

Courage. Toughness. Perseverance. Those words are the epitome of defensive line coach Tommy Brasher (pronounced BRAY-zure) after battling through a bout with cancer throughout most of the 2001 season. After being diagnosed with a cancerous tumor in his parotid gland (one of the salivary glands) on October 16th, Brasher underwent a six-hour surgery to have it removed. Three weeks later, he underwent another six-hour procedure to have 67 lymph nodes removed from his neck and shoulder. Remarkably, Brasher missed just five total days of work and not one snap of football on game day.

Brasher's battle with cancer earned him the Ed Block Courage Award in 2001. Although this award is given annually to one player from each NFL team, Brasher became just the third special non-player recipient of this prestigious honor.

Brasher is in his second tour of duty with the Eagles after being named the club's defensive line coach on 1/22/99. Now 61, Brasher served in the same capacity with the Birds in 1985 as a member of then-head coach Marion Campbell's staff.

Under Brasher's guidance, the defensive line has become a strong point of this team. DE Hugh Douglas has become a two-time Pro Bowl selection, while DT Corey Simon has picked up 17 sacks in his first two NFL seasons

(4th most by a DT in NFL history).

Prior to joining the Birds, Brasher enjoyed a successful seven-year stint as the Seattle Seahawks' defensive line coach.

During his tenure in Seattle, Brasher saw two of his linemen - DT Cortez Kennedy and DE Michael Sinclair - earn multiple Pro Bowl appearances. Kennedy was selected following the 1992-96 and 1998 seasons, while Sinclair was voted in after each of the last three campaigns (1996-98). Kennedy was also named defensive player of the year in 1992.

In addition to serving as the Eagles' defensive line coach in 1985, Brasher also held identical posts at New England (1982-84), Atlanta (1986-89), and Tampa Bay (1990). In his one season with the Eagles, two of his defensive ends notched 13 sacks apiece - Greg Brown and a rookie named Reggie White.

An all-conference selection himself as a linebacker at Arkansas from 1962-63, Brasher was a college teammate of Cowboys' owner Jerry Jones and former Dolphins and Cowboys head coach Jimmy Johnson.


After beginning his coaching career with a six-year stint on the high school level, Brasher's alma mater provided him with his first collegiate coaching assignment when he became the Razorbacks defensive assistant in 1970. He sandwiched stops at Virginia Tech (1971), NE Louisiana (1974, 1976), and Southern Methodist (1977-81) around a one-year stint as the defensive coordinator of the World Football League's Shreveport Steamer in 1975.

Born on 12/30/40, Brasher attended El Dorado High in his hometown and birthplace of El Dorado, AR. He and his wife, LaNelle, have two daughters, Melodie and Christie, and two grandsons, Nicholas and Brennan.

BRASHER'S CAREER AT A GLANCE

1962-63	Arkansas	• Linebacker
1970	Arkansas	Defensive Assistant
1971	Virginia Tech	Defensive Line/ Linebackers
1974	NE Louisiana	Defensive Coordinator
1975	Shreveport (WFL)	Defensive Coordinator
1976	NE Louisiana	Defensive Coordinator
1977-81	Southern Methodist	Defensive Line
1982-84	New England	Defensive Line
1985	Philadelphia	Defensive Line
1986-89	Atlanta Falcons	Defensive Line
1990	Tampa Bay Buccaneers	Defensive Line
1992-98	Seattle Seahawks	Defensive Line
1999-	Philadelphia	Defensive Line
	• player	





JUAN CASTILLO

OFFENSIVE LINE

Juan Castillo is in his eighth season with the Eagles and his fifth as the club's offensive line coach. Castillo was one of four members of former coach Ray Rhodes' staff to be retained by head coach Andy Reid in 1999.

Castillo originally joined the Eagles on March 1, 1995 as an offensive assistant, a post he held until being promoted to tight ends coach in 1997. One year later, Castillo became the club's offensive line coach. After years of multiple changes along the line, Castillo's unit has become a force in the last two years as they have paved the way for the emergence of Pro Bowl QB Donovan McNabb. LT Tra Thomas earned his first Pro Bowl berth himself following the 2001 season becoming the first Eagles offensive lineman to earn that honor in more than 20 years.

Castillo is one of four coaches in the National Football League of Hispanic descent. In fact, Castillo is fluent in Spanish and has done some work for the National Football League in promoting the game for the game's Spanish-speaking audience. In the 2002 offseason, Castillo and his wife were special invitees of President Bush for a Cinco de Mayo celebration at the White House.

"A lot of people laughed at me when I said I wanted to coach in the NFL," Castillo said. "You have to have a dream, and then you have to have a plan, and you have to stick to the plan. Back home in Texas, I think there's a lot of people saying, 'if he can make it, we can.' If

it means more hope for Hispanics, then it's all worth it. I started just like all those people back in Texas. I was there with them, in the valley. I didn't start as a coach in the NFL. I started in high school. I worked my way up."

Castillo's work as an offensive line coach at Texas A&M-Kingsville (formerly Texas A&I University) caught the eye of Rhodes. During his five seasons there, Castillo aided in the development of five Division II All-America linemen, including tackles Jermane Mayberry, the Eagles 1996 first round pick, and Earl Dotson, a third round pick of the Green Bay Packers in 1993. In that same span, Castillo gained valuable experience as a summer coaching intern for the Tampa Bay Buccaneers (1994), Seattle Seahawks (1993), and Buffalo Bills (1992).

A former linebacker with Texas A&M-Kingsville and the USFL's San Antonio Gunslingers, Castillo began his coaching career as a graduate assistant at his alma mater before spending 1986-89 on the staff at Kingsville (TX) High School.

The 42-year old Castillo (born 10/8/59) is a native of Port Isabel, TX. He and his wife, Zaida, reside in suburban Philadelphia with their three sons, Gregory, John, and Andres.

UN HOMBRE DE MUCHAS PALABRAS


Castillo es uno de cuatro entrenadores de ascendencia hispana en la Liga Nacional de Fútbol Americano (NFL). De hecho, domina el español y ha estado ayudando a la liga en promocionar el deporte entre personas de habla española.

"Muchas personas se rieron de mí cuando dije que quería entrenar en la NFL," dijo Castillo. "Hay que tener un sueño, luego tener un plan y por fin, seguir el plan. Allá en Tejas, yo pienso que muchas personas están diciendo, 'si él puede alcanzar el éxito, nosotros lo podemos hacer.' Si mi trabajo les brinda más esperanza a los hispanos, entonces vale la pena. Comencé como todas las personas allá en Tejas. Estaba allí con ellos, en el valle. Yo no comencé como entrenador profesional. Comencé trabajando en la escuela secundaria. El esfuerzo es lo que me llevó a donde estoy."

CASTILLO'S CAREER AT A GLANCE

1978-80	Texas A&I	• Linebacker
1984-85	San Antonio (USFL)	• Linebacker
1982-85/ 1990-94	Texas A&M-Kingsville	Offensive Line
1995-96	Philadelphia	Offensive Asst.
1997	Philadelphia	Tight Ends
1998-	Philadelphia	Offensive Line
	• player	





WIDE RECEIVERS

A veteran of 24 years in the coaching profession, David Culley joined the Eagles as the club's wide receivers coach on January 19, 1999.

The 46-year old Culley came to the Eagles after a three-year stint as the Pittsburgh Steelers wide receivers coach. During that three-year span, the Steelers reached the playoffs twice, advancing to the AFC title game in 1997 and to the divisional playoffs the previous season. In all, Culley has been to the playoffs 4 times in his last six seasons as an assistant coach, including two appearances in the conference championship game.

A native of Sparta, TN, Culley was recruited by legendary coach Bill Parcells as a quarterback at Vanderbilt University. Culley broke into the coaching ranks in 1978 when he oversaw the running backs at Austin Peay University. He next returned to his alma mater to coach the Commodores' receivers from 1979-81. Culley then followed a succession of

one-year stops at Middle Tennessee State, Tennessee-Chattanooga, and Western Kentucky with a three-year stint as quarterbacks coach at Southwestern Louisiana, where he tutored Brian Mitchell. Under Culley's direction, Mitchell became the first player in NCAA history to pass for over 5,000 yards and rush for over 3,000 yards in a career.

From 1989-90, Culley was the offensive coordinator/running backs/wide receivers coach at Texas-El Paso before joining R.C. Slocum's staff at Texas A&M. While there, Culley oversaw that school's receivers and helped the Aggies dominate the SWC from 1991-93.


Culley then jumped to the NFL ranks to tutor wide receivers, first with Tampa Bay (1994-95) and then with the Steelers (1996-98). It was under Culley's supervision in 1997 that Pittsburgh WR Yancey Thigpen hauled in 79 passes for a Steelers' single-season record, 1,398 yards and 7 touchdowns en route to Pro Bowl honors.

Culley graduated from Vanderbilt with a degree in health and physical education. He and his wife, Carolyn, have a son, Monty (9/5/74), and daughter, Jessie (10/17/90).

CULLEY'S CAREER AT A GLANCE

1973-77	Vanderbilt	• Quarterback
1978	Austin Peay	Running Backs
1979-81	Vanderbilt	Wide Receivers
1982	Middle Tennessee St.	Quarterbacks/ Running Backs
1983	Tennessee-Chattanooga	Wide Receivers
1984	Western Kentucky	Quarterbacks/ Wide Receivers
1985-88	SW Louisiana	Quarterbacks
1989-90	Texas-El Paso	Offensive Coord./ RBs/WRs
1991-93	Texas A&M	Wide Receivers
1994-95	Tampa Bay Buccaneers	Wide Receivers
1996-98	Pittsburgh Steelers	Wide Receivers
1999-	Philadelphia	Wide Receivers
	• player	





DEFENSIVE BACKS

Now entering his fourth season as the club's defensive backs coach, Frazier has overseen one of the most talented cornerback trios in the NFL - Troy Vincent, Bobby Taylor and Al Harris. Under Frazier's guidance, Vincent has earned three consecutive Pro Bowl berths.

Following a successful playing career with the Chicago Bears, Frazier enjoyed a nine-year stint as the head coach at Trinity (IL) College and two seasons as an assistant at Illinois.

Frazier began his coaching career in 1988 when he was hired by Trinity College (now Trinity International University) as that school's first-ever head coach.

Frazier built the Trinity program from the ground up and quickly developed the NAIA institution into two-time Northern Illinois Intercollegiate Conference Champions. In his nine seasons at the helm, Trinity produced a number of NFL caliber players, including former Eagles WR Karl Hankton. In fact, so great was Frazier's impact on the Trinity program, the school named its football field after him

when he departed in 1997 to join the staff at Illinois as defensive backs coach.

Now 43, Frazier was a cornerback with the Bears from 1981-86. A stellar player in his own right - Frazier was named to the 1985 "All-Madden Team" - he led the Bears in interceptions for three consecutive seasons and finished his five-year career with 20 INTs before suffering a career-ending knee injury in the Super Bowl.

In 1985, Frazier was an integral part of a renowned Bears' defensive unit - led by coordinator Buddy Ryan - that led the NFL in virtually every category en route to a lopsided win over the Patriots in Super Bowl XX. A teammate of Frazier's on that '85 Bears squad was linebacker Ron Rivera, who serves as the Eagles linebackers coach.

An All-America selection as a cornerback at Alcorn State, Frazier was a teammate - and for two years a roommate - of fellow Braves' cornerback Roynell Young, who went on to become the Eagles' first round draft pick in 1980. Both Frazier and Young went on to appear as starting cornerbacks in the Super Bowl - Frazier with the '85 Bears and Young with the '80 Eagles.


An all-around athlete, Frazier also was a standout first baseman/outfielder at Alcorn, and for two seasons served as a team captain.

Born (4/3/59) and raised in Columbus, Mississippi, Frazier attended S.D. Lee High before earning a degree in business administration from Alcorn State.

Today, Frazier and his wife, Gale, have three children, sons Kieron (17) and Corey (10), and a daughter, Chantel (14).

FRAZIER'S CAREER AT A GLANCE		
1979-80	Alcorn State	• Cornerback
1981-86	Chicago Bears	• Cornerback
1988-96	Trinity (IL) College	Head Coach
1997-98	Illinois	Defensive Backs
1999-	Philadelphia	Defensive Backs
	• player	





**MIKE
KELLY**

OFFENSIVE ASST./QUALITY CONTROL

Mike Kelly, 44, is in his second season with the Eagles and his first as the club's offensive assistant/quality control. Last year, Kelly served as a pro scout with the team.

Kelly joined the Eagles in 2000 after a successful stint with Orlando of the XFL, where he served as offensive coordinator of the Eastern Division champion Rage (a league best 8-2 mark).

Prior to his stint in Orlando, Kelly was head coach of Valdosta State from 1997-99. During his reign, he coached 23 players to All-Conference honors and had two players earn All-America status.

Kelly's other professional football experience includes five seasons (1992-96) as offensive coordinator and director of Canadian player personnel (1993-96) of the Winnipeg Blue Bombers of the Canadian Football League (CFL). During his tenure, Winnipeg advanced to the playoffs five times, captured three division titles, and played in a pair of Grey Cup championship games. In total, his

offenses established 17 team records, including a professional football record of 713 passing yards in a single game.

He began his coaching career at Ridgedale High in Morral, OH, in 1980. He then went on to Edinboro (1982-83), where they were Western PSAC Champions in 1982, Marietta College (1983-86), Ohio Wesleyan (1986-87), Capital University (1987-90), where they were Ohio Athletic Conference Champions in 1987, and San Francisco State (1990-92).

A native of Waterbury, CT (born 2/11/58) Kelly graduated from Northside HS in Muncie, In., where he was later inducted into that county's Athletic Hall of Fame in 1996. Kelly played quarterback at Bluffton College where he earned a B.A. degree in health, physical education and recreation. He later earned a masters' degree in education at Edinboro.

Kelly is active in the Juvenile Diabetes Foundation and has been published twice in American Football Coach magazine. He and his wife, Patti-Ann, have three children, Jamie (16), Lindsey (8) and Morgan (6), and reside in Bridgeport, PA.

KELLY'S CAREER AT A GLANCE

1976-79	Bluffton (Ohio)	• Quarterback
1982	Edinboro	Wide Receivers
1983-85	Marietta	Quarterbacks/ Running Backs
1986	Ohio Wesleyan	Offensive Coordinator/ Receivers
1987-89	Capital	Offensive Coordinator/ Quarterbacks
1990-91	San Francisco St.	Associate Head Coach/ Special Teams Coordinator/ Running Backs/Wide Receivers
1992-96	Winnipeg (CFL)	Offensive Coordinator/ Quarterbacks/ Receivers/ Director of Canadian Player Personnel
1997-99	Valdosta St.	Head Coach
2000	Edmonton (CFL)	Offensive Consultant/ NFL Scout
2001	Orlando Rage (XFL)	Offensive Coordinator/ Quarterbacks
2001	Philadelphia	Pro Scout
2002	Philadelphia	Offensive Assistant/ Quality Control

• player





**SEAN
McDERMOTT**

DEFENSIVE ASST./QUALITY CONTROL

Sean McDermott enters his 4th season with the Eagles and his second as the defensive assistant/quality control coach. In this role, McDermott maintains and organizes the defensive playbook, breaks down film of upcoming opponents, and assists Ron Rivera in working with the linebackers.

McDermott originally joined the Eagles in 1998 as a scouting administrative coordinator, a position he held until being promoted to assistant to the head coach in 1999. One year later, McDermott was promoted to his current position.

From 1994-1997, McDermott was a safety at the College of William and Mary, earning all-conference honors in 1997 and Academic all-conference honors in 1996 and 1997. In 1998, he was the recipient of the prestigious Benjamin Ewell Award for his tremendous leadership and excellence on campus and in the community.


In 1998, McDermott began his coaching career at William and Mary as the defensive backs coach and then as the school's outside linebackers coach.

A 1993 graduate of LaSalle HS, McDermott was named All-Southeastern Pennsylvania at defensive back in 1992. An all-around athlete, he was also the national prep school wrestling champion in his junior and senior year and lettered in track twice.

A native of Omaha, Nebraska, the 28-year old McDermott earned bachelor degrees in both business finance and marketing. Sean is single and resides in Conshohocken, Pa. He enjoys exercising, playing golf and is an active member of the Church.

McDERMOTT'S CAREER AT A GLANCE		
1994-97	William & Mary	• Safety
1998	William & Mary	Defensive Backs
2000	Philadelphia	Asst. to Head Coach
2001-	Philadelphia	Defensive Assistant/ Quality Control
• player		





**TOM
MELVIN**

TIGHT ENDS

In 1983, Tom Melvin was an offensive lineman at San Francisco State University. His position coach that year was a fellow just two years his senior by the name of Andy Reid.

Today, Melvin enters his 4th season as a member of the Eagles offensive coaching staff and his first as the club's tight ends coach. He served his first three seasons as the team's offensive assistant/quality control.

The 40-year old Melvin joined the Eagles after an eight-year stint at Occidental College, where he served as the school's offensive coordinator and offensive line coach. In 1993, Melvin led the Tigers to a school-record 326 points and 2,526 rushing yards en route to an 8-1 record.

Prior to his tenure at Occidental, Melvin served as the offensive coordinator/offensive line coach at the University of Cal-Santa Barbara. At UCSB, Melvin orchestrated the nation's fifth ranked offense during both the 1989 and 1990 seasons while coaching five All-America selections.


Following his playing career at San Francisco State, Melvin went on to begin his coaching career as a graduate assistant at that school, serving on the same staff with Reid. He then moved on to Northern Arizona, where he tutored TE Shawn Collins, a first-round draft choice of Atlanta in 1989.

Born October 1, 1961 in Redwood City, CA, Melvin attended Cubberley HS in Palo Alto. Today, he holds a bachelor's degree in physical education from San Francisco State and a master's degree in educational administration from Northern Arizona.

Tom and his wife, Kathy, have three sons, Justin (18), Joshua (15), and J.T. (10), and a daughter, Heather (17).

MELVIN'S CAREER AT A GLANCE		
1982-83	San Francisco St.	• Offensive Lineman
1984-85	San Francisco St.	Graduate Assistant
1986-87	Northern Arizona	Running Backs/ Offensive Line/ Tight Ends
1988-90	UC-Santa Barbara	Offensive Coordinator Offensive Line
1991-98	Occidental College	Offensive Coordinator Offensive Line
1999-01	Philadelphia	Offensive Assistant/ Quality Control
2002-	Philadelphia	Tight Ends
	• player	





**RON
RIVERA**

LINEBACKERS

On January 22, 1999, Ron Rivera joined Andy Reid's staff as the Eagles linebackers coach. A former NFL linebacker with the Chicago Bears, Rivera came to the Eagles after spending the 1997-98 seasons in the Windy City as the Bears' defensive quality control coach.

With Rivera and Leslie Frazier, the Eagles DBs coach, the coaching staff boasts two men who won championship rings as players with the '85 Bears. Both Rivera and Frazier, a cornerback, played under then-Bears coordinator - and eventual Eagles head coach - Buddy Ryan that year when Chicago defeated New England in Super Bowl XX.

Rivera first entered the NFL as the Bears' second-round draft pick in 1984. Primarily an outside linebacker, he played in 149 games, including 12 postseason contests during his nine-year career in Chicago, posting 14 interceptions and 7 sacks.

During his Bears career, Rivera was also known for his time and energy devoted to the community. He earned the Bears 1989 Ed Block Courage Award and was named the club's Man of the Year in 1988.

Immediately following his NFL playing career, Rivera spent four years as a television analyst covering the Bears and college football for WGN-TV and SportsChannel Chicago. He then moved into the coaching ranks with the Bears and, in fact, credits the late Walter Payton with helping bring him onto the Bears' staff in 1997. Payton was at that time a member of the Bears' Board of Directors.

A consensus All-America selection as a linebacker at California, Rivera finished his collegiate career ranked fourth on the school's all-time tackle list with 336 stops. With 22 career sacks, including a school-record 13 in 1983, he still ranks 3rd on the Golden Bears' all-time charts behind DE Regan Upshaw (28.0) and current Eagles DE Brandon Whiting (24.5). Rivera also set a Cal record for most tackles-for-a-loss in a season with 26.5 in 1983.


Rivera is one of four coaches in the National Football League of Hispanic descent. In the 2002 offseason, Rivera was a special invitee of President Bush for a Cinco de Mayo celebration at the White House.

Rivera and his wife, Stephanie, a former basketball player at California and former assistant coach with the WNBA's Washington Mystics, have two children, Christopher (16) and Courtney (9). Stephanie served as an assistant women's basketball coach at Trinity International University (Deerfield, IL) before taking a similar position with the ABL's Chicago Condors (1997-98).

Rivera was born January 7, 1962 in Fort Ord, CA. With his father being an officer in the Army, Rivera lived in Germany, Panama, Washington, D.C., and Maryland prior to moving to central California, where he attended Seaside High School.

RIVERA'S CAREER AT A GLANCE		
1980-83	California	• Linebacker
1984-92	Chicago Bears	• Linebacker
1997-98	Chicago Bears	Defensive Quality Control
1999-	Philadelphia	Linebackers
	• player	





PAT
SHURMUR

QUARTERBACKS

The 37-year old Shurmur is entering his fourth season on the Eagles staff and his first as the club's quarterbacks coach. After 11 seasons as an assistant coach on the college level, this former All-Big Ten conference center and team captain at Michigan State joined Andy Reid's staff in Philadelphia in 1999.

Shurmur's first three seasons in Philadelphia were as the Eagles tight ends coach and he received well-deserved praise for the development of two-time Pro Bowl TE Chad Lewis, who led NFC tight ends with 69 receptions in 2000. Lewis went on to post 41 catches and 6 TDs in 2001.

Shurmur spent the 1998 season at Stanford as an offensive line coach in charge of the centers and guards. Under his tutelage, the Cardinal offensive line allowed the fewest sacks per pass attempt in the PAC 10 Conference and, in the process, helped first-year quarterback Todd Husak become the third quarterback in Stanford history to throw for over 3,000 yards in a season.

Prior to his tenure at Stanford, Shurmur spent 9 seasons at Michigan State instructing the Spartans tight ends, special teams, and offensive line. Under his guidance, MSU developed three tight ends that went on to the NFL: Ty Hallock, Duane Young, and Mitch Lyons. In addition, Shurmur helped kick returner Derrick Mason establish a school record with 2,575 career kickoff return yards.

Shurmur himself was a four-year letter winner at Michigan State, earning All-Big Ten conference and honorable mention All-America honors in 1987. That same year, Shurmur co-captained a Spartans squad that defeated USC in the Rose Bowl. A solid student as well, he earned his MBA in financial administration as a 5th-year senior. As such, the Dearborn Heights, MI, native became the first graduate student to play at Michigan State.

After signing as a rookie free agent with the Green Bay Packers in 1988, Shurmur was released during training camp and subsequently began his coaching career, becoming a graduate assistant with the Spartans that fall.


A product of Divine Child High School in Dearborn, Pat comes from a football family. His uncle, the late Fritz Shurmur, served as the Green Bay Packers defensive coordinator from 1994-98 and helped that club win two NFC championships and one Super Bowl title.

Born 4/14/65, Pat and his wife, Jennifer (a former swimmer at Michigan State), have three children, daughters Allyson (10) and Erica (8), and son Kyle (5).

SHURMUR'S CAREER AT A GLANCE

1983-87	Michigan State	• Center/Linebacker
1988-89	Michigan State	Graduate Assistant
1990-97	Michigan State	Tight Ends/Special Teams/Offensive Line
1998	Stanford	Offensive Line
1999-01	Philadelphia	Tight Ends/Off. Line
2002-	Philadelphia	Quarterbacks
		• player





**STEVE
SPAGNUOLO**

DEFENSIVE BACKS

Steve Spagnuolo is in his 4th season in Philadelphia and his second as defensive backs coach. After spending the first two years as a defensive assistant/quality control coach, Spagnuolo (pronounced SPAG-no-low) joined Leslie Frazier as an additional defensive backs coach responsible for the safeties prior to the 2001 season. Spagnuolo oversaw the Pro Bowl performance of FS Brian Dawkins last season. Prior to joining the Eagles, Spagnuolo spent 15 seasons in the collegiate coaching ranks and two years in NFL Europe,

The 42-year old Spagnuolo spent the 1998 season as the defensive coordinator of NFL Europe's Frankfurt Galaxy, who finished second in the league in total defense

en route to a World Bowl appearance. In fact, four of the six linebackers and nine of the 11 defensive starters he tutored went on to play in the NFL. Spagnuolo also served as the defensive line and special teams coach of the Barcelona Dragons in 1992.


A native of Grafton, MA, Spagnuolo has served as a defensive coordinator on the college level with Connecticut and Maine. In addition, he served as assistant coach at Massachusetts, Lafayette, Rutgers, and Bowling Green. Prior to his stint at Maine, Spagnuolo spent four months as a scout for the San Diego Chargers under then-general manager Bobby Beathard.

Born December 21, 1959 in Whitinsville, MA, Spagnuolo attended Grafton (MA) HS. He earned a bachelor's degree in physical education from Springfield (MA) College and a master's degree in sports management from the University of Massachusetts.

SPAGNUOLO'S CAREER AT A GLANCE

1979-81	Springfield College	Wide Receiver
1982-83	Massachusetts	Graduate Assistant
1983	Washington Redskins	Player Personnel Asst.
1984-86	Lafayette	Defensive Line/ Special Teams
1987-91	Connecticut	Defensive Coord./ Defensive Backs
1992	Barcelona Dragons	Defensive Line/ Special Teams
1993	San Diego Chargers	Scout
1993	Maine	Defensive Coordinator
1994-95	Rutgers	Defensive Backs
1996-97	Bowling Green	Defensive Backs
1998	Frankfurt Galaxy	Defensive Coord./ Linebackers
1999-00	Philadelphia	Defensive Assistant
2001-	Philadelphia	Defensive Backs





DAVE
TOUB

SPECIAL TEAMS QUALITY CONTROL

A 9th round draft choice of the Eagles in 1985, Toub returned to Philadelphia 16 years later on 4/2/01 as the team's special teams quality control coach.

In this role, Toub assists special teams coach John Harbaugh and Tommy Brasher with the defensive line. His work on special teams in 2001 helped Harbaugh earn NFL Special Teams coach of the year honors.

The 40-year old Toub spent 12 seasons at Missouri - the last three as the defensive line coach and the previous nine years as the school's head strength and conditioning coach. While tutoring the defensive front, he helped to produce three All-Big 12 Conference defensive linemen from 1998-2000, including Justin Smith, a 1st-round draft pick by Cincinnati in 2001. As the head strength and conditioning coach, Toub was responsible for the training efforts of 18 varsity sports and was instrumental in the development of the Tigers' 12,000 square foot, state-of-the-art weight room. In 1998, he was named the Big 12 Conference

strength and conditioning coach of the year and was awarded the "Admiral's Trophy," an honor voted on by the players and presented to the person most responsible for helping the team reach the 1997 Holiday Bowl.

Toub began his coaching career in 1986 at his alma mater, Texas at El Paso, as a graduate assistant. One year later, he was elevated to the school's head strength and conditioning coach. While at UTEP, he worked with Eagles head coach Andy Reid, who was the school's offensive line coach, from 1987-88. Toub later worked with Reid at Missouri, from 1989-91.


A native of Mahopac, NY, Toub's NFL playing career included training camp stints with the Eagles in 1985 and the Los Angeles Rams in 1986. Toub's career at UTEP included two All-WAC selections 1983-84, as well as two Academic All-WAC nominations in those same years. The two-time team captain was also named the program's Most Outstanding offensive lineman in his junior and senior seasons. Toub was a teammate of former Eagles LB Seth Joyner with the Miners.

Toub was also a teammate of Eagles defensive backs coach Steve Spagnuolo at Springfield (MA) College before transferring to UTEP in 1982.

Toub earned his bachelor of science and masters of education degrees from UTEP. He was born in June 1, 1962, in Ossining, NY. He and his wife, Cheryl, have a son, Shane (8), and a newborn daughter, Nicolette (9/20/01).

TOUB'S CAREER AT A GLANCE		
1980-81	Springfield College	• Offensive Lineman
1983-84	Texas-El Paso	• Offensive Lineman
1987-89	Texas-El Paso	Strength and Conditioning
1989-98	Missouri	Strength and Conditioning
1998-00	Missouri	Defensive Line
2001-	Philadelphia	Special Teams Quality Control
• player		





**TED
WILLIAMS**

RUNNING BACKS

Ted Williams is in his 8th season with the Eagles and his 6th in the role of running backs coach. Williams' first two years with the Birds were spent overseeing the club's tight ends. He was one of four members of Ray Rhodes' staff to be retained by Andy Reid in 1999.

As running backs coach, Williams tutored a 1,000-yard rusher from 1997-99. During the 1999 campaign, Duce Staley rushed for 1,273 yards after a 1,065-yard performance in '98. A year earlier, Ricky Watters paced the club with 1,110 yards. Equally impressive is the fact that Staley gained 3,064 yards from scrimmage in those two seasons which computes to 38.2% of the Eagles offense during that span. Only Marshall Faulk's 40.4% topped Staley's numbers over that time.

Williams, who scouted Staley at the University of South Carolina and recommended that the Eagles make him their third-round draft pick in 1997, is credited with Staley's emergence as a solid NFL starter.

Prior to joining the Eagles, Williams coached at the University of Arizona, Washington State, and on Terry Donahue's UCLA staff, where he developed All-America linebackers Ken Norton, Jr. and Carnell Lake, as well as a number of heralded running backs.

A basketball and baseball star himself at Centennial High in Compton, CA, Williams earned a place in the Cal Poly-Pomona University baseball Hall of Fame. A 1966 graduate of CPP with a degree in biological sciences and physical education, Williams went on to earn a Master's degree, a second undergraduate degree in zoological science, and his teaching-administration credentials from Cal State-Los Angeles in 1968.


After serving more than a decade as a coach, teacher, and athletic director at Compton (CA) High, Williams was named head coach at L.A. City College in 1980, but a short time later joined the UCLA staff.

Born in Lyons, TX, (11/17/43) the 58-year old Williams and his wife, Theresa, have three sons, Darryl (32), Donald (15), and Daniel (6), and a daughter, Terri (30).

WILLIAMS' CAREER AT A GLANCE

1980-89	UCLA	Linebackers/ Running Backs
1991-93	Washington State	Offensive Coordinator Running Backs
1994	Arizona	Secondary
1995-96	Philadelphia	Tight Ends
1997-	Philadelphia	Running Backs





**MIKE
WOLF**

STRENGTH AND CONDITIONING

One of the most respected men in his field, Mike Wolf enters his eighth season with the Eagles as the team's strength and conditioning coach.

Wolf and his staff have the luxury of training players in the NFL's largest weight room at the NovaCare Complex. Designed and managed by Wolf, the 8,000 square-foot weight room houses 118 total pieces of equipment and over 20,000 pounds of free weights. With that, Wolf is responsible for implementing his comprehensive strength and conditioning program, which emphasizes a hands-on approach in training each player.

In 2001, Wolf was selected by his peers around the league as the NFL's

strength and conditioning coach of the year. Recipients of this award demonstrate a sincere desire to help athletes excel in their field and have a strong dedication to their profession. This honor is also presented at the high school and college levels.

Wolf, 37, joined the Eagles in 1995 after three seasons as the assistant strength and conditioning coach of the Minnesota Vikings. Wolf began his career as a strength coach at Vanderbilt before moving on to Lehigh University and, his alma mater, Penn State.


A native of Allentown, PA, (born 5/15/65) Wolf was an all-state center at William Allen High before playing for the Nittany Lions. Wolf earned a bachelor's degree in exercise and sports science from Penn State and a master's degree in health promotion and exercise science from Vanderbilt. His brother, Joe, spent nine seasons (1989-97) as an offensive lineman with the Arizona Cardinals.

Mike and his wife, Jennifer, reside in suburban Philadelphia with their son, Jackson (7) and daughter, Michaela (4).

WOLF'S CAREER AT A GLANCE

1983-87	Penn State	• Center
1988-89	Vanderbilt	Graduate Assistant
1990	Lehigh	Strength and Conditioning
1991	Penn State	Assistant Strength and Conditioning
1992-94	Minnesota Vikings	Assistant Strength and Conditioning
1995-	Philadelphia	Strength and Conditioning
	• player	





**TOM
KANAVY**

ASSISTANT STRENGTH AND CONDITIONING

Assisting Mike Wolf and his Eagles strength and conditioning program since 1995, Tom Kanavy officially became the Eagles first ever full-time strength and conditioning assistant in 1997.

In this role, the 32-year old Kanavy is responsible for assisting Wolf in a comprehensive strength and conditioning program, which emphasizes a hands-on


approach in training each player. In addition, he is responsible for the development of nutritional guidelines for the players and works closely with Jeanie Subach, the team's nutritional consultant from NovaCare. He coordinates the menus for all team meals at the NovaCare Complex, training camp at Lehigh, and during all team travel.

A native of Archbald, PA, Kanavy earned a degree in exercise and sports science from Penn State and a master's degree in sports management from Temple. In 1993, he was strength and conditioning assistant at the University of Miami (FL), where he worked with Dwayne Johnson, who later became the WWE Champion and actor, "The Rock." A year later, Kanavy was a strength and conditioning assistant on Penn State's undefeated squad (12-0) that won the Rose Bowl over Oregon. He and his wife, Kim, reside in Cherry Hill, NJ.

KANAVY'S CAREER AT A GLANCE

1993	Miami	Assistant Strength and Conditioning
1993-95	Penn State	Assistant Strength and Conditioning
1995-	Philadelphia	Assistant Strength and Conditioning





**TOM
HECKERT**

DIRECTOR OF PLAYER PERSONNEL

On May 21, 2001, Tom Heckert was named as the Eagles director of player personnel. In this role, Heckert works closely with head coach/executive vice president of football operations Andy Reid in all player personnel matters while managing the player personnel department, including the college and pro scouting departments.

"Tom is a relentless worker," said Reid. "He's very well organized, has a high energy level and a good eye for talent. And those are great qualities to have for the position that he's in. I think when it's all said and done, his first draft will prove to be a very good one."

Heckert, 35 (born 7/17/67), joined the Eagles after a 10-year stint as a member of the Miami Dolphins player personnel department, including the 2000 season as the club's director of pro personnel. In 1999, he served as the Dolphins

assistant director of pro personnel/college scout. Heckert served as both a pro scout and as a college scout during his first nine seasons in South Florida.

During his 10 seasons in Miami, the Dolphins compiled a 94-66 regular season record, captured 3 AFC East championships, and made the playoffs 7 times. During Heckert's tenure, the Dolphins never had a losing season as he worked under two of the most successful head coaches in NFL history – Don Shula and Jimmy Johnson, who both personally recommended Heckert for his current post with the Eagles.


Said Johnson when Heckert was hired, "Tom's smart, aggressive, and a good talent evaluator. He's a hard worker and has a strong opinion. As I told Coach Reid, if I were to come back as a head coach, Tom would be one of the first guys I'd try to hire."

A native of Adrian, Michigan, Heckert joined the Dolphins after spending two years as an assistant coach at Hillsdale College in Michigan. He also was a defensive back at Hillsdale.

Heckert's father, Tom, began his coaching career in 1961 and now has 20 years of experience in the NFL player personnel ranks, including the last 13 seasons with Miami. Recalled the younger Heckert, "I was around the football field and football offices probably more than I was home. I was always there. After school, I'd watch his practices. We'd go to every game. When I was really young, he'd be upstairs in his office working and I'd just watch tape, because it was there."

Heckert and his wife, Kathy, have a son, Griffin (7), and a daughter, Madison (5) and reside in Glen Mills, PA.





**SCOTT
COHEN**

DIRECTOR OF PRO PERSONNEL


Entering his 2nd season with the Eagles as the director of pro personnel, Cohen works closely with director of player personnel Tom Heckert in assessing players on NFL rosters as well as other pro leagues. He also provides advance scouting reports for all NFC opponents in addition to managing the pro scouting department.

"Scott is as organized a person as I've been around and as thorough a person as I have been around," said head coach Andy Reid. "He takes a lot of pride in knowing the pro side and the college side of the game and really works well with Tom Heckert."

Cohen, 33, joined the Eagles after spending the previous two seasons with the Jacksonville Jaguars as assistant director of pro scouting. In that role he was responsible for scouting those NFL teams that the Jaguars would not play, players in other pro leagues, and some advance scouting. Prior to holding that post, Cohen spent seven seasons with the Washington Redskins. During that time, he worked his way up from intern, to training camp director, to scouting administrator, to college scout. He also evaluated players at the pro level.

Born in Philadelphia on 1/28/69, Cohen was raised in Cherry Hill, NJ, and attended Cherry Hill West High. He was a four-year starter at Dickinson College where he was a wide receiver in football and a pitcher in baseball. He earned an economics degree

from Dickinson in 1991 and later earned a master's degree in sports management at the University of Massachusetts. He and his wife, Linda, have two children, Hannah (4) and Andrew (2) and reside in Mt. Laurel, NJ.



**MARC
ROSS**

DIRECTOR OF COLLEGE SCOUTING

On December 5, 2000, Marc Ross was named the team's director of college scouting. At age 29 (born 5/2/73), Ross is the youngest director of college scouting in the National Football League.

"Marc is very intelligent and has a good eye for talent," said head coach Andy Reid. "He is able to communicate well with people, whether it's with the people that he's working with or whether it's with the players. He's able to reach a little deeper into somebody's personality and draw things out of it that a normal person might not be able to do."

In his first year in his current post, the Eagles enjoyed key contributions from three members of their 2001 draft class: WR Freddie Mitchell (1st round), DE Derrick Burgess (3rd round), and RB Correll Buckhalter (4th round).

Ross, who served as the club's eastern regional scout since 1997, succeeded John Goeller, who passed away on November 19, 2000.


Ross enjoyed a standout playing career at Princeton, where he was an All-Ivy League wide receiver in both 1993 and 1994 and holds six school records as a receiver and punt returner. He began his



professional career working as a training camp intern in the New York Giants public relations department in 1995. He then became an administrative intern with the athletic department at Columbia University, and then with the player personnel department of the Eagles during the club's 1996 training camp.

Ross graduated with a B.A. in sociology from Princeton in 1995. He went on to earn a master's degree in sport management from the University of Massachusetts at Amherst in 1997.

A native of Sharon Hill, PA, Ross is single and currently resides in Folcroft, PA.



**DAVE
BOLLER**

WESTERN REGIONAL SCOUT


Now in his 5th season as a member of the Eagles college scouting department, Boller currently serves as the club's western regional scout. From 1995-97, he served as a college scout with the Tampa Bay Buccaneers.

The 40-year old Boller originally joined the Bucs after spending 10 years in various capacities at Arizona State, from 1985-95. He served as the Sun Devils' administrative assistant for football operations for his final seven years in Tempe. In that capacity, Boller worked with ASU head coaches Larry Marmie and Bruce Snyder in the day-to-day operations of the football program. His primary responsibility was in-state recruiting as well as organizing the remainder of the recruiting process. He also assisted in team travel and with the coordination of ASU's

football camps. During his tenure at Arizona State the Sun Devils appeared in four bowl games, including a victory over Michigan in the 1987 Rose Bowl.

As a student, Boller attended Arizona State and was the head manager for the football team. A native of Davenport, IA, he was raised in Plymouth, IN.

Dave and his wife, Jill, reside in Willis, TX.



**BRIAN
BOYSE**


COLLEGE SCOUT

Now in his second season as a member of the Eagles player personnel department, the 35-year old Boyse joined the club in 2001 after serving as quarterbacks and receivers coach, as well as sports information director, at Hillsdale (MI) College. A 3-time NAIA Division I Academic All-America QB at Hillsdale, he led his school to 3 conference championships, 3 national playoff appearances and was a member of the 1985 National Championship team.

After graduating in 1989 with a degree in marketing/psychology from Hillsdale, he completed work towards his masters degree in athletic administration from Western Michigan. In addition to coaching, Boyse has held numerous positions in both the marketing and personnel fields.

Boyse is single and resides in his hometown of Adrian, MI. He was born on 2/17/67 in Port Huron, MI.





LANCE
CARL

COLLEGE SCOUT

Lance Carl became a member of the Eagles college scouting staff on 5/23/00. Carl is responsible for scouting the West Coast and Rocky Mountain regions.


The 36-year old Carl joined the Eagles from Gold Medal Management in Boulder, CO, where he served as an executive in the team sports division. The creator of Gold Medal's football division, Carl, an NFLPA certified contract advisor, was responsible for the firm's recruiting efforts as well as for the evaluation of prospects. In addition, he helped establish marketing opportunities and post-career strategies for the company's clients.

Prior to joining Gold Medal Management, Carl served as a graduate assistant coach at the University of Colorado from January, 1996, through May, 1997. In that capacity he served on the staff of head coach Rick Neuheisel and aided offensive coordinator Karl Dorrell (now the Denver Broncos WRs coach). In '96, Carl helped develop then senior quarterback Koy Detmer, now a member of the Eagles' roster.

A graduate of Colorado in 1990 with a degree in sociology, Carl was a wide receiver for the Buffaloes from 1983-87 before becoming an assistant recruiting coordinator. Between stints at Colorado, he also served as a counselor for emotionally troubled youths in Denver and as a coordinator for Big

Brothers of Metro Denver.

Lance resides in Boulder with his wife, Jennifer, and their son, Savoy (5).



RASHAAN
CURRY

COLLEGE SCOUT


Rashaan Curry was named a full-time college scout on 4/26/02. In this role, Curry will serve as a combine scout for the northeast area. The 25-year old Curry joined the Eagles in 2001 as the team's college scouting administrator.

Prior to joining the Eagles, Curry served as an intern in the National Football League office, first in the player personnel department under Joel Bussert in 2000 and then with the NFL Europe operations department in the spring of 2001 at the league's training camp in Tampa, FL. He also served as an educator in Atlanta.

Curry graduated from Columbia University with a degree in African-American studies. He was a four-year letterman as a defensive end at Columbia. As a senior, he earned all-conference honors and was voted as the team's MVP.

A native of Atlanta, GA (born 1/21/77), Curry was the valedictorian of his graduating class at Archer HS in Atlanta.





**JIM
MONOS**


COLLEGE SCOUT

Monos is entering his 2nd season as a full-time member of the Eagles scouting staff and his first as a college scout. In this role, the 27-year old Monos is responsible for scouting the northeast region.

Monos spent the 2001 season as the club's college scouting assistant and helped scout those northeast schools. He previously served as an intern in the Eagles player personnel department and the media relations department in 2000.

A native of Palmyra, PA, and a graduate of Bishop McDevitt HS in Harrisburg, PA, Monos was the starting quarterback for Lebanon Valley College in 1995 before transferring to Bloomsburg University, where he graduated with a degree in journalism.

Jim and his wife, Michele, reside in Downingtown, PA. He was born on 5/7/75 in Milford, DE.



**JON
SANDUSKY**

PRO SCOUT


The 25-year old Sandusky was named a pro scout on April 10, 2002. In this role, Sandusky is responsible for evaluating players in the professional ranks, advanced scouting of upcoming opponents, and preparing the club for acquisitions through free agency or the waiver wire. Sandusky served as an intern in the Eagles personnel department during the 2001 season.

A native of State College, PA (born 2/21/77), Sandusky was a safety and special teamer for Penn State from 1996-99. He was a member of the Big Ten's all-academic squad from 1998-99 and received the Frank Patrick Commitment Award in 1997 for his dedication, his academics, and his conditioning.

Sandusky graduated with a degree in exercise science from Penn State and served as an undergraduate assistant coach for the Nittany Lions in 2000. He helped tutor linebackers and defensive backs, one of them being Adam Taliaferro, a terrific young man who made a remarkable recovery from a serious spine injury that left him completely paralyzed. After months of grueling rehabilitation, Taliaferro can now walk and even jog.

The son of legendary Penn State defensive coordinator Jerry Sandusky, Jon is one of 6 children. His brother, E.J., is the head coach at Albright College in Reading, PA. Sandusky is single and resides in the Philadelphia area.






**RICHARD
SHELTON**

COLLEGE SCOUT

Richard Shelton, 36, joined the Eagles on 5/23/00 after a five-year career as a defensive back in the NFL. Originally drafted by the Denver Broncos in 1989, he went on to play for the Seattle Seahawks (1989) and World League's Montreal Machine (1991) before finishing his playing career with the Pittsburgh Steelers (1991-94). During his stint in Pittsburgh, Shelton served as that club's special teams captain in 1992 and '93. Shelton earned AFC defensive player of the week honors in the season finale of 1991 vs. Cleveland (the final game of Hall of Fame coach Chuck Noll's career) in which he intercepted Browns QB Bernie Kosar 3 times, including one returned 57 yards for a TD.

Born 1/2/66 in Marietta, GA, Shelton attended Liberty (VA) University where he earned All-America honors as a football player and a bachelor of science degree in sociology.

Richard currently resides in Jacksonville with his wife, Pamela and his sons, Rashad (12), Eddie, Jr. (8), Simeon (7) and Lee.



**BUTCH
BUCHANICO**

DIRECTOR OF SECURITY

Anthony "Butch" Buchanico has been protecting and serving the city of Philadelphia and its dignitaries for nearly 40 years. While serving as the chief of security for Mayor Edward G. Rendell in 1996, Buchanico was called upon by owner Jeffrey Lurie to become the club's director of security.

In this role, the 57-year old Buchanico coordinates all security needs of the organization, oversees game-day operations, serves as a liaison with local and federal law enforcement agencies and works closely with the travel coordinator to ensure the safety of the team.


Buchanico spent five years with Mayor Rendell where he was responsible for the personal security of the mayor and the protection of his offices and those of his chief of staff. While working in the mayor's office, Buchanico also headed an effort to develop security programs that emphasized the use of prevention as protection.

Prior to his tenure with the mayor, Buchanico was a part of the dignitary protection unit where he organized and supervised the security for many visitors, ranging from the Pope to the President of the United States. In all, Butch



served 31 years on the police force, including 21 years in uniform. He retired with the rank of sergeant.

A native of South Philadelphia and a graduate of Bishop Newman HS, Butch and his wife, Joan, have four children, Angela, Monica, Joanna and Anthony III "Butch Jr.," who serves as a sergeant for the Philadelphia Police Department.



**HAROLD
CARMICHAEL**

DIRECTOR OF PLAYER RELATIONS

On April 28, 1998, Harold Carmichael, the greatest receiver in club history, re-joined the organization as director of player relations. In this role, Carmichael coordinates all player programs, including financial education, family assistance, career internships, and continuing education, all in an effort to help players succeed when their football careers have concluded. The 52-year old Carmichael also serves as a direct link to the

community and alumni on behalf of the Eagles' organization.


Said Eagles chairman/CEO Jeffrey Lurie, "Players come here, just like Harold did many years ago, from other parts of the country - from small schools, rural and urban areas, very different environments. It's absolutely crucial in today's sports environment, where you have free agency and a lot of transiency, to devote as much attention and effort as you can to the players while they are with the organization. Harold has been a role model both on and off the field throughout his life."

The 6-foot, 8-inch Carmichael was not only one of the tallest receivers ever to play, he was also one of the best in NFL history. The team's 7th round pick out of Southern University in 1971, Carmichael played 13 seasons with the Eagles before finishing his career with the Dallas Cowboys in 1984. Upon retirement, he ranked 6th on the NFL's all-time reception list with 590 catches, including 589 as an Eagle, the most in team history. Today, he also remains the Birds career receiving leader in terms of yards (8,978) and touchdowns (79).

During his tenure with the Eagles, Carmichael led the club in receptions eight times. His outstanding play earned him trips to the Pro Bowl following the '74, '79, '80, and '81 seasons. Moreover, he was a key figure on the Eagles' 1980 squad that defeated Dallas in the NFC Championship Game and earned a berth in Super Bowl XV vs. the Raiders.

Carmichael (9/22/49), a native of Jacksonville, FL, resides in Glassboro, NJ, with his wife, Beatrice, and their son, Lee (23).





HEAD ATHLETIC TRAINER

Known as one of the top athletic trainers in his profession, Burkholder is entering his 4th season in Philadelphia.

"I think Rick is well rounded," said head coach Andy Reid. "He gives you the feeling that it wouldn't matter what position he had in the organization, that he could come in and do a good job with it. It just happens to be that he's the head trainer. Plus, he has youth on his side. There is no question he's one of the best trainers in the National Football League. He has the respect of the players, the medical staff and the coaches and that's a hard triangle to grab and develop a trustworthy relationship with."

The director of one of the finest athletic training staffs in professional sports, the 38-year old Burkholder (born 3/14/64) is well known for his expertise in his rehabilitation programs. He spearheaded Duce Staley's complicated rehab program in 2001 that allowed him to return to the field after suffering a severe Lis Franc sprain in his foot, an injury that has ended the careers of several NFL

players. The process went so well, Burkholder has since been published and has spoken nationally on the Lis Franc injury and its rehab process. In addition, Burkholder also designed a remarkable rehab program for Steelers CB Rod Woodson in 1995. Woodson suffered a torn anterior cruciate ligament in his right knee on opening day, but returned in just 4 and a half months after surgery to play in Super Bowl XXX (The normal recovery process for that injury is 9-12 months).

In addition, Burkholder has been very proactive in sports medicine, emphasizing programs that prevent and combat dehydration, asthma, and lower back injuries. Rick has been instrumental in injury prevention as well by modifying the team's stretching program and instituting a torso-strengthening program known as "back school."

Burkholder was named to his current post on February 9, 1999. He joined the Eagles after spending six seasons as an assistant athletic trainer with the Pittsburgh Steelers.


Prior to joining the Steelers staff in 1993, the Carlisle, PA, native spent two seasons as an assistant football trainer at his alma mater, the University of Pittsburgh. A 1987 Pitt grad, Burkholder went on to earn his master's degree in athletic training from the University of Arizona where he spent two seasons as a graduate assistant and another as an assistant athletic trainer.

Burkholder is a certified athletic trainer and a member of both the National Athletic Trainers Association and the Pennsylvania Athletic Trainers Society.

Burkholder first gained NFL experience served as a summer intern with the New England Patriots training staff in 1986. He was influenced by his father, Richard, a long-time trainer at Carlisle HS, and his mother, Nancy, a registered nurse.

Rick and his wife, Kristine, reside in Sicklerville, NJ, with their daughter, Quinn Taylor (3/17/01). He enjoys running and golfing.





**CHRIS
PEDUZZI**


ASSISTANT ATHLETIC TRAINER

Chris Peduzzi enters his 4th season on the Eagles athletic training staff.

The 31-year old Peduzzi (born 4/23/71) joined the Eagles in 1999 from West Chester (PA) University, where he served as that school's head football athletic trainer. Prior to that, he served as an intern for the Pittsburgh Steelers from 1996-98. In the spring of '97, Peduzzi served as assistant athletic trainer with the NFL Europe League's Scottish Claymores.

A native of Johnstown, PA, Peduzzi graduated from Virginia Tech with a B.S. in athletic training and a M.A. in education. While at Virginia Tech, he served as a graduate assistant athletic trainer from 1995-97 and was a linebacker on the Hokies' football team from 1990-94. He also earned the Hitachi Promise of Tomorrow post-graduate Scholarship from the College Football Association.

Chris is single and resides in Sicklerville, NJ. He is a certified trainer and a member of both the National Athletic Trainers Association and the Pennsylvania Athletic Trainers Society Board of Directors as the Southeastern PA representative.



**ERIC
SUGARMAN**

ASSISTANT ATHLETIC TRAINER

Eric Sugarman is entering his 3rd season as a member of the Eagles athletic training staff. The 32-year old joined the club after spending three seasons (1997-99) in a similar role with the Chicago Bears. He also served as a summer intern for the Bears athletic training staff from 1993-95.


A native of Hazleton, PA, Sugarman worked as an instructor and assistant athletic trainer for his alma mater, West Chester (PA) University from 1994-95. In 1996, he served as an athletic trainer for the Chicago Cubs.

After earning his B.S. in athletic training from West Chester, Sugarman earned his M.S. in sports administration from Richmond. While at Richmond, he also worked as the assistant football athletic trainer and head baseball athletic trainer. Sugarman served as a student athletic trainer at Hazleton HS.

Sugarman is also an American Heart Association Basic Life Support/AED certified instructor and annually certifies Eagles players, coaches, and staff in life-saving skills.

Eric and his wife, Heather, reside in Sicklerville, NJ with their son, Jacob (6/16/02).





**ARTHUR
BARTOLOZZI**

TEAM PHYSICIAN AND ORTHOPEDIST


Dr. Arthur Bartolozzi has been the Eagles team orthopedic specialist since February 15, 1995. The 46-year old Bartolozzi (1/7/56) is also the team physician for the Philadelphia Flyers, Philadelphia Phantoms (AHL), Philadelphia Kixx (NIPSL), and Rowan University.

Bartolozzi serves as a chief of sports medicine at Pennsylvania Hospital and staff orthopedic surgeon at the Hospital of the Univ. of Pennsylvania.

In 2000, he was presented the David G. Moyer Award, the Eastern Athletic Trainer's Association most prestigious award given annually to the team physician who goes above the practice of medicine, and gives of him/herself as a humanitarian to the community to improve the quality of life in general. He has lectured and published extensively in the area of sports medicine and serves as the director of the sports medicine fellowship training program at Pennsylvania Hospital.

A native of Trenton, NJ, Bartolozzi graduated with honors with a degree in chemistry from Brown University in 1977 and then went on to earn his M.D. at the University of California-San Diego in 1981. He has since had postgraduate training and fellowship appointments at both the University of Pennsylvania and at UCLA.

Bartolozzi and his wife, Terry, have two sons, James and Arthur.



**PETER
DELUCA**

TEAM ORTHOPEDIST


Dr. Peter DeLuca is in his 6th season with the Eagles as a team orthopedist. The 42-year old DeLuca (11/23/59) is also a team physician for the Philadelphia Flyers, Philadelphia Phantoms (AHL), Philadelphia Kixx (NIPSL).

DeLuca currently serves as a member of the North American Arthroscopy Association and has lectured locally and nationally on sports related injuries. He was awarded the Philip Syng Physick Award for Research and was elected to the National Medical Honor Society.

A native of Jersey City, NJ, DeLuca received a degree in biology from St. Peter's College in 1981 and then went on to earn his M.D. at Georgetown in 1986. He then underwent postgraduate training and residencies at both Thomas Jefferson University Hospital in Philadelphia and Yale University Hospital.

DeLuca and his wife, Renee, reside in Cherry Hill, NJ, with their son, Sam (11), and daughter, Natalie (7).





**GARY
DORSHIMER**


TEAM INTERNIST

Dr. Gary Dorshimer is in his 5th season as an internist with the Eagles. Dorshimer, 47, is currently on the medical staff at Pennsylvania Hospital. He practices general internal medicine and sports medicine as part of Delancey Medical Associates and he serves as the program director for the Internal Medicine/Sports Medicine Fellowship program at Pennsylvania Hospital.

Dorshimer is also a team physician for the Philadelphia Flyers, Philadelphia Phantoms (AHL), and Philadelphia Kixx (NIPSL). He also served as an internal medicine consultant for the NHL players at the 1998 and 2002 Winter Olympics. Dorshimer also serves as a consulting internist for the Pennsylvania Ballet and the Philadelphia Charge (WUSA).

Born in Allentown, PA, Dorshimer went on to receive a B.S. degree in natural science with summa cum laude honors from Muhlenberg College in 1977 and an M.D. degree from the University of Pennsylvania in 1981. He completed his postgraduate training at Pennsylvania Hospital (1981-84) and was certified by the American Board of Internal Medicine in 1984. He went on to earn a Certificate of Added Qualifications in Sports Medicine from that board in 1995.

Dorshimer lives in Drexel Hill, PA, with his wife, Deborah, and their son, Geoffrey.



**JOHN
HATFIELD**

HEAD EQUIPMENT MANAGER


On February 28, 2000, the Eagles hired John Hatfield as the team's head equipment manager. In this role, Hatfield is responsible for outfitting Eagles players and coaches, purchasing equipment, and maintaining the team's locker room facilities. He also handles the transportation of all the team's equipment for each road game.

The 57-year old Hatfield (born 6/7/45) joined the Eagles after a two-year stint at the University of Minnesota where he served as that school's equipment supervisor. He also held similar positions at the University of Southern California (1998), the University of Pittsburgh (1989-98), the College of Wooster (1987-89), and John Carroll Univ. (1986-87).


From 1979-86, Hatfield served as the assistant facilities coordinator and equipment manager at Kent State, while also aiding with the equipment and game operations staffs of the Cleveland Browns. During his tenure in the Steel City, Hatfield also served as the visiting team clubhouse assistant manager for the Pittsburgh Pirates.

A native of Canton, OH, Hatfield received his bachelor's degree in physical education from Maryland in 1969. After receiving his degree, he served three years in the United States Army. He and his wife, Mary, reside in Lansdowne, PA.





**JASON
CARROLL**



**KENNY
SLOUGH**

ASSISTANT EQUIPMENT MANAGER

Jason Carroll is in his first season as the club's assistant equipment manager. A native of Cleveland, OH, and a graduate of Euclid (OH) High School, Carroll is the son of Baltimore Ravens equipment manager Ed Carroll. Jason got his start in the NFL as a ball boy in Cleveland in 1990. He eventually became an equipment assistant with Browns and helped the club in its move to Baltimore in 1996. He then served as an equipment assistant with the Ravens for one season.

Prior to joining the Eagles, Carroll worked for a private construction company in Cleveland. The 29-year old Carroll (born 1/22/73) is single and resides in the Philadelphia area.

EQUIPMENT ASSISTANT

Kenny Slough, 34, is in his first full season as the club's equipment assistant. Slough joined the Eagles equipment staff in 2001 in a part-time role after spending 13 years with the following teams in professional baseball: Tampa Bay Devil Rays, Rochester (NY) Red Wings, Bowie (MD) Baysox, Baltimore Orioles, Albany (GA) Polecats, and Gastonia (NC) Rangers.

Born in Pittsburgh, PA, on 12/4/67, Slough is a graduate of Roanoke (VA) Catholic HS and Belmont Abbey College in North Carolina. Kenny and his wife, Laura, reside in Philadelphia.

2002 VETERAN ACQUISITIONS



The following players, listed alphabetically, were on another NFL team's active roster or Injured Reserve list at the conclusion of the 2001 season and were acquired by the Eagles this spring.

NAME	HOW ACQUIRED	DATE	FORMER TEAM
Shawn Barber	Unrestricted Free Agent	3/15/02	Washington Redskins
Blaine Bishop	Unrestricted Free Agent	3/14/02	Tennessee Titans



2002 EAGLES & HOW THEY WERE ACQUIRED




	DRAFT	TRADES	WAIVERS	FREE AGENTS
1995	Bobby Taylor (2a)			
1996	Jermane Mayberry (1) Brian Dawkins (2b)			Hollis Thomas (R) Troy Vincent
1997	Duce Staley (3) Koy Detmer (7a)			
1998	Tra Thomas (1) Brandon Whiting (4a) Ike Reese (5)	Hugh Douglas (from NY Jets)	Al Harris (from Tampa Bay)	
1999	Donovan McNabb (1) Barry Gardner (2) Doug Brzezinski (3) John Welbourn (4a) Na Brown (4c) Cecil Martin (6a)		Rashard Cook (from Chicago) Dameane Douglas (from Oakland) Chad Lewis (from St. Louis)	David Akers Sean Landeta
2000	Corey Simon (1) Todd Pinkston (2a) Bobbie Williams (2b) Garl Scott (4)	Jeff Thomason (from Green Bay)	Hank Fraley (from Pittsburgh) Darwin Walker (from Arizona)	Mike Bartrum Carlos Emmons Paul Grasmanis Brian Mitchell Jon Runyan Darrel Crutchfield (R) William Hampton Julian Jones (R) N.D. Kalu Sean Morey Kendrick Rogers (R) Sean Scott (R) Rod Smart Dax Strohmeier James Thrash
2001	Freddie Mitchell (1) Quinton Caver (2) Derrick Burgess (3) Correll Buckhalter (4) Tony Stewart (5a) A.J. Feeley (5b)		Jamie Reader (from NY Jets)	Shawn Barber Blaine Bishop Steve Cheek Kori Dickerson (R) Steve Edwards (R) Pita Elisara Justin Ena (R) David Foye Clinton Hart Tim Hasselbeck Artis Hicks (R) Carlos Johnson (R) Dwayne Ledford Ivory McCoy (R) Brian McDonald Corey McIntyre (R) Jason McKie (R) Eric Meng Josh Moore Ryan Nielsen (R) Josh Parry Marcus Roberson (R) Frank Romero (R) Jeremy Slechta (R) Lawrence Story (R)
2002	Lito Sheppard (1) Michael Lewis (2a) Sheldon Brown (2b) Brian Westbrook (3) Scott Peters (4) Freddie Milons (5) Tyreo Harrison (6) Raheem Brock (7)			

(#) - round in which player was drafted
 (R) - originally signed by Eagles as a rookie free agent

Note: TE Chad Lewis was originally signed as a rookie free agent by the Eagles in 1997 ... DE N.D. Kalu was originally drafted in the 5th round by the Eagles in 1997 ... FB Jamie Reader was originally signed as free agent by the Eagles in 1999 ... WR James Thrash was originally signed as a rookie free agent by the Eagles in 1997 ... Josh Moore and Josh Parry were originally signed as rookie free agents by the Eagles in 2001.





Position: Kicker
Height, Weight: 5-10, 200
Born: 12/09/74 in Lexington, KY
College: Louisville
High School: Tates Creek, Lexington, KY
NFL Experience: 4th (4th as an Eagle)
Acquired by Eagles: FA - 1999
Originally joined NFL: Signed as rookie free agent by Carolina in 1997

Pro Bowl kicker David Akers. That phrase was truly a dream come true. But it was a dream realized through hard work and perseverance. That dedication pushed the former waiter and substitute teacher into establishing himself as one of the most dependable kickers in the league. Akers was definitely the "feel good" story of the Eagles 2002 Pro Bowl class, having landed on the waiver wire three times before settling in to his current position in Philadelphia. He became the first Eagles Pro Bowl kicker since Sam Baker in 1969. He originally signed with Philadelphia on 1/11/99 after short stints earlier in his career with the Panthers, Falcons, and Redskins. He spent his first season with the Eagles as a long field goal and kickoff specialist behind veteran Norm Johnson.



BIRDSEED:

- During the offseason, Akers trains in Brazilian Jiu-Jitsu and Shaolin Kempo under the guidance of Allan Manganello at the Shaolin Kempo Jiu-Jitsu Academy in Louisville. Said Akers, "The martial arts influence is the part where you don't think about [the kick]. You've trained yourself so much to where you go and just do it. Same thing in a fight. You prepare for that one instance where someone is coming at you, and you're not trying to think."



Akers (center) with Brazilian Jiu-Jitsu instructors Allan Manganello (right) and Pedro Sauer at a ceremony in which he received his blue belt.

- Akers on his abilities, "I have a weird, God-given talent to kick an oblong ball between two poles."
- His instructional video, "Consistent Place Kicking" can be ordered at www.playlikethepros.com
- Played for Berlin Thunder of the NFL Europe League in 1999. He contracted salmonella poisoning late in the season and lost 30 pounds prior to his first training camp with the Eagles

THE ROAD LESS TRAVELED

In 1997-98, Akers worked as a substitute teacher at Westport Middle School in Louisville between stints with Carolina and Atlanta. After being released by Washington in 1998, he returned to Atlanta because his wife, Erika, had found a good job with Lucent Technologies. David then picked up a part-time job as a waiter at a Longhorn Steakhouse in Lawrenceville, GA, until signing with the Eagles on 1/11/99



CLUTCH FIELD GOALS

Akers game-tying or game-winning FGs with under 5:00 to play

2000

2 vs. Dal. (11/5) ... made a game-tying 34-yd FG with 0:11 remaining in the 4th and added a 32 ydr. 7:55 into OT in 16-13 win
2 at Pitt. (11/12) ... tied the game with a 42 ydr. as time expired in the 4th and won it in OT with a 42 ydr. in OT in 26-23 win

(Since 1990, it was the first time a kicker tied the game late in the 4th and won it in OT in 2 consecutive weeks)

1 at Wash. (11/26) ... made GW 30-yd. FG with 3:00 left in the 4th in 23-20 win

2001

1 vs. NYG (12/30) ... made GW 35-yd. FG with 0:07 left in the 4th in 24-21 win that clinched the NFC East Division title

CAREER HIGHLIGHTS:


- Earned his first career Pro Bowl berth following the 2001 season in which he connected on 26 of 31 FGAs and tied for 5th in the NFL in scoring with 115 points. Also earned first-team all-NFL honors from the AP, *Sports Illustrated*, and *The Sporting News*
- Has a 95% (38-40) career success rate in field goals inside 40 yards
- Nailed game-winning, 35-yd. FG with :07 remaining in week 16 of 2001 vs. NYG as the Eagles claimed their first NFC East Division title since 1988
- Connected on a team-record 17 consecutive FGs in 2001 (10/22 - 12/30)
- In the NFC Divisional playoff at Chi in 2001, Akers totaled 15 points (4FGs, 3 PATs), the 2nd highest total in NFL playoff history. He hit a club record 46-ydr. at Chi. and at StL in NFC Championship game
- Earned NFC Special Teams POW honors three times during his career: 9/30/01 vs. Dal., 11/12/00 at Pit., and 10/15/00 at Arz. Against the Cardinals, he faked a field goal and raced 15 yards for a first down on a 4th-and-4 to set up a TD
- Signed a seven-year contract extension on 8/21/01 that will keep him in an Eagles uniform through 2007
- In his first full year as a NFL kicker in 2000, made his first 12 field goals of the season (13 dating back to 1999) to set a team record. He also ranked 5th in the NFL in points (121) to break the team record of 116 set by Paul McFadden in 1984

- Selected as the Eagles special teams MVP and as the first alternate to the NFC Pro Bowl squad in 2000 (behind the Bucs Martin Gramatica)
- Nailed 3 game-winning field goals in November, 2000 to earn NFC Special Teams POM honors
- In the 2000 season opener at Dal. (9/3) executed an onsidles kick which set up the Eagles first score. Opened the 11/29/01 game at KC with another onsidles kick. Both were recovered by WR Dameane Douglas
- Earned a spot on the 53-man roster in 1999 and served as the club's kickoff and long field goal specialist as 18-year vet Norm Johnson handled the regular kicking duties. He replaced an injured Johnson (back) as the primary kicker vs. Ind. (11/21)
- Played in first NFL game as a Redskin on 9/20/98 vs. Sea. after Scott Blanton was waived

PERSONAL:

- He and his wife, Erika, reside in Louisville, KY, during the offseason. The couple welcomed their first child, a son named Luke on 4/8/02
- Attended Bates Creek HS in Lexington, KY, where he was twice named first-team all-state as a kicker and once as a punter with a 40.7 avg. Attended Bates with Brian Littrell of the Backstreet Boys
- He and Erika co-chair the Philadelphia chapter of the Cystic Fibrosis annual "Evening Out With the Eagles"

His major charity priority is "Kicks For Kids," a program that involves kicker Doug Pelfrey and helps at-risk children in the Philadelphia area pursue their dreams. Akers also sponsors kicking camps in Philadelphia and Louisville during the summer and donates all the proceeds to "Kicks For Kids." For more information log onto: www.kicksforkids.com



- Is a fan of NASCAR and spent time in the pits during the 2002 MBNA Platinum 400 race in Dover, DE
- Served, along with his wife and the Runyan family, as the honorary chairperson for the "Cystic Fibrosis Evening with the Eagles"
- Participated in the 2001 NFL 101 seminar to help teach the X's and O's of football to women
- Practiced with Merisa Rudy, the 2001 Punt, Pass & Kick 9-year-old girls champion



- Also visits various Philadelphia-area children's hospitals each week during the season and buys and delivers Thanksgiving baskets for needy families in Philadelphia as part of his "Kicks For Kids" charity.
- Hosted the extra "Extra Effort Luncheon" to honor those who have gone above and beyond to help the community. The 2001 recipient of the award was Eagles FB Cecil Martin
- His high school teacher, Teri Harper of Tate Creek HS (Lexington, KY), was one of 10 finalists for the 2001 NFL Teacher of the Year award
- List of favorites: Sopranos (TV show), Tombstone (movie), Tom Hanks (actor), Ashley Judd (actress), Oriental ribs (food), Kicks For Kids (charity),

Madden Football (video game) and physics (subject in school)

- Hobbies include golfing, fishing, and martial arts
- Proclaims to have been an avid trumpet player during his youth
- Full name: David Roy Akers

COLLEGE:

Finished his four-year career at Louisville ranked 2nd on the school's all-time scoring list with 219 points, including a school-record 36 field goals. As a junior, kicked a career-long 51-yd. FG vs. Texas A&M. Was a teammate of FB Ralph Dawkins, the brother of Eagles FS Brian Dawkins.

DAVID AKERS' CAREER STATISTICS

YEAR	TEAM	GP	SCORING				PTS	FIELD GOALS					BK
			XP-XPA	FG-FGA	LG	FG%		1-19	20-29	30-39	40-49	50+	
1998	WASH.	1	2-2	0-2	NA	0.0	2	0-0	0-0	0-0	0-2	0-0	0
1999	PHIL.	16	2-2	3-6	53	50.0	11	0-0	0-0	0-0	2-3	1-3	0
2000	PHIL.	16	34-36	29-33	51	87.9	121	1-1	6-6	14-15	7-10	1-1	0
2001	PHIL.	16	37-38	26-31	50	83.9	115	1-1	9-9	7-8	7-10	2-3	0
TOTALS		49	75-78	58-72	53	80.6	249	2-2	15-15	21-23	16-25	4-7	0
PLAYOFFS													
2000	PHIL.	2	4-4	1-3	28	33.3	7	0-0	1-1	0-2	0-0	0-0	0
2001	PHIL.	3	10-10	6-6	46	100.0	28	0-0	2-2	1-1	3-3	0-0	0
TOTALS		5	14-14	7-9	46	77.8	35	0-0	3-3	1-3	3-3	0-0	0

ADDITIONAL CAREER STATS

RUSHING: 1-15 at Ariz. 10/15/00

SPECIAL TEAMS TACKLES: 2001 (6), 2000 (3), 1999 (3), **TOTAL:** (12)

CAREER HIGHS: **FIELD GOALS** - Made 5 at Dal. 11/18/01, **Atts.** 5 (2 times) last at Dal. 11/18/01, **Long** 53 at Mia. 10/24/99, **Long Att.** 59 vs. NYG 10/31/99, **PATs** - Made 6 vs. Min. 11/11/01, **Atts.** 6 vs. Min. 11/11/01, **POINTS** - 18 at Dal. 11/18/01

MILESTONES: First NFL FG: at Mia. (53 yds.) 10/24/99, **Longest FG in Eagles playoff history:** (46 yds.) at Chi. 1/19/02 and at StL 1/27/02.



MEDIA GUIDE

AKERS GAME-BY-GAME


1998 WASHINGTON REDSKINS											
DATE	OPP.	W/L	Pts.	XP-XPA	FG-FGA	1-19	20-29	30-39	40-49	50+	KICK-BY-KICK
SEP 20	@ SEA	L	2	2-2	0-2	0-0	0-0	0-0	0-2	0-0	48N, 49N
TOTALS		0-1	2	2-2	0-2	0-0	0-0	0-0	0-2	0-0	

1999 PHILADELPHIA EAGLES											
DATE	OPP.	W/L	Pts.	XP-XPA	FG-FGA	1-19	20-29	30-39	40-49	50+	KICK-BY-KICK
SEP 12	ARZ	L	0	0-0	0-0	0-0	0-0	0-0	0-0	0-0	
SEP 19	TB	L	0	0-0	0-0	0-0	0-0	0-0	0-0	0-0	
SEP 26	BUF	L	0	0-0	0-0	0-0	0-0	0-0	0-0	0-0	
OCT 3	NYG	L	0	0-0	0-0	0-0	0-0	0-0	0-0	0-0	
OCT 10	DAL	W	0	0-0	0-0	0-0	0-0	0-0	0-0	0-0	
OCT 17	CHI	W	0	0-0	0-0	0-0	0-0	0-0	0-0	0-0	
OCT 24	MIA	L	3	0-0	1-1	0-0	0-0	0-0	0-0	1-1	53
OCT 31	NYG	L	0	0-0	0-1	0-0	0-0	0-0	0-0	0-1	59N
NOV 7	CAR	L	0	0-0	0-0	0-0	0-0	0-0	0-0	0-0	
NOV 14	WAS	W	0	0-0	0-0	0-0	0-0	0-0	0-0	0-0	
NOV 21	IND	L	5	2-2	1-1	0-0	0-0	0-0	1-1	0-0	48
NOV 28	WAS	L	0	0-0	0-1	0-0	0-0	0-0	0-1	0-0	47N
DEC 5	ARZ	L	0	0-0	0-0	0-0	0-0	0-0	0-0	0-0	
DEC 12	DAL	L	0	0-0	0-0	0-0	0-0	0-0	0-0	0-0	
DEC 19	NE	W	0	0-0	0-1	0-0	0-0	0-0	0-0	0-1	51N
JAN 2	STL	W	3	0-0	1-1	0-0	0-0	0-0	1-1	0-0	46
TOTALS		5-11	11	2-2	3-6	0-0	0-0	0-0	2-3	1-3	LONG: 53

2000											
DATE	OPP.	W/L	Pts.	XP-XPA	FG-FGA	1-19	20-29	30-39	40-49	50+	KICK-BY-KICK
SEP 3	DAL	W	11	5-5	2-2	0-0	0-0	0-0	0-0	0-0	33, 37
SEP 10	NYG	L	6	0-1	2-2	0-0	1-1	1-1	0-0	0-0	33, 29
SEP 17	GB	L	3	0-0	1-1	0-0	0-0	0-0	1-1	0-0	43
SEP 24	NO	W	3	3-3	0-0	0-0	0-0	0-0	0-0	0-0	
OCT 1	ATL	W	12	3-3	3-3	1-1	0-0	2-2	0-0	0-0	39, 38, 19
OCT 8	WAS	L	2	2-2	0-0	0-0	0-0	0-0	0-0	0-0	
OCT 15	ARZ	W	9	3-4	2-2	0-0	1-1	1-1	0-0	0-0	31, 29
OCT 22	CHI	W	7	1-1	2-2	0-0	1-1	0-0	0-0	1-1	51, 29
OCT 29	NYG	L	1	1-1	0-1	0-0	0-0	0-0	0-1	0-0	48N
NOV 5	DAL	W	10	1-1	3-4	0-0	0-0	3-3	0-1	0-0	40N, 34, 34, 32
NOV 12	PIT	W	14	2-2	4-5	0-0	1-1	0-1	3-3	0-0	26, 45, 38N, 42, 42
NOV 19	ARZ	W	10	4-4	2-2	0-0	0-0	1-1	1-1	0-0	38, 46
NOV 26	WAS	W	11	2-2	3-3	0-0	1-1	2-2	0-0	0-0	27, 33, 30
DEC 3	CLE	L	7	1-1	2-2	0-0	1-1	0-0	1-1	0-0	23, 40
DEC 10	CLE	W	5	5-5	0-0	0-0	0-0	0-0	0-0	0-0	
DEC 10	CLE	W	5	5-5	0-0	0-0	0-0	0-0	0-0	0-0	
DEC 24	CIN	W	10	1-1	3-4	0-0	0-0	2-2	1-2	0-0	32, 45, 41N, 33
TOTALS		11-5	121	34-36	29-33	1-1	6-6	14-15	7-10	1-1	LONG: 51
PLAYOFFS											
DEC 31	TB	W	3	3-3	0-1	0-0	0-0	0-1	0-0	0-0	36N
JAN 7	NYG	L	4	1-1	1-2	0-0	1-1	0-1	0-0	0-0	28, 30N
TOTALS		1-1	7	4-4	1-3	0-0	1-1	0-2	0-0	0-0	LONG: 28

2001											
DATE	OPP.	W/L	Pts.	XP-XPA	FG-FGA	1-19	20-29	30-39	40-49	50+	KICK-BY-KICK
SEP 9	STL	L	5	2-2	1-1	0-0	0-0	0-0	0-0	1-1	50
SEP 23	SEA	W	9	3-3	2-3	0-0	1-1	0-0	1-2	0-0	48, 49N, 21
SEP 30	DAL	W	10	4-5	2-2	1-1	0-0	0-0	1-1	0-0	40, 19
OCT 7	ARZ	L	8	2-2	2-2	0-0	1-1	0-0	1-1	0-0	42, 28
OCT 22	NYG	W	4	1-1	1-2	0-0	1-1	0-0	0-1	0-0	44N, 25
OCT 28	DAK	L	4	1-1	1-1	0-0	0-0	1-1	0-0	0-0	34
NOV 4	ARZ	W	3	3-3	0-0	0-0	0-0	0-0	0-0	0-0	
NOV 11	MIN	W	12	6-6	2-2	0-0	1-1	1-1	0-0	0-0	36, 21
NOV 18	DAL	W	18	3-3	5-5	0-0	3-3	1-1	1-1	0-0	24, 46, 26, 28, 30
NOV 25	WAS	L	3	0-0	1-1	0-0	0-0	0-0	1-1	0-0	49
NOV 29	KC	W	11	2-2	3-3	0-0	1-1	2-2	0-0	0-0	24, 33, 38
DEC 9	SD	W	6	3-3	1-1	0-0	0-0	1-1	0-0	0-0	37
DEC 16	WAS	W	8	2-2	2-2	0-0	0-0	0-0	1-1	1-1	40, 50
DEC 22	SF	L	3	0-0	1-1	0-0	1-1	0-0	0-0	0-0	20
DEC 30	NYG	W	6	3-3	1-2	0-0	0-0	1-1	0-1	0-0	43N, 35
JAN 6	TB	W	5	2-2	1-3	0-0	0-0	0-1	1-1	0-0	34N, 47, 50N
TOTALS		11-5	115	37-38	26-31	1-1	9-9	7-8	7-10	2-3	LONG: 50
PLAYOFFS											
JAN 12	TB	W	7	4-4	1-1	0-0	1-1	0-0	0-0	0-0	26
JAN 19	CHI	W	15	3-3	4-4	0-0	1-1	1-1	2-2	0-0	34, 23, 40, 46
JAN 27	STL	L	6	3-3	1-1	0-0	0-0	0-0	1-1	0-0	46
TOTALS		2-1	28	10-10	6-6	0-0	2-2	1-1	3-3	0-0	LONG: 46





Position: Linebacker

Height, Weight: 6-2, 237

Born: 1/14/75 in Richmond, VA

College: University of Richmond

High School: Hermitage, Richmond, VA

NFL Experience: 5th (1st as an Eagle)

Acquired by Eagles: UFA (Was.) - 2002

Originally joined NFL: D4-98 by Redskins
(113th selection overall)

"We've been looking at him for the last three years, and I'm tired of seeing him in that red uniform." That's how head coach Andy Reid summed up the acquisition of Shawn Barber on March 15, 2002. What Reid got to see in those three years was one of the top, young linebackers in the NFL. The Redskins selected Barber from Division I-AA Richmond in the fourth round in 1998 and watched him quickly contribute to their defense. After earning a starting role in his second season, Barber went on to start all 33 games in which he played before injury halted that streak. In week 3 of 2001, he suffered a torn ACL in his right knee and was later placed on the Injured Reserve list. Barber now has a fresh start with a new team and an opportunity to regain his previous form as a top linebacker in the NFL.

BIRDSEED:

- Has tried his hand at modeling. He first modeled for sore-loser.com, the sportswear line started by

Eagles DE N.D. Kalu while both were teammates in Washington. Barber also appears in the 2002 All-Pro Under The Helmet Calendar with various NFL players. Also posed for a photo shoot with shoe designer Giorgio Brutini in 1998

- Is best friends with Packers safety Darren Sharper. Their friendship began when they were teammates with the Virginia Randolph Rams pee-wee team, then at Brookland Middle School and finally at Hermitage HS. The two then faced off three times in college (1994-96) when Richmond and William & Mary met on the football field. They also started a football camp at their old high school with Sharper's brother, Jamie, a Houston Texans linebacker

CAREER HIGHLIGHTS:

- Intercepted a Kent Graham pass and returned it 70 yds. for a TD in a 50-21 win at NYG (9/19/99)
- In 1999, finished 2nd on the team with a career-high 148 tackles. Finished 4th on the squad with 82 tackles in 2000, despite missing two games (strained MCL)
- Forced a fumble by RB Terry Jackson with less than two minutes left in regulation thwarting a potential game-winning drive by SF (12/26/99). Anthony Cook recovered the fumble ending regulation with the score tied at 20. The Redskins won in OT to clinch the NFC East title
- In 2001, was placed on the Injured Reserve list (10/2) after suffering a torn ACL in his right knee vs. KC (9/30)

PERSONAL:

- Celebrated the birth of his first child, a son, Nicholas William on 6/31/02
- At Hermitage (VA) HS, was an all-district and all-region performer at strong safety. As a senior, returned 3 INTs for TDs and averaged more than 20 yds. per catch as a receiver. Also earned all-district honors in basketball and lettered once in track. Did not play football until he was a junior
- Was nominated for the 2001 Walter Payton Man of the Year Award for his community involvement and performance on the field. Was also nominated in 1999 for NFL Man of the Year
- In the wake of the September 11 tragedies, helped raise money for Pentagon victims by guest bartending at Washington-area restaurants
- Full name: Shawn William Barber
- Single and resides in Richmond in the offseason



MEDIA GUIDE

- Earned his degree in marketing

COLLEGE:

Began his career at safety but moved to LB as a sophomore. Had 94 tackles, 6 sacks, 13 tackles for loss, 3 INTs, 2 blocked kicks and a forced fumble as a senior in 1997 en route to earning Atlantic 10 Conference

Defensive Player of the Year honors. In four seasons as a Spider, played in 44 games (33 starts), collecting 305 tackles, 20 sacks, 30 tackles for a loss and 5 INTs. Said Barber's college coach Jim Reid, "I love Shawn Barber. He is exactly what you think of when you hear the term student athlete. He's what you hope your son grows up to be. And, boy, can he play some football."

SHAWN BARBER'S CAREER STATISTICS

YEAR	TEAM	GP/GS	TACKLES			QUARTERBACK		PASSES DEFENDED						
			SOLO	AST	TOT	SACKS	HUR	INT	YDS	LG	KD	FF	FR	STT
1998	WASH.	16/1	28	6	34	0.0	2	1	0	0	2	1	0	15
1999	WASH.	16/16	101	47	148	1.0	6	2	70	70T	5	3	0	8
2000	WASH.	14/14	63	19	82	2.0	0	0	0	0	7	0	2	2
2001	WASH.	3/3	14	3	17	0.0	0	0	0	0	0	0	0	0
TOTALS		49/34	206	75	281	3.0	8	3	70	70T	14	4	2	25
PLAYOFFS														
1999	WASH.	2/2	13	3	16	1.0	0	0	0	0	0	1	0	0
ADDITIONAL CAREER STATS														
TOUCHDOWN: at NYG 9/19/99 (70-yd. INT ret., QB Kent Graham)														
CAREER HIGHS: TACKLES - Total 17 vs. Buf. 11/7/99, SACKS - 1 (4 times) last vs. Balt. 10/15/00, INTS - 1 (3 times) last at Ind. 12/19/99, Long 70 yds. for a TD at NYG 9/19/99 (QB Kerry Collins)														
MILESTONES: First start: at Sea. 9/20/98, First interception: at Oak. 11/29/98 (QB Donald Hollas), First Sack: at Arz. 10/17/99 (QB Jake Plummer).														

BARBER GAME-BY-GAME

1998 WASHINGTON REDSKINS

DATE	OPP.	W/L	P/S	S	A	T	Sac	Hur	Int	Yds	Lg	KD	FF	FR
Sep 6	@ NYG	L	1/0	0	0	0	0.0	0	0	0	0	0	0	0
Sep 14	@ SF	L	1/0	0	0	0	0.0	0	0	0	0	0	0	0
Sep 20	@ SEA	L	1/1	5	1	6	0.0	1	0	0	0	0	0	0
Sep 27	@ DEN	L	1/0	0	0	0	0.0	0	0	0	0	0	0	0
Oct 4	@ DAL	L	1/0	0	0	0	0.0	0	0	0	0	0	0	0
Oct 11	@ PHI	L	1/0	0	0	0	0.0	0	0	0	0	0	0	0
Oct 18	@ MIN	L	1/0	3	1	4	0.0	0	0	0	0	0	0	0
Nov 1	@ NYG	W	1/0	0	1	1	0.0	0	0	0	0	0	0	0
Nov 8	@ ARZ	L	1/0	4	1	5	0.0	0	0	0	0	0	0	0
Nov 15	PHI	W	1/0	1	1	2	0.0	0	0	0	0	0	0	0
Nov 22	ARZ	L	1/0	1	1	2	0.0	0	0	0	0	0	0	0
Nov 29	@ OAK	W	1/0	8	0	8	0.0	1	1	0	0	1	0	0
Dec 6	@ SD	W	1/0	6	0	6	0.0	0	0	0	2	0	0	0
Dec 13	@ CAR	W	1/0	0	0	0	0.0	0	0	0	0	0	0	0
Dec 19	TB	W	1/0	0	0	0	0.0	0	0	0	0	0	0	0
Dec 27	@ DAL	L	1/0	0	0	0	0.0	0	0	0	0	0	0	0
TOTALS			16/1	28	6	34	0.0	2	1	0	0	2	1	0

1999

DATE	OPP.	W/L	P/S	S	A	T	Sac	Hur	Int	Yds	Lg	KD	FF	FR
Sep 12	DAL	L	1/1	8	1	9	0.0	0	0	0	0	0	0	0
Sep 19	@ NYG	W	1/1	5	2	7	0.0	2	1	70	70T	0	0	0
Sep 26	@ NYJ	W	1/1	6	2	8	0.0	0	0	0	0	0	0	0
Oct 3	CAR	W	1/1	5	1	6	0.0	0	0	0	0	0	0	0
Oct 17	@ ARZ	W	1/1	10	4	14	1.0	0	0	0	0	0	0	0
Oct 24	@ DAL	L	1/1	6	3	9	0.0	0	0	0	0	1	1	0
Oct 31	CHI	W	1/1	8	2	10	0.0	0	0	0	0	0	0	0
Nov 7	PHI	L	1/1	10	7	17	0.0	0	0	0	0	0	0	0
Nov 14	@ BUF	L	1/1	4	4	8	0.0	1	0	0	0	1	0	0
Nov 21	NYG	W	1/1	5	0	5	0.0	0	0	0	0	0	0	0
Nov 28	PHI	W	1/1	6	4	10	0.0	0	0	0	0	0	0	0
Dec 5	@ DET	L	1/1	5	2	7	0.0	0	0	0	0	0	0	0
Dec 12	ARZ	W	1/1	4	1	5	0.0	0	0	0	0	0	0	1
Dec 19	@ IND	L	1/1	5	4	9	0.0	0	1	0	0	1	0	0
Dec 26	@ SF	W	1/1	6	4	10	0.0	3	0	0	0	0	1	0
JAN 2	MIA	W	1/1	8	6	14	0.0	0	0	0	0	2	0	0
TOTALS			16/16	101	47	148	1.0	6	2	70T	0	5	3	0

PLAYOFFS

DATE	DET	W	1/1	6	2	8	0.0	0	0	0	0	0	0	0
JAN 8	DET	W	1/1	6	2	8	0.0	0	0	0	0	0	0	0
JAN 15	@ TB	L	1/1	7	1	8	1.0	0	0	0	0	0	0	1
TOTALS			2/2	13	3	16	1.0	0	0	0	0	0	0	1

2000


DATE	OPP.	W/L	P/S	S	A	T	Sac	Hur	Int	Yds	Lg	KD	FF	FR
Sep 3	CAR	W	1/1	5	0	5	0.0	0	0	0	0	0	0	0
Sep 10	@ DET	L	1/1	1	3	4	0.0	0	0	0	0	0	0	0
Sep 18	DAL	L	1/1	6	1	7	0.0	0	0	0	0	0	0	1
Sep 24	@ NYG	W	1/1	9	2	11	1.0	0	0	0	0	0	0	1
Oct 1	TB	W	1/1	5	2	7	0.0	0	0	0	0	0	0	0
Oct 8	@ PHI	W	1/1	4	1	5	0.0	0	0	0	0	0	0	2
Oct 15	BAL	W	1/1	5	2	7	1.0	0	0	0	0	0	0	1
Oct 22	@ JAX	W	1/1	0	0	0	0.0	0	0	0	0	0	0	0
Oct 30	TEN	L	0/0											
Nov 5	@ ARZ	L	0/0											
Nov 20	@ STL	W	1/1	4	1	5	0.0	0	0	0	0	0	0	2
Nov 26	PHI	L	1/1	5	2	7	0.0	0	0	0	0	0	0	0
Dec 3	NYG	L	1/1	3	3	6	0.0	0	0	0	0	0	0	0
Dec 10	@ DAL	L	1/1	5	1	6	0.0	0	0	0	0	0	0	0
Dec 16	@ PIT	L	1/1	5	1	6	0.0	0	0	0	0	0	0	0
Dec 24	ARZ	W	1/1	6	0	6	0.0	0	0	0	0	0	0	0
TOTALS			14/14	63	19	82	2.0	0	0	0	0	7	0	2

2001

DATE	OPP.	W/L	P/S	S	A	T	Sac	Hur	Int	Yds	Lg	KD	FF	FR
Sep 9	@ SD	L	1/1	2	0	2	0.0	0	0	0	0	0	0	0
Sep 23	@ GB	L	1/1	9	3	12	0.0	0	0	0	0	0	0	0
Sep 30	KC	L	1/1	3	0	3	0.0	0	0	0	0	0	0	0
TOTALS			3/3	14	3	17	0.0	0	0	0	0	0	0	0

*WAS PLACED ON THE INJURED RESERVE LIST ON 10/2 AFTER SUFFERING A TORN ACL IN HIS RIGHT KNEE ON 9/30 VS. KC.





88 MIKE BARTRUM

Position: Tight End/Long Snapper
Height, Weight: 6-4, 245
Born: 6/23/70 in Gallipolis, OH
College: Marshall
High School: Meigs, Pomeroy, OH
NFL Experience: 9th (3rd as an Eagle)
Acquired by Eagles: FA - 2000
Originally joined NFL: Signed as rookie free agent by Kansas City in 1993

"His job, essentially is to stay anonymous, to be so consistent that the average fan can yawn while he earns his paycheck. He will spend four months of Sundays this season throwing a football between his legs and getting blown up by 300-pound, football-hungry behemoths." That quote, from former *Philadelphia Inquirer* writer Jerry Brewer, sums up the football life of Mike Bartrum, one of the league's best long snappers. A rookie free agent signee of Kansas City in 1993, Bartrum has carved out an 8-year career as arguably the best in the business at what he does. Bartrum enters his 3rd season in Philadelphia after originally signing with the Eagles on 4/17/00.

BIRDSEED:

- Earned a degree in elementary and special education at Marshall and taught 4th and 5th grade special education classes at Louisburg (KS) Elementary School in the offseason from 1995-99. Also taught at Louisburg HS in the fall of '95 after being placed

on IR by Green Bay

- Established the Mike Bartrum Foundation which raises money to benefit the Meigs HS athletic department. Teamed up with Marshall teammate and Patriots WR Troy Brown to organize a one-day football camp at Spring Valley HS in Huntington, WV, and a golf tournament the following day to benefit each players' charitable endeavors

CAREER HIGHLIGHTS:

- Known as one of the league's best long snappers, has played in 96 regular season games and 10 post-season contests with the Eagles, Chiefs, Packers, and Patriots, while logging 48 career special teams tackles
- Has three career receptions, all touchdowns. His first two were both 1-yd. TDs from Drew Bledsoe against the Ravens (10/9/99 and 1/2/99). His third was a 4 yarder from Donovan McNabb vs. Min. (11/11/01)
- After spending the 1993 season with KC, was released by the Chiefs on 8/23/94 and spent the remainder of the season out of football. Was signed by GB on 1/20/95. After spending 1995 with the

MIKE BARTRUM'S CAREER STATISTICS

YEAR	TEAM	GP/GS	REC.	YARDS	AVG.	LG	TD
1993	KC	3/0	0	0	0.0	0	0
OUT OF FOOTBALL							
1995	GB	4/0	0	0	0.0	0	0
1996	NE	16/0	1	1	1.0	1T	1
1997	NE	9/0	0	0	0.0	0	0
1998	NE	16/0	0	0	0.0	0	0
1999	NE	16/0	1	1	1.0	1T	1
2000	PHIL.	16/0	0	0	0.0	0	0
2001	PHIL.	16/0	1	4	4.0	4T	1
TOTALS		96/0	3	6	2.0	4T	3

PLAYOFFS

1993	KC	1/0	0	0	0.0	0	0
1995	GB	INJURED RESERVE					
1996	NE	3/0	0	0	0.0	0	0
1997	NE	INJURED RESERVE					
1998	NE	1/0	0	0	0.0	0	0
2000	PHIL.	2/0	0	0	0.0	0	0
2001	PHIL.	3/0	0	0	0.0	0	0
TOTALS		10/0	0	0	0.0	0	0

ADDITIONAL CAREER STATISTICS

SPECIAL TEAMS TACKLES: 1995 (1), 1996 (6), 1997 (3), 1998 (10), 1999 (6), 2000 (10), 2001 (12), Total (48)

PLAYOFF SPECIAL TEAMS TACKLES: 1996 (4), 2000 (2), 2001 (12), Total (6)

MILESTONES: First game: vs. GB 11/8/93, First reception/TD: at Balt. 10/6/96 (QB Drew Bledsoe).



Packers, was traded to New England along with DE Walter Scott on 8/25/96 for past considerations

- While with the Packers in 1995, was tutored by then tight ends coach Andy Reid. The following season appeared in Super Bowl XXXI vs. the Packers as a member of the Patriots

PERSONAL:

- Mike and his wife, Jennifer, have two sons, Cody (8/25/98) and Zachary (6/14/00), and reside in Pomeroy, OH
- Attended Meigs HS in Pomeroy, OH, where he lettered in football, baseball, and basketball. Passed for 1,900 yards and 24 TDs as a quarterback during his junior and senior seasons
- Visited My Brother's House, a homeless shelter run by Bethesda Project in Philadelphia to help serve lunch to a group of men. Donates his time to support the Cardinal Cushing school

- Lists NBA Hall of Famer Julius "Dr. J." Erving as the person he idolized growing up
- List of favorites: Philadelphia 76ers (non-football team), A Country Boy Can Survive (song), The Patriot (movie), Dragon Tales (cartoon), and golf (sport)
- Full name: Michael Weldon Bartrum

COLLEGE:

Was a two-year starter and three-year letterman (1989, 1991-92) at Marshall. Totalled 109 career receptions for 1,187 yards (10.9 avg.) and 10 TDs. Earned consensus All-Southern Conference honors as a senior when he caught 62 passes for 680 yards and 9 TDs, guiding Marshall to a Division I-AA national title. Missed the entire 1990 season with a knee injury suffered in spring practice. Redshirted as a freshman in 1988. Lettered in baseball as a relief pitcher in 1991.



"I used to watch the Oilers when they played in the House of Pain and he was always the one bringing it." Those are the words Eagles Pro Bowl free safety Brian Dawkins used to describe strong safety Blaine Bishop who signed a three-year contract with the Eagles on 3/14/02. When the 5-9 Bishop steps onto the field his stature may not seem so imposing, but to those who have manned the sidelines against him, his reputation speaks for itself. "What lights the fire under me is to prove people wrong," Bishop explains. "I just want to get respect from the players when I leave the field." Bishop brings that attitude to Philadelphia along with his fierce, physical style of play, and the leadership that nine NFL seasons, four Pro Bowl appearances and a trip to Super Bowl XXXIV have helped to develop. His toughness and resilience will be key as Bishop returns in 2002 from a Lis Franc sprain in his left foot that sidelined him for most of last season.

BIRDSEED:

- As a senior in high school, Bishop was overlooked by Division I-A and I-AA football programs and decided to attend Division III St. Joseph's (IN) College. After his freshman year, he transferred to



Position: Strong Safety
Height, Weight: 5-9, 203
Born: 7/24/70 in Indianapolis, IN
College: Ball State
High School: Cathedral, Indianapolis, IN
NFL Experience: 10th (1st as an Eagle)
Acquired by Eagles: UFA (Ten.) - 2002
Originally joined NFL: D8-93 by Houston (214th overall)



Division I-A's Ball State, but had to pay his own way as a sophomore until earning a scholarship as a junior

- Said former teammate Titans LB Barron Wortham of the notoriously fiery Bishop, "He's like the little guy from *The Bad News Bears*, Tanner - he just wants to fight."
- Has tattoos on both of his shoulders. On his right, he has Chinese lettering that translates to "Thanks to God." On his left, he has a lions head because his astrological sign is the Leo.

CAREER HIGHLIGHTS:

- Earned four trips to the Pro Bowl, following the 1995-97, and 2000 seasons. Established a Titans record for most Pro Bowl selections by a DB, eclipsing the old mark set by Ken Houston (1971-73). Was also selected as an alternate in 1999
- Has played in 126 regular season games (108 starts) and six playoff contests (all starts)
- Was a part of the Titans 1999 AFC Championship team that appeared in Super Bowl XXXIV vs. StL
- In 1995, led the Oilers in tackles (97) and set career marks in forced fumbles (3), recovered fumbles (4) and knockdowns (11) en route to his first Pro Bowl selection and All-Pro honors by *Sports Illustrated's* Dr. Z
- Earned AFC Defensive Player of the Week honors twice in his career: on 10/11/98 at Bal. when he picked off Eric Zeier at the goal line on the game's final play to preserve the win, and on 12/25/93 at SF (his first NFL start) after making 7 tackles and his first career sack (QB Steve Young), in addition to forcing and recovering a fumble in a 10-7 win

PERSONAL:

- He and his wife, Florescella, reside in Nashville, TN, with their son, Chayce (5/4/01). Florescella graduated with masters degree in business administration from Vanderbilt University and interned with

the NFL marketing department in 1999

- Attended Cathedral HS in Indianapolis where he was an all-state, all-city and all-metro selection. "He had no qualms about calling attention to anyone who wasn't working hard or was making mistakes over and over again," said Cathedral's long-time athletic director Jim Williams. "He's always been a fiery type on the field. You could see those qualities in him even at a young age."
- Also lettered in track
- Remembers wearing a Tony Dorsett jersey when he was a youth because he played on the Cowboys in little league football. Also owned a Walter Payton jersey because Chicago was the closest NFL team at that time
- Earned his degree in insurance from Ball State
- Full name: Blaine Elwood Bishop

COLLEGE:

Played final three seasons at Ball State after transferring from St. Joseph's (IN) College. His career college statistics included 313 total tackles (188 solo), 22 pass breakups, 5 forced fumbles, 5 fumble recoveries, 15 sacks and 4 INTs. As a senior earned honorable mention All-America and first-team All-Mid-American Conference honors.

INJURY HISTORY:

Suffered a concussion on 10/10/99 vs. Bal. and missed one game. Was forced to leave Super Bowl XXXIV versus StL (1/30/00) early due to a neck injury. Suffered a broken arm vs. Oak. (8/31/97) and missed two games. Had arthroscopic surgery on right knee during bye week on 9/16/96 and returned to lineup at Pit. (9/29). Underwent surgery to repair a dislocated finger suffered against Cincinnati (11/12/95) and later that offseason had surgery on his left shoulder (2/7/96).



BLAINE BISHOP'S CAREER STATISTICS

YEAR	TEAM	GP/GS	TACKLES			QUARTERBACK		PASSES DEFENDED				FF	FR	STT
			Solo	Asst	Tot	Sacks	Hur	Int	Yds	LG	KD			
1993	HOU.	16/2	24	3	27	1.0	0	1	1	1	2	2	1	12
1994	HOU.	16/13	75	37	112	1.5	0	1	21	21	6	0	1	4
1995	HOU.	16/16	75	22	97	1.5	0	1	62	62T	11	3	4	2
1996	HOU.	15/15	73	36	109	0.0	0	1	6	6	8	1	0	0
1997	TEN.	14/14	68	14	82	1.5	NA	0	0	0	6	3	2	0
1998	TEN.	13/13	75	42	117	3.0	1	1	13	13	1	1	1	0
1999	TEN.	15/15	83	30	113	2.5	3	0	0	0	3	1	2	0
2000	TEN.	16/16	76	29	105	3.0	1	0	0	0	10	2	0	0
2001	TEN.	5/4	22	5	27	0.0	1	0	0	0	1	2	0	0
TOTALS		126/108	571	218	789	14.0	6	5	103	62T	48	15	11	18

PLAYOFFS

1993	HOU.	1/0	3	0	3	0.0	0	0	0	0	0	0	0	0
1999	TEN.	4/4	24	4	28	1.0	0	0	0	0	4	1	0	0
2000	TEN.	1/1	3	2	5	0.0	1	0	0	0	1	0	0	0
TOTALS		6/5	30	6	36	1.0	1	0	0	0	5	1	0	0

ADDITIONAL CAREER STATS

TOUCHDOWN: at Cle. 11/5/95 (62-yr. INT ret., QB Eric Zeier)

CAREER HIGHS: TACKLES - Total 14 vs. Chi. (10/25/98), Solo 11 vs. StL (10/31/99), INTS 1 (four times) last at Balt. (10/11/98), Long 62 yard TD at Cle. 11/5/95

MILESTONES: First start: at SF 12/25/93, First interception: vs. Atl 12/5/93 (QB Bobby Hebert), First sack: at SF 12/25/93 (QB Steve Young).

BISHOP GAME-BY-GAME

1993 HOUSTON OILERS

DATE	OPP.	W/L	P/S	S	A	T	Sac	Hur	Int	Yds	Lg	KD	FF	FR
SEP 5	@ NO	L	1/0	1	1	2	0.0	0	0	0	0	NA	0	0
SEP 12	@ KC	W	1/0	0	0	0	0.0	0	0	0	0	NA	0	0
SEP 19	@ SD	L	1/0	0	0	0	0.0	0	0	0	0	NA	0	0
SEP 26	@ RAMS	L	1/0	0	0	0	0.0	0	0	0	0	NA	0	0
OCT 11	@ BUF	L	1/0	1	0	1	0.0	0	0	0	0	NA	0	0
OCT 17	@ NE	W	1/0	0	0	0	0.0	0	0	0	0	NA	0	0
OCT 24	@ CIN	W	1/0	0	0	0	0.0	0	0	0	0	NA	0	0
NOV 7	@ SEA	W	1/0	0	0	0	0.0	0	0	0	0	NA	0	0
NOV 14	@ CIN	W	1/0	3	0	3	0.0	0	0	0	0	NA	0	0
NOV 21	@ CLE	W	1/0	0	0	0	0.0	0	0	0	0	NA	0	0
NOV 28	@ PIT	W	1/0	1	1	2	0.0	0	0	0	0	NA	0	0
DEC 5	@ ATL	W	1/0	2	0	2	0.0	0	1	1	1	NA	0	0
DEC 12	@ CLE	W	1/0	2	0	2	0.0	0	0	0	0	NA	0	0
DEC 19	@ PIT	W	1/0	3	0	3	0.0	0	0	0	0	NA	0	0
DEC 25	@ SF	W	1/1	6	1	7	1.0	0	0	0	0	NA	1	1
JAN 2	@ NYJ	W	1/1	5	0	5	0.0	0	0	0	0	NA	1	0
TOTALS			16/2	24	3	27	1.0	0	1	1	1	2	2	1

PLAYOFFS

JAN 16	@ KC	L	1/0	3	0	3	0.0	0	0	0	0	0	0	0
--------	------	---	-----	---	---	---	-----	---	---	---	---	---	---	---

1994

DATE	OPP.	W/L	P/S	S	A	T	Sac	Hur	Int	Yds	Lg	KD	FF	FR
SEP 4	@ IND	L	1/0	1	0	1	0.0	0	0	0	0	NA	0	NA
SEP 11	@ DAL	L	1/0	0	1	0	0.0	0	0	0	0	NA	0	NA
SEP 18	@ BUF	L	1/0	4	0	4	0.0	0	0	0	0	NA	0	NA
SEP 25	@ CIN	W	1/1	7	1	8	1.0	0	1	21	21	NA	0	NA
OCT 3	@ PIT	L	1/1	10	2	12	0.0	0	0	0	0	NA	0	NA
OCT 13	@ CLE	L	1/1	4	1	5	0.0	0	0	0	0	NA	0	NA
OCT 24	@ PHI	L	1/1	4	4	8	0.0	0	0	0	0	NA	0	NA
OCT 30	@ RAI	L	1/1	6	3	9	0.0	0	0	0	0	NA	0	NA
NOV 6	@ PIT	L	1/1	6	5	11	0.5	0	0	0	0	NA	0	NA
NOV 13	@ CIN	L	1/1	4	0	4	0.0	0	0	0	0	NA	0	NA
NOV 21	@ NYG	L	1/1	3	6	9	0.0	0	0	0	0	NA	0	NA
NOV 27	@ CLE	L	1/1	9	2	11	0.0	0	0	0	0	NA	0	NA
DEC 4	@ ARZ	L	1/1	7	2	9	0.0	0	0	0	0	NA	0	NA
DEC 11	@ SEA	L	1/1	3	7	10	0.0	0	0	0	0	NA	0	NA
DEC 18	@ KC	L	1/1	4	1	5	0.0	0	0	0	0	NA	0	NA
DEC 24	@ NYJ	W	1/1	3	2	5	0.0	0	0	0	0	NA	0	NA
TOTALS			16/13	75	37	112	1.5	0	1	21	21	6	0	1

1995

DATE	OPP.	W/L	P/S	S	A	T	Sac	Hur	Int	Yds	Lg	KD	FF	FR
SEP 3	@ JAX	W	1/1	6	0	6	0.0	0	0	0	0	NA	0	NA
SEP 10	@ PIT	L	1/1	2	3	5	0.0	0	0	0	0	NA	0	NA
SEP 17	@ CLE	L	1/1	5	1	6	0.0	0	0	0	0	NA	0	NA
SEP 24	@ CIN	W	1/1	3	0	3	0.0	0	0	0	0	NA	0	NA
OCT 1	@ JAX	L	1/1	3	2	5	0.0	0	0	0	0	NA	0	NA
OCT 8	@ MIN	L	1/1	8	3	11	0.0	0	0	0	0	NA	0	NA
OCT 22	@ CHI	L	1/1	8	0	8	0.0	0	0	0	0	NA	0	NA
OCT 29	@ TB	W	1/1	6	2	8	0.5	0	0	0	0	NA	0	NA
NOV 5	@ CLE	W	1/1	3	0	3	0.0	0	1	62	62T	NA	0	NA
NOV 12	@ CIN	L	1/1	1	4	5	0.0	0	0	0	0	NA	0	NA
NOV 19	@ KC	L	1/1	7	0	7	1.0	0	0	0	0	NA	1	NA
NOV 26	@ DEN	W	1/1	3	3	6	0.0	0	0	0	0	NA	0	NA
DEC 3	@ PIT	L	1/1	3	1	4	0.0	0	0	0	0	NA	0	NA
DEC 10	@ DET	L	1/1	6	0	6	0.0	0	0	0	0	NA	0	NA
DEC 17	@ NYJ	W	1/1	6	3	9	0.0	0	0	0	0	NA	0	NA
DEC 24	@ BUF	W	1/1	5	0	5	0.0	0	0	0	0	NA	0	NA
TOTALS			16/16	75	22	97	1.5	0	1	62	62T	11	3	4

1996

DATE	OPP.	W/L	P/S	S	A	T	Sac	Hur	Int	Yds	Lg	KD	FF	FR
SEP 1	@ KC	L	1/1	6	2	8	0.0	0	0	0	0	NA	0	NA
SEP 8	@ JAX	W	1/1	5	6	11	0.0	0	0	0	0	NA	0	NA
SEP 15	@ BAL	W	1/1	6	1	7	0.0	0	0	0	0	NA	0	NA
SEP 29	@ PIT	L	1/1	6	6	12	0.0	0	0	0	0	NA	0	NA
OCT 6	@ CIN	W	1/1	5	0	5	0.0	0	0	0	0	NA	0	NA
OCT 13	@ ATL	W	1/1	7	3	10	0.0	0	0	0	0	NA	0	NA
OCT 20	@ PIT	W	1/1	2	2	4	0.0	0	0	0	0	NA	0	NA
OCT 27	@ ATL	L	1/1	3	4	7	0.0	0	0	0	0	NA	0	NA
NOV 3	@ SEA	L	1/1	5	3	8	0.0	0	0	0	0	NA	0	NA
NOV 10	@ NO	W	1/1	9	2	11	0.0	0	0	0	0	NA	0	NA
NOV 17	@ MIA	L	1/1	2	4	6	0.0	0	0	0	0	NA	0	NA
NOV 24	@ CAR	L	1/1	3	1	4	0.0	0	0	0	0	NA	0	NA
DEC 1	@ NYJ	W	0/0										DNP/KNEE	
DEC 8	@ JAX	L	1/1	4	2	6	0.0	0	0	0	0	NA	0	NA
DEC 15	@ CIN	L	1/1	4	0	4	0.0	0	0	0	0	NA	0	NA
DEC 22	@ BAL	W	1/1	6	0	6	0.0	0	1	6	6	0	0	NA
TOTALS			15/15	73	36	109	0.0	0	1	6	6	8	1	0



M E D I A G U I D E

BISHOP GAME-BY-GAME (continued)

1997 TENNESSEE OILERS

DATE	OPP.	W/L	P/S	S	A	T	Sac	Hur	Int	Yds	Lg	KD	FF	FR
AUG 31	@ OAK	W	1/1	3	2	5	0.0	0	0	0	0	NA	NA	0
SEP 7	@ MIA	L	0/0				INACTIVE							
SEP 21	@ BAL	L	0/0				INACTIVE							
SEP 28	@ PIT	L	1/1	5	2	7	0.0	0	0	0	0	NA	NA	0
OCT 5	@ SEA	L	1/1	5	1	6	0.0	0	0	0	0	NA	NA	2
OCT 12	@ CIN	W	1/1	5	1	6	0.0	0	0	0	0	NA	NA	0
OCT 19	@ WAS	W	1/1	4	0	4	0.0	0	0	0	0	NA	NA	0
OCT 26	@ ARZ	W	1/1	8	2	10	0.5	0	0	0	0	NA	NA	0
NOV 2	@ JAX	L	1/1	5	2	7	0.0	0	0	0	0	NA	NA	0
NOV 9	@ NYG	W	1/1	3	2	5	0.0	0	0	0	0	NA	NA	0
NOV 16	@ JAX	L	1/1	6	0	6	0.0	0	0	0	0	NA	NA	0
NOV 23	@ BUF	W	1/1	3	0	3	0.0	0	0	0	0	NA	NA	0
NOV 27	@ DAL	W	1/1	5	1	6	1.0	0	0	0	0	NA	1	0
DEC 4	@ CIN	L	1/1	10	0	10	0.0	0	0	0	0	NA	NA	0
DEC 14	@ BAL	L	1/1	2	0	2	0.0	0	0	0	0	NA	NA	0
DEC 21	@ PIT	W	1/1	4	1	5	0.0	0	0	0	0	NA	NA	0
TOTALS			14/14	68	14	82	1.5	0	0	0	0	6	3	2

1998

DATE	OPP.	W/L	P/S	S	A	T	Sac	Hur	Int	Yds	Lg	KD	FF	FR
SEP 6	@ CIN	W	1/1	3	3	6	0.0	0	0	0	0	NA	0	0
SEP 13	@ SD	L	1/1	7	5	12	0.0	0	0	0	0	NA	0	0
SEP 20	@ NE	L	1/1	5	5	10	1.0	0	0	0	0	NA	0	0
SEP 27	@ JAX	L	1/1	9	2	11	0.0	0	0	0	0	NA	0	1
OCT 11	@ BAL	W	1/1	6	4	10	1.0	0	1	13	13	NA	0	0
OCT 18	@ CIN	W	1/1	6	2	8	0.0	0	0	0	0	NA	1	0
OCT 25	@ CHI	L	1/1	7	7	14	0.0	0	0	0	0	NA	0	0
NOV 1	@ PIT	W	0/0				DNP							
NOV 8	@ TB	W	1/1	5	6	11	0.0	0	0	0	0	NA	0	0
NOV 15	@ PIT	W	1/1	2	2	4	0.0	0	0	0	0	NA	0	0
NOV 22	@ NYJ	L	0/0				INACTIVE/KNEE							
NOV 29	@ SEA	L	0/0				INACTIVE/KNEE							
DEC 6	@ BAL	W	1/1	6	1	7	0.0	1	0	0	0	NA	0	0
DEC 13	@ JAX	W	1/1	5	3	8	0.0	0	0	0	0	NA	0	0
DEC 20	@ GB	L	1/1	5	1	6	1.0	0	0	0	0	NA	0	0
DEC 26	@ MIN	L	1/1	9	1	10	0.0	0	0	0	0	NA	0	0
TOTALS			13/13	75	42	117	3.0	1	1	13	13	1	1	1

1999 TENNESSEE TITANS

DATE	OPP.	W/L	P/S	S	A	T	Sac	Hur	Int	Yds	Lg	KD	FF	FR
SEP 12	@ CIN	W	1/1	7	3	10	0.0	1	0	0	0	0	0	0
SEP 19	@ CLE	W	1/1	7	3	10	0.0	1	0	0	0	0	0	1
SEP 26	@ JAX	W	1/1	10	3	13	0.0	1	0	0	0	0	0	0
OCT 3	@ SF	L	1/1	4	3	7	0.0	0	0	0	0	0	0	0
OCT 10	@ BAL	W	1/1	8	0	8	0.0	0	0	0	0	0	0	0
OCT 17	@ NO	W	0/0				INACTIVE/CONCUSSION							
OCT 31	@ STL	W	1/1	11	2	13	0.5	0	0	0	0	0	0	0
NOV 7	@ MIA	L	1/1	4	5	9	0.0	0	0	0	0	0	0	0
NOV 14	@ CIN	W	1/1	9	9	18	0.0	0	0	0	0	1	0	1
NOV 21	@ PIT	W	1/1	6	1	7	0.0	0	0	0	0	0	0	0
NOV 28	@ CLE	W	1/1	6	2	8	1.0	0	0	0	0	0	0	0
DEC 5	@ BAL	L	1/1	3	2	5	0.0	0	0	0	0	1	0	1
DEC 9	@ OAK	W	1/1	3	2	5	0.0	0	0	0	0	0	0	0
DEC 19	@ ATL	W	1/1	0	1	1	0.0	0	0	0	0	0	0	0
DEC 26	@ JAX	W	1/1	2	1	3	0.0	0	0	0	0	1	0	0
JAN 2	@ PIT	W	1/1	3	2	5	0.0	0	0	0	0	0	0	0
TOTALS			15/15	83	30	113	2.5	3	0	0	0	3	1	2

PLAYOFFS

JAN 9	@ BUF	W	1/1	7	0	7	0.0	0	0	0	0	0	0	0
JAN 16	@ IND	W	1/1	8	3	11	0.0	0	0	0	0	0	2	0
JAN 23	@ JAX	W	1/1	5	0	5	1.0	0	0	0	0	1	1	0
JAN 30	@ STL	L	1/1	4	1	5	0.0	0	0	0	0	0	1	0
TOTALS			4/4	24	4	28	1.0	0	0	0	0	4	1	0

2000

DATE	OPP.	W/L	P/S	S	A	T	Sac	Hur	Int	Yds	Lg	KD	FF	FR
SEP 3	@ BUF	L	1/1	6	2	8	0.0	0	0	0	0	0	0	0
SEP 10	@ KC	W	1/1	4	4	8	0.0	0	0	0	0	0	0	0
SEP 24	@ PIT	W	1/1	6	4	10	0.0	0	0	0	0	0	0	0
OCT 1	@ NYG	W	1/1	1	0	1	0.0	0	0	0	0	0	0	0
OCT 8	@ CIN	W	1/1	2	3	5	0.0	1	0	0	0	0	3	0
OCT 16	@ JAX	W	1/1	6	2	8	0.0	0	0	0	0	0	0	0
OCT 22	@ BAL	W	1/1	6	1	7	1.0	0	0	0	0	0	0	0
OCT 30	@ WAS	W	1/1	6	3	9	0.0	0	0	0	0	0	1	0
NOV 5	@ PIT	W	1/1	2	0	2	0.0	0	0	0	0	0	0	0
NOV 12	@ BAL	L	1/1	8	1	9	0.0	0	0	0	0	0	2	0
NOV 19	@ CLE	W	1/1	5	1	6	0.0	0	0	0	0	0	0	0
NOV 26	@ JAX	L	1/1	7	1	8	1.0	0	0	0	0	0	0	0
DEC 3	@ PHI	W	1/1	6	4	10	0.0	0	0	0	0	0	2	0
DEC 10	@ CIN	W	1/1	1	1	2	0.0	0	0	0	0	0	0	0
DEC 17	@ CLE	W	1/1	7	0	7	0.0	0	0	0	0	0	2	0
DEC 25	@ DAL	W	1/1	3	2	5	1.0	0	0	0	0	0	2	0
TOTALS			16/16	76	29	105	3.0	1	0	0	0	0	10	2

PLAYOFFS


JAN 7	@ BAL	L	1/1	3	2	5	0.0	1	0	0	0	0	1	0
-------	-------	---	-----	---	---	---	-----	---	---	---	---	---	---	---

2001

DATE	OPP.	W/L	P/S	S	A	T	Sac	Hur	Int	Yds	Lg	KD	FF	FR
SEP 9	@ MIA	L	1/1	5	3	8	0.0	0	0	0	0	0	1	0
SEP 23	@ JAX	L	1/1	5	1	6	0.0	0	0	0	0	0	0	1
OCT 7	@ BAL	L	1/1	8	1	9	0.0	0	0	0	0	0	0	0
OCT 14	@ TB	W	1/1	4	0	4	0.0	1	0	0	0	0	1	0
OCT 21	@ DET	W	0/0				INACTIVE							
OCT 29	@ PIT	L	1/0	0	0	0	0.0	0	0	0	0	0	0	0
NOV 4	@ JAX	W	0/0				DNP							
NOV 12	@ BAL	L	0/0				DNP							
NOV 18	@ CIN	W	0/0				INACTIVE							
NOV 25	@ PIT	L	0/0				INACTIVE							
DEC 2	@ CLE	W	0/0				INACTIVE							
DEC 9	@ MIN	L	0/0				INACTIVE							
DEC 16	@ GB	W	0/0				INACTIVE							
TOTALS			5/4	22	5	27	0.0	1	0	0	0	0	1	2

*Placed on INJURED RESERVE LIST DUE TO LEFT FOOT AND LEFT HAND INJURIES ON 12/20/01





85 Na BROWN

Position: Wide Receiver
Height, Weight: 6-0, 196
Born: 2/22/77 in Reidsville, NC
College: North Carolina
High School: Reidsville, Reidsville, NC
NFL Experience: 4th (4th as an Eagle)
Acquired by Eagles: D4c-99 (130th selection overall)
Originally joined NFL: Same as above

A fourth round draft choice of the Eagles in 1999, Brown is the longest tenured receiver on the squad. He has appeared in 42 regular season contests (9 starts) and 5 postseason matchups and has caught 34 passes for 363 yds. and two touchdowns.

CAREER HIGHLIGHTS:

- Registered a 5-yd. TD catch from Donovan McNabb with 12 seconds remaining in the 1st half to put the Eagles ahead 14-3 in the NFC Wild Card game victory vs. TB (12/31/00)
- Posted a career high 4 receipts. at Arz. (12/5/99) and his first career TD - a 25 ydr. from Doug Pederson - at Dal. (12/12/99)

PERSONAL:

- He and his wife, Erika, welcomed their first child Na Jr. (3/29/02) in the offseason. He and his family live in Waxhaw, NC, in the offseason
- Na is derived from Nathan (father's full first name)

- Was a three-time all-league choice and a two-time conference player of the year at Reidsville (NC) HS. Hauled in 32 TDs in his career and finished 2nd in state history in receptions (195) and 3rd in receiving yardage (3,360). Was a 4-time all-conference short-stop (league MVP in 1993) and a three-year starter in basketball. Helped his hoops team win the state 3A championship with a 30-0 record in his junior year
- Was named the state's male athlete of the year by the North Carolina High School Athletic Association as a senior in 1994
- In 1999, the mayor of Reidsville, NC, proclaimed June 22 as "Na Brown Day" in Reidsville
- A fan of remote control cars, he owns three race cars and five trucks
- Has a tattoo of four Chinese letters down his right arm, translated they mean "Fame and Fortune." He and his wife have matching tattoos, chinese lettering that translate into "Heart and Soul." Na's is located on his left arm and Erika's is on her left shoulder
- Majored in African-American studies
- Full name: Na Orlando Brown

COLLEGE:

Set the North Carolina career record for catches with 165 and became the first UNC player to log multiple 50-catch seasons. Grabbed a school-record 55 in each of his final two campaigns. Finished his career ranked 3rd in both rec. yds. (2,086) and TD catches (14). As a senior, earned honorable mention All-ACC acclaim after leading the club in receiving yds. (897) and TDs (6).

INJURY HISTORY:

Missed the first two games of 2000 with a broken hand suffered in the 3rd preseason game vs. Ten. (8/18).

NA BROWN'S CAREER STATISTICS							
Year	Team	GP/GS	Rec.	Yards	Avg.	LG	TD
1999	PHIL.	12/5	18	188	10.4	27	1
2000	PHIL.	14/2	9	80	8.9	18	1
2001	PHIL.	16/2	7	95	13.6	18	0
TOTALS		42/9	34	363	10.7	27	2
PLAYOFFS							
2000	PHIL.	2/0	2	9	4.5	5T	1
2001	PHIL.	3/0	0	0	0.0	0	0
TOTALS		5/0	2	9	4.5	5T	1
ADDITIONAL CAREER STATISTICS							
PUNT RETURNS: 1999 (0-1FC-0), 2001 (5-0FC-30), TOTAL (5-1FC-30)							
CAREER HIGHS: RECEIVING - Recepts. 4 at Arz. 12/5/99, Yds. 60 vs. NE 12/19/99, Long 27 yds. from Koy Detmer vs. NE 12/19/00, TDs 1 (3 times) last at Wash. 11/26/00							



MEDIA GUIDE

BROWN GAME-BY-GAME


1999 PHILADELPHIA EAGLES									
DATE	OPP.	W/L	P/S	Rec	Yds	Avg	LG	TD	
Sep 12	ARZ	L	0/0			INACTIVE			
Sep 19	TB	L	1/0	0	0	0.0	0	0	
Sep 26	BUF	L	0/0			INACTIVE			
Oct 3	NYG	L	0/0			INACTIVE			
Oct 10	DAL	W	0/0			INACTIVE			
Oct 17	CHI	W	1/0	1	12	12.0	12	0	
Oct 24	MIA	L	1/0	0	0	0.0	0	0	
Oct 31	NYG	L	1/0	0	0	0.0	0	0	
Nov 7	CAR	W	1/0	0	0	0.0	0	0	
Nov 14	WAS	W	1/0	0	0	0.0	0	0	
Nov 21	IND	W	1/0	2	9	4.5	5	0	
Nov 28	WAS	L	1/1	2	15	7.5	8	0	
Dec 5	ARZ	L	1/1	4	29	7.3	18	0	
Dec 12	DAL	L	1/1	3	37	12.3	25†	1	
Dec 19	NE	W	1/1	3	60	20.0	27	0	
JAN 2	STL	W	1/1	3	26	8.7	13	0	
TOTALS			12/5	18	188	10.4	27	1	

2000									
DATE	OPP.	W/L	P/S	Rec	Yds	Avg	LG	TD	
Sep 3	DAL	W	0/0			INACTIVE/HAND			
Sep 10	NYG	L	0/0			INACTIVE/HAND			
Sep 17	GB	L	1/0	0	0	0.0	0	0	
Sep 24	NO	W	1/0	1	8	8.0	8	0	
Oct 1	ATL	W	1/0	1	4	4.0	4	1	
Oct 8	WAS	L	1/0	1	8	8.0	8†	1	
Oct 15	ARZ	W	1/0	0	0	0.0	0	0	
Oct 22	CHI	W	1/0	0	0	0.0	0	0	
Oct 29	NYG	L	1/1	1	13	13.0	13	0	
Nov 5	DAL	W	1/0	0	0	0.0	0	0	
Nov 12	PIT	W	1/0	0	0	0.0	0	0	
Nov 19	ARZ	W	1/0	1	18	18.0	18	0	

2001									
DATE	OPP.	W/L	P/S	Rec	Yds	Avg	LG	TD	
Sep 9	STL	L	1/0	2	36	18.0	18	0	
Sep 23	SEA	W	1/0	1	12	12.0	12	0	
Sep 30	DAL	W	1/1	0	0	0.0	0	0	
Oct 7	L	L	1/0	2	18	9.0	18	0	
Oct 22	NYG	W	1/0	0	0	0.0	0	0	
Oct 28	OAK	L	1/0	2	29	14.5	18	0	
Nov 4	ARZ	W	1/0	0	0	0.0	0	0	
Nov 11	JIN	W	1/0	0	0	0.0	0	0	
Nov 18	DAL	W	1/0	0	0	0.0	0	0	
Nov 25	WAS	L	1/0	0	0	0.0	0	0	
Nov 29	KC	W	1/0	0	0	0.0	0	0	
Dec 9	SD	W	1/0	0	0	0.0	0	0	
Dec 16	WAS	L	1/0	0	0	0.0	0	0	
Dec 22	SF	W	1/0	0	0	0.0	0	0	
Dec 30	NYG	W	1/0	0	0	0.0	0	0	
JAN 6	TB	W	1/1	0	0	0.0	0	0	
TOTALS			16/2	7	95	13.6	18	0	

PLAYOFFS									
DATE	OPP.	W/L	P/S	Rec	Yds	Avg	LG	TD	
Dec 31	TB	W	1/0	1	5	5.0	5†	1	
JAN 7	NYG	L	1/0	1	4	4.0	4	0	
TOTALS			2/0	2	9	4.5	5†	1	

2001 PLAYOFFS									
DATE	OPP.	W/L	P/S	Rec	Yds	Avg	LG	TD	
JAN 12	TB	W	1/0	0	0	0.0	0	0	
JAN 19	CHI	W	1/0	0	0	0.0	0	0	
JAN 27	STL	L	1/0	0	0	0.0	0	0	
TOTALS			3/0	0	0	0.0	0	0	



Position: Guard
Height, Weight: 6-4, 305
Born: 3/11/76 in Livonia, MI
College: Boston College
High School: Catholic Central, Redford, MI
NFL Experience: 4th (4th as an Eagle)
Acquired by Eagles: D3-99 (64th selection overall)
Originally joined NFL: Same as above

Brzezinski has not missed a game in his NFL career appearing in 48 straight regular season contests and all five of the Eagles playoff matchups since Philadelphia selected him in the 3rd round of the 1999 draft. After a tremendous rookie season in which he garnered various NFL all-rookie team honors as a left guard for the Eagles, Brzezinski has become a key reserve along the offensive line with the emergence of John Welbourn at the LG spot.

BIRDSEED:

- Is an investor in CoreRide.com, an online company that specializes in the sales of extreme sports apparel and equipment. Former Eagle Steve Everitt is also an investor
- There really wasn't much doubt about which NFL team he was going to play for. After a stellar career with the Boston College Eagles, he went on to be a 3rd round draft choice of the Philadelphia Eagles. But that's not it. Remarkably, his grammar school team was the St. Edith Eagles in Livonia, MI
- The "Doug Brzezinski Show" can be heard on WCHE 1520 AM on Tuesdays at 11:00 a.m. The show is taped Monday nights, 8:00-9:00 p.m. at Ava Faye's Blues Bar & Cafe located at 2410 Haverford Road in Ardmore, PA
- For his 21st birthday was give a plot of land on Mars by his parents, Greg and Chris. They bought him several acres off the internet
- Lists Miyamoto Musashi, Japan's most famous samurai, as the person from history he'd most like



to meet. He said, "[Musashi] was the best at what he did and he developed his own style."

- Claims his first day of conditioning as a high school freshman is his most memorable football moment
- Named to the Big East Conference's All-Decade Team in 2000

CAREER HIGHLIGHTS:

- Earned NFL All-Rookie team honors from *Football Digest* and *Pro Football Weekly* after starting all 16 games at LG in 1999
- Had been the only Eagle in 1999 to take every snap of the season until suffering a stinger in the 4th qtr. vs. NE (12/19). He went on to miss just two series in that game

PERSONAL:

- Single and spends time in Philadelphia and Livonia, MI, during the offseason
- Earned numerous All-America and all-city accolades at Catholic Central HS in Redford, MI. Led his 1992 CCHS team to a 13-0 record, the Class AA state title and a 9th-place national ranking by *USA Today*
- Was an all-conference shot putter and won a Detroit area power lifting competition as a junior
- His coach, Thomas Mach of Detroit Catholic HS in Redford, MI, was one of six finalists for the 2000 NFL High School Coach of the Year
- Visited My Brother's House in Philadelphia, a homeless shelter run by Bethesda Project to help serve lunch to a group of men
- Participated in the 2001 "NFL 101" seminar to help teach the X's and O's of football to women from around the area
- Attended 2001 Hometown Huddle with the United Way at the NovaCare Complex. 100 children from Children's Services, Inc. spent the day participating in conflict resolution games
- List of favorites: Cookie Monster (boyhood idol), Simpsons (TV show), www.apartments.com (web site), English (subject in school), Dyngus Day, a Polish holiday celebrated on the Monday after Easter (holiday), Meg Ryan (actress), Christopher Walken (actor), "It's all ball bearings" from the movie Fletch (quote), and *The Twits* (book)
- Upon his arrival in Philadelphia as a draft choice in '99, was asked what he knew of the city and responded, "I don't know that much [but] I know it's got a cool museum with body parts (The Mutter Museum), it's famous for cheesteaks and it gets real humid in the summer"

- Is one of two sons (brother, Nicholas who currently is a tight end at Duke) of Christine and Gregory Brzezinski
- Earned his degree in sociology
- Full name: Douglas Gregory Brzezinski

COLLEGE:

After redshirting his first campaign at Boston College, grabbed the starting left guard spot in 1995 and went on to twice earn 1st team All-Big East Conference honors. As a senior, earned 1st team All-America acclaim from The Sports Network and All-New England honors from the New England Football Writers Association. Served as the Eagles' co-captain that year and helped BC pile up 4,527 total yards of offense, the sixth-best figure in school history. In 1994, was 1 of 3 true freshmen to make the team but saw no game action and subsequently had the season categorized as a redshirt year.

BRZEZINSKI'S CAREER GAMES PLAYED/STARTED:
 (Eagles 1999-2001); 1999 (16/16), 2000 (16/0), 2001 (16/1); **TOTAL: (48/17)**
PLAYOFF GAMES PLAYED/STARTED: 2000 (2/0), 2001 (3/0); **TOTAL: (5/0).**


BRZEZINSKI'S ARTWORK

A huge fan of tattoos, Brzezinski has them covering a large portion of his upper body. He trusts only his favorite tattoo artist, Mike Leboff of R.C.'s Tattoos in Folsom, PA, to keep things in order. R.C.'s has taken care of some of Doug's teammates as well. Here is a breakdown of Doug's artwork:

- His entire left arm is covered by a design containing two Koi fish
- His right shoulder has two men in a boat
- A fighting dragon is crawling from his arm onto the left side of his chest
- On the back of his right shoulder is a portrait of Raiden, the Japanese god of thunder
- He has a silhouette of Jesus, with the sacred heart in the middle of the tattoo, on his left shoulder and arm. Fighting angels and devils surround the silhouette

To find out more about R.C.'s log on to www.tattoosbyrc.com.





28 CORRELL
BUCKHALTER

Position: Running Back
Height, Weight: 6-0, 222
Born: 10/6/78 in Collins, MS
College: Nebraska
High School: Collins, Collins, MS
NFL Experience: 2nd (2nd as an Eagle)
Acquired by Eagles: D4-01 (121st selection overall)
Originally joined NFL: Same as above

After an impressive rookie year in which he broke the club's single season rushing yardage record, Correll Buckhalter was poised to accomplish much more with an increased work load in 2002. But those aspirations came to a halt on the first day of mini-camp on April 26th when Buckhalter tore the anterior cruciate ligament of his left knee in a non-contact drill. A strong back with a great burst, Buckhalter was the club's 4th round draft choice out of the run-oriented offense of Nebraska in 2001 and was in the early stages of learning the nuances of the West Coast offense until a shoulder injury to veteran RB Duce Staley landed him in a starting role early in the season. Buckhalter took the job and ran, literally. Rushing for 134 yards in his first NFL start, he ended up with 586 yards on the year, surpassing Keith Byars team rookie mark of 577 set in 1986.

BIRDSEED:

- In the final game of his career at Collins (MS) HS,

Buckhalter amazingly carried the ball on every single offensive play in the first half. Head coach Royce Foster allowed Buckhalter to showcase his skills for interested college recruiters. He finished the day with 47 carries, a then state record, for 387 yards and 6 TDs

- Was primarily a backup for most of his Nebraska career, including his senior season behind Dan Alexander. But he was actually drafted ahead of Alexander in 2001 (Alexander was chosen in the 6th round with the 192nd pick by Tennessee). Alexander did not register a carry in 2001
- Had a different dance for every TD he scored in 2001. After his TD vs. TB (1/12/02) in the NFC Wild Card game, he did the "Bad Legs" dance. He borrowed that dance from a neighbor back home in Mississippi. "We've got some old cats down there that dance like that," said Buckhalter. "I got that one from a guy named Charles Page"

CAREER HIGHLIGHTS:

- With 586 yards on just 129 carries in 2001, broke the Eagles rookie rushing record set by Keith Byars (177-577) in 1986
- Also broke the club's single-game rookie mark with 134 yards on 21 carries (6.4 avg.) in his first NFL start vs. Arz. (10/7/01). Steve Van Buren (129 yards on 11/5/44) previously held that mark. Became the first Eagles rookie to rush for 100 yards in first start since Charlie Garner (16-129-2TDs) on 10/2/94 at SF
- After Duce Staley (shoulder) was injured in game 2, stepped in as the #1 RB a week later vs. Dal. (9/30/01) and ran for 99 yards and his first career TD
- In 2001, ranked 3rd in the NFC/6th in the NFL in rushing yards among all rookies. Also ranked 2nd among NFL rookies (min. 100 carries) in yards per carry (4.5) behind Colts RB Dominic Rhodes (4.7)
- Ran for 50 yards on 6 carries, including a 31-yd. scamper that set up the Eagles first TD in the NFC Championship Game at StL. before leaving late in the 1st half with an ankle injury

PERSONAL:

- Single and resides in Mount Olive, MS, in the off-season
- An all-state selection at Collins (MS) HS, he rushed for 1,302 yards as a junior and gained 1,722 yards with 12 touchdowns on 235 carries (7.3 avg.) as a senior
- His brother, Chris, was a member of the Eagles practice squad in 1996



- Dressed as a Native American on Halloween in 2001 and visited the Children's Hospital of Philadelphia with his teammates
- Majored in sociology
- Full name: Correll Buckhalter

COLLEGE:

Finished his career at Nebraska ranked 8th in school history with 2,522 rushing yards. Played in 46 games (9 starts) and gained 2,522 yards with 27 touchdowns on 413 carries (6.1 avg.). Topped the 100-yard barrier on 11 occasions. As a senior, earned All-Big Twelve Conference honorable mention accolades after posting 106-750-7TDs rushing (7.1 avg.) and 5-85-1TD receiving totals.

INJURY HISTORY:

Suffered a torn ACL in his left knee on 4/26/02 during 2002 minicamp. Underwent surgery on 5/22/02 by team orthopedists, Dr. Arthur Bartolozzi and Dr. Peter DeLuca. Suffered an ankle injury in first half of the NFC Championship game at StL (1/27/02) and did not return.

BUCKHALTER GAME-BY-GAME

2001 PHILADELPHIA EAGLES				RUSHING				RECEIVING						
DATE	OPP.	W/L	P/S	No	Yd	Av	LG	TD	No	Yd	Av	LG	TD	TYS
SEP 9	STL	L	1/0	0	0	0.0	0	0	0	0.0	0	0	0	0
SEP 23	@ SEA	W	1/0	18	52	2.9	9	0	4	50	12.5	26	0	102
SEP 30	DAL	W	1/0	20	99	5.0	48	1	1	9	9.0	9	0	108
OCT 7	@ ARZ	L	1/1	21	134	6.4	37	0	0	0	0.0	0	0	134
OCT 22	@ NYG	W	1/1	11	34	3.1	9	0	0	0	0.0	0	0	34
OCT 28	OAK	L	1/1	4	29	4.1	12	0	0	0	0.0	0	0	29
NOV 4	@ ARZ	W	1/1	4	14	3.5	9	0	1	-1	-1.0	-1	0	13
NOV 11	MIN	W	1/0	11	66	6.0	16	1	0	0	0.0	0	0	66
NOV 18	DAL	W	0/0	INACTIVE/SUSPENDED										
NOV 25	WASH	L	1/0	4	5	1.3	3	0	1	4	4.0	4	0	9
NOV 29	@ KC	W	1/0	2	6	3.0	7	0	0	0	0.0	0	0	6
DEC 9	SD	W	1/0	1	4	4.0	4	0	0	0	0.0	0	0	4
DEC 16	@ WASH	W	1/1	1	2	2.0	2	0	1	18	18.0	18	0	20
DEC 22	@ SF	L	1/0	2	13	6.5	11	0	0	0	0.0	0	0	13
DEC 30	NYG	W	1/0	7	39	5.6	23	0	0	0	0.0	0	0	39
JAN 6	@ TB	W	1/1	20	89	4.5	18	0	5	50	10.0	16	0	139
TOTALS			15/6	129	586	4.5	48	2	13	130	10.0	26	0	716
PLAYOFFS														
JAN 12	TB	W	1/0	9	55	6.1	25T	1	2	13	6.5	8	0	68
JAN 19	@ CHI	W	1/0	3	5	1.7	2	0	2	13	6.5	9	0	18
JAN 27	@ STL	L	1/0	6	50	8.3	31	0	0	0	0.0	0	0	50
TOTALS			3/0	18	110	6.1	31	1	4	26	6.5	9	0	136

CORRELL BUCKHALTER'S CAREER STATISTICS

YEAR	TEAM	GP/GS	RUSHING				RECEIVING				KICKOFF RETURNS						
			No.	Yds.	Avg.	LG	TD	No.	Yds.	Avg.	LG	TD	No.	Yds.	Avg.	LG	TD
2001	PHIL.	15/6	129	586	4.5	48	2	13	130	10.0	26	0	1	28	28.0	28	0

PLAYOFFS

2001	PHIL.	3/0	18	110	6.1	31	1	4	26	6.5	9	0	0	0	0.0	0	0
------	-------	-----	----	-----	-----	----	---	---	----	-----	---	---	---	---	-----	---	---

ADDITIONAL CAREER STATISTICS


SPECIAL TEAMS TACKLES: 2001 (11)

CAREER HIGHS: RUSHING - Att. 21 vs. Arz. 10/7/01, Yards 134 vs. Arz. 10/7/01, Long 48 vs. Dal. 9/30/01, TDs 1 (3 times) last vs. TB 1/12/02 (NFC Wild Card Game), vs. Min. 11/11/01 (regular season)

RECEIVING - Recpts. 5 at TB 1/6/02, Yards 50 (twice) last at TB 1/6/02, Long 26 at Sea. 9/23/01

MILESTONES: First start: vs. Arz. 10/7/02, First TD: rushing vs. Dal. 9/30/01, First 100-yd. game: vs. Arz. 10/7/01.





Position: Defensive End
Height, Weight: 6-2, 266
Born: 8/12/78 in Lake City, SC
College: Mississippi
High School: Roosevelt, Greenbelt, MD
NFL Experience: 2nd (2nd as an Eagle)
Acquired by Eagles: D3-01 (63th selection overall)
Originally joined NFL: Same as above

"I don't say too much, don't do a lot of talking," said Burgess during his rookie season. "[My teammates] probably think I'm mean. That's just my nature. I'd rather walk than talk." The Eagles third round draft pick from Ole Miss did just that. He quietly went about his business and finished the 2001 season with the second-highest rookie sack total in team history and the 5th highest total among all NFL rookies. Even more special about his accomplishments was the fact that he was able to achieve them in primarily a backup role, starting just four games. Burgess was initially drafted by the Eagles in hopes that he would contribute as a speed rusher and compliment an already quick defensive front. Burgess

later displayed a knack for stopping the run as well, and in turn, earned a more expanded role.

BIRDSEED:

- In his first year as an Eagle, Burgess was not subject to the normal "rookie duties" such as bringing his defensive linemates bottled water for meetings, fresh towels in the locker room and fried chicken on the team charter. "He's an angry, little pup," said Pro Bowl DE Hugh Douglas. "I mess with him, but I don't push his buttons. You know those little puppies, you play with them but all they want to do is bite? That's him."
- His mother, Priscilla, took a job at a Wendy's chain in Greenbelt, MD, over 20 years ago in order to move her son to a much safer school than the one he attended in Washington, DC. Since that time she has become the manager of the company's training center in Greenbelt. Burgess admires how hard his mother has worked, "She would go to work at 5:00 am and not get home until 7:00 pm. If she can do that much for me, I figure there's a lot more I can do for her."

CAREER HIGHLIGHTS:

- As a rookie in 2001, ranked 2nd in the NFC and fifth in the NFL in sacks among all rookie defenders with 6
- His 6 sacks were the 2nd most by a rookie in team history (Corey Simon had 9.5 in 2000)
- Set a career high in sacks with 2 vs. SD's Doug Flutie (12/9/01)
- Logged his first career postseason sack in the NFC Championship game at StL. (1/27/02) when he dropped Kurt Warner for a 2-yd. loss on the final play of the first half

PERSONAL:

- Single and resides in Riverdale, MD, in the offseason

DERRICK BURGESS' CAREER STATISTICS

YEAR	TEAM	GP/GS	TACKLES			QUARTERBACK			KD	FF	FR
			SOLO	AST	TOT	SACKS	HUR				
2001	PHIL.	16/4	30	21	51	6.0	11	0	0	1	
PLAYOFFS											
2001	PHIL.	3/0	4	0	4	1.0	0	1	1	0	
ADDITIONAL CAREER STATISTICS											
SPECIAL TEAMS TACKLES - 2001 (1)											
CAREER HIGHS: TACKLES - Total 11 vs. Wash. 11/25/01, Solo 6 (twice) last at TB 1/6/02, SACKS - 2 vs. SD 12/9/01											
MILESTONES: First start: vs. Dal. 9/30/01, First sack: at Sea. 9/23/01 (QB Matt Hasselbeck).											



- Was an all-state selection as an outside linebacker at Eleanor Roosevelt HS in Greenbelt, MD. Named his team's Most Valuable Player and Defensive Player of Year as a senior after collecting 102 tackles, 4 sacks, recovering one fumble for a touchdown and grabbing an interception. Also selected to participate in the Chesapeake Classic all-star game that year
- Also lettered in basketball averaging 18 points and 11 rebounds over his junior and senior seasons
- Is the son of Willie Cooper and Priscilla Burgess. Has a daughter, Xhiir (1/19/01)
- Majored in business and is on schedule to graduate following the 2002 season
- Full name: Derrick Lee Burgess

COLLEGE:


Finished his career with 166 tackles, 40 stops for losses and 17.5 sacks. Was a third-team All-America selection by *Football News* and first team All-SEC selection as a senior. In his final season, ranked third on the team with a career-high 60 tackles, and led the squad with 9.5 sacks and 18 tackles for a loss.

BURGESS GAME-BY-GAME

2001 PHILADELPHIA EAGLES													
DATE	OPP.	W/L	P/S	S	A	T	SAC	HUR	INT	YDS	LG	FF	FR
SEP 9	STL	L	1/0	0	0	0	0.0	0	0	0	0	0	0
SEP 23	@ SEA	W	1/0	1	0	1	1.0	0	0	0	0	0	0
SEP 30	WASH	W	1/1	1	3	4	0.0	0	0	0	0	0	0
OCT 7	ARZ	L	1/0	0	1	1	0.0	0	0	0	0	0	0
OCT 22	@ NYG	W	1/0	2	3	5	1.0	1	0	0	0	0	0
OCT 28	OAK	L	1/0	2	0	2	0.0	0	0	0	0	0	0
NOV 4	@ ARZ	W	1/0	0	0	0	0.0	1	0	0	0	0	1
NOV 11	MIN	W	1/0	0	0	0	0.0	0	0	0	0	0	0
NOV 18	DAL	W	1/1	3	1	4	1.0	4	0	0	0	0	0
NOV 25	WASH	L	1/1	6	5	11	0.0	0	0	0	0	0	0
NOV 29	@ KC	W	1/1	1	2	3	0.0	3	0	0	0	0	0
DEC 9	SD	W	1/0	3	1	4	2.0	0	0	0	0	0	0
DEC 16	@ WASH	W	1/0	1	1	2	0.0	0	0	0	0	0	0
DEC 22	@ SF	L	1/0	0	2	2	0.0	0	0	0	0	0	0
DEC 30	NYG	W	1/0	4	2	6	0.0	0	0	0	0	0	0
JAN 6	@ TB	W	1/0	6	0	6	1.0	2	0	0	0	0	0
TOTALS			16/4	30	21	51	6.0	11	0	0	0	0	1
PLAYOFFS													
JAN 12	TB	W	1/0	0	0	0	0.0	0	0	0	0	0	0
JAN 19	@ CHI	W	1/0	2	0	2	0.0	0	0	0	0	1	0
JAN 27	@ STL	L	1/0	2	0	2	1.0	0	0	0	0	0	1
TOTALS			3/0	4	0	4	1.0	0	0	0	0	1	1

2001 ROOKIE SACK LEADERS

Player	Drafted (Rnd./ Pick)	Sacks
Kendrell Bell, Steelers-LB	(2nd, 39th)	9.0
Justin Smith, Bengals-DE	(1st, 4th)	8.5
Aaron Schobel, Bills-DE	(2nd, 46th)	6.5
Andre Carter, 49ers-DE	(1st, 7th)	6.5
Derrick Burgess, Eagles-DE	(3rd, 63rd)	6.0



Position: Linebacker
Height, Weight: 6-4, 230
Born: 8/22/78 in Anniston, AL
College: Arkansas
High School: Anniston, Anniston, AL
NFL Experience: 2nd (2nd as an Eagle)
Acquired by Eagles: D2-01 (55th selection overall)
Originally joined NFL: Same as above

much of the season as a special teams contributor. Caver's athleticism and his tremendous blitzing ability, along with one NFL season under his belt, should allow him to push even harder for an increased role on the defense in 2002.

BIRDSEED:

- As a senior at Arkansas taught a class in ballroom dancing as part of his curriculum. He first learned dances such as the Waltz, Jitterbug, Cha Cha and Salsa from his professor and later aided him in teaching classes for six weeks. "I can pretty much teach anybody to dance now," boasted Caver.

A 2nd round choice of the Eagles, Quinton Caver battled Mike Caldwell and Ike Reese for the WILL linebacker spot during training camp of his rookie season. Although Caldwell earned the spot, Caver spent



"Well, as long as they have some rhythm."

- Was nicknamed "Range Rover" by Arkansas defensive coordinator John Thompson, because he was able to cover so much ground, so quickly on the field
- CAREER HIGHLIGHTS:**

- As a rookie, appeared in 11 games primarily on special teams where he tallied 5 tackles
- In the season finale at TB (1/6/02), saw extended time on defense, recording 10 tackles and one hurry

PERSONAL:

- Single and has a daughter, Christana (11/29/98). He resides in Sicklerville, NJ, in the offseason
- Was a first-team all-state selection at outside linebacker and also saw action as a tight end in his senior year at Anniston HS. Recorded 100 tackles with 16 sacks and was selected to play in the Alabama-Mississippi HS All-Star Game. As a junior, his team won the Alabama Class 6A championship.
- Was an all-county selection in basketball and also lettered in track
- List of favorites: macaroni and cheese (food), DMX (singer), Pat's (place for a cheesesteak), Robert DeNiro (actor) and Julia Roberts (actress)
- Majored in kinesiology

- Full name: Quinton Tyrone Caver

COLLEGE:

Started 24 games at Arkansas and closed out his career with 239 tackles, including 30 for a loss. As a senior, finished 2nd on the team with a career-high 91 tackles on his way to earning first team All-SEC honors. Also intercepted one pass which he returned 33 yds. for a TD vs. LSU.


CAVER GAME-BY-GAME

2001 PHILADELPHIA EAGLES														
DATE	OPP.	W/L	P/S	S	A	T	Sac	Hur	INT	Yds	Lg	KD	FF	FR
SEP 9	StL	L	1/0	0	0	0	0.0	0	0	0	0	0	0	0
SEP 23	@ SEA	W	1/0	0	0	0	0.0	0	0	0	0	0	0	0
SEP 30	DAL	W	1/0	1	1	2	0.0	0	0	0	0	0	0	0
OCT 7	Arz	L	1/0	0	0	0	0.0	0	0	0	0	0	0	0
OCT 22	@ NYG	W	1/0	0	0	0	0.0	0	0	0	0	0	0	0
OCT 28	OAK	L	1/0	0	0	0	0.0	0	0	0	0	0	0	0
NOV 4	@ Arz	W	1/0	0	0	0	0.0	0	0	0	0	0	0	0
NOV 11	Min	W	1/0	0	0	0	0.0	0	0	0	0	0	0	0
NOV 18	@ DAL	W	1/0	0	0	0	0.0	0	0	0	0	0	0	0
NOV 25	WASH	L	0/0						INACTIVE					
NOV 29	@ KC	W	1/0	0	0	0	0.0	0	0	0	0	0	0	0
DEC 9	SD	W	0/0						INACTIVE					
DEC 16	@ WASH	W	0/0						INACTIVE					
DEC 22	@ SF	L	0/0						INACTIVE					
DEC 30	NYG	W	0/0						INACTIVE					
JAN 6	@ TB	W	1/0	6	4	10	0.0	1	0	0	0	0	0	0
TOTALS			11/0	7	5	12	0.0	1	0	0	0	0	0	0
PLAYOFFS														
JAN 12	TB	W	1/0	1	1	0	0.0	0	0	0	0	0	0	0
JAN 19	@ Chi	W	1/0	0	0	0	0.0	0	0	0	0	0	0	0
JAN 27	@ StL	L	1/0	0	0	0	0.0	0	0	0	0	0	0	0
TOTALS			3/0	1	1	0	0.0	0	0	0	0	0	0	0

QUINTON CAVER'S CAREER STATISTICS

YEAR	TEAM	GP/GS	TACKLES			QUARTERBACK		PASSES DEFENDED								
			SOLO	AST	TOT	SACKS	HUR	INT	Yds	LG	KD	FF	FR	STT		
2001	PHIL.	11/0	7	5	12	0.0	1	0	0	0	0	0	0	0	0	5
PLAYOFFS																
2001	PHIL.	3/0	1	0	1	0.0	0	0	0	0	0	0	0	0	0	0
CAREER HIGHS: TACKLES - Total 10 at TB 1/6/02, Solo 6 at TB 1/6/02.																





Position: Safety

Height, Weight: 5-11, 205

Born: 4/18/77 in San Diego, CA

College: USC

High School: Morse, San Diego, CA

NFL Experience: 4th (4th as an Eagle)

Acquired by Eagles: Waivers (Chi) 1999

Originally joined NFL: D6-99 by Chicago (184th overall)

A tough and speedy defensive back, Rashard Cook has been one of the most dependable special teams players on the Eagles since joining the club in 1999. Although he has seen limited action on defense, Cook has also proven to be productive in those situations by recording a number of big plays. In fact, Cook became the first defensive back in team history to record a sack and an interception in one playoff game. A 6th round draft choice of Chicago in 1999, he was claimed off waivers from the Bears on 9/6/99.

BIRDSEED:

- Was an avid trading card collector growing up. Not only did he have a passion for football cards but he also collected baseball cards and claims to still have over 150 Nolan Ryan cards. The most valuable of his football collection is the Barry Sanders ProSet rookie and the most valuable of his baseball stock is a Mark McGwire Topps rookie.

CAREER HIGHLIGHTS:

- Against the team that originally drafted him, sacked QB Jim Miller on the Bears 2nd offensive play and later intercepted QB Shane Matthews in the NFC Divisional Playoff win at Soldier Field (1/19/02). The turnover resulted in a Donovan McNabb TD that sealed the 33-19 victory
- Led the team in special teams production points with 245 and was 2nd on the team with 25 special teams tackles in 2001
- Sacked Daunte Culpepper vs. Min. (11/11/01) and INT'd Buc's QB Shaun King at TB (1/6/02)
- In his first significant NFL action on defense, came up with his first career sack, which forced a fumble, along with his first career interception vs. StL QB Joe Germaine (1/2/00)

PERSONAL:

- Rashard and his wife, Joy, reside in Chula Vista, CA, in the offseason
- Earned All-America honors as a senior safety and quarterback at Morse HS in San Diego, CA. Was named San Diego's National Football Foundation College Hall of Fame scholar-athlete of the year in 1994.
- Also lettered in track and basketball. Posted a 24-foot long jump in high school
- Is a high-scoring member of the Eagles offseason basketball team
- Attended the "Loews' Day at the Movies" in January 2002, where 300 foster children from Camden's Division of Youth and Family Services were treated to an afternoon of fun
- Lists Isiah Thomas as his childhood idol and the Los Angeles Lakers as his favorite non-football team. His other favorites include: Mighty Mouse (super hero), ElimiDate (TV show), Denzell Washington (actor) and Tom and Jerry (cartoon)
- Was drafted by Chicago on his 22nd birthday
- Earned a degree in sociological studies in just 3 and a half years at Southern Cal
- Full name: Rashard Jermaine Cook

COLLEGE:

A three-year starter for USC, earned first-team All-Pac 10 Conference honors as a senior. Started at both free safety and strong safety during his collegiate career, finishing with 218 tackles, 5 interceptions, 13 tackles-for-loss, 4 forced fumbles and 4 sacks. Earned All-Pac 10 honorable mention as a junior.



M E D I A G U I D E

INJURY HISTORY:

Suffered a concussion on the opening kickoff vs. Chi. (10/22/00), and missed the next two games.

RASHARD COOK'S CAREER STATISTICS

YEAR	TEAM	GP/GS	TACKLES			QUARTERBACK		PASSES DEFENDED			FF	FR	STT	
			SOLO	AST	TOT	SACKS	HUR	INT	Yds	LG				KD
1999	PHIL.	13/0	5	1	6	1.0	0	1	29	29	0	1	0	16
2000	PHIL.	14/0	1	2	3	0.0	0	0	0	0	0	0	0	11
2001	PHIL.	16/3	7	5	12	1.0	1	1	11	11	0	1	0	25
TOTALS		43/3	13	8	21	2.0	1	2	40	29	0	2	0	52

PLAYOFFS

2000	PHIL.	2/0	0	0	0	0.0	0	0	0	0	0	0	0	1
2001	PHIL.	3/0	7	0	7	1.0	0	1	15	15	0	0	0	2
TOTALS		5/0	7	0	7	1.0	0	1	15	15	0	0	0	3

ADDITIONAL CAREER STATISTICS

PUNT RETURNS: 2000 (0-0-11)

CAREER HIGHS: TACKLES - Total 6 at TB 1/6/02; Solo 4 vs. StL 1/2/00; INTs - 1 (three) last at Chi. 1/19/02 (NFC Divisional Playoff), at TB 1/6/02 (regular season); SACKS - 1 (three) last last at Chi. 1/19/02 (NFC Divisional Playoff), vs. Min. 11/11/01 (regular season)

MILESTONES: First start: at Arz. 11/4/01, First sack: vs. STL 1/2/00 (QB Joe Germaine), First INT: vs. STL 1/2/00 (QB Joe Germaine).

RASHARD COOK'S GAME-BY-GAME STATISTICS

1999 PHILADELPHIA EAGLES

DATE	OPP.	W/L	P/S	S	A	T	Sac	Hur	Int	Yds	Lg	KD	FF	FR	
SEP 12	ARZ	L	0/0				INACTIVE								
SEP 19	TB	L	1/0	0	0	0	0	0	0	0	0	0	0	0	
SEP 26	BUF	L	1/0	0	0	0	0	0	0	0	0	0	0	0	
OCT 3	NYG	L	0/0				INACTIVE								
OCT 10	DAL	W	0/0				INACTIVE								
OCT 17	CHI	W	1/0	0	0	0	0	0	0	0	0	0	0	0	
OCT 24	MIA	L	1/0	0	0	0	0	0	0	0	0	0	0	0	
OCT 31	NYG	L	1/0	0	0	0	0	0	0	0	0	0	0	0	
NOV 7	CAR	L	1/0	0	0	0	0	0	0	0	0	0	0	0	
NOV 14	WASH	W	1/0	1	1	2	0	0	0	0	0	0	0	0	
NOV 21	IND	L	1/0	0	0	0	0	0	0	0	0	0	0	0	
NOV 28	WASH	L	1/0	0	0	0	0	0	0	0	0	0	0	0	
DEC 5	ARZ	L	1/0	0	0	0	0	0	0	0	0	0	0	0	
DEC 12	DAL	L	1/0	0	0	0	0	0	0	0	0	0	0	0	
DEC 19	NE	W	1/0	0	0	0	0	0	0	0	0	0	0	0	
JAN 2	STL	W	1/0	4	0	4	1.0	0	1	29	29	0	1	0	
TOTALS			13/0	5	1	6	1.0	0	1	29	29	0	1	0	

2000

DATE	OPP.	W/L	P/S	S	A	T	Sac	Hur	Int	Yds	Lg	KD	FF	FR	
SEP 3	DAL	W	1/0	0	1	1	0.0	0	0	0	0	0	0	0	
SEP 10	NYG	L	1/0	1	1	2	0	0	0	0	0	0	0	0	
SEP 17	GB	L	1/0	0	0	0	0	0	0	0	0	0	0	0	
SEP 24	NO	W	1/0	0	0	0	0	0	0	0	0	0	0	0	
OCT 1	ATL	W	1/0	0	0	0	0	0	0	0	0	0	0	0	
OCT 8	WASH	L	1/0	0	0	0	0	0	0	0	0	0	0	0	
OCT 15	ARZ	W	1/0	0	0	0	0	0	0	0	0	0	0	0	
OCT 22	CHI	W	1/0	0	0	0	0	0	0	0	0	0	0	0	
OCT 29	NYG	L	0/0				INACTIVE/CONCUSSION								
NOV 5	DAL	W	0/0				INACTIVE/CONCUSSION								
NOV 12	PIT	W	1/0	0	0	0	0	0	0	0	0	0	0	0	
NOV 19	ARZ	W	1/0	0	0	0	0	0	0	0	0	0	0	0	
NOV 26	WASH	W	1/0	0	0	0	0	0	0	0	0	0	0	0	
DEC 3	TEN	L	1/0	0	0	0	0	0	0	0	0	0	0	0	
DEC 10	CLEV	W	1/0	0	0	0	0	0	0	0	0	0	0	0	
DEC 24	CIN	W	1/0	0	0	0	0	0	0	0	0	0	0	0	
TOTALS			14/0	1	2	3	0	0	0	0	0	0	0	0	

PLAYOFFS

DEC 31	TB	W	1/0	0	0	0	0	0	0	0	0	0	0	0
JAN 7	NYG	L	1/0	0	0	0	0	0	0	0	0	0	0	0
TOTALS			2/0	0	0	0	0	0	0	0	0	0	0	0


2001

DATE	OPP.	W/L	P/S	S	A	T	Sac	Hur	Int	Yds	Lg	KD	FF	FR
SEP 9	STL	L	1/0	2	0	2	0.0	0	0	0	0	0	0	0
SEP 23	SEA	W	1/0	0	0	0	0	0	0	0	0	0	0	0
SEP 30	DAL	W	1/0	0	0	0	0	0	0	0	0	0	0	0
OCT 7	ARZ	W	1/0	0	0	0	0	0	0	0	0	0	0	0
OCT 22	NYG	L	1/0	0	0	0	0	0	0	0	0	0	0	0
OCT 28	OAK	L	1/0	1	0	1	0.0	0	0	0	0	0	0	0
NOV 4	ARZ	W	1/1	0	0	0	0	0	0	0	0	0	0	0
NOV 11	MIN	W	1/0	1	1	2	1.0	0	0	0	0	0	0	0
NOV 18	DAL	W	1/0	1	0	1	0.0	0	0	0	0	0	0	1
NOV 25	WASH	L	1/0	0	0	0	0	0	0	0	0	0	0	0
NOV 29	KC	W	1/1	0	0	0	0	0	0	0	0	0	0	0
DEC 9	SD	W	1/0	0	0	0	0	0	0	0	0	0	0	0
DEC 16	WASH	W	1/0	0	0	0	0	0	0	0	0	0	0	0
DEC 22	SF	L	1/0	0	0	0	0	0	0	0	0	0	0	0
DEC 30	NYG	W	1/1	2	4	6	0.0	1	1	11	11	0	1	0
JAN 6	TB	W	1/1	2	4	6	0.0	1	1	11	11	0	1	0
TOTALS			16/3	7	5	12	1.0	1	1	11	11	0	1	0

PLAYOFFS

JAN 12	TB	W	1/0	2	0	2	0.0	0	0	0	0	0	0	0
JAN 19	CHI	W	1/0	2	0	2	1.0	0	1	15	15	0	0	0
JAN 27	STL	L	1/0	3	0	3	0.0	0	0	0	0	0	0	0
TOTALS			3/0	7	0	7	1.0	0	1	15	15	0	0	0





Position: Cornerback
Height, Weight: 6-0, 177
Born: 2/26/79 in San Diego, CA
College: Clemson
High School: Raines, Jacksonville, FL
NFL Experience: 2nd (2nd as an Eagle)
Acquired by Eagles: Signed as a rookie free agent in 2001
Originally joined NFL: Same as above

Darrel Crutchfield was one of three rookie free agents to make the Eagles opening day roster in 2001, but was the only one that remained on the active roster by season's end.

BIRDSEED:

- Is a graduate of Raines HS in Jacksonville, FL, the same school attended by Eagles FS Brian Dawkins, CB Lito Sheppard and former WR Harold Carmichael, now the team's director of player relations

CAREER HIGHLIGHTS:

- Appeared in the final four games of the 2001 regular season and recorded 3 tackles in the season finale at TB (1/6/02)

PERSONAL:

- Single and resides in Jacksonville, FL, in the off-season
- Was a member of *SuperPrep's* All-America, All-Dixie, and All-Florida teams as a senior at Raines HS in Jacksonville. Was also a 4A all-state and all-conference selection
- Majored in human resource development
- Full name: Darrel Crutchfield

COLLEGE:


Left Clemson having totaled 92 tackles and 14 pass knockdowns in his four-year career. As a senior, led the team in passes defended with 9 and totaled 53 tackles, including four tackles in the Gator Bowl vs. Virginia Tech. Had the best game of his senior season in a win over Virginia with 7 tackles and a career-high 4 pass knockdowns.

CRUTCHFIELD GAME-BY-GAME

2001 PHILADELPHIA EAGLES															
DATE	OPP.	W/L	P/S	S	A	T	SAC	HUR	INT	Yds	Lg	KD	FF	FR	
SEP 9	STL	L	0/0						INACTIVE						
SEP 23	@ SEA	W	0/0						INACTIVE						
SEP 30	DAL	W	0/0						INACTIVE						
OCT 7	ARZ	L	0/0						INACTIVE						
OCT 22	@ NYG	W	0/0						INACTIVE						
OCT 28	OAK	L	0/0						INACTIVE						
NOV 4	@ ARZ	W	0/0						INACTIVE						
NOV 11	MIN	W	0/0						INACTIVE						
NOV 18	DAL	W	0/0						INACTIVE/SUSPENDED						
NOV 25	WASH	L	0/0						INACTIVE						
NOV 29	@ KC	W	0/0						INACTIVE						
DEC 9	SD	W	0/0						INACTIVE						
DEC 16	@ WASH	W	1/0	0	0	0	0.0	0	0	0	0	0	0	0	
DEC 22	@ SF	L	1/0	0	0	0	0.0	0	0	0	0	0	0	0	
DEC 30	NYG	W	1/0	0	0	0	0.0	0	0	0	0	0	0	0	
JAN 6	@ TB	W	1/0	1	2	3	0.0	0	0	0	0	0	0	0	
TOTALS				4/0	1	2	3	0.0	0	0	0	0	0	0	0
PLAYOFFS															
JAN 12	TB	W	0/0	0	0	0	0.0	0	0	0	0	0	0	0	
JAN 19	@ CHI	W	0/0	0	0	0	0.0	0	0	0	0	0	0	0	
JAN 27	@ STL	L	0/0	0	0	0	0.0	0	0	0	0	0	0	0	
TOTALS				0/0	0	0	0	0.0	0	0	0	0	0	0	0

DARREL CRUTCHFIELD'S CAREER STATISTICS															
YEAR	TEAM	GP/GS	TACKLES			QUARTERBACK		PASSES DEFENDED					FF	FR	STT
			SOLO	AST	TOT	SACKS	HUR	INT	Yds	LG	KD				
2001	PHIL.	4/0	1	2	3	0	0	0	0	0	0	0	0	0	0
PLAYOFFS															
2001	PHIL.	0/0													
CAREER HIGHS: TACKLES - Total 3 at TB 1/6/02; Solo 1 at TB 1/6/02.															





Position: Free Safety
Height, Weight: 5-11, 200
Born: 10/13/73 in Jacksonville, FL
College: Clemson
High School: Raines, Jacksonville, FL
NFL Experience: 7th (7th as an Eagle)
Acquired by Eagles: D2b-96 (61st selection overall)
Originally joined NFL: Same as above

To understand two-time Pro Bowl free safety Brian Dawkins, just take a look on the top shelf of his locker. There you will find multiple figurines of his favorite comic book hero, Wolverine.



Wolverine is the low-key leader of the X-Men, a comic book action series, an animated cartoon and a full-length feature film. Wolverine is known for his animal-keen senses that allow him to track his adversaries with great ease, very much like Dawkins hunts down opposing ball carriers. The Eagles 2nd round draft choice in 1996

landed a starting role in the 2nd game of his rookie season and has averaged 90.5 tackles per season while posting 18 interceptions.

BIRDSEED:

- "Stop, Drop, Roll, Cool and Call," that is the catch phrase of the public service announcement that

Dawkins filmed with the Burn Prevention Foundation this past offseason. The PSA will begin on a regional level and will also be a part of a national educational video. He will also act as a spokesperson for the foundation

CAREER HIGHLIGHTS:

- A two-time Pro Bowl selection in 1999 and 2001, was also named first alternate in 2000, despite missing three games due to an emergency appendectomy
- His 2001 Pro Bowl campaign was fueled by career-highs in tackles (106) and hurries (20). He earned All-NFL honors from the Associated Press, *Football Digest*, *The Sporting News*, *Pro Football Weekly* and *Sports Illustrated*. Was also named to the All-Madden team
- Forced and recovered a fumble from Chargers RB LaDainian Tomlinson (12/9/01) and raced 49 yards for a score. Forced another Tomlinson fumble that was recovered by Hollis Thomas
- Registered a career-high 2 interceptions vs. Tony Banks and a TD-saving tackle on WR Rod Gardner at Was. (11/25/01)
- In 1999, was an All-Pro selection by *Sports Illustrated* and an All-NFC pick by *Pro Football Weekly* and *Football News*. Was also named the Eagles defensive MVP
- Began the 1999 season with an interception in each of the first three games: vs. Arz., vs. TB and vs. Buf. In doing so he became the first Eagle to record an INT in three consecutive games since CB Eric Allen and S Rich Miano did so in games 2-4 in 1993
- His 67-yard INT return for a TD off of Damon Huard at Mia. (10/24/99) was the 2nd score of his career and his longest INT return
- In the 2000 Pro Bowl, tied a NFL record with 2 INTs for the NFC squad
- Picked off Giants QB Danny Kanell on 12/7/97 and returned the ball 64 yds. for his first TD as a pro
- Earned NFL All-Rookie team honors from *Pro Football Weekly*, *College & Pro Football Newsweekly*, and *Football News* in 1996
- Notched his first career INT vs. Atl.'s Bobby Hebert (9/22/96). The following week in a Monday night contest vs. Dal. (9/30) sacked QB Troy Aikman, forcing a fumble that DT Rhett Hall returned 32 yds. for a TD
- Signed a five-year contract extension with the Eagles on 11/5/98



PERSONAL:

- Resides in Jacksonville, FL, during the offseason with his wife, Connie, their son, Brian, Jr. (8/2/96), and daughter, Brianni (9/23/99). Brian and Connie were high school sweethearts and have known each other since they were 15 years old. His brother, Ralph, was a fullback at Louisville and played with the New Orleans Saints
- Was an all-state selection at Raines HS in Jacksonville, FL (the same school attended by former Eagles WR Harold Carmichael and current Eagles CBs Lito Sheppard and Darrel Crutchfield) and helped lead that team to 30 consecutive wins
- Also earned all-conference honors in basketball
- Said the thing that most people don't know about him is, "I wish I could eat cereal for breakfast, lunch and dinner and watch as much cartoons as my son and daughter"
- Is an active member of the Eagles bible study group and a huge fan of gospel music
- Earned his degree in education
- Full name: Brian Patrick Dawkins



COLLEGE:

A three-year starter at strong safety for Clemson, finished his career with 234 tackles and 11 interceptions. Was an All-ACC and a 2nd-team All-America selection as a senior when his team-high 6 INTs tied him for the conference lead. Also an outstanding special teams player, he made 35 stops on those units.

INJURY HISTORY:

In 2000, missed games 4-6 while recovering from an emergency appendectomy (9/19). Broke his hand at Arz. on 12/5/99, but did not miss a game. Sprained his right ankle vs. Wash. (10/11/98) and subsequently missed the next two games. Suffered a bruised fibula at Jax. (10/12/97) and missed the following week's matchup vs. Arz. Strained his groin at Ind. (12/5/96) and was sidelined for the final two regular season contests, but returned for the playoffs.

BRIAN DAWKINS' CAREER STATISTICS

YEAR	TEAM	GP/GS	TACKLES			QUARTERBACK		PASSES DEFENDED				FF	FR	STT
			SOLO	AST	TOT	SACKS	HUR	INT	Yds	LG	KD			
1996	PHIL.	14/13	53	21	74	1.0	0	3	41	30	9	1	2	18
1997	PHIL.	15/15	62	13	75	0.0	0	3	76	64	11	0	0	12
1998	PHIL.	14/14	66	26	92	1.0	2	2	39	30	7	2	1	3
1999	PHIL.	16/16	77	26	103	1.5	17	4	127	67	19	6	2	0
2000	PHIL.	13/13	57	37	94	2.0	14	4	62	32	10	0	1	2
2001	PHIL.	15/15	55	51	106	1.5	20	2	15	15	11	2	2	0
TOTALS		87/86	370	174	544	7.0	53	18	360	67	67	11	8	35
PLAYOFFS														
1996	PHIL.	1/1	6	0	6	0.0	0	0	0	0	0	0	0	0
2000	PHIL.	2/2	3	2	5	0.0	0	0	0	0	0	0	0	0
2001	PHIL.	3/3	12	1	13	0.0	0	1	0	0	3	0	0	0
TOTALS		6/6	21	3	24	0.0	0	1	0	0	3	0	0	0

ADDITIONAL CAREER STATISTICS

TOUCHDOWNS: vs. NYG 12/7/97 (64-yd. INT return- QB Danny Kanell), at Mia. 10/24/99 (67-yd. INT return- QB Damon Huard), vs. SD 12/9/01 (49-yd. fumble return)

CAREER HIGHS: TACKLES - Total 15 vs. Arz. 12/13/98; Solo 11 vs. Arz. 12/13/98; INTs - 2 at Wash. 12/16/01, Long 67 yds. for a TD at Mia. (QB Damon Huard) 10/24/99; SACKS - 2 vs. Arz. 11/19/00

MILESTONES: First start: at GB 9/9/96, **First INT:** at Atl. 9/22/96 (QB Bobby Hebert), **First sack:** vs. Dal. 9/30/96 (QB Troy Aikman).



M E D I A G U I D E

DAWKINS GAME-BY-GAME

1996 PHILADELPHIA EAGLES														
DATE	OPP.	W/L	P/S	S	A	T	Sac	Hur	INT	Yds	Lg	KD	FF	FR
SEP 1	@ WASH	W	1/0	0	0	0	0	0	0	0	0	0	0	0
SEP 9	@ GB	L	1/1	8	3	11	0	0	0	0	0	0	0	0
SEP 15	@ DET	W	1/1	5	0	5	0	0	0	0	0	0	0	0
SEP 22	@ ATL	W	1/1	3	1	4	0	0	1	30	30	2	0	0
SEP 30	@ DAL	L	1/1	4	4	8	1	0	0	0	0	1	1	0
OCT 13	@ NYG	W	1/1	1	0	1	0	0	0	0	0	1	0	0
OCT 20	@ MIA	W	1/1	3	5	8	0	0	1	11	11	1	1	0
OCT 27	@ CAR	W	1/1	5	2	7	0	0	0	0	0	0	0	1
NOV 3	@ DAL	W	1/1	2	0	2	0	0	0	0	0	0	0	0
NOV 10	@ BUF	L	1/1	4	1	5	0	0	1	0	0	2	0	0
NOV 17	@ WASH	L	1/1	6	1	7	0	0	0	0	0	0	0	0
NOV 24	@ ARZ	L	1/1	5	2	7	0	0	0	0	0	1	0	1
DEC 1	@ NYG	W	1/1	4	1	5	0	0	0	0	0	1	0	0
DEC 5	@ IND	L	1/1	3	1	4	0	0	0	0	0	0	0	0
DEC 14	@ NYJ	W	0/0	INACTIVE/GROIN										
DEC 22	@ ARZ	W	0/0	INACTIVE/GROIN										
TOTALS			14/13	53	21	74	1.0	0	3	41	30	9	1	2

PLAYOFFS														
DEC 29	@ SF	L	1/1	6	0	6	0.0	0	0	0	0	0	0	0

1997														
DATE	OPP.	W/L	P/S	S	A	T	Sac	Hur	INT	Yds	Lg	KD	FF	FR
AUG 31	@ NYG	L	1/1	2	0	2	0	0	0	0	0	1	0	0
SEP 7	@ GB	W	1/1	4	3	7	0	0	0	0	0	0	0	0
SEP 15	@ DAL	L	1/1	4	0	4	0	0	0	0	0	0	0	0
SEP 28	@ MIN	L	1/1	7	0	7	0	0	0	0	0	0	0	0
OCT 5	@ WASH	W	1/1	3	2	5	0	0	0	0	0	0	0	0
OCT 12	@ JAX	L	1/1	3	1	4	0	0	0	0	0	1	0	0
OCT 19	@ ARZ	W	0/0	INACTIVE/FIBULA										
OCT 26	@ DAL	W	1/1	2	1	3	0	0	0	0	0	1	0	0
NOV 2	@ ARZ	L	1/1	5	1	6	0	0	1	0	0	2	0	0
NOV 10	@ SF	L	1/1	2	2	4	0	0	0	0	0	2	0	0
NOV 16	@ BALT	T	1/1	5	1	6	0	0	0	0	0	0	0	0
NOV 23	@ PIT	W	1/1	5	0	5	0	0	0	0	0	0	0	0
NOV 30	@ CIN	W	1/1	3	1	4	0	0	0	0	0	2	0	0
DEC 7	@ NYG	L	1/1	8	0	8	0	0	1	64	64T	1	0	0
DEC 14	@ ATL	L	1/1	5	0	5	0	0	0	0	0	0	0	0
DEC 21	@ WASH	L	1/1	4	1	5	0	0	1	12	12	1	0	0
TOTALS			15/15	62	13	75	0.0	0	3	76	64T	11	0	0

1998														
DATE	OPP.	W/L	P/S	S	A	T	Sac	Hur	INT	Yds	Lg	KD	FF	FR
SEP 6	@ SEA	L	1/1	3	3	6	0.0	0	0	0	0	0	0	0
SEP 13	@ ATL	L	1/1	1	4	5	0.0	1	0	0	0	0	0	0
SEP 20	@ ARZ	L	1/1	3	0	3	0.0	0	0	0	0	2	0	0
SEP 27	@ KC	L	1/1	7	1	8	0.0	0	0	0	0	0	0	1
OCT 4	@ DEN	L	1/1	7	5	12	0.0	0	0	0	0	1	0	0
OCT 11	@ WASH	W	1/1	4	2	6	0.0	0	1	9	9	0	0	1
OCT 18	@ SD	L	0/0	INACTIVE/ANKLE										
NOV 2	@ DAL	L	0/0	INACTIVE/ANKLE										
NOV 8	@ DET	W	1/1	6	1	7	1.0	0	0	0	0	0	0	0
NOV 15	@ WASH	L	1/1	5	1	6	0.0	0	0	0	0	0	0	0
NOV 22	@ NYG	L	1/1	2	2	4	0.0	0	1	30	30	0	0	0
NOV 29	@ GB	L	1/1	4	1	5	0.0	0	0	0	0	0	0	0
DEC 3	@ STL	W	1/1	7	1	8	0.0	1	0	0	0	0	0	0
DEC 13	@ ARZ	L	1/1	11	4	15	0.0	0	0	0	0	2	1	0
DEC 20	@ DAL	L	1/1	2	0	2	0.0	0	0	0	0	1	0	0
DEC 27	@ NYG	L	1/1	4	1	5	0.0	0	0	0	0	1	0	0
TOTALS			14/14	66	26	92	1.0	2	2	39	30	7	2	1


1999														
DATE	OPP.	W/L	P/S	S	A	T	Sac	Hur	INT	Yds	Lg	KD	FF	FR
SEP 12	@ ARZ	L	1/1	4	0	4	0.0	1	1	23	23	0	0	0
SEP 19	@ TB	L	1/1	5	1	6	0.0	1	1	37	37	0	0	0
SEP 26	@ BUF	L	1/1	9	2	11	0.0	0	1	0	0	0	1	0
OCT 3	@ NYG	L	1/1	7	3	10	0.0	1	0	0	0	1	2	0
OCT 10	@ DAL	W	1/1	6	0	6	0.0	1	0	0	0	1	0	0
OCT 17	@ CHI	W	1/1	5	2	7	0.0	0	0	0	0	1	0	0
OCT 24	@ MIA	L	1/1	4	5	9	0.0	1	1	67	67T	3	0	1
OCT 31	@ NYG	L	1/1	6	1	7	0.5	1	0	0	0	0	0	0
NOV 7	@ CAR	L	1/1	7	3	10	0.0	0	0	0	0	0	0	0
NOV 14	@ WASH	W	1/1	6	1	7	0.0	0	0	0	0	3	1	0
NOV 21	@ IND	L	1/1	2	1	3	0.0	0	0	0	0	1	0	0
NOV 28	@ WASH	L	1/1	2	2	4	0.0	1	0	0	0	1	0	0
DEC 5	@ ARZ	L	1/1	1	1	2	0.0	2	0	0	0	1	1	0
DEC 12	@ DAL	L	1/1	4	1	5	0.0	3	0	0	0	0	0	0
DEC 19	@ NE	W	1/1	2	2	4	1.0	3	0	0	0	4	1	1
JAN 2	@ STL	W	1/1	7	1	8	0.0	2	0	0	0	3	0	0
TOTALS			16/16	77	26	103	1.5	17	4	127	67T	19	6	2

2000														
DATE	OPP.	W/L	P/S	S	A	T	Sac	Hur	INT	Yds	Lg	KD	FF	FR
SEP 3	@ DAL	W	1/1	4	1	5	0.0	1	0	0	0	0	1	0
SEP 10	@ NYG	L	1/1	6	2	8	0.0	0	0	0	0	0	0	0
SEP 17	@ GB	L	1/1	4	5	9	0.0	0	0	1	0	0	2	0
SEP 24	@ NO	W	0/0	INACTIVE/APPENDIX										
OCT 1	@ ATL	W	0/0	INACTIVE/APPENDIX										
OCT 8	@ WASH	L	0/0	INACTIVE/APPENDIX										
OCT 15	@ ARZ	W	1/1	1	1	2	0.0	1	0	0	0	0	0	0
OCT 22	@ CHI	W	1/1	2	6	8	0.0	0	1	30	30	2	0	0
OCT 29	@ NYG	L	1/1	4	2	6	0.0	1	0	0	0	0	0	0
NOV 5	@ DAL	L	1/1	5	2	7	0.0	0	0	0	0	0	0	0
NOV 12	@ PIT	W	1/1	6	2	8	0.0	2	1	0	0	0	1	0
NOV 19	@ ARZ	W	1/1	4	3	7	2.0	1	0	0	0	0	0	0
NOV 26	@ WASH	W	1/1	3	5	8	0.0	3	0	0	0	0	0	1
DEC 3	@ TEN	L	1/1	6	5	11	0.0	4	0	0	0	0	1	0
DEC 10	@ CLE	W	1/1	5	1	6	0.0	1	1	32	32	1	0	0
DEC 24	@ CIN	W	1/1	7	2	9	0.0	0	0	0	0	0	0	0
TOTALS			13/13	57	37	94	2.0	14	4	62	32	10	0	1

PLAYOFFS														
DEC 31	@ TB	W	1/1	1	1	2	0.0	0	0	0	0	0	0	0
JAN 7	@ NYG	L	1/1	2	1	3	0.0	0	0	0	0	0	0	0
TOTALS			2/2	3	2	5	0.0	0	0	0	0	0	0	0

2001														
DATE	OPP.	W/L	P/S	S	A	T	Sac	Hur	INT	Yds	Lg	KD	FF	FR
SEP 9	@ STL	L	1/1	9	4	13	0.0	0	0	0	0	1	0	0
SEP 23	@ SEA	W	1/1	6	3	9	1.0	2	0	0	0	0	1	0
SEP 30	@ DAL	W	1/1	2	2	4	0.5	5	0	0	0	3	0	0
OCT 7	@ ARZ	L	1/1	3	1	4	0.0	4	0	0	0	0	1	0
OCT 22	@ NYG	W	1/1	4	2	6	0.0	0	0	0	0	0	0	0
OCT 28	@ OAK	L	1/1	2	1	3	0.0	0	0	0	0	0	1	0
NOV 4	@ ARZ	W	1/1	3	8	11	0.0	2	0	0	0	1	0	0
NOV 11	@ MIN	W	1/1	1	3	4	0.0	0	0	0	0	1	0	1
NOV 18	@ DAL	W	1/1	3	6	9	0.0	0	0	0	0	0	0	0
NOV 25	@ WASH	L	1/1	3	5	8	0.0	2	0	0	0	0	0	0
NOV 29	@ KC	W	1/1	1	2	3	0.0	1	0	0	0	1	0	0
DEC 9	@ SD	W	1/1	4	4	8	0.0	2	0	0	0	1	2	1
DEC 16	@ WASH	W	1/1	7	5	12	0.0	1	2	15	15	0	0	0
DEC 22	@ SF	L	1/1	1	3	4	0.0	0	0	0	0	0	0	0
DEC 30	@ NYG	W	1/1	6	2	8	0.0	1	0	0	0	0	0	0
JAN 6	@ TB	W	0/0	INACTIVE										
TOTALS			15/15	55	51	106	1.5	20	2	15	15	11	2	2

PLAYOFFS														
JAN 12	@ TB	W	1/1	1	1	2	0.0	0	1	0	0	2	0	0
JAN 19	@ CHI	L	1/1	5	0	5	0.0	0	0	0	0	0	0	0
JAN 27	@ STL	L	1/1	6	0	6	0.0	0	0	0	0	0	1	0
TOTALS			3/3	12	1	13	0.0	0	1	0	0	3	0	0



Position: Quarterback
Height, Weight: 6-1, 195
Born: 7/5/73 in San Antonio, TX
College: Colorado
High School: Mission, San Antonio, TX
NFL Experience: 6th (6th as an Eagle)
Acquired by Eagles: D7a-97
Originally joined NFL: Same as above

The son of a renowned Texas high school football coach, Detmer brings something special to the Eagles. Is it his sense of humor, his unassuming athletic ability, or just a solid knowledge of the game? Wrote *Philadelphia Inquirer* beat writer Phil Sheridan in 1999, "In a league in which quarterbacks are identified and overpaid based on quantifiable data like height, weight, and velocity of passes, Koy Detmer stands out like the skinny, unshaven Texas firebrand he is." The Eagles 7th round draft choice in 1997, he earned his role as the Eagles backup QB in an unorthodox manner. He went from the Injured Reserve list as a rookie, to being a five-game starter in 1998 and then back to the 3rd quarterback role in 1999 before taking over his current job in 2000. In addition to working as Donovan McNabb's understudy, he has become one of the most important components of the special teams as the holder on all FGs and PATs. Signed a three-year contract extension with the Eagles on 8/28/00.

BIRDSEED:

- Is the younger brother of former Eagle and current Lions QB Ty Detmer. He joined Ty in becoming the first pair of brothers to each start an NFL game (Terry and Craig Bradshaw were the only other brother quarterback tandem in NFL history, but Craig never started a game)
- Is the Eagles ace golfer. He has participated in the NFL Celebrity Golf Classic 4 times and twice finished in 5th place. His handicap is currently an 8. His favorite course is The Quarry in San Antonio, TX. In Philadelphia he likes to play at Laurel Creek Country Club in Mt Laurel, NJ.

CAREER HIGHLIGHTS:

- Executed a perfect behind-the-back, no-look lateral to K David Akers who galloped 15 yards for a 1st down on a fake FG at Arz. (10/15/00)
- In his only playing time of the 1999 season led the Eagles to a 24-9 victory vs. NE (12/19) as he fired 3 TD passes, including a 50 ydr. to Torrance Small
- Began the 1998 season as the 3rd QB behind Bobby Hoying and Rodney Peete. When both suffered injuries, Detmer landed his first career starting role at GB (11/29). He then went on to start the final four games of the season, including the season finale at Dal. (12/20) when he posted career highs in atts. (43), completions (24), and yards (231)

PERSONAL:

- He and his wife, Katie - a former University of Colorado skier - have a son, Koy, Jr. (3/1/96) and daughter Katie (11/17/00). The family resides in San Antonio, TX, in the offseason
- Dressed as a Musketeer on Halloween in 2001 and visited the Children's Hospital of Philadelphia with his teammates
- Was an all-state QB in a pro-style passing offense at Mission (TX) HS, where he was coached by his father, Sonny. Finished his career with a state-record 8,221 passing yards and 82 TDs
- Also lettered in basketball and golf
- List of favorites: Clint Eastwood (actor), Fruit Loops (cereal), Okie From Muskogee (song), San Antonio Spurs (non-football team), Aquaman (super hero), Dave & Busters (Philadelphia restaurant) and science (subject in school)
- Boyhood heroes include Roger Staubach and Tom Landry
- Earned his degree in communications
- Full name: Koy Dennis Detmer. Was named after



MEDIA GUIDE

Ernie Koy, Sr. and Jr., both legendary football players in the state of Texas

COLLEGE:

One of the most prolific passers in Colorado history, set the school record for most touchdown passes with 40. By throwing for 3,156 yds. and 22 TDs in 1996, became the first QB in Buffaloes history to throw for over 3,000 yards in a season. Capped his career with a 45-25-371-0-3TD passing effort in a 33-21 win over Washington in the Holiday Bowl. Earned

first-team All-Big 12 Conference honors and was a finalist for the Johnny Unitas Golden Arm Award given to the nation's top senior passer. Amassed career passing totals of 594 atts., 350 cmps., 5,390 yds., 25 INTs, and 40 TDs.

INJURY HISTORY:

He injured his right knee on 8/19/97 and spent the rest of his rookie season on the Injured Reserve list. He had previously undergone season-ending surgery to the same knee in '95 while at the Univ. of Colorado.

KOY DETMER'S CAREER STATISTICS

YEAR	TEAM	GP/GS	PASSING								RUSHING					
			ATT	CMP	PCT	Yds	LG	TD	INT	SACK	RAT.	No	Yds	Avg	LG	TD
1997	PHIL.	0/0	INJURED RESERVE - KNEE													
1998	PHIL.	8/5	181	97	53.6	1011	61T	5	5	5/29	67.7	7	20	2.9	8	0
1999	PHIL.	1/1	29	10	34.5	181	50T	3	2	0/0	62.6	2	-2	-1.0	-1	0
2000	PHIL.	16/0	1	0	0.0	0	0	0	1	0/0	0.0	1	8	8.0	8	0
2001	PHIL.	16/0	14	5	35.7	51	16	0	1	1/9	17.3	8	6	0.8	14	0
TOTALS		41/6	225	112	49.8	1243	61T	8	9	6/38	61.8	18	32	1.8	14	0
PLAYOFFS																
2000	PHIL.	2/0	0	0	0.0	0	0	0	0	0/0	0.0	0	0	0.0	0	0
2001	PHIL.	3/0	0	0	0.0	0	0	0	0	0/0	0.0	0	0	0.0	0	0
TOTALS		5/0	0	0	0.0	0	0	0	0	0/0	0.0	0	0	0.0	0	0

CAREER HIGHS: PASSING - Atts. 43 at Dal. 12/20/98, Cmps. 24 at Dal. 12/20/98, Yds. 231 at Dal. 12/20/98, TDs 3 vs. NE 12/29/99, Long 61-yd. TD to Irving Fryar vs. STL 12/3/98; **RUSHING** - Atts. 2 (6 times) last at TB 1/6/02, Yds. 13 at TB 1/6/02, Long 14 at TB 1/6/02

MILESTONES: First NFL game and completion: at Den. 10/4/98, First start and TD pass: at GB 11/29/98 (WR Jeff Graham).

DETMER GAME-BY-GAME

THE FOLLOWING STATISTICS REFLECT ONLY GAMES THAT DETMER PLAYED ON OFFENSE.

1997 PHILADELPHIA EAGLES


SPENT THE ENTIRE SEASON ON THE INJURED RESERVE LIST AFTER INJURING HIS RIGHT KNEE DURING TRAINING CAMP ON 8/19/97

1998 DATE	OPP.	W/L	GP/GS	PASSING								RUSHING				TOTAL NET Yds.	Pct. OFFENSE		
				Att.	Cmp.	Pct.	Yds.	TD	INT	LG	Sack/Yds	Rat.	Att.	Yds.	Avg.			LG	TD
Oct 4	Den	L	1/0	9	3	33.3	36	0	0	33	0/0	46.5	0	0	0.0	0	0	36	22.9
Nov 8	Det	W	1/0	0	0	0.0	0	0	0	0	0/0	---	0	0	0.0	0	0	0	0.0
Nov 15	Was	L	1/0	5	2	40.0	20	0	1	12	1/1	12.5	0	0	0.0	0	0	19	8.8
Nov 29	GB	L	1/1	36	22	61.1	185	2	0	29	2/18	92.9	1	6	6.0	6	0	173	74.6
Dec 3	StL	W	1/1	33	17	51.5	169	2	1	61T	0/0	73.9	1	-1	-1.0	-1	0	168	56.2
Dec 13	Arz	L	1/1	28	16	57.1	219	1	1	45	0/0	79.3	2	3	1.5	4	0	222	60.5
Dec 20	Dal	L	1/1	43	24	55.8	231	0	1	42	0/0	61.3	2	8	4.0	8	0	239	67.1
Dec 27	NYG	L	1/1	27	13	48.1	151	0	1	37	2/10	50.1	1	4	4.0	4	0	145	54.9
TOTALS			8/5	181	97	53.6	1011	5	5	61T	5/29	67.7	7	20	2.9	8	0	1002	46.0

1999 DATE	OPP.	W/L	GP/GS	PASSING								RUSHING				TOTAL NET Yds.	Pct. OFFENSE		
				Att.	Cmp.	Pct.	Yds.	TD	INT	LG	Sack/Yds	Rat.	Att.	Yds.	Avg.			LG	TD
Dec 19	NE	W	1/1	29	10	34.5	181	3	2	50T	0/0	62.6	2	-2	-1.0	-1	0	179	60.7
2000																			
DATE	OPP.	W/L	GP/GS	Att.	Cmp.	Pct.	Yds.	TD	INT	LG	Sack/Yds	Rat.	Att.	Yds.	Avg.	LG	TD	Net Yds.	Pct. OFFENSE
Sep 3	Dal	W	1/0	1	0	0.0	0	0	1	0	0/0	0.0	0	0	0.0	0	0	0	0.0
Oct 15	Arz	W	1/0	0	0	0.0	0	0	0	0	0/0	0.0	0	0	0.0	0	0	0	0.0
Jan 7	NYG	L	1/0	0	0	0.0	0	0	0	0	0/0	0.0	0	0	0.0	0	0	0	0.0
Oct 22	Chi	W	1/0	0	0	0.0	0	0	0	0	0/0	---	1	8	8.0	8	0	8	2.7
TOTALS			16/0	1	0	0.0	0	0	1	0	0/0	0.0	1	8	8.0	8	0	8	0.7

2001 DATE	OPP.	W/L	GP/GS	PASSING								RUSHING				TOTAL NET Yds.	Pct. OFFENSE		
				Att.	Cmp.	Pct.	Yds.	TD	INT	LG	Sack/Yds	Rat.	Att.	Yds.	Avg.			LG	TD
Sep 30	Dal	W	1/0	0	0	0.0	0	0	0	0	0/0	---	1	-1	-1.0	-1	0	-1	-0.4
Nov 11	Min	W	1/0	0	0	0.0	0	0	0	0	0/0	---	2	-3	-1.5	-1	0	-3	-0.6
Nov 18	Dal	W	1/0	0	0	0.0	0	0	0	0	0/0	---	2	-2	-1.0	-1	0	-2	-0.9
Dec 9	SD	W	1/0	0	0	0.0	0	0	0	0	0/0	---	1	-1	-1.0	-1	0	-1	-0.4
Jan 6	TB	W	1/0	14	5	35.7	51	0	1	16	1/9	17.3	2	13	6.5	14	0	55	18.6
TOTALS			16/0	14	5	35.7	51	0	1	16	1/9	17.3	8	6	0.8	14	0	48	3.1





82 DAMEANE DOUGLAS

Position: Wide Receiver
Height, Weight: 6-0, 195
Born: 3/15/76 in Hanford, CA
College: California
High School: Hanford, Hanford, CA
NFL Experience: 4th (4th as an Eagle)
Acquired by Eagles: Waivers (Oak) 1999
Originally joined NFL: D4-99 by Oakland (102nd selection overall)

A fine student of the West Coast offense, Douglas is entering his fourth season on Philadelphia's wide receiving corps. One of the Eagles key special teams contributors throughout his career, the tough and feisty Douglas has left his mark on those units as a gunner on punt coverage and as a kickoff returner. He was a 4th round draft choice of Oakland in 1999, but was claimed off waivers by the Eagles on 9/7/99.

BIRDSEED:

- Douglas is called "D-1" by his teammates. As a senior in high school, his brother Chris overheard him interacting with an opponent during a game. While playing against Merced HS, Douglas was being taunted by a defender throughout the game. He later turned to the defensive back across the line of scrimmage and told him he had no chance of covering him on the next play because he was going D-1, implying that he was going to play Division I-A col-

lege football and he wasn't good enough to cover him

- Recovered two onsides kicks at the start of games as an Eagle. When the Eagles successfully completed an onsides kick on the opening kickoff at KC (11/29/01), it was the second for Philadelphia in the Andy Reid Era. On 9/3/00 at Dal., Reid gave the go-ahead for an onsides kick on the very first play of the season. Not only were both kicks recovered by Douglas, but both resulted in scoring drives in Eagles wins
- Was a college teammate of current Eagles, John Welbourn and Brandon Whiting at Cal
- Despite spending much of the 2001 season as one of the Eagles deep men on kickoff returns, he had never returned a kickoff at any level (high school, college or NFL) prior to 10/1/00 vs. Atl.

CAREER HIGHLIGHTS:

- Caught the game-winning TD in the season finale at TB (1/6/02), a 24-ydr. from A.J. Feeley. Also posted career highs that night in receipts. (5), yds. (77) and TDs (2)
- Posted his first NFL TD - a 27-yd. pass from Donovan McNabb - at Arz. (12/5/99)
- Made his NFL debut vs. TB (9/19/99) and caught 3 passes for 15 yards
- Signed a four-year contract with Oak. on 7/26/99 that was awarded to the Eagles when the team claimed him off waivers in 1999

PERSONAL:

- Resides in Hanford, CA, in the offseason with his son, Damean Allen (5/12/00)
- Was a first-team all-state selection as a wide receiver at Hanford (CA) HS. Ranked second in the state with 79 catches for 1,335 yards and 13 TDs as a senior. Also excelled as a defensive back with 9 INTs
- Hobbies include roller blading, snow boarding, and bungee jumping
- List of favorites: Los Angeles Dodgers (non-football team), Cheerios (cereal), Martin Lawrence (actor), Janet Jackson (actress), and Christmas Story (movie)
- Majored in social welfare
- Full name: Dameane Douglas



COLLEGE:

One of the most prolific receivers in Pac-10 history, finished his California career with a school-record 195 receptions (3rd in Pac-10 history behind Stanford's Darrin Nelson, 223, and USC's Johnnie Morton, 201). As a senior, shattered the school and conference record with 100 catches for 1,150 yards and 4 TDs as he was a semi-finalist for the Fred Biletnikoff Award, given annually to the nation's top receiver. Also earned 2nd-team All-America honors by The Sports Network and unanimous All-Pac 10 Conference accolades. Became the 3rd Cal receiver to go over 1,000 yards receiving in a season.

DAMEANE DOUGLAS' CAREER STATISTICS

Year	Team	GP/GS	Rec.	Yards	Avg.	LG	TD
1999	PHIL.	14/0	8	79	9.9	29T	1
2000	PHIL.	6/0	1	9	9.0	9	0
2001	PHIL.	16/0	5	77	15.4	27	2
TOTALS		36/0	14	165	11.8	29T	3

PLAYOFFS

2000	PHIL.	2/0	0	0	0.0	0	0
2001	PHIL.	3/0	0	0	0.0	0	0
TOTALS		5/0	0	0	0.0	0	0

ADDITIONAL CAREER STATISTICS

SPECIAL TEAMS TACKLES: 1999 (17), 2000 (6), 2001 (17), TOTALS (40)

KICKOFF RETURNS: 2000 (2-50-LG41), 2001 (2-32-LG18), TOTALS (4-82-LG41)

PLAYOFF KICKOFF RETURNS: 2000 (1-24), 2001 (2-36, LG 20), TOTALS (3-60, LG 24)

CAREER HIGHS: RECEIVING - Recepts. 5 at TB

1/6/02, Yds. 77 at TB 1/6/02, Long 29 yd. TD from Donovan McNabb at Arz. 12/5/99, TDs 2 at TB 1/6/02

MILESTONES: First reception: vs. TB 9/19/99 (QB Doug Pederson), First TD: at Arz. 12/5/99 (QB Donovan McNabb), First kickoff return: vs. Atl. 10/01/00 (41 yds.).

DOUGLAS GAME-BY-GAME

1999 PHILADELPHIA EAGLES

DATE	OPP.	W/L	P/S	Rec	Yds	Avg	LG	TD	
Sep 12	Arz	L	0/0			INACTIVE			
Sep 19	TB	L	1/0	3	15	5.0	9	0	
Sep 26	Buf	L	1/0	1	8	8.0	8	0	
Oct 3	NYG	L	1/0	0	0	0.0	0	0	
Oct 10	Dal	W	1/0	0	0	0.0	0	0	
Oct 17	Chi	W	1/0	0	0	0.0	0	0	
Oct 24	Mia	L	1/0	0	0	0.0	0	0	
Oct 31	NYG	L	1/0	0	0	0.0	0	0	
Nov 7	Car	L	1/0	0	0	0.0	0	0	
Nov 14	Was	W	1/0	0	0	0.0	0	0	
Nov 21	Ind	L	1/0	0	0	0.0	0	0	
Nov 28	Was	L	1/0	1	9	9.0	9	0	
Dec 5	Arz	L	1/0	3	47	15.7	29T	1	
Dec 12	DAL	L	1/0	0	0	0.0	0	0	
Dec 19	NE	W	0/0			INACTIVE			
JAN 2	StL	W	1/0	0	0	0.0	0	0	
TOTALS				14/0	8	79	9.9	29T	1

2000

DATE	OPP.	W/L	P/S	Rec	Yds	Avg	LG	TD	
Sep 3	DAL	W	1/0	0	0	0.0	0	0	
Sep 10	NYG	L	1/0	1	9	9.0	9	0	
Sep 17	GB	L	1/0	0	0	0.0	0	0	
Sep 24	NO	W	0/0			INACTIVE			
Oct 1	Atl	W	1/0	0	0	0.0	0	0	
Oct 8	Was	L	1/0	0	0	0.0	0	0	
Oct 15	Arz	W	1/0	0	0	0.0	0	0	
Oct 22	Chi	W	0/0			INACTIVE			
Oct 29	NYG	L	0/0			INACTIVE			
Nov 5	DAL	W	0/0			INACTIVE			
Nov 12	PIT	W	0/0			INACTIVE			
Nov 19	Arz	W	0/0			INACTIVE			
Nov 26	Was	W	0/0			INACTIVE			
Dec 3	TEN	L	0/0			INACTIVE			
Dec 10	Cle	W	0/0			INACTIVE			
Dec 24	CIN	W	0/0			INACTIVE			
TOTALS				6/0	1	9	9.0	9	0

PLAYOFFS

Dec 31	TB	W	1/0	0	0	0.0	0	0
JAN 7	NYG	L	1/0	0	0	0.0	0	0
TOTALS				2/0	0	0	0.0	0


2001

DATE	OPP.	W/L	P/S	Rec	Yds	Avg	LG	TD	
Sep 9	StL	L	1/0	0	0	0.0	0	0	
Sep 23	SEA	W	1/0	0	0	0.0	0	0	
Sep 30	DAL	W	1/0	0	0	0.0	0	0	
Oct 7	Arz	L	1/0	0	0	0.0	0	0	
Oct 22	NYG	W	1/0	0	0	0.0	0	0	
Oct 28	OAK	L	1/0	0	0	0.0	0	0	
Nov 4	Arz	W	1/0	0	0	0.0	0	0	
Nov 11	MIN	W	1/0	0	0	0.0	0	0	
Nov 18	DAL	W	1/0	0	0	0.0	0	0	
Nov 25	Was	L	1/0	0	0	0.0	0	0	
Nov 29	SD	W	1/0	0	0	0.0	0	0	
Dec 9	KC	W	1/0	0	0	0.0	0	0	
Dec 16	Was	W	1/0	0	0	0.0	0	0	
Dec 22	SF	L	1/0	0	0	0.0	0	0	
Dec 30	NYG	W	1/0	0	0	0.0	0	0	
JAN 6	TB	W	1/0	5	77	15.4	27	2	
TOTALS				16/0	5	77	15.4	27	2

PLAYOFFS

JAN 12	TB	W	1/0	0	0	0.0	0	0
JAN 19	Chi	W	1/0	0	0	0.0	0	0
JAN 27	StL	L	1/0	0	0	0.0	0	0
TOTALS				3/0	0	0	0.0	0





Position: Defensive End

Height, Weight: 6-2, 280

Born: 8/23/71 in Mansfield, OH

College: Central State, OH

High School: Mansfield, Mansfield, OH

NFL Experience: 8th (5th as an Eagle)

Acquired by Eagles: Trade (NY) 1998

Originally joined NFL: D1b-95 by NYJ

"I'm turning green! Watch out, I'm turning green!" In the locker room before a game you can sometimes hear Douglas, a two-time Pro Bowler, chanting that phrase. Just as Dr. Bruce Banner transforms from an every day man into the most powerful man-like creature ever to walk the earth, the Incredible Hulk, Douglas transforms into something equally exciting and powerful on gameday. Douglas does seem to have a different personality when game time arrives. On any other day he's the one cracking jokes or providing the media with a great sound bite, but it's all business when he gets to the stadium. A former first round draft choice of the NY Jets and the 1995 NFL defensive rookie of the year, Douglas was acquired by the Eagles in a trade with the Jets on 3/13/98 in exchange for the Eagles 2nd and 5th round draft choices that year.



THE HULK
(C) MARVEL COMICS

BIRDSEED:

- A renowned chatterbox on game day, was banned from riding the same bus as head coach Andy Reid. Said Reid, "He likes to talk and sing, and I don't. But the one time I told him to stop, he played the worst game. So I turned him loose ... Hugh's a wonderful, funny guy who'll talk to anyone for as long as they want. He'll get on people, sure, but he's not overbearing or mean-spirited. He doesn't call people out. He doesn't overdo it."
- An avid collector and reader of comic books, his favorites characters are Wolverine, The Incredible Hulk, and The Punisher. He got hooked on comics as a child while reading the West Coast Avengers comic book at the laundromat with his father
- Has worked out the past two offseasons in Atlanta with Broncos TE Shannon Sharpe and Ravens LB Ray Lewis at Rope Man's Fitness Center

CAREER HIGHLIGHTS

- Earned his second consecutive trip to the Pro Bowl as a starter in 2001, as he led the Eagles for the 2nd straight year with 9.5 sacks. Garnered All-NFL honors from *Football Digest* and *College and Pro Football News Weekly*. His efforts earned him a selection to the All-Madden Team and a 2nd consecutive selection to Howie Long's "Tough Guy" Team
- Registered 2 sacks in the 2001 playoffs. His second came against Bears QB Shane Matthews in the NFC Divisional Playoff Game (1/19). Earlier in that contest, Douglas' block on Bears QB Jim Miller on an INT return knocked the QB out of the game and helped set the tone for the Eagles win
- With 39 sacks as an Eagle (61.0 career), ranks 5th in club history behind Reggie White (124.0), Clyde



Simmons (76.5), Greg Brown (50.5), and Andy Harmon (40.0)

- Has 16 multiple sack games, including 3 of 3-or-more sacks. Tallied 4.5 sacks in a two-week span in 2001. Had 2 sacks at Arz. (11/4/01) of QB Jake Plummer and then posted 2.5 vs. Min. (11/11) of QB Daunte Culpepper
- In 2000, earned his first trip to the Pro Bowl as a starting DE after ranking 4th in the NFL with a career-high 15 sacks. In addition to being named first-team All-NFL by Associated Press, *Pro Football Weekly* and *Sports Illustrated*, he was also voted by his teammates as the Eagles defensive MVP
- Earned NFC defensive player of the month honors in September, 2000 for his league-leading 6.5 sacks, 10 QB pressures, and 21 tackles, including 4 for a loss
- Recorded his first pro INT off of Chris Chandler vs. Atl. (10/1/00)
- Named NFL Defensive Player of the Week after recording an Eagles postseason record 2 sacks of QB Shaun King in the Wild Card game vs. TB (12/31). The first sack forced a fumble by King and was converted into the Eagles first TD
- Led the Eagles in 1998 and ranked 7th in the NFL with a 12.5 sacks en route to earning All-Madden Team honors in his first season in Phila.

PLAYING THE NAME GAME

Douglas has been known to come up with some of the most creative nicknames for his teammates. Here's the latest list of Hugh's nicknames :

- The Tank (Hollis Thomas)
- Pooh Bear (Corey Simon)
- Hot Tub Tony (Carlos Emmons)
- Big Red (Andy Reid)
- Violent Grass (Paul Grasmanis)
- Pastor Troy (Troy Vincent)
- Ball Finger (Donovan McNabb)
- The Sheriff (Al Harris)
- Mr. Bigglesworth (Brian Mitchell)
- Honey Bun (Hank Fraley)
- Buddy Lee (Duce Staley)

Stay tuned throughout the season for more updates

- Was named NFC Defensive Player of the Month for October, 1998 as he registered 7 sacks among his 20 tackles in just 3 games, including a career-high

4.5 sacks of Ryan Leaf at SD (10/18/98) to tie a club record set by Clyde Simmons on 9/15/91 at Dal.

- In 1996, his final season with the Jets, led the team for the second straight year with 8 sacks

DUDE, WHERE'S MY CAR?

Douglas admits one addiction, cars. After purchasing his first car in college, a "bullet-hole black" 1985 Cutlas Sierra for \$500, Douglas now sports five vehicles. "Everybody has a vice," Douglas says. "For some people it's jewelry. For others, power tools. Women, it's shoes. Cars just give me peace of mind."

Here's a list of Hugh's car collection:

- 1962 Chevelle FS
- 1969 Mustang GT 500 Replica
- 2001 Dodge Ram
- 2001 Ferrari
- 2002 BMW 745i

- Recorded his only touchdown at any level of play when he returned a fumble (Stanley Pritchett) 62 yards for a score vs. Mia. (12/22/96)
- Became the consensus NFL defensive rookie of the year in 1995 after recording 10 sacks, 2.5 shy of the NFL rookie record held by Leslie O'Neal. Broke the Jets rookie record of 8 set by Joe Klecko in 1977

PERSONAL:

- Single and has two daughters, Kayla Rachelle (10/10/95) and Brianna Syann (1/7/99). He resides in Fayetteville, GA, in the offseason
- Majored in elementary education
- Lettered in football at Mansfield (OH) HS
- In 2001, was awarded the Jack Edelstein Memorial Award for the 2nd straight season. The award is presented to the Eagle player with an uplifting manner, a love for life, and an exceptional sense of humor who makes all with whom he comes in contact with, feel good. The award is voted on by the Philadelphia media
- In 1999, started the Hugh Douglas Foundation (HDF), which benefits children in the Mansfield area. In addition, Hugh donated \$50,000 to the Eagles Book Mobile, which has visited more than 250 sites and has given away more than 62,000 free books to children in the Philadelphia area who have never owned a book
- With the Jets, Douglas learned hand-fighting techniques from former Dallas Cowboy Randy White's



instructional video

- Following the '96 football season, Central State dropped its football program; however, Douglas already has discussed with school officials how he could help them field a team in the future
- A huge fan of video games, says the best game he discovered in the 2002 offseason was Spiderman
- List of favorites: chicken caesar salad (food), South Park (TV show), Denzel Washington (actor), Angela Bassett (actress), Blade (movie), and BMW 745i (car)
- Full name: Hugh Lamont Douglas

COLLEGE:

A two-time NAIA Division I All-American, Douglas would line up against Erik Williams, the Cowboys former all-pro tackle, in practice each day. That experience, Douglas insists, made him a better player.

Collected 42 sacks in just 32 games over his three-year college career and had 13 multiple-sack games. As a senior, was named defensive player of the year by the Washington D.C. Pigskin Club and had four sacks in the Hula Bowl. Helped lead the Marauders to the national championship as a sophomore.

INJURY HISTORY

Exited a matchup vs. TB (9/19/99) with a partial tear of the MCL in his left knee. He returned to action in a reserve role 3 weeks later vs. Dal. However, suffered a torn tendon in his left biceps a week later at Chi. (10/17/99) and underwent surgery on 10/20 at Lenox Hill Hospital in New York City and was placed on the Injured Reserve list that day. A groin injury caused him to miss a matchup with Buf. on 9/7/97. Suffered an ankle sprain on 11/26/95 forcing him to miss one game. An ankle injury in 1996 caused him to miss 6 games from 9/22-10/27.

HUGH DOUGLAS' CAREER STATISTICS										
YEAR	TEAM	GP/GS	TACKLES			QUARTERBACK				
			SOLO	AST	TOT	SACKS	HUR	KD	FF	FR
1995	NYJ	15/3	29	8	37	10.0	NA	0	0	2
1996	NYJ	10/10	35	7	42	8.0	NA	1	2	3
1997	NYJ	15/15	31	8	39	4.0	NA	1	3	0
1998	PHIL.	15/13	44	11	55	12.5	21	1	2	0
1999	PHIL.	4/2	7	2	9	2.0	4	0	0	0
2000	PHIL.	16/15	47	13	60	15.0	27	0	3	0
2001	PHIL.	15/15	34	19	53	9.5	27	0	2	0
TOTALS		90/73	227	68	295	61.0	79	3	12	5
PLAYOFFS										
2000	PHIL.	2/2	4	1	5	2.0	0	0	1	0
2001	PHIL.	3/3	9	1	10	2.0	0	0	0	0
TOTALS		5/5	13	2	15	4.0	0	0	1	0
ADDITIONAL CAREER STATISTICS										
INTERCEPTIONS - 1-9 vs. Atl. (Chris Chandler) 10/1/00										
TOUCHDOWNS - vs. Mia. 12/22/96 (62-yd. fumble return)										
SPECIAL TEAMS TACKLES - 1995 (3)										
CAREER HIGHS: TACKLES - Total 9 at Den. 10/4/98, Solo 8 at Den. 10/4/98;										
SACKS - 4.5 at SD 10/18/98										
MILESTONES: First sack: vs. Jax. 9/19/95 (QB Mark Brunell), First start: vs. NE 11/5/95.										



M E D I A G U I D E

DOUGLAS GAME-BY-GAME

1995 NEW YORK JETS

DATE	OPP.	W/L	P/S	S	A	T	Sac	Hur	Int	Yds	Lg	KD	FF	FR
Sep 3	@ MIA	L	1/0	1	1	2	0.0	NA	0	0	0	0	0	0
Sep 10	IND	L	1/0	2	0	2	0.0	NA	0	0	0	0	0	0
Sep 17	Jax	W	1/0	3	1	4	3.0	NA	0	0	0	0	0	0
Sep 24	@ ATL	L	1/0	2	0	2	1.0	NA	0	0	0	0	0	0
Oct 1	@ OAK	L	1/0	3	1	4	1.0	NA	0	0	0	0	0	0
Oct 8	@ BUF	L	1/0	4	0	4	1.0	NA	0	0	0	0	0	0
Oct 15	@ CAsP	L	1/0	0	1	1	0.0	NA	0	0	0	0	0	1
Oct 22	MIA	W	1/0	3	0	3	1.0	NA	0	0	0	0	0	1
Oct 29	@ IND	L	1/0	2	1	3	2.0	NA	0	0	0	0	0	0
Nov 5	NE	L	1/1	1	0	1	0.0	NA	0	0	0	0	0	0
Nov 19	@ BUF	L	1/1	2	1	3	1.0	NA	0	0	0	0	0	0
Nov 26	@ SEA	W	1/1	1	0	1	0.0	NA	0	0	0	0	0	0
Dec 3	STL	L	0/0					INACTIVE/ANKLE						
Dec 10	NE	L	1/0	1	1	2	0.0	NA	0	0	0	0	0	0
Dec 17	@ HOu	L	1/0	2	0	2	0.0	NA	0	0	0	0	0	0
Dec 24	NO	L	1/0	2	1	3	0.0	NA	0	0	0	0	0	0
TOTALS			15/3	29	8	37	10.0	NA	0	0	0	0	2	

1996

DATE	OPP.	W/L	P/S	S	A	T	Sac	Hur	Int	Yds	Lg	KD	FF	FR
Sep 1	@ DEN	L	1/1	1	2	3	2.0	NA	0	0	0	0	0	0
Sep 8	IND	L	1/1	3	1	3	0.0	NA	0	0	0	0	0	0
Sep 15	@ MIA	L	1/1	3	1	4	0.0	NA	0	0	0	0	0	0
Sep 22	NYG	L	0/0					INACTIVE/ANKLE						
Sep 29	@ WAS	L	0/0					INACTIVE/ANKLE						
Oct 6	OAK	L	0/0					INACTIVE/ANKLE						
Oct 13	@ JAX	L	0/0					INACTIVE/ANKLE						
Oct 20	BUF	L	0/0					INACTIVE/ANKLE						
Oct 27	@ ARZ	W	0/0					INACTIVE/ANKLE						
Nov 10	NE	L	1/1	5	1	6	1.0	NA	0	0	0	0	0	1
Nov 17	@ IND	L	1/1	4	1	4	1.0	NA	0	0	0	1	1	0
Nov 24	@ BUF	L	1/1	4	1	5	1.0	NA	0	0	0	0	0	0
Dec 1	HOu	L	1/1	4	0	4	0.0	NA	0	0	0	0	0	0
Dec 8	NE	L	1/1	2	1	3	0.0	NA	0	0	0	0	0	1
Dec 14	PHI	L	1/1	6	0	6	3.0	NA	0	0	0	0	0	1
Dec 22	MIA	L	1/1	3	1	4	0.0	NA	0	0	0	0	0	1
TOTALS			10/10	35	7	42	8.0	NA	0	0	0	1	2	3

1997

DATE	OPP.	W/L	P/S	S	A	T	Sac	Hur	Int	Yds	Lg	KD	FF	FR
Aug 31	@ SEA	W	1/1	2	0	2	0.0	NA	0	0	0	0	0	0
Sep 7	BUF	L	1/1	5	1	6	1.0	NA	0	0	0	1	1	0
Sep 14	NE	L	0/0					INACTIVE/GROIN						
Sep 21	OAK	W	1/1	3	0	3	0.0	NA	0	0	0	0	0	0
Sep 28	@ CIN	W	1/1	0	1	2	0.0	NA	0	0	0	0	0	0
Oct 5	@ IND	W	1/1	0	1	1	0.0	NA	0	0	0	0	0	0
Oct 12	MIA	L	1/1	0	1	1	0.0	NA	0	0	0	0	0	0
Oct 19	NE	W	1/1	1	1	2	0.0	NA	0	0	0	0	0	0
Nov 2	BAL	W	1/1	2	0	2	0.0	NA	0	0	0	0	0	0
Nov 9	@ MIA	L	1/1	1	1	2	0.0	NA	0	0	0	0	0	0
Nov 16	@ CHI	W	1/1	5	0	5	2.0	NA	0	0	0	0	1	0
Nov 23	MIN	W	1/1	1	1	2	0.0	NA	0	0	0	0	0	0
Nov 30	@ BUF	L	1/1	3	0	3	1.0	NA	0	0	0	0	1	0
Dec 7	IND	L	1/1	1	1	2	0.0	NA	0	0	0	0	0	0
Dec 14	TB	W	1/1	4	0	4	0.0	NA	0	0	0	0	0	0
Dec 21	@ DET	L	1/1	2	0	2	0.0	NA	0	0	0	0	0	0
TOTALS			15/15	31	8	39	4.0	NA	0	0	0	1	3	0

1998 PHILADELPHIA EAGLES

DATE	OPP.	W/L	P/S	S	A	T	Sac	Hur	Int	Yds	Lg	KD	FF	FR
Sep 6	SEA	L	1/1	4	1	5	0.0	0	0	0	0	0	0	0
Sep 13	@ ATL	L	1/1	1	2	3	0.5	1	0	0	0	0	0	0
Sep 20	@ ARZ	L	1/1	3	1	4	1.0	1	0	0	0	0	0	0
Sep 27	KC	L	1/1	3	1	4	0.0	5	0	0	0	0	1	0
Oct 4	@ DEN	L	1/1	8	1	9	1.0	0	0	0	0	0	0	0
Oct 11	WAS	W	1/1	2	1	3	1.5	2	0	0	0	0	0	0
Oct 18	@ SD	L	1/1	7	1	8	4.5	1	0	0	0	0	0	0
Nov 2	DAL	L	1/1	1	0	1	0.0	1	0	0	0	0	0	0
Nov 8	DET	W	1/1	6	1	7	2.5	1	0	0	0	0	0	0
Nov 15	@ WAS	L	1/1	5	1	6	1.5	6	0	0	0	0	1	0
Nov 22	@ NYG	L	1/1	2	0	2	0.0	3	0	0	0	0	0	0
Nov 29	@ GB	L	1/1	2	1	3	0.0	0	0	0	0	0	0	0
Dec 3	STL	W	1/1	0	0	0	0.0	0	0	0	0	1	0	0
Dec 13	ARZ	L	1/0	0	0	0	0.0	0	0	0	0	0	0	0
Dec 20	@ DAL	L	0/0					INACTIVE/GROIN						
Dec 27	NYG	L	1/0	0	0	0	0.0	0	0	0	0	0	0	0
TOTALS			15/13	44	11	55	12.5	21	0	0	0	1	2	0

1999


DATE	OPP.	W/L	P/S	S	A	T	Sac	Hur	Int	Yds	Lg	KD	FF	FR	
Sep 12	ARZ	L	1/1	1	1	2	1.0	2	0	0	0	0	0	0	
Sep 19	TB	L	1/1	4	0	4	1.0	0	0	0	0	0	0	0	
Sep 26	@ BUF	L	0/0					INACTIVE/KNEE							
Oct 3	@ NYG	L	0/0					INACTIVE/KNEE							
Oct 10	DAL	W	1/0	1	0	1	0.0	0	0	0	0	0	0	0	
Oct 17	@ CHI	W	1/0	1	1	2	0.0	2	0	0	0	0	0	0	
WAS PLACED ON THE INJURED RESERVE LIST ON 10/20 (TORN BICEPS)															
TOTALS			4/2	7	2	9	2.0	4	0	0	0	0	0	0	

2000

DATE	OPP.	W/L	P/S	S	A	T	Sac	Hur	Int	Yds	Lg	KD	FF	FR
Sep 3	@ DAL	W	1/1	5	0	5	2.0	2	0	0	0	0	0	0
Sep 10	NYG	L	1/1	5	1	6	1.0	1	0	0	0	0	0	1
Sep 17	GB	L	1/1	5	2	7	2.5	4	0	0	0	0	0	0
Sep 24	NO	W	1/1	2	1	3	1.0	3	0	0	0	0	0	0
Oct 1	@ ATL	W	1/1	1	1	2	0.0	0	1	9	9	0	0	0
Oct 8	WAS	L	1/1	3	1	4	2.0	0	0	0	0	0	0	0
Oct 15	@ ARZ	W	1/1	3	0	3	1.0	3	0	0	0	0	0	0
Oct 22	CHI	W	1/1	6	0	6	1.5	5	0	0	0	0	0	1
Oct 29	@ NYG	L	1/1	4	0	4	1.0	1	0	0	0	0	0	0
Nov 5	DAL	W	1/1	1	0	1	1.0	1	0	0	0	0	0	0
Nov 12	@ PIT	W	1/1	0	1	1	0.0	2	0	0	0	0	0	0
Nov 19	ARZ	W	1/0	1	2	3	0.0	1	0	0	0	0	0	0
Nov 26	@ WAS	W	1/1	0	1	1	0.0	0	0	0	0	0	0	0
Dec 3	TEN	L	1/1	4	1	5	1.0	4	0	0	0	0	0	0
Dec 10	@ CLE	W	1/1	5	2	7	1.0	0	0	0	0	0	0	1
Dec 24	CIN	W	1/1	2	0	2	0.0	0	0	0	0	0	0	0
TOTALS			16/15	47	13	60	15.0	27	1	9	9	0	3	0

2001

DATE	OPP.	W/L	P/S	S	A	T	Sac	Hur	Int	Yds	Lg	KD	FF	FR
Sep 9	STL	L	1/1	2	2	4	1.0	0	0	0	0	0	0	0
Sep 16	@ SEA	W	1/1	0	0	0	0.0	1	0	0	0	0	0	0
Sep 23	DAL	W	1/1	3	0	3	1.0	2	0	0	0	0	0	1
Sep 30	ARZ	L	1/1	3	2	5	0.0	3	0	0	0	0	0	0
Oct 7	@ NYG	W	1/1	3	3	6	1.0	1	0	0	0	0	0	0
Oct 14	@ OAK	L	1/1	3	1	4	0.0	1	0	0	0	0	0	0
Nov 4	@ ARZ	W	1/1	6	1	7	2.0	3	0	0	0	0	0	0
Nov 11	MIN	W	1/1	4	1	5	2.5	2	0	0	0	0	0	1
Nov 18	@ DAL	W	1/1	1	1	2	0.0	3	0	0	0	0	0	0
Nov 25	WAS	L	1/1	1	0	1	0.0	1	0	0	0	0	0	0
Nov 29	@ KC	W	1/1	1	1	2	0.0	2	0	0	0	0	0	0
Dec 9	SD	W	1/1	0	0	0	0.0	4	0	0	0	0	0	0
Dec 16	@ WAS	W	1/1	2	3	5	0.0	2	0	0	0	0	0	0
Dec 22	@ SF	L	1/1	3	1	4	0.0	1	0	0	0	0	0	0
Dec 30	NYG	W	1/1	2	3	5	1.0	1	0	0	0	0	0	0
Jan 6	@ TB	W	0/0					INACTIVE						
TOTALS														



Position: Linebacker

Height, Weight: 6-5, 250

Born: 9/3/73 in Greenwood, MS

College: Arkansas State

High School: Greenwood, Greenwood, MS

NFL Experience: 7th (3rd as an Eagle)

Acquired by Eagles: UFA (Pit) 2000

Originally joined NFL: D7-96 by Pittsburgh (242nd selection overall)

One of the true unsung heroes in the league, Carlos Emmons and his addition to the Eagles on 3/22/00 has allowed the defense as a whole to make plenty of noise around the NFL. After entering the NFL as a 7th round draft pick by the Steelers in 1996, Emmons has become a solid starter on Jim Johnson's defense over the past two seasons. In fact, he's limited opposing tight ends to 88-793-3TDs receiving stats over the last two years (one year prior to his arrival opposing tight ends torched the Eagles for 57 catches for 577 yds. and 3TDs). "He's above and beyond our expectations," said Johnson. "He's exactly what you need in a strong side linebacker. Someone who can cover, be physical and play over the tight end."

CAREER HIGHLIGHTS:

- Along with his 110 tackles (3rd on the team) in 2001, allowed just 41 receptions for 440 yds. and 2 TDs by opposing tight ends. Allowed just 6 receptions for 64 yds. by opposing TE's in the playoffs

- Forced a fumble late in the 4th quarter by RB Michael Pittman at Arz. (11/4/01) that stalled a Cardinals drive in the Eagles 21-7 win
- Held Chiefs All-Pro TE Tony Gonzalez to 4-28 receiving at KC (11/29/01)
- In 2000, his first season as an Eagle, held down the SAM linebacker spot as he matched up with opposing tight ends (43-353-1TD receiving) throughout the season and finished second on the team with a career-high 116 tackles
- Acted for most of the game vs. Dal. (11/5/00) as a spy against mobile QB Randall Cunningham and posted a career-high 12 tackles
- At ROLB, finished the 1999 season ranked 2nd on the Steelers in sacks to fellow LB Jason Gildon (8.5) and 4th in tackles (86)
- Notched 8 tackles, including 2 sacks of Mark Brunell, 2 QB hurries, and a fumble recovery at Jax. (12/2/99)
- In 1998, his first season as a full-time starter, finished with 73 tackles and tied for 2nd on the team with 3.5 sacks. Notched 1.5 sacks of Eric Zeier vs. Bal. (10/18), 1 of Elvis Grbac at KC (10/26), and 1 of Jeff Blake vs. Cin. (12/20)
- Posted first career INT off of Mark Brunell on the Jaguars final drive to preserve a 30-15 win vs. Jax. (11/22/98)
- In first NFL game vs. Bal. (9/8/96), forced a fumble by Vinny Testaverde and posted a half-sack

PERSONAL:

- Single and resides in Atlanta, GA, in the offseason
- Earned all-area and all-district honors as a linebacker at Greenwood (MS) HS. Led his team to the state playoffs three consecutive seasons, including a trip to the state finals as a sophomore
- List of favorites: Scarface (movie), The Steve Harvey Show (TV show), NFL.com (web site), Philadelphia 76ers (non-football team), Samuel L. Jackson (actor), Angela Bassett (actress), English (subject in school)
- Enjoys traveling and basketball
- Idolizes his mother "for being so strong and raising me to be the person that I am today"
- Earned his degree in business management in December of 1995
- Although he grew up in Mississippi, has always been a fan of the Philadelphia 76ers
- Full name: Carlos Antoine Emmons



COLLEGE:

A four-year starter for Arkansas State from 1992-95,, he played LB for two seasons before switching to defensive end as a junior. Earned 2nd team All-Big West conference honors following his senior season as he recorded 63 tackles, including 4 sacks. Posted 72 solo tackles as a junior. Led the team with 65 tack-

les and 6 sacks in 1993. Finished 2nd on team with 79 stops in '92. Redshirted as a freshman in 1991.

INJURY HISTORY:

Missed two starts in 1998 (vs. Ten. on 11/1 and vs. GB on 11/9) due to a groin injury. Missed the entire 1997 preseason due to shoulder surgery (5/12). Was subsequently deactivated for 11 games that season.

CARLOS EMMONS' CAREER STATISTICS

YEAR	TEAM	GP/GS	TACKLES			QUARTERBACK		PASSES DEFENDED				FF	FR	STT
			SOLO	AST	TOT	SACKS	HUR	INT	Yds	LG	KD			
1996	PIT.	15/0	5	2	7	2.5	4	0	0	0	0	1	0	6
1997	PIT.	5/0	1	0	1	0.0	0	0	0	0	0	0	0	6
1998	PIT.	15/14	55	18	73	3.5	20	1	2	2	4	2	1	0
1999	PIT.	16/16	63	23	86	6.0	18	1	22	22	2	1	3	0
2000	PHIL.	16/13	56	60	116	0.5	16	2	8	8	2	0	1	0
2001	PHIL.	16/15	61	49	110	1.0	8	0	0	0	2	0	0	0
TOTALS		83/58	241	152	393	13.5	66	4	32	22	10	4	5	12
PLAYOFFS														
1996	PIT.	1/0	0	0	0	0.0	0	0	0	0	0	0	0	1
1997	PIT.	2/0	0	0	0	0.0	0	0	0	0	0	0	0	1
2000	PHIL.	2/2	7	8	15	0.0	0	0	0	0	0	0	0	0
2001	PHIL.	3/3	8	3	11	0.0	1	1	0	0	2	0	0	0
TOTALS		8/5	15	11	26	0.0	1	1	0	0	2	0	0	2
CAREER HIGHS: TACKLES - Total 12 vs. Oak. 10/28/01, Solo 8 (twice) last vs. Dal. 11/5/00; SACKS - 2 at Jax. 12/2/99; INTS - 1 (5 times) last at Chi. 1/19/02 (NFC Divisional Playoff), vs. Cin. 12/24/00 (regular season), Long 22 yds vs. Cin. 11/28/99														
MILESTONES: First game and First sack: vs. Bal. 9/8/96 (QB Vinny Testaverde), First start: at Bal. 9/6/98, First INT: vs. Jax. 11/22/98 (QB Mark Brunell).														

PLAYER AND STAFF PRONUNCIATION GUIDE



David AkersAY-kers
 Tommy BrasherBRAY-zure
 Na BrownNAY
 Doug Brzezinskibruh-ZHIN-skee
 Dameane Douglasday-ME-in
 Pita Elisarapee-KUH ell-iss-AR-uh
 Justin EnaEHN-uh
 Paul Grasmanisgrahz-MAN-us
 Tyreo HarrisonTIE-ree-oh
 Ndukwe Kaluen-doo-KWAY ka-LOO

Gari Scott.....GARY
 Lito Sheppard.....LEE-toe
 Jeremy Slechtaseh-LECHT-tuh
 Steve SpagnuoloSPAG-no-low
 Duce StaleyDEUCE
 Tra Thomas.....TRAY
 Dave ToubTOBE
 Brandon WhitingWHITE-ing



MEDIA GUIDE

EMMONS GAME-BY-GAME

1996 PITTSBURGH STEELERS

DATE	OPP.	W/L	P/S	S	A	T	SAC	HUR	INT	Yds	Lg	KD	FF	FR
Sep 1	@ JAX	L	0/0	0	0	0	0.5	0	0	0	0	0	1	0
Sep 8	BAL	W	1/0	1	0	1	1.0	0	0	0	0	0	0	0
Sep 16	BUF	W	1/0	1	0	1	1.0	0	0	0	0	0	0	0
Sep 20	HOU	W	1/0	1	1	2	0.0	2	0	0	0	0	0	0
Oct 7	@ KC	W	1/0	0	0	0	0.0	2	0	0	0	0	0	0
Oct 13	CIN	W	1/0	2	1	3	1.0	0	0	0	0	0	0	0
Oct 20	@ HOU	L	1/0	0	0	0	0.0	0	0	0	0	0	0	0
Oct 27	@ ATL	W	1/0	0	0	0	0.0	0	0	0	0	0	0	0
Nov 3	STL	W	1/0	1	1	1	0.0	0	0	0	0	0	0	0
Nov 10	@ CIN	L	1/0	0	0	0	0.0	0	0	0	0	0	0	0
Nov 17	JAX	W	1/0	0	0	0	0.0	0	0	0	0	0	0	0
Nov 25	@ MIA	W	1/0	0	0	0	0.0	0	0	0	0	0	0	0
Dec 1	@ BAL	L	1/0	0	0	0	0.0	0	0	0	0	0	0	0
Dec 8	SD	W	1/0	0	0	0	0.0	0	0	0	0	0	0	0
Dec 15	SF	L	1/0	0	0	0	0.0	0	0	0	0	0	0	0
Dec 22	@ CAR	L	1/0	0	0	0	0.0	0	0	0	0	0	0	0
TOTALS			15/0	5	2	7	2.5	4	0	0	0	0	1	0

PLAYOFFS

Dec 29	IND	W	1/0	0	0	0	0.0	0	0	0	0	0	0	0
Jan 5	@ NE	L	0/0				INACTIVE							
TOTALS			1/0	0	0	0	0.0	0	0	0	0	0	0	0

1997

DATE	OPP.	W/L	P/S	S	A	T	SAC	HUR	INT	Yds	Lg	KD	FF	FR
Aug 31	DAL	L	0/0				INACTIVE/SHOULDER							
Sep 7	WAS	W	0/0				INACTIVE/SHOULDER							
Sep 22	@ JAX	L	0/0				INACTIVE/SHOULDER							
Sep 28	TEN	W	0/0				INACTIVE/SHOULDER							
Oct 5	@ BAL	W	0/0				INACTIVE/SHOULDER							
Oct 12	IND	W	0/0				INACTIVE/SHOULDER							
Oct 19	@ CIN	W	1/0	0	0	0	0.0	0	0	0	0	0	0	0
Oct 26	JAX	W	0/0				INACTIVE/SHOULDER							
Nov 3	KC	L	0/0				INACTIVE/SHOULDER							
Nov 9	BAL	W	0/0				INACTIVE/SHOULDER							
Nov 16	CIN	W	0/0				INACTIVE/SHOULDER							
Nov 23	@ PHI	L	0/0				INACTIVE/SHOULDER							
Nov 30	@ ARZ	W	1/0	0	0	0	0.0	0	0	0	0	0	0	0
Dec 7	DEN	W	1/0	0	0	0	0.0	0	0	0	0	0	0	0
Dec 13	@ NE	W	1/0	0	0	0	0.0	0	0	0	0	0	0	0
Dec 21	@ TEN	L	1/0	1	0	1	0.0	0	0	0	0	0	0	0
TOTALS			5/0	1	0	1	0.0	0	0	0	0	0	0	0

PLAYOFFS

Jan 3	NE	W	1/0	0	0	0	0.0	0	0	0	0	0	0	0
Jan 11	DEN	L	1/0	0	0	0	0.0	0	0	0	0	0	0	0
TOTALS			2/0	0	0	0	0.0	0	0	0	0	0	0	0

1998

DATE	OPP.	W/L	P/S	S	A	T	SAC	HUR	INT	Yds	Lg	KD	FF	FR
Sep 6	@ BAL	W	1/1	6	1	7	0.0	0	0	0	0	0	0	0
Sep 13	CHI	W	1/1	7	2	9	0.0	1	0	0	0	0	0	0
Sep 20	@ MIA	L	1/1	4	2	6	0.0	0	0	0	0	0	0	0
Sep 27	SEA	W	1/1	4	0	4	0.0	2	0	0	0	0	1	0
Oct 11	@ CIN	L	1/1	2	2	4	0.0	0	0	0	0	0	1	0
Oct 18	BAL	W	1/1	4	1	5	1.5	2	0	0	0	0	0	0
Oct 26	@ KC	W	1/1	2	0	2	1.0	0	0	0	0	0	0	0
Nov 1	TEN	L	0/0				INACTIVE/GROIN							
Nov 9	GB	W	1/0	1	1	2	0.0	3	0	0	0	0	0	0
Nov 15	TEN	L	1/1	3	2	5	0.0	4	0	0	0	1	1	0
Nov 22	JAX	W	1/1	3	1	4	0.0	0	1	2	2	0	0	1
Nov 26	@ DET	L	1/1	3	1	4	0.0	1	0	0	0	0	0	0
Dec 6	NE	L	1/1	4	1	5	0.0	2	0	0	0	0	1	0
Dec 13	@ TB	L	1/1	6	1	7	0.0	2	0	0	0	1	1	0
Dec 20	CIN	L	1/1	4	3	7	1.0	3	0	0	0	0	1	0
Dec 28	@ JAX	L	1/1	2	0	2	0.0	0	0	0	0	0	0	0
TOTALS			15/14	55	18	73	3.5	20	1	2	2	4	2	1

1999

DATE	OPP.	W/L	P/S	S	A	T	SAC	HUR	INT	Yds	Lg	KD	FF	FR
Sep 12	@ CLE	W	1/1	0	0	0	0.0	1	0	0	0	0	0	0
Sep 19	@ BAL	W	1/1	8	1	9	1.0	0	0	0	0	0	1	0
Sep 26	SEA	L	1/1	4	2	6	0.0	0	0	0	0	0	0	0
Oct 3	JAX	L	1/1	2	2	4	0.0	2	0	0	0	0	0	0
Oct 10	@ BUF	L	1/1	4	1	5	0.0	0	0	0	0	0	0	0
Oct 17	@ CIN	W	1/1	4	3	7	1.0	0	0	0	0	0	0	0
Oct 25	ATL	W	1/1	6	2	8	1.0	3	0	0	0	0	0	0
Nov 7	@ SF	W	1/1	6	1	7	0.0	0	0	0	0	0	1	0
Nov 14	CLE	L	1/1	4	1	5	1.0	5	0	0	0	0	0	0
Nov 21	@ TEN	L	1/1	6	1	7	0.0	2	0	0	0	0	0	0
Nov 28	CIN	L	1/1	3	4	7	0.0	1	1	22	22	1	1	0
Dec 2	@ JAX	L	1/1	7	1	8	2.0	2	0	0	0	0	0	1
Dec 12	BAL	L	1/1	4	1	5	0.0	0	0	0	0	0	0	0
Dec 18	@ KC	L	1/1	5	1	6	0.0	1	0	0	0	0	0	0
Dec 26	CAR	W	1/1	0	1	1	0.0	0	0	0	0	0	0	1
Jan 2	TEN	L	1/1	0	1	1	0.0	1	0	0	0	0	0	1
TOTALS			16/10	63	23	86	6.0	18	1	22	22	2	1	3


2000 PHILADELPHIA EAGLES

DATE	OPP.	W/L	P/S	S	A	T	SAC	HUR	INT	Yds	Lg	KD	FF	FR
Sep 3	@ DAL	W	1/0	1	2	3	0.5	2	1	8	8	0	0	0
Sep 10	NYG	L	1/1	1	6	7	0.0	0	0	0	0	0	0	0
Sep 17	@ GB	L	1/0	6	3	9	0.0	1	0	0	0	0	1	0
Sep 24	@ ATL	W	1/1	5	3	8	0.0	2	0	0	0	0	0	1
Oct 1	IND	W	1/1	1	2	3	0.0	1	0	0	0	0	0	0
Oct 8	WAS	L	1/1	4	5	9	0.0	1	0	0	0	0	0	0
Oct 15	@ ARZ	W	1/1	4	2	6	0.0	0	0	0	0	0	0	0
Oct 22	CHI	W	1/1	3	6	9	0.0	0	0	0	0	0	1	0
Oct 29	@ NYG	L	1/1	2	5	7	0.0	0	0	0	0	0	0	0
Nov 5	DAL	W	1/1	8	4	12	0.0	2	0	0	0	0	0	0
Nov 12	@ PIT	W	1/1	2	4	6	0.0	1	0	0	0	0	0	0
Nov 19	ARZ	W	1/1	1	3	4	0.0	0	0	0	0	0	0	0
Nov 26	@ WAS	W	1/1	7	3	10	0.0	2	0	0	0	0	0	0
Dec 3	TEN	L	1/0	3	5	8	0.0	2	0	0	0	0	0	0
Dec 10	@ CLE	W	1/1	3	5	8	0.0	0	0	0	0	0	0	0
Dec 24	CIN	W	1/1	5	2	7	0.0	2	1	0	0	0	0	0
TOTALS			16/13	56	60	116	0.5	16	2	8	8	2	0	1

PLAYOFFS

Dec 31	TB	W	1/1	2	4	6	0.0	0	0	0	0	0	0	0
Jan 7	@ NYG	L	1/1	5	4	9	0.0	0	0	0	0	0	0	0
TOTALS			2/2	7	8	15	0.0	0	0	0	0	0	0	0

2001



Position: Quarterback
Height, Weight: 6-3, 217
Born: 5/16/77 in Caldwell, ID
College: Oregon
High School: Ontario, Ontario, OR
NFL Experience: 2nd (2nd as an Eagle)
Acquired by Eagles: D5b-01 (155th selection overall)
Originally entered NFL: Same as above

When you finally get a chance, you have to take full advantage of it. A.J. Feeley did just that in the only playing time of his first NFL season. With the confidence of a 10-year veteran, the rookie entered the season finale at Tampa Bay in the fourth quarter with a 10-point deficit. He went on to engineer two scoring drives to lead the Eagles to a 17-13 victory and prove that he is a legitimate understudy to Pro Bowler Donovan McNabb. A strong-armed signal caller from the Treasure Valley of Oregon, Feeley was truly a hidden treasure in his senior year at the University of Oregon when the Eagles chose to select him in the 5th round of the 2001 draft.

BIRDSEED:

- Acquired the skill of roping cattle at a young age while working the ranches of family friends during the summers. "It came very easy to me. It was very similar to throwing a football."
- Claims he was never able to skip class growing up

because his parents were bound to find out. His father, W.M., is a math teacher at his high school and is the head of baseball officials for the Scenic West Athletic Conference. That is where his father met his stepmother, the school's bookkeeper. Feeley's mother, Linda Larson, is the principal at Emmett Elementary School and his stepfather, Bob Larson, is the superintendent of the Melba School District

CAREER HIGHLIGHTS:

- Spent all 16 games of his rookie season as the Eagles 3rd QB
- In the 2001 season finale at TB (1/6) saw his first pro action as he entered the game in the 4th qtr. With a lip bloodied by a hard shot from a Bucs defender and down 13-3 with less than six minutes remaining, he led two consecutive scoring drives giving the Eagles a 17-13 win. Both drives resulted in TD passes to WR Dameane Douglas, including the game-winning 24-ydr. with 1:46 left on the clock. Finished the night 10 of 14 passing for 143 yds. and 2 TDs.
- In the preseason finale vs. NYJ (8/30/01) engineered an 80-yard scoring drive late in the 4th qtr. to win the game, 13-12. The winning drive was capped off by a 17-yard pass to fellow rookie Sean Scott.

PERSONAL:

- Single and resides in Cherry Hill, NJ, and Ontario, OR, in the offseason
- Holds a degree in business
- Wears his lucky boxers on game day
- On the same day he signed his rookie contract, he underwent an emergency appendectomy
- Dressed as a gorilla on Halloween of 2001 and visited the Children's Hospital of Philadelphia with his teammates
- Attended the "Loews Day at the Movies" in January 2002, when 300 foster children from Camden's Division of Youth and Family Services were treated to an afternoon of fun
- Attended 2001 Hometown Huddle with the United Way at the NovaCare Complex. 100 children from Children's Services, Inc. spent the day participating in conflict resolution games and sharing positive messages
- List of favorites: Prayer For Owen Meanie (book), Bill Murray (actor), Julia Roberts (actress), Frogger (video game), www.mulletsgalore.com (website) and The Incredible Hulk (superhero)



- Was a two-time Greater Oregon League Offensive Player of the Year and a first team All-State Class 3A selection at Ontario (OR) HS. In his career, threw for 5,428 yards and 59 TDs, adding 12 more scores rushing. Also played safety as a senior, intercepting 6 passes.
- Starred in basketball at Ontario HS and was recruited by a number of Big Sky Conference universities
- Is a member of the Eagles offseason basketball squad
- Full name: Adam Joshua Feeley


COLLEGE:

Started the first eight games of his junior year before an elbow injury sidelined him for the remainder of the season. Spent his senior year as the backup QB to Joey Harrington, the #3 overall pick in 2002 by Detroit. In 22 career games (8 starts), Feeley completed 149 of 282 passes for 2,175 yards, 15 TDs and only 6 INTs. Appeared in only two games as a senior, completing 5 of 13 passes for 87 yds. In his junior season, connected on 136 of 259 pass attempts for 1,951 yds. and 14 TDs. His efforts earned him a mid-season nomination for the Davey O'Brien Award presented to the nation's top passer. Served in a reserve role as a sophomore and redshirted as a freshman.

A.J. FEELEY'S CAREER STATISTICS

YEAR	TEAM	GP/GS	PASSING								RUSHING					
			ATT	CMP	PCT	YDS	LG	TD	INT	SACK	RAT.	No	YDS	AVG	LG	TD
2001	PHIL.	1/0	14	10	71.4	143	27	2	1	0/0	114.0	0	0	0.0	0	0

* ALL CAREER HIGHS WERE ACHIEVED AT TB 1/6/02, IN HIS ONLY ACTION OF THE 2001 SEASON.



Position: Center/Guard
Height, Weight: 6-2, 300
Born: 9/21/77 in Gaithersburg, MD
College: Robert Morris
High School: Gaithersburg, Gaithersburg, MD
NFL Experience: 3rd (3rd as an Eagle)
Acquired by Eagles: Waivers (Pit) 2000
Originally joined NFL: Signed as a rookie free agent by Pittsburgh in 2000

When a season ending injury to incumbent starter Bubba Miller in the 2001 preseason finale shook up an offensive line unit that had started every game of the 2000 season, questions arose. Could Hank Fraley, who had never taken a snap in an NFL game, step in for Miller? Could Fraley work cohesively with that offensive line? And finally, who is Hank Fraley and where is Robert Morris? Fraley took it upon himself to become a better player, to work hard, and to stay after hours watching film with Donovan McNabb. Add to that a feisty style of play with a blue-collar attitude and the Eagles have themselves a solid starting center. Said head coach Andy Reid, "Hank improved every week and he prepared himself the right way. Hank stepped in and did a nice job, in particular overcoming the odds he had to overcome." A non-scholarship player at Division I-AA Robert Morris in Pittsburgh, PA, Fraley had originally been signed as a rookie free agent by the Steelers after the 2000 draft, but was released and later claimed off waivers by the Eagles on 8/28/00.

BIRDSEED:

• An undersized lineman in high school, Fraley was not heavily recruited and decided to attend Robert Morris because the head coach was Joe Walton, the former coach of the New York Jets. Recalled long-time Gaithersburg HS coach John Harvill, "Hank worked his tail off. He would work all summer. What a great young man. He was so coachable. I didn't think he'd ever make it to the pros ... The first two



years he was an average football player. Hank did everything anyone ever asked him to do."

- Prior to starting his NFL career, Fraley planned on teaching history and coaching football
- Became only the 2nd player in Robert Morris history to have his number, 75, retired (the other was RB Tim Hall who played for the Raiders). Fraley was unable to attend the ceremony because the Eagles were playing at Seattle. His parents, Hank Sr. and Cathy, stood in for him
- In his first NFL action not only played but started the game (vs. StL 9/9/01). Even more interesting, Fraley was fined for an illegal downfield block in that game

CAREER HIGHLIGHTS:

- Started 15 games and played nearly every offensive down in 2001. Did not start the season finale at TB (1/6/02) but played in a reserve role at RT
- Spent the entire 2000 season on the club's 53-man roster but was inactive for all 16 games and both playoff contests

PERSONAL:

- He and his wife, Christy, were married on July 5, 2002 and reside in Sicklerville, NJ
- Helped Gaithersburg HS to the Maryland state championship game as a senior in 1995

- Spoke at St. Peters School in New Jersey about the importance of learning to read and receiving a good education
- List of favorites: To Kill a Mockingbird (book), Braveheart (movie), Baltimore Orioles (non-football team), Garth Brooks (singer), and Stone Cold Steve Austin (WWE superstar)
- Enjoys fishing, hunting, golf and playing Playstation
- His brother, David, serves in the Army and is stationed in Louisiana
- Was the keynote speaker at Gaithersburg high school's graduation ceremony in 2002
- Has a degree in social science
- Full name: Henry F. Fraley

COLLEGE:

Was a three-time All-America selection and a three-time first-team All-Northeast Conference choice at tackle, as the Robert Morris Colonials won the NEC championship each season. Selected as the Football Gazette's Lineman of the Year and his team's Co-Most Valuable Player in 1999.

FRALEY'S CAREER GAMES PLAYED/STARTED:
 (Eagles 2000-2001); 2000 (0/0), 2001 (16/15);
TOTAL: (16/15).
PLAYOFF GAMES PLAYED/STARTED: 2000 (0/0),
 2001 (3/3); **TOTAL:** (3/3).

EAGLES NFL/NFC MOST VALUABLE PLAYERS



1960 QB Norm Van Brocklin (NFL)
United Press International, Associated Press, Newspaper Enterprise Association, The Sporting News, and Maxwell Club

1965 TE Pete Retzlaff (NFL)
Maxwell Club

1980 QB Ron Jaworski (NFL)
Maxwell Club

1987 DE Reggie White (NFL Defensive)
Associated Press, Newspaper Enterprise Association, and Pro Football Weekly
 (NFC Defensive) *United Press Int'l*


1988 QB Randall Cunningham (NFL)
Maxwell Club

1990 QB Randall Cunningham (NFL)
Professional Football Writers Association and Maxwell Club
 (NFL Offensive) *Pro Football Weekly*
 (NFC Offensive) *United Press Int'l*

1991 DE Reggie White (NFL Defensive)
Pro Football Weekly
 (NFC Defensive) *United Press Int'l*

1993 CB Eric Allen (NFC Defensive)
United Press International





52 BARRY GARDNER

Position: Linebacker
Height, Weight: 6-0, 248
Born: 12/13/76 in Harvey, IL
College: Northwestern
High School: Thornton, Harvey, IL
NFL Experience: 4th (4th as an Eagle)
Acquired by Eagles: D2-99 (35th selection overall)
Originally joined NFL: Same as above

When Jeremiah Trotter departed for the Washington Redskins in the spring of 2002, new starting MLB Barry Gardner summed up his opportunity in just five words, "I have to prove myself." Proving himself has become a lifestyle for Gardner. As an offensive guard in high school, he was not recruited and eventually joined the Northwestern squad as a walk-on linebacker, earned a scholarship before his sophomore year, and closed out his career ranked 2nd on the school's all-time list in tackles. A 2nd round draft choice of the Eagles in 1999, Gardner and Trotter battled for the MLB spot that training camp but the job became Trotter's to keep for the next three years. Undaunted, Gardner became the club's starting outside linebacker later that year (he went on to earn NFL All-Rookie team honors) in 2000 before serving as an understudy to Trotter in 2001.

BIRDSEED:

- Gardner owns a Yamaha Raptor 660 four-wheel all

terrain vehicle. He had the ATV customized and fit for drag racing. Don't fear, you won't see Gardner flying around on it. He sponsors his friends who race it at Atco (NJ) Raceway

- In the summer of 2001, entered a contest at a local car audio shop, Volume Stereo, in Cherry Hill, NJ. He walked away with the first place trophy for the best sound system in the 1,000-watt class with his 1999 Cadillac Escalade
- Played Pop Warner football against Eagles QB Donovan McNabb in suburban Chicago - Gardner played for the Harvey Colts and McNabb for the St. Jude Flying Jays

CAREER HIGHLIGHTS:

- Led the special teams units with 28 tackles in 2001. Also ranked 2nd with 211 productions points
- Tied a career high with 14 tackles at TB (1/6/02) as he played the majority of the game at MLB
- In 2000, finished 3rd on the defense with 95 tackles as the starting WILL linebacker. Started all but three regular season games and both playoff contests; the defense opened in a nickel package in weeks 1, 3 & 14
- Posted a career-high 14 tackles at NYG (10/29/00) and made his first career sack chasing down Kordell Stewart at Pit. (11/12/00)
- Earned the starting LLB spot by week 11 of his rookie season and captured NFL All-Rookie team honors from *Football Digest*

PERSONAL:

- Single and resides in Sicklerville, NJ
- Earned a degree in communications
- Participated in Verizon's "Fit To Read" program, reading with Philadelphia inner city youths
- Attended 2001 Hometown Huddle with the United Way at the NovaCare Complex. 100 children from Children's Services, Inc. spent the day participating in conflict resolution games and sharing positive messages.
- Visited Woodbury (NJ) HS and shared with the football team his thoughts on current events and his own high school experiences and discussed how those years helped shape him into an adult
- List of favorites: Denzel Washington (actor), Salma Hayek (actress), Lord of the Flies (book), Chicago Bulls and Cubs (non-football team), stuff-mag.com (web site), Friends and Sopranos (TV show), Frosted Flakes (cereal), and "You are not successful until you have failed" (quote)



MEDIA GUIDE

- His sister, Latesha, handles the graphic design for the Donovan McNabb Foundation

- Full name: Barry Allan Gardner

COLLEGE:

Joined the Northwestern program as a walk-on, but closed out his career ranked 2nd on the school's all-time list with 468 tackles and first with 7 fumble recoveries. Logged 20-or-more tackles in a game 6 times,

and earned 1st team All-America honors by The Sports Network and 1st team All-Big Ten Conference honors as a senior when he led the nation with 175 tackles, the 4th-best season total in school history. As a junior, earned 1st team All-Big Ten honors on the field and 2nd-team GTE Academic All-America and 1st team Academic All-Big Ten honors for his work in the classroom. Won the school's George W. Ballantine Leadership Award.

BARRY GARDNER'S CAREER STATISTICS

YEAR	TEAM	GP/GS	TACKLES			QUARTERBACK		PASSES DEFENDED			FF	FR	STT	
			SOLO	AST	TOT	SACKS	HUR	INT	Yds	LG				KD
1999	PHIL.	16/5	19	37	56	0.0	3	0	0	0	3	1	1	21
2000	PHIL.	16/13	43	52	95	1.0	2	0	0	0	2	0	0	6
2001	PHIL.	16/0	9	14	23	0.0	1	0	0	0	0	0	0	28
TOTALS		48/18	71	103	174	1.0	6	0	0	0	5	1	1	55
PLAYOFFS														
2000	PHIL.	2/2	11	3	14	0.0	0	0	0	0	0	0	0	0
2001	PHIL.	3/0	0	0	0	0.0	0	0	0	0	0	0	0	4
TOTALS		5/0	11	3	14	0.0	0	0	0	0	0	0	0	4
CAREER HIGHS: TACKLES - Total 14 (twice) last at TB 1/6/02; Solo 8 at NYG 1/7/01, Sacks - 1 at Pit. 11/12/00														
MILESTONES: First start: vs. Ind. 11/21/99. First sack: at Pit. 11/12/00 (QB Kordell Stewart).														

GARDNER GAME-BY-GAME

1999 PHILADELPHIA EAGLES

DATE	OPP.	W/L	P/S	S	A	T	Sac	Hur	Int	Yds	Lg	KD	FF	FR
SEP 12	Arz	L	1/0	0	0	0	0	0	0	0	0	0	0	0
SEP 19	TB	L	1/0	0	0	0	0	0	0	0	0	0	0	0
SEP 26	Buf	L	1/0	0	2	2	0	0	0	0	0	0	0	0
OCT 3	NYG	L	1/0	0	0	0	0	1	0	0	0	0	0	0
OCT 10	Dal	W	1/0	0	0	0	0	0	0	0	0	0	0	0
OCT 17	Chi	W	1/0	0	0	0	0	0	0	0	0	0	0	0
OCT 24	Mha	L	1/0	0	0	0	0	0	0	0	0	0	0	0
OCT 31	NYG	L	1/0	0	0	0	0	0	0	0	0	0	0	0
NOV 7	Car	L	1/0	2	3	5	0	0	0	0	0	0	0	0
NOV 14	Was	W	1/0	2	0	2	0	0	0	0	0	0	0	0
NOV 21	Ind	L	1/1	3	7	10	0	0	0	0	0	0	1	0
NOV 28	Was	L	1/1	6	3	9	0	0	0	0	0	0	0	0
DEC 5	Arz	L	1/0	1	6	7	0	0	0	0	2	0	0	0
DEC 12	Dal	L	1/1	4	5	9	0	1	0	0	0	0	0	0
DEC 19	NE	W	1/1	0	7	7	0	0	0	0	0	0	0	0
JAN 2	Stl	W	1/1	1	4	5	0	1	0	0	1	0	1	1
TOTALS			16/5	19	37	56	0.0	3	0	0	0	3	1	1


2000

DATE	OPP.	W/L	P/S	S	A	T	Sac	Hur	Int	Yds	Lg	KD	FF	FR
SEP 3	Dal	W	1/0	0	2	2	0	1	0	0	0	0	0	0
SEP 10	NYG	L	1/1	5	3	8	0	0	0	0	0	0	0	0
SEP 17	GB	L	1/0	3	4	7	0	0	0	0	0	0	0	0
SEP 24	NO	W	1/1	4	1	5	0	0	0	0	0	1	0	0
OCT 1	Atl	W	1/1	3	3	6	0	0	0	0	0	0	0	0
OCT 8	Was	L	1/1	5	1	6	0	0	0	0	0	0	0	0
OCT 15	Arz	W	1/1	6	0	6	0	1	0	0	0	0	0	0
OCT 22	Chi	W	1/1	1	4	5	0	0	0	0	0	0	0	0
OCT 29	NYG	L	1/1	4	10	14	0	0	0	0	0	0	0	0
NOV 5	Dal	W	1/1	3	3	6	0	0	0	0	0	0	0	0
NOV 12	Pit	W	1/1	2	3	5	1.0	0	0	0	0	0	0	0
NOV 19	Arz	W	1/1	0	4	4	0	0	0	0	0	0	0	0
NOV 26	Was	W	1/1	0	1	1	0	0	0	0	0	0	0	0
DEC 3	Ten	L	1/0	4	5	9	0	0	0	0	0	0	0	0
DEC 10	Cle	W	1/1	3	5	8	0	0	0	0	1	0	0	0
DEC 24	Cin	W	1/1	0	3	3	0	0	0	0	0	0	0	0
TOTALS			16/13	43	52	95	1.0	2	0	0	0	2	0	0
PLAYOFFS														
DEC 31	TB	W	1/1	3	1	4	0	0	0	0	0	0	0	0
JAN 7	NYG	L	1/1	8	2	10	0	0	0	0	0	0	0	0
TOTALS			2/2	11	3	14	0.0	0	0	0	0	0	0	0

2001

DATE	OPP.	W/L	P/S	S	A	T	Sac	Hur	Int	Yds	Lg	KD	FF	FR
SEP 9	Stl	L	1/0	0	0	0	0	0	0	0	0	0	0	0
SEP 23	Sea	W	1/0	0	1	1	0	0	0	0	0	0	0	0
SEP 30	Dal	W	1/0	0	0	0	0	0	0	0	0	0	0	0
OCT 7	Arz	L	1/0	0	0	0	0	0	0	0	0	0	0	0
OCT 22	NYG	W	1/0	0	0	0	0	0	0	0	0	0	0	0
OCT 28	Dak	L	1/0	2	5	7	0	0	0	0	0	0	0	0
NOV 4	Arz	W	1/0	1	0	1	0	0	0	0	0	0	0	0
NOV 11	Min	W	1/0	0	0	0	0	0	0	0	0	0	0	0
NOV 18	Dal	W	1/0	0	0	0	0	0	0	0	0	0	0	0
NOV 25	Was	L	1/0	0	0	0	0	0	0	0	0	0	0	0
NOV 29	KC	W	1/0	0	0	0	0	0	0	0	0	0	0	0
DEC 9	SD	W	1/0	0	0	0	0	0	0	0	0	0	0	0
DEC 16	Was	W	1/0	0	0	0	0	0	0	0	0	0	0	0
DEC 22	SF	L	1/0	0	0	0	0	0	0	0	0	0	0	0
DEC 30	NYG	W	1/0	0	0	0	0	0	0	0	0	0	0	0
JAN 6	TB	W	1/0	6	8	14	0	1	0	0	0	0	0	0
TOTALS			16/0	9	14	23	0.0	1	0	0	0	0	0	0
PLAYOFFS														
JAN 12	TB	W	1/0	0	0	0	0	0	0	0	0	0	0	0
JAN 19	Chi	W	1/0	0	0	0	0	0	0	0	0	0	0	0
JAN 27	Stl	L	1/0	0	0	0	0	0	0	0	0	0	0	0
TOTALS			3/0	0	0	0	0.0	0	0	0	0	0	0	0





Position: Defensive Tackle
Height, Weight: 6-3, 298
Born: 8/2/74 in Grand Rapids, MI
College: Notre Dame
High School: Jenison, Jenison, MI
NFL Experience: 7th (3rd as an Eagle)
Acquired by Eagles: UFA (Den) 2000
Originally joined NFL: D4-96 by Chicago (116th selection overall)

"He's a street fighter. He plays hurt. He really gets nicked up because he throws his body around. He'll go back into the ball game even though he probably shouldn't." Those words from defensive coordinator Jim Johnson sum up Paul Grasmantis. Sounds like the perfect guy for the city that idolizes a street fighter named Rocky, who climbed his way against all odds to capture the world boxing championship. A main component of a strong defensive tackle rotation behind starters Hollis Thomas and Corey Simon, Grasmantis was rewarded with a three-year contract extension on 4/24/01 (the Eagles matched an offer sheet from the Redskins). He spent three seasons in Chicago after being selected by the Bears in the 4th round in 1996. After being released by the Bears prior to the start of the 1999 regular season, he spent one week with the St. Louis Rams before finishing the season with Denver.

BIRDSEED:

- Is a member of the Eagles Bible study group and is active in Ministry Champions for Christ with teammate and close friend Corey Simon. Grasmantis' pastor is Ron Miller in Tallahassee, FL
- Attended the Role Model Summits around the country during the offseason. The summits were in conjunction with Ministry Champions for Christ. Other NFL players involved included: Corey Simon, Andre Wadsworth, Tony Boselli and Mark Brunell

CAREER HIGHLIGHTS:

- Started the final two games of the 2001 season and all 3 playoff games in place of Hollis Thomas (foot)
- Posted career highs in 2000 in sacks (3.5) and tackles (48). Tied a career high with 7 tackles at Wash. (11/26), while helping limit the Redskins to a season-low 44 rushing yards
- Started his only game of the 1997 season for Chi. at NO (10/5) and recorded his first career fumble recovery. Recorded his first career sack at STL (12/14/97) off QB Tony Banks
- Recorded a career-high 7 tackles vs. GB during his rookie season (10/6/96)

PERSONAL:

- Single and resides in Tallahassee, FL, where he just bought a new home in the offseason
- Was rated the 2nd-best prospect in the state at Jenison (MI) HS. Notched 25 sacks during his career and was also highly regarded as an offensive guard
- Also lettered in baseball, wrestling and track
- Earned his degree in marketing in just three and a half years
- Donates time and money to buy and deliver gifts to youngsters from the Children's Crisis Treatment Center in Philadelphia
- Attended 2001 Hometown Huddle with the United Way at the NovaCare Complex. 100 children from Children's Services, Inc. spent the day participating in conflict resolution games and sharing positive messages
- Hobbies include golf, fishing, and reading
- List of favorites: Robert Duvall (actor), Shawshank Redemption (movie), Philadelphia Flyers/Detroit Red Wings (non-football team), Survivor (TV show), history (subject), and Fruity Pebbles (cereal)
- Has a doberman named Winston, named after Winston Churchill
- Is of Latvian descent



MEDIA GUIDE

• Full name: Paul Ryan Grasmanis

COLLEGE:

A two-year starter at Notre Dame, he registered seven sacks and 11 tackles for a loss in his career. Was a first-team AP All-Independent selection as a senior, starting every game at nose guard and recording 70 tackles, 4.5 sacks and seven stops for a loss. Started 11 games

at defensive end as a junior. Was a teammate of current Eagle CB Bobby Taylor.

INJURY HISTORY:

Suffered a sprained MCL vs. SD (12/9/01) and was inactive for two games. Was inactive at Arz. (10/11/98) due to an injured foot.

GRASMANIS GAME-BY-GAME

1996 CHICAGO BEARS

DATE	OPP.	W/L	P/S	S	A	T	SAC	HUR	INT	YDS	LG	KD	FF	FR
SEP 2	DAL	W	0/0						INACTIVE					
SEP 8	WAS	L	0/0						INACTIVE					
SEP 15	MIN	L	1/0	0	1	1	0.0	NA	0	0	0	0	0	0
SEP 22	DET	L	1/0	0	2	2	0.0	NA	0	0	0	0	0	0
SEP 29	OAK	W	1/0	0	0	0	0.0	NA	0	0	0	0	0	0
OCT 6	GB	L	1/1	3	4	7	0.0	NA	0	0	0	0	0	0
OCT 13	NO	L	1/1	2	3	5	0.0	NA	0	0	0	0	0	0
OCT 28	MIN	W	1/0	0	1	1	0.0	NA	0	0	0	0	0	0
NOV 3	TB	W	1/0	0	0	0	0.0	NA	0	0	0	0	0	0
NOV 10	DEN	L	1/0	0	0	0	0.0	NA	0	0	0	0	0	0
NOV 17	KC	L	1/0	0	0	0	0.0	NA	0	0	0	0	0	0
NOV 24	DET	W	1/0	0	1	1	0.0	NA	0	0	0	0	0	0
DEC 1	GB	L	1/0	2	0	2	0.0	NA	0	0	0	0	0	0
DEC 8	WAS	W	1/0	0	0	0	0.0	NA	0	0	0	0	0	0
DEC 14	SD	W	1/1	0	1	1	0.0	NA	0	0	0	0	0	0
DEC 22	TB	L	1/0	0	2	2	0.0	NA	0	0	0	0	0	0
TOTALS			14/3	7	15	22	0.0	0	0	0	0	0	0	0

1997

DATE	OPP.	W/L	P/S	S	A	T	SAC	HUR	INT	YDS	LG	KD	FF	FR
SEP 1	GB	L	1/0	0	1	1	0.0	NA	0	0	0	0	0	0
SEP 7	MIN	L	1/0	2	0	2	0.0	NA	0	0	0	0	0	0
SEP 14	DET	L	1/0	1	1	2	0.0	NA	0	0	0	0	0	0
SEP 21	NE	L	1/0	1	1	2	0.0	NA	0	0	0	0	0	0
SEP 28	DAL	L	1/0	0	3	3	0.0	NA	0	0	0	0	0	0
OCT 5	NO	L	1/1	0	0	0	0.0	NA	0	0	0	0	0	1
OCT 12	GB	L	1/0	1	1	2	0.0	NA	0	0	0	0	0	0
OCT 27	MIA	W	1/0	2	0	2	0.0	NA	0	0	0	0	0	0
NOV 2	WAS	L	1/0	2	1	3	0.0	NA	0	0	0	0	0	0
NOV 9	MIN	L	1/0	1	0	1	0.0	NA	0	0	0	0	0	0
NOV 16	NYJ	L	1/0	0	1	1	0.0	NA	0	0	0	0	0	0
NOV 23	TB	W	1/0	0	0	0	0.0	NA	0	0	0	0	0	0
NOV 27	DET	L	1/0	1	0	1	0.0	NA	0	0	0	0	0	0
DEC 7	BUF	W	1/0	0	0	0	0.0	NA	0	0	0	0	0	0
DEC 14	STL	W	1/0	2	1	3	0.5	NA	0	0	0	0	0	0
DEC 21	TB	L	1/0	0	0	0	0.0	NA	0	0	0	0	0	0
TOTALS			16/1	13	10	23	0.5	0	0	0	0	0	0	1

1998

DATE	OPP.	W/L	P/S	S	A	T	SAC	HUR	INT	YDS	LG	KD	FF	FR
SEP 6	JAX	L	1/0	0	0	0	0.0	NA	0	0	0	0	0	0
SEP 13	PIT	L	1/0	3	0	3	0.0	NA	0	0	0	0	0	0
SEP 20	TB	L	1/0	2	2	4	0.0	NA	0	0	0	0	0	0
SEP 27	MIN	L	1/0	0	0	0	0.0	NA	0	0	0	0	0	0
OCT 4	DET	W	1/0	2	0	2	0.0	NA	0	0	0	0	0	0
OCT 11	ARZ	L	0/0						INACTIVE/FOOT					
OCT 18	DAL	W	1/0	0	0	0	0.0	NA	0	0	0	0	0	0
OCT 25	TEN	W	1/0	0	1	1	0.0	NA	0	0	0	0	0	0
NOV 8	STL	L	1/0	0	0	0	0.0	NA	0	0	0	0	0	0
NOV 15	DET	L	1/0	2	0	2	0.0	NA	0	0	0	0	0	0
NOV 22	ATL	L	1/0	0	1	1	0.0	NA	0	0	0	0	0	0
NOV 29	TB	L	1/0	2	1	3	0.0	NA	0	0	0	0	0	0
DEC 6	MIN	L	1/0	0	1	1	0.0	NA	0	0	0	0	0	0
DEC 13	GB	L	1/0	0	0	0	0.0	NA	0	0	0	0	0	0
DEC 20	BAL	W	1/0	1	1	2	0.0	NA	0	0	0	0	0	0
DEC 27	GB	L	1/0	0	1	1	0.0	NA	0	0	0	0	0	0
TOTALS			15/0	12	8	20	1.0	0	0	0	0	0	0	0

1999 ST. LOUIS RAMS (RELEASED BY RAMS FOLLOWING WEEK ONE)

DATE	OPP.	W/L	P/S	S	A	T	SAC	HUR	INT	YDS	LG	KD	FF	FR
SEP 12	BAL	W	0/0						INACTIVE					
DENVER BRONCOS (JOINED TEAM ON 11/1)														
NOV 7	SD	W	0/0						INACTIVE					
NOV 14	SEA	L	1/0	0	0	0	0.0	0	0	0	0	0	0	0
NOV 21	OAK	W	1/0	1	0	1	0.0	0	0	0	0	0	0	0
NOV 28	KC	L	1/0	1	2	3	0.0	0	0	0	0	0	0	0
DEC 5	JAX	L	0/0						INACTIVE					
DEC 12	SEA	W	0/0						INACTIVE					
DEC 19	DET	W	1/0	1	0	1	0.0	0	0	0	0	0	0	0
JAN 2	SD	L	1/0	1	0	1	0.0	0	0	0	0	0	0	0
TOTALS			5/0	4	2	6	0.0	0	0	0	0	0	0	0

2000 PHILADELPHIA EAGLES

DATE	OPP.	W/L	P/S	S	A	T	SAC	HUR	INT	YDS	LG	KD	FF	FR
SEP 3	DAL	W	1/0	1	0	1	0.0	0	0	0	0	0	0	0
SEP 10	NYG	L	1/0	2	1	3	0.0	1	0	0	0	0	0	0
SEP 17	GB	L	1/0	2	1	3	1.0	1	0	0	0	0	0	0
SEP 24	NO	W	1/0	2	0	2	1.0	0	0	0	0	0	0	0
OCT 1	ATL	W	1/0	1	0	1	0.0	0	0	0	0	0	0	0
OCT 8	WAS	L	1/0	3	1	4	0.0	1	0	0	0	0	0	0
OCT 15	ARZ	W	1/0	0	1	1	0.0	1	0	0	0	0	0	0
OCT 22	CHI	W	1/0	1	3	4	0.5	0	0	0	0	0	0	0
OCT 29	NYG	L	1/0	2	1	3	0.0	1	0	0	0	0	1	0
NOV 5	DAL	W	1/0	2	1	3	0.0	0	0	0	0	0	0	0
NOV 12	PIT	W	1/0	3	2	5	0.0	1	0	0	0	0	0	0
NOV 19	ARZ	W	1/0	3	2	5	1.0	2	0	0	0	0	0	0
NOV 26	WAS	W	1/0	4	3	7	0.0	1	0	0	0	0	0	0
DEC 3	TEN	L	1/0	1	0	1	0.0	2	0	0	0	0	0	0
DEC 10	CLE	W	1/0	1	1	2	0.0	1	0	0	0	0	0	0
DEC 24	CIN	W	1/0	3	0	3	0.0	1	0	0	0	0	0	0
TOTALS			16/0	31	17	48	3.5	13	0	0	0	0	0	1
PLAYOFFS														
DEC 31	TB	W	1/0	0	0	0	0.0	0	0	0	0	0	0	0
JAN 7	NYG	L	1/0	2	1	3	0.0	0	0	0	0	0	0	0
TOTALS			2/0	2	1	3	0.0	0	0	0	0	0	0	0


2001

DATE	OPP.	W/L	P/S	S	A	T	SAC	HUR	INT	YDS	LG	KD	FF	FR
SEP 9	STL	L	1/0	1	2	3	0.0	0	0	0	0	0	0	0
SEP 23	SEA	W	1/0	0	1	1	0.0	1	0	0	0	0	0	0
SEP 30	DAL	W	1/0	0	1	1	0.0	1	0	0	0	0	0	0
OCT 7	ARZ	L	1/0	1	0	1	0.0	0	0	0	0	0	0	0
OCT 22	NYG	W	1/0	2	1	3	0.0	3	0	0	0	0	0	0
OCT 28	OAK	L	1/0	2	0	2	0.0	0	0	0	0	0	0	0
NOV 4	ARZ	W	1/0	0	1	1	0.0	0	0	0	0	0	0	0
NOV 11	MIN	W	1/0	2	1	3	1.0	1	0	0	0	0	0	0
NOV 18	DAL	W	1/0	1	1	2	0.0	1	0	0	0	0	0	0
NOV 25	WAS	L	1/0	1	0	1	0.0	1						

PAUL GRASMANIS' CAREER STATISTICS

YEAR	TEAM	GP/GS	TACKLES			QUARTERBACK				
			SOLO	AST	TOT	SACKS	HUR	KD	FF	FR
1996	CHI.	14/3	7	15	22	0.0	NA	0	0	0
1997	CHI.	16/1	13	10	23	0.5	NA	0	0	1
1998	CHI.	15/0	12	8	20	1.0	NA	0	0	0
1999	DEN.	5/0	4	2	6	0.0	0	0	0	0
2000	PHIL.	16/0	31	17	48	3.5	13	0	1	0
2001	PHIL.	14/2	12	10	22	2.0	13	0	0	0
TOTALS		80/6	79	62	141	7.0	26	0	1	1
PLAYOFFS										
2000	PHIL.	2/0	2	1	3	0	0	0	0	0
2001	PHIL.	3/3	5	3	8	0	0	0	0	0
TOTALS		5/3	7	4	11	0	0	0	0	0

CAREER HIGHS: TACKLES - Total 7 (twice) last at Wash. 11/26/00, Solo 4 at Wash. 11/26/00; SACKS - 1 (6 times) last vs. Min. 11/11/01
MILESTONES: First start: vs. GB 10/6/96, First sack: at StL 12/14/97 (QB Tony Banks).



After moving from safety to cornerback during training camp, William Hampton saw playing time primarily on special teams in 2001. Hampton originally joined the Eagles practice squad on 8/31/00. He first entered the NFL in 2000, when he attended training camp with the Denver Broncos. Hampton was a Canadian Football League standout from 1997-99, when he returned 5 of 16 career interceptions for TDs for the Calgary Stampeders. In 1999, he ranked 2nd in the league with 8 interceptions, including 3 returned for TDs.

BIRDSEED:

- Spent 1997-98 as a long-term substitute teacher at the Forrest Park Elementary school in Little Rock, AK. While there he taught 3rd, 4th and 5th graders. His mother, Carolyn Alexander, was a computer teacher for 15 years

CAREER HIGHLIGHTS:

- In 2001, appeared in 13 games primarily as a special teamer, logging 11 tackles and 121 production points.
- At Dal. (11/18/01), made his first career interception as he picked off Ryan Leaf and raced 33 yards for a TD late in the 4th quarter. The following week at KC (11/29), recovered a muffed punt setting up the Eagles first TD of the game
- In his most extensive action on defense at TB (1/6/02), recorded 6 tackles and 1 KD

Position: Cornerback
Height, Weight: 5-10, 190
Born: 3/7/75 in Little Rock, AK
College: Murray State
High School: McClellan, Little Rock, AK
NFL Experience: 2nd (2nd as an Eagle)
Acquired by Eagles: FA - 2000
Originally joined NFL: Signed as free agent by Denver in 2000



PERSONAL:

- He and his fiancé, Leigh-Ann, have a daughter Taylor (7/21/01). He resides in Voorhees, NJ, and Calgary, Alberta, Canada during the offseason
- His most memorable football moment was when he intercepted Doug Flutie in the CFL and returned it for a TD
- List of favorites: Gladiator (movie), Fat Albert (cartoon), biology (subject in school) and 76ers (non-football team)
- Full name: William Hampton

COLLEGE:

Was a four-year starter at Murray State where he set a school record with 19 INTs and set a NCAA record with six interceptions returned for touchdowns in his career. Earned All-America accolades and captured Ohio Valley Conference Defensive Player of the Year honors as a junior with 8 INTs (4 ret'd. for TDs).


HAMPTON GAME-BY-GAME

2001 PHILADELPHIA EAGLES													
DATE	OPP.	W/L	P/S	S	A	T	SAC	HUR	INT	Yds	Lg	FF	FR
Sep 9	@ STL	L	1/0	0	0	0	0.0	0	0	0	0	0	0
Sep 23	@ SEA	W	1/0	0	0	0	0.0	0	0	0	0	0	0
Sep 30	DAL	W	1/0	1	0	1	0.0	0	0	0	0	0	0
Oct 7	ARZ	L	1/0	0	0	0	0.0	0	0	0	0	0	0
Oct 22	@ NYG	W	1/0	0	0	0	0.0	0	0	0	0	0	0
Oct 28	OAK	L	1/0	0	0	0	0.0	0	0	0	0	0	0
Nov 4	@ ARZ	W	1/0	0	0	0	0.0	0	0	0	0	0	0
Nov 11	MIN	W	1/0	0	0	0	0.0	0	0	0	0	0	0
Nov 18	@ DAL	W	1/0	0	0	0	0.0	0	1	33	33T	0	0
Nov 25	WAS	L	1/0	0	0	0	0.0	0	0	0	0	0	0
Nov 29	@ KC	W	1/0	0	0	0	0.0	0	0	0	0	0	0
Dec 9	SD	W	1/0	0	0	0	0.0	0	0	0	0	0	0
Dec 16	@ WAS	W	0/0						INACTIVE				
Dec 22	@ SF	L	0/0						INACTIVE				
Dec 30	NYG	W	0/0						INACTIVE				
JAN 6	@ TB	W	1/0	4	2	6	0.0	0	0	0	0	1	0
TOTALS			13/0	5	2	7	0.0	0	1	33	33T	1	0
PLAYOFFS													
JAN 12	TB	W	1/0	0	0	0	0.0	0	0	0	0	0	0
JAN 19	@ CHI	W	1/0	0	0	0	0.0	0	0	0	0	0	0
JAN 27	@ STL	L	1/0	0	0	0	0.0	0	0	0	0	0	0
TOTALS			3/0	0	0	0	0.0	0	0	0	0	0	0

WILLIAM HAMPTON'S CAREER STATISTICS

YEAR	TEAM	GP/GS	TACKLES			QUARTERBACK		PASSES DEFENDED						
			SOLO	AST	TOT	SACKS	HUR	INT	Yds	LG	KD	FF	FR	STT
2001	PHIL.	13/0	5	2	7	0.0	0	1	33T	33	1	0	0	11
PLAYOFFS														
2001	PHIL.	3/0	0	0	0	0.0	0	0	0	0	0	0	0	0
ADDITIONAL CAREER STATISTICS														
TOUCHDOWNS: at Dal. 11/18/01 (33-yd. INT ret., QB Ryan Leaf)														
CAREER HIGHS: TACKLES - Total 6 at TB 1/6/02; Solo 4 at TB 1/6/02, INTs 1 at Dal. 11/18/01, Long 33T at Dal. 11/18/01														
MILESTONE: First INT: at Dal. 11/18/01 (QB Ryan Leaf).														





31 AL HARRIS

Position: Cornerback
Height, Weight: 6-1, 185
Born: 12/7/74 in Pompano Beach, FL
College: Texas A&M-Kingsville
High School: Ely, Pompano Beach, FL
NFL Experience: 5th (5th as an Eagle)
Acquired by Eagles: Waivers (TB) 1998
Originally joined NFL: D6-97 by Tampa Bay (169th selection overall)

The NBA has an honor given to the best player off the bench. Al Harris could easily have won the gridiron version of that award after each of the past four seasons in Philadelphia. Considered by his teammates and coaches as the best 3rd cornerback in the NFL, Harris excels in man-to-man coverage and is one of the more confident players roaming the Eagles secondary. The trio of Harris, three-time Pro Bowler Troy Vincent and Bobby Taylor make up one of the best cornerback tandems in the league and completes one of the best secondaries in the game with safeties Brian Dawkins and Blaine Bishop. When Philadelphia claimed Harris off waivers from Tampa Bay on 8/31/98, they added an excitable defender with an extremely colorful field presence.

BIRDSEED:

- An avid golfer, he played in the 2001 and 2002 NFL Golf Classics in Montclair, NJ. In 2001, Harris was paired with golfing greats Tom Watson and Jim Dent. His favorite course is TPC Eagle Trace in Coral Springs, FL, where he is a member. Harris likes to wear his old-school knickers on the golf course. He is currently a 19 handicap
- Owns two English Bulldogs named Clark and Petey. "I love bulldogs," said Harris. "They just love to be lazy." He gave his pitbull Domino to fellow cornerback Bobby Taylor in the offseason. Domino had also been a member of Troy Vincent's household for a short time
- Said Harris about the abundance of Texas A&M-Kingsville players in the NFL (including current teammate Jermaine Mayberry), "We had a saying at Kingsville: If you want to play in the Cotton Bowl, go to Texas A&M. If you want to go to the NFL, go to A&M-Kingsville."

CAREER HIGHLIGHTS:

- Tied with LB Ike Reese for the most consecutive regular season games (80) played as an Eagle, including 19 starts
 - Started 6 games in 1999 and ranked tied for 2nd on team with 4 INTs. His 151 INT return yards ranked first in the NFC and 5th in the NFL
 - Registered his first NFL interception off Jake Plummer vs. Arz. (9/12/99) and returned it 33 yards to set up a TD.
 - His 84-yd. INT return off of Drew Bledsoe vs. NE (12/19/99) was the longest-ever by an Eagle at Veterans Stadium. Two weeks later vs. STL (1/2), intercepted a Joe Germaine pass and returned it 17 yds. for his first career TD
 - Signed a five-year contract extension with the Eagles on 11/6/99
 - After being claimed off waivers from the Bucs on 8/31/98, Harris was in the starting lineup days later in place of Bobby Taylor (shoulder) and went on to start the next 4 contests at RCB
 - Spent the 1999 season on the Bucs practice squad
- PERSONAL:**
- Single and resides in Coral Springs, FL. Has a son, Alshinard, Jr. (11/19/95)
 - Lettered in football and track at Ely HS, where he was a teammate of Eagles DT Corey Simon
 - Majored in health and kinesiology



MEDIA GUIDE

- Enjoys video games and fishing.
- List of favorites: Sean Connery (actor), Whoopi Goldberg (actress), Scarface (movie), SportsCenter (TV show), www.gridiron.com (website), Philadelphia 76ers (non-football team), Jaguar XK (car), and Bo Jackson (childhood hero)
- Full name: Alshinard Harris

COLLEGE:

Transferred to Texas A&M-Kingsville from Trinity Valley Junior College (TX). In two seasons with the Javelinas, he racked up 9 INTs and 14 KDs. Grabbed 5 of those INTs as a senior en route to 1st team All-Lone Star Conf. honors. In his two JUCO seasons recorded 121 tackles and 8 INTs and was a teammate of NFL WR Albert Connell.

HARRIS GAME-BY-GAME

1998 PHILADELPHIA EAGLES

DATE	OPP.	W/L	P/S	S	A	T	Sac	Hur	Int	Yds	Lg	KD	FF	FR
Sep 6	SEA	L	1/1	4	1	5	0.0	0	0	0	0	0	0	0
Sep 13	Atl	L	1/1	4	1	5	0.0	0	0	0	0	0	0	0
Sep 20	Arz	L	1/1	6	2	8	0.0	0	0	0	0	2	0	0
Sep 27	KC	L	1/1	4	1	5	0.0	0	0	0	0	1	0	0
Oct 4	Den	L	1/1	6	1	7	0.0	0	0	0	0	0	0	0
Oct 11	Was	W	1/0	0	0	0	0.0	0	0	0	0	0	0	0
Oct 18	SD	L	1/0	0	0	0	0.0	0	0	0	0	0	0	0
Nov 2	DAL	L	1/0	1	0	1	0.0	0	0	0	0	0	0	0
Nov 8	DET	W	1/0	1	0	1	0.0	0	0	0	0	0	0	0
Nov 15	Was	L	1/1	4	2	6	0.0	0	0	0	0	0	0	0
Nov 22	NYG	L	1/0	1	0	1	0.0	0	0	0	0	1	0	0
Nov 29	GB	L	1/0	2	0	2	0.0	0	0	0	0	0	0	0
Dec 3	StL	W	1/0	1	0	1	0.0	0	0	0	0	1	0	0
Dec 13	Arz	L	1/0	2	0	2	0.0	0	0	0	0	0	0	0
Dec 20	DAL	L	1/1	5	0	5	0.0	0	0	0	0	0	0	0
Dec 27	NYG	L	1/0	4	0	4	0.0	0	0	0	0	0	0	0
TOTALS			16/7	45	8	53	0.0	0	0	0	0	5	0	0

1999

DATE	OPP.	W/L	P/S	S	A	T	Sac	Hur	Int	Yds	Lg	KD	FF	FR
Sep 12	Arz	L	1/1	5	0	5	0.0	0	1	33	33	0	0	0
Sep 19	TB	L	1/1	2	3	5	0.0	0	0	0	0	0	0	0
Sep 26	Buf	L	1/0	1	0	1	0.0	0	0	0	0	0	0	0
Oct 3	NYG	L	1/0	0	0	0	0.0	0	0	0	0	1	0	0
Oct 10	DAL	W	1/0	1	0	1	0.0	0	0	0	0	4	0	0
Oct 17	Chi	W	1/0	3	0	3	0.0	0	0	0	0	3	0	0
Oct 24	MIA	L	1/1	4	1	5	0.0	0	0	0	0	0	0	0
Oct 31	NYG	L	1/1	2	1	3	0.0	0	0	0	0	1	0	0
Nov 7	Car	L	1/0	1	0	1	0.0	0	0	0	0	1	0	0
Nov 14	Was	W	1/0	2	0	2	0.0	0	1	17	17	0	0	0
Nov 21	Ind	L	1/0	1	0	1	0.0	0	0	0	0	0	0	0
Nov 28	Was	L	1/0	5	0	5	0.0	0	0	0	0	1	0	0
Dec 5	Arz	L	1/1	1	2	3	0.0	0	0	0	0	0	0	0
Dec 12	DAL	L	1/0	1	1	2	0.0	0	0	0	0	1	0	0
Dec 19	NE	W	1/0	2	1	3	0.0	0	1	84	84	1	0	0
Jan 2	StL	W	1/1	0	0	0	0.0	0	1	17	17	0	0	0
TOTALS			16/6	31	9	40	0.0	0	4	151	84	13	0	0

2000

DATE	OPP.	W/L	P/S	S	A	T	Sac	Hur	Int	Yds	Lg	KD	FF	FR
Sep 3	DAL	W	1/1	2	0	2	0.0	0	0	0	0	0	1	0
Sep 10	NYG	L	1/0	1	1	2	0.0	0	0	0	0	0	0	0
Sep 17	GB	L	1/1	0	0	0	0.0	0	0	0	0	0	0	0
Sep 24	NO	W	1/0	1	0	1	0.0	0	0	0	0	0	0	0
Oct 1	Atl	W	1/0	2	1	3	0.0	0	0	0	0	0	0	0
Oct 8	Was	L	1/0	0	0	0	0.0	0	0	0	0	0	0	0
Oct 15	Arz	W	1/0	3	0	3	0.0	0	0	1	1	0	0	0
Oct 22	Chi	W	1/0	3	0	3	0.0	0	0	0	0	0	0	0
Oct 29	NYG	L	1/1	2	1	3	0.0	0	0	0	0	2	0	0
Nov 5	DAL	W	1/0	1	0	1	0.0	0	0	0	0	0	0	0
Nov 12	Pit	W	1/0	0	0	0	0.0	0	0	0	0	0	0	0
Nov 19	Arz	W	1/0	3	1	4	0.0	0	0	0	0	0	0	0
Nov 26	Was	W	1/0	1	1	2	0.0	0	0	0	0	0	0	0
Dec 3	Ten	L	1/1	0	2	2	0.0	0	0	0	0	0	0	0
Dec 10	CLE	W	1/0	2	3	5	0.0	0	0	0	0	0	0	0
Dec 24	CIN	W	1/0	1	0	1	0.0	0	0	0	0	0	0	0
TOTALS			16/4	22	10	32	0.0	0	0	1	1	3	0	0

PLAYOFFS

Dec 31	TB	W	1/0	2	0	2	0.0	0	0	0	0	1	0	0
Jan 7	NYG	L	1/0	0	0	0	0.0	0	0	0	0	1	0	0
TOTALS			2/0	2	0	2	0.0	0	0	0	0	2	0	0

2001

DATE	OPP.	W/L	P/S	S	A	T	Sac	Hur	Int	Yds	Lg	KD	FF	FR
Sep 9	StL	L	1/0	0	0	0	0.0	0	0	0	0	0	0	0
Sep 23	SEA	W	1/0	0	0	0	0.0	0	0	0	0	0	0	0
Sep 30	DAL	L	1/0	2	1	3	0.0	0	1	14	14	1	0	0
Oct 7	Arz	L	1/0	2	0	2	0.0	0	0	0	0	2	0	0
Oct 22	NYG	W	1/0	0	0	0	0.0	1	0	0	0	0	0	0
Oct 28	Oak	L	1/0	1	0	1	0.0	0	0	0	0	0	0	0
Nov 4	DAL	W	1/0	3	0	3	0.0	0	0	0	0	0	0	0
Nov 11	Min	W	1/0	3	2	5	0.0	0	0	0	0	0	0	0
Nov 18	DAL	W	1/0	1	0	1	0.0	0	0	0	0	0	0	0
Nov 25	Was	L	1/0	1	0	1	0.0	0	0	0	0	0	0	0
Nov 29	KC	W	1/0	1	0	1	0.0	0	1	8	8	0	0	0
Dec 9	SD	W	1/0	1	0	1	0.0	0	0	0	0	0	2	0
Dec 16	Was	W	1/0	1	0	1	0.0	0	0	0	0	0	0	0
Dec 22	SF	L	1/1	1	0	1	0.0	0	0	0	0	2	0	0
Dec 30	NYG	W	1/0	0	0	0	0.0	0	0	0	0	0	1	0
Jan 6	TB	W	1/1	0	1	1	0.0	0	0	0	0	0	1	0
TOTALS			16/2	17	4	21	0.0	1	2	22	14	8	0	0

PLAYOFFS

Jan 12	TB	W	1/0	4	0	4	0.0	0	0	0	0	1	0	0
Jan 19	Chi	W	1/0	1	0	1	0.0	0	0	0	0	0	0	0
Jan 27	StL	L	1/0	0	0	0	0.0	0	0	0	0	1	0	0
TOTALS			3/0	5	0	5	0.0	0	0	0	0	2	0	0



AL HARRIS' CAREER STATISTICS


YEAR	TEAM	GP/GS	TACKLES			QUARTERBACK		PASSES DEFENDED						
			SOLO	AST	TOT	SACKS	HUR	INT	Yds	LG	KD	FF	FR	STT
1998	PHIL.	16/7	45	8	53	0.0	0	0	0	0	5	0	0	2
1999	PHIL.	16/6	31	9	40	0.0	0	4	151	84	13	0	0	0
2000	PHIL.	16/4	22	10	32	0.0	0	0	1	1	3	0	0	0
2001	PHIL.	16/2	17	4	21	0.0	1	2	22	14	8	0	0	0
TOTALS		64/19	115	31	146	0.0	1	6	174	84	29	0	0	2
PLAYOFFS														
2000	PHIL.	2/0	2	0	2	0.0	0	0	0	0	2	0	0	0
2001	PHIL.	3/0	5	0	5	0.0	0	0	0	0	2	0	0	0
TOTALS		5/0	7	0	7	0.0	0	0	0	0	4	0	0	0

ADDITIONAL CAREER STATISTICS

TOUCHDOWNS: vs. StL 1/2/00 (17-yd. INT ret., QB Joe Germaine)

CAREER HIGHS: TACKLES - Total 8 at Arz. 9/20/98; Solo 6 (twice) last at Den. 10/4/98; INTS - 1 (6 times) last at KC 11/29/01, Long 84 yds. vs. NE 12/19/99

MILESTONES: First game and start: vs. Sea. 9/6/98, First INT: vs. Arz. 9/12/99 (QB Jake Plummer).



Position: Free Safety
Height, Weight: 6-0, 190
Born: 6/8/78 in Phoenix, AZ
College: Missouri
High School: Carl Albert, Midwest City, OK
NFL Experience: 2nd (2nd as an Eagle)
Acquired by Eagles: FA - 2001
Originally joined NFL: Same as above

After solidly competing for a roster spot in the 2001 training camp, Jones injured his right shoulder on 8/16/01. He was then placed on Injured Reserve for the remainder of the season after undergoing a successful right shoulder stabilization procedure on 8/28/01 by team orthopedic surgeons, Dr. Peter DeLuca and Dr. Arthur Bartolozzi.


PERSONAL:

- Single and resides in Voorhees, NJ
- Played wide receiver and free safety at Albert (OK) HS and helped his squad win the Oklahoma state football championship as a sophomore
- Also lettered in basketball and baseball
- Majored in agriculture and earned all-conference academic honors
- Enjoys studying the Bible, playing PlayStation 2 (Max Payne, Grand Theft Auto), watching DVDs (Training Day is his favorite) and spending time with girlfriend Amanda Waters
- Full name: Julian Deon Jones

COLLEGE:

Finished his four-year career at Missouri with 212 tackles and 8 INTs in 43 games (finished with 21 straight starts). Was a two-time All-Big Twelve selection. As a senior, started 10 games, recording 39 tackles and 1 INT. As a junior free safety, recorded career-highs in tackles (91) and INTs (6). As a sophomore, was named the MVP of the 1998 Insight.com Bowl. Played for Eagles special teams quality control coach Dave Toub at Missouri





Position: Defensive End/Linebacker
Height, Weight: 6-3, 265
Born: 8/3/75 in Baltimore, MD
College: Rice
High School: Marshall, San Antonio, TX
NFL Experience: 6th (3rd as an Eagle)
Acquired by Eagles: UFA (Wash) 2001
Originally joined NFL: D5a-97 by Philadelphia (152nd selection overall)

A valued member of the Eagles special teams units and a reserve outside linebacker and defensive end, Kalu re-joined the Eagles on 3/12/01, signing a five-year pact with the team that originally drafted him in 1997. Kalu spent the previous three seasons with the Washington Redskins.

BIRDSEED:

- Is the CEO and founder of Sore-Loser Athletic Wear. Kalu has had Eagles LB Shawn Barber, Chiefs RB Priest Holmes and Redskins LB LaVar Arrington model for the clothing line. For more information log on to www.sore-loser.com
- Prefers to go by "N.D." because the pronunciation of his given name Ndukwe, (EN-doo-kway) is mispronounced so often. In the Ibo language, Ndukwe means "long life and prosperity" and Kalu means "god of thunder"
- Earned his degree in English this past offseason

after completing the 13 credits remaining since entering the NFL in 1997. He walked at Rice University's graduation ceremony on May 11, 2002

CAREER HIGHLIGHTS:

- Despite a nagging ankle injury suffered in the pre-season, had 20 tackles and 3 sacks as he appeared in 14 games of 2001 and all 3 playoff matchups
- Blocked the first punt of his career vs. Dal. (9/30/01) when he victimized Micah Knorr deep in Cowboys territory; the block was recovered by Eagles LB Ike Reese and converted into a FG
- Saw his most extensive time on defense in the season finale at TB (1/6/02) and set a career-high in tackles (4), including a sack of Shaun King
- Registered his first sack as an Eagle at Arz. (11/4/01), when he dropped Jake Plummer
- Recorded career highs with 25 QB hurries, 13 solo tackles and 3.5 sacks in 1999
- Notched 5 tackles and five blocked passes in the NFC Wild Card game vs. Det. (1/8/00)
- After being released by the Eagles on 8/25/98, saw playing time in 13 games for Was. and made his first career sack vs. the Eagles Rodney Peete (10/11/98)
- The first of two 5th round selections by Philadelphia in 1997, saw action in 3 games on special teams and in passing situations

PERSONAL:

- Welcomed his first child, Karolyn, on 2/6/02. He resides in Houston, TX, in the offseason
- Was the first in his family to be born in the United States (Baltimore, MD) after the family moved from Nigeria
- Was an all-state selection as a senior at John Marshall (TX) HS. In his junior year, led his team to the state Class 5A Division II title along with Chiefs RB Priest Holmes
- Also lettered in basketball and track and set the San Antonio district and city record in the high jump at 7 feet
- Dressed as a Roman Gladiator on Halloween of 2001 and visited the Children's Hospital of Philadelphia with his teammates
- Attended the "Loews Day at the Movies" in January of 2002, where 300 foster children from Camden's Division of Youth and Family Services were treated to an afternoon of fun
- Writes poems and short stories
- Enjoys playing dominoes and reading fiction novels for relaxation



- List of favorites: Nigerian (food), Beverly Hills 90210 (T.V. show) and Jennifer Lopez (actress)

COLLEGE:

A three-year starter at defensive end, set Rice's

school record with 20 career sacks. Played in 44 games with 31 starts and totaled 141 tackles. As a sophomore, earned All-Southwest Conference honors and set a school single-season record with 8 sacks.

N.D. KALU'S CAREER STATISTICS

YEAR	TEAM	GP/GS	TACKLES			QUARTERBACK			KD	FF	FR
			SOLO	AST	TOT	SACKS	HUR				
1997	PHIL.	3/0	0	0	0	0.0	0	0	0	0	
1998	WASH.	13/1	13	2	15	3.0	14	0	0	0	
1999	WASH.	12/0	13	3	16	3.5	25	0	1	0	
2000	WASH.	15/0	3	3	6	1.0	NA	1	0	1	
2001	PHIL.	14/1	12	8	20	3.0	7	0	0	0	
TOTALS		57/2	41	16	57	10.5	46	1	1	1	
PLAYOFFS											
1999	WASH.	2/0	4	1	5	1.0	0	5	0	0	
2001	PHIL.	3/0	1	0	1	0.0	0	0	0	0	
TOTALS		5/0	5	1	6	1.0	0	5	0	0	
ADDITIONAL CAREER STATISTICS											
SPECIAL TEAMS TACKLES: 1997 (1), 1998 (2), 2000 (1), 2001 (0), Total (4)											
BLOCKED PUNTS: vs. Dal. 9/30/01											
CAREER HIGHS: TACKLES - Total 5 vs. Det. 1/8/00 (NFC Wild Card Game), 4 at TB 1/6/02 (regular season), Solo 3 (three times) last at TB 1/6/02; Sacks - 1 (11 times) last at TB 1/6/02											
MILESTONES: First NFL start: vs. SD 9/6/98, First career sack: at Phi. 10/11/98 (QB Rodney Peete).											

OUT OF THIS WORLD !!

The following Eagles have played in NFL Europe:

- David Akers (Berlin Thunder 1999)
- Pita Elisara (Scottish Claymores 2002)
- Clinton Hart (Rhein Fire 2002)
- Tim Hasselbeck (Berlin Thunder 2002)
- Brian McDonald (Frankfurt Galaxy 2002)
- Josh Moore (Rhein Fire 2002)

- Sean Morey (Barcelona Dragons 2000-01)
- Josh Parry (Frankfurt Galaxy 2002)
- Jamie Reader (Scottish Claymores 2000)

Note: Boldface indicates played in NFL Europe in 2002.



MEDIA GUIDE

KALU GAME-BY-GAME

1997 PHILADELPHIA EAGLES

DATE	OPP.	W/L	P/S	S	A	T	Sac	Hur	INT	Yds	Lg	KD	FF	FR
Aug 31 @	NYG	L	1/0	0	0	0	0.0	0	0	0	0	0	0	0
Sep 7	GB	W	1/0	0	0	0	0.0	0	0	0	0	0	0	0
Sep 15 @	DAL	L	0/0						INACTIVE					
Sep 28 @	Min	L	0/0						INACTIVE					
Oct 5	Was	W	1/0	0	0	0	0.0	0	0	0	0	0	0	0
Oct 12 @	Jax	L	0/0						INACTIVE					
Oct 19	Arz	W	0/0						INACTIVE					
Oct 26	Dal	W	0/0						INACTIVE					
Nov 2	Arz	L	0/0						INACTIVE					
Nov 10	SF	L	0/0						INACTIVE/HAND					
Nov 16 @	BAL	T	0/0						INACTIVE/HAND					
Nov 23	Pit	W	0/0						INACTIVE/HAND					
Nov 30	CIN	W	0/0						INACTIVE/HAND					
Dec 7	NYG	L	0/0						INACTIVE/HAND					
Dec 14 @	Atl	L	0/0						INACTIVE/HAND					
Dec 21 @	Was	L	0/0						INACTIVE/HAND					
TOTALS			3/0	0	0	0	0.0	0	0	0	0	0	0	0

1998 WASHINGTON REDSKINS

DATE	OPP.	W/L	P/S	S	A	T	Sac	Hur	INT	Yds	Lg	KD	FF	FR
Sep 6	NYG	L	0/0						INACTIVE					
Sep 14	SF	L	0/0						INACTIVE					
Sep 20 @	SEA	L	1/0	0	0	0	0.0	0	0	0	0	0	0	0
Sep 27	DEN	L	0/0						DNP/DRESSED					
Oct 4	DAL	L	1/0	1	0	1	0.0	0	0	0	0	0	0	0
Oct 11 @	PHI	L	1/0	2	1	3	1.0	1	0	0	0	0	0	0
Oct 18 @	Min	L	1/0	2	0	2	0.0	1	0	0	0	0	0	0
Nov 1	NYG	W	1/0	0	0	0	0.0	0	1	0	0	0	0	0
Nov 8 @	Arz	L	1/0	1	0	1	0.0	1	0	0	0	0	0	0
Nov 15	PHI	W	1/0	0	0	0	0.0	0	0	0	0	0	0	0
Nov 22	Arz	L	1/0	0	0	0	0.0	0	0	0	0	0	0	0
Nov 29 @	OAK	W	1/0	0	0	0	0.0	4	0	0	0	0	0	0
Dec 6	SD	W	1/1	2	1	3	0.0	1	0	0	0	0	0	0
Dec 13 @	Car	W	1/0	3	0	3	1.0	2	0	0	0	0	0	0
Dec 19	TB	W	1/0	1	0	1	0.0	3	0	0	0	0	0	0
Dec 27 @	DAL	L	1/0	1	0	1	1.0	0	0	0	0	0	0	0
TOTALS			13/1	13	2	15	3.0	14	0	0	0	0	0	0

1999

DATE	OPP.	W/L	P/S	S	A	T	Sac	Hur	INT	Yds	Lg	KD	FF	FR
Sep 12	DAL	L	1/0	1	1	2	0.0	1	0	0	0	0	0	0
Sep 19 @	NYG	W	1/0	0	1	1	0.0	1	0	0	0	0	0	0
Sep 26 @	NYJ	W	1/0	1	0	1	0.0	1	0	0	0	0	0	0
Oct 3	Car	W	1/0	2	0	2	1.0	3	0	0	0	0	0	0
Oct 17 @	Arz	W	1/0	2	0	2	0.0	2	0	0	0	0	0	0
Oct 24 @	DAL	L	0/0						INACTIVE/FOOT					
Oct 31	Chi	W	0/0						INACTIVE/FOOT					
Nov 7	Buf	L	0/0						INACTIVE/FOOT					
Nov 14 @	PHI	L	0/0						INACTIVE/FOOT					
Nov 21	NYG	W	1/0	1	0	1	1.0	3	0	0	0	0	1	0
Nov 28	PHI	W	1/0	1	0	1	0.0	1	0	0	0	0	0	0
Dec 5 @	DET	L	1/0	1	1	2	0.5	0	0	0	0	0	0	0
Dec 12	Arz	W	1/0	0	0	0	0.0	3	0	0	0	0	0	0
Dec 19 @	IND	L	1/0	0	0	0	0.0	3	0	0	0	0	0	0
Dec 26 @	SF	W	1/0	1	0	1	0.0	4	0	0	0	0	0	0
JAN 2	MIA	W	1/0	3	0	3	1.0	3	0	0	0	0	0	0
TOTALS			12/0	13	3	16	3.5	25	0	0	0	0	1	0

PLAYOFFS

JAN 8	DET	W	1/0	4	1	5	1.0	0	0	0	0	5	0	0
JAN 15 @	TB	L	1/0	0	0	0	0.0	0	0	0	0	0	0	0
TOTALS			2/0	4	1	5	1.0	0	0	0	0	5	0	0

2000

DATE	OPP.	W/L	P/S	S	A	T	Sac	Hur	INT	Yds	Lg	KD	FF	FR
Sep 3	Car	W	1/0	0	0	0	0.0	0	0	0	0	0	0	1
Sep 10 @	DET	L	1/0	0	0	0	0.0	0	0	0	0	0	0	0
Sep 18	DAL	L	1/0	0	0	0	0.0	0	0	0	0	0	0	0
Sep 24 @	NYG	W	1/0	0	1	1	0.0	0	0	0	0	0	1	0
Oct 1	TB	W	1/0	0	0	0	0.0	0	0	0	0	0	0	0
Oct 8	PHI	W	1/0	0	0	0	0.0	0	0	0	0	0	0	0
Oct 15	BAL	W	1/0	0	0	0	0.0	0	0	0	0	0	0	0
Oct 22 @	JAK	W	1/0	1	0	1	1.0	0	0	0	0	0	0	0
Oct 30	TEN	L	1/0	0	1	1	0.0	0	0	0	0	0	0	0
Nov 5 @	Arz	L	1/0	1	0	1	0.0	0	0	0	0	0	0	0
Nov 20 @	STL	W	1/0	0	0	0	0.0	0	0	0	0	0	0	0
Nov 26	PHI	L	1/0	0	0	0	0.0	0	0	0	0	0	0	0
Dec 3	NYG	L	1/0	0	0	0	0.0	0	0	0	0	0	0	0
Dec 10 @	DAL	L	1/0	1	1	2	0.0	0	0	0	0	0	0	0
Dec 16 @	PIT	L	1/0	0	0	0	0.0	0	0	0	0	0	0	0
Dec 24	Arz	W	0/0						INACTIVE/RIS					
TOTALS			15/0	3	3	6	1.0	0	0	0	0	1	0	1


2001 PHILADELPHIA EAGLES

DATE	OPP.	W/L	P/S	S	A	T	Sac	Hur	INT	Yds	Lg	KD	FF	FR
Sep 9	STL	L	0/0						INACTIVE/ANKLE					
Sep 23 @	SEA	W	0/0						INACTIVE/ANKLE					
Sep 30	DAL	W	1/0	0	1	1	0.0	0	0	0	0	0	0	0
Oct 7	Arz	L	1/0	0	1	1	1.0	0	0	0	0	0	0	0
Oct 22 @	NYG	W	1/0	0	0	0	0.0	0	0	0	0	0	0	0
Oct 28	OAK	L	1/0	2	0	2	0.0	0	0	0	0	0	0	0
Nov 4 @	Arz	W	1/0	2	0	2	0.0	2	0	0	0	0	0	0
Nov 11	MIN	W	1/0	2	1	3	0.0	0	0	0	0	0	0	0
Nov 18 @	DAL	W	1/0	0	1	1	0.0	0	0	0	0	0	0	0
Nov 25	Was	L	1/0	1	1	2	0.0	1	0	0	0	0	0	0
Nov 29 @	KC	W	1/0	0	0	0	0.0	0	0	0	0	0	0	0
Dec 9	SD	W	1/0	0	0	0	0.0	1	0	0	0	0	0	0
Dec 16 @	Was	W	1/0	0	0	0	0.0	1	0	0	0	0	0	0
Dec 22 @	SF	L	1/0	1	1	2	1.0	0	0	0	0	0	0	0
Dec 30	NYG	W	1/0	1	1	2	0.0	0	0	0	0	0	0	0
JAN 6 @	TB	W	1/1	3	1	4	1.0	2	0	0	0	0	0	0
TOTALS			14/1	12	8	20	3.0	7	0	0	0	0	0	0

PLAYOFFS


JAN 12	TB	W	1/0	1	0	1	0.0	0	0	0	0	0	0	0
JAN 19 @	Chi	W	1/0	0	0	0	0.0	0	0	0	0	0	0	0
JAN 27 @	STL	L	1/0	0	0	0	0.0	0	0	0	0	0	0	0
TOTALS			3/0	1	0	1	0.0	0	0	0	0	0	0	0






7 SEAN LANDETA

Position: Punter
Height, Weight: 6-0, 215
Born: 1/6/62 in Baltimore, MD
College: Towson State
High School: Loch Raven, Towson, MD
NFL Experience: 18th (4th as an Eagle)
Acquired by Eagles: UFA (GB) 1999
Originally joined NFL: FA-85 by New York Giants

 Longevity. The Beatles had it. Frank Sinatra had it. The Rolling Stones have it. And even his favorite singer, Jon Bon Jovi, still has it. In Philadelphia, Sean Landeta definitely still has it. Entering his 18th NFL season and 21st as a pro, he is the longest tenured punter in the league's history. The two-time all-decade and Pro Bowler's career has spanned three decades and two leagues. Since joining the Eagles as an unrestricted free agent in 1999, Landeta continues to be a model of reliability as well as a great weapon in the ever-important battle for field position. More impressive than the length of his career is his production. His NFL-record 52,737 career punting yards roughly equates to 29.9 miles, the approximate distance between Philadelphia and Wilmington, DE.



BIRDSEED:

- Landeta and San Diego Chargers QB Doug Flutie (New Jersey Generals) are the only remaining former USFL players active in the NFL
- Joined Lockheed Martin employee volunteers and representatives from Philadelphia Cares and WYSP Radio to deliver and install dozens of computers at Kensington HS as a part of the "Touchdowns for Technology" program. Through this program, Lockheed Martin donated two computers for each touchdown the Eagles scored in 2001 to Philadelphia-area high schools

CAREER HIGHLIGHTS:

- Earned two Super Bowl rings as a member of the NY Giants and two USFL championship rings as a member of the Philadelphia/Baltimore Stars
- Was named to the NFL's All-1990's second team and the All-1980's first team by the Pro Football Hall of Fame selection committee (only Morten Andersen, Gary Anderson, Ronnie Lott, Jerry Rice, Bruce Smith and Reggie White were also selected in both decades)
- Is one of only 10 NFL players with 1,000 punts and his 43.37-yd. avg. leads that group
- Is the only NFL punter to record a 42.0-yd.-plus avg. in 16 different seasons
- Became the first punter to average 50 yards per punt in a game in three different decades
- Has led the NFC in punting four times during his career and has a better than 2-1 ratio on punts inside the 20 vs. touchbacks (332-149)

LANDETA IN THE NFL RECORD BOOKS	
REGULAR SEASON	
Career gross punting average (1,000 punt min.)	
Ranks 1st all-time	43.37 avg.
Career total punts	
Ranks 1st all-time	1,216 punts
Career total punting yardage	
Ranks 1st all-time	52,737
Years of service punting	
Ranks tied for 1st with Lee Johnson	17 years
Punts downed inside the 20	
Ranks 2nd all-time	332 punts
* NFL made inside the 20 an official stat in 1976	
PLAYOFFS	
Career total punts	
Ranks 3rd all-time	78 punts



- In 16 career playoff games, owns a 40.8 yd. avg. on 78 punts and has a greater than 4-to-1 ratio (23-5) of punts landed inside the 20 vs. touchbacks in those games
- Named to the NFL's All-Time All-Pro Team by *Football Digest*
- Has led the NFC in punting four times (1986, '90, '94, and '95) and the entire NFL once (1994)
- Earned NFC Special Teams Player of the Month honors twice (Sept., 1994 and Nov., 1995) and NFC Special Teams player of the week honors 6 times
- His gross punting avg. (43.5 yds.) in 2001 was the highest by an Eagle in 40 years. His net punting avg. (36.4 yds.) was the best output in team history
- His two most recent NFC Special Teams Player of the Week performances were in 2001 at Sea. (9/23/01) with a 5-punt, 52.4 yd. avg. performance, and vs. SD (12/9/01) when he punted 10 times including 4 inside the 20 and surpassed Lee Johnson on the all-time punts list
- Surpassed the 50,000 yd. punting plateau vs. Oak. (10/28/01) and one week later at Arz. (11/4) passed Lee Johnson on the all-time punting yardage list
- Led the NFL with career highs in punts (107) and yards (4,524) after signing with the Eagles on 2/26/99
- Signed by the Packers (2/26/98) after Craig Hentrich signed with the Oilers. Finished the season with a Packer-record 37.1-yd. net avg. (4th in the NFC) and a club-record and career-high 30 punts downed inside the 20
- Joined Tampa Bay on 10/9/97 (when Tommy Barnhardt was placed on the Injured Reserve List) for the remainder of the season
- Had string of 355 punts without a block broken at NYJ (12/14/97). Boomed career-long 74 ydr. earlier in that game
- Finished his three-and-a-half-year stint with the Rams as the franchise's all-time leading punter with a 44.4-yard gross avg. in 56 games. Tied a career-high with a 44.8-yd. avg. (tied for 2nd in the NFC/6th in the NFL) in 1996
- In 1995, his 44.3-yard avg. was tops in NFC and good for 3rd place in the NFL overall. Earned 1st-team All-Pro honors from *USA Today* and 2nd-team All-NFC recognition from UPI. Was named 1st alternate to the NFC Pro Bowl squad and NFC Special Teams Player of the Month for November after posting a 44.2-yard gross and 40.0-yard net avg. on 17

punts. Notched single-game career highs for both punts and yards (10-484) at NYJ (12/3/95)

- Tied his career high with an NFL-leading 44.8-yard avg. on 78 punts in his first full season with the Rams in 1994. A 2nd-team All-NFC pick by UPI, tied a franchise record with a single-game, career-high 52.5-yd. avg. on 4 punts at KC (9/25), en route to NFC Special Teams Player of the Week and Month (Sept.) honors. Stuck a career-high 5 punts inside the 20 vs. Atl. (10/2)
- In 1993, played in 8 games with the Giants, before being released (11/9) and signing three days later with the then LA Rams, where he played in the final 8 games of the season
- In 1990, was a unanimous All-Pro selection for the 2nd consecutive year and earned his 2nd trip to the Pro Bowl as the Giants won Super Bowl XXV over Buffalo
- Was an unanimous All-Pro selection after leading the NFL with a career-high 37.8-yard net avg. in 1989
- Earned All-Pro honors and his first trip to the Pro Bowl by posting a career-high and NFC-leading 44.8-yard gross avg. and a conference-best 37.1-yd. net avg in 1986. Notched a 43.7-yard avg. on 16 postseason punts as the Giants captured Super Bowl XXI with a win over Denver
- After helping the USFL's Phila./Balt. Stars win their second straight championship in the spring, signed with the NFL's New York Giants on 7/14/85. Was a 2nd-team All-NFC selection by UPI and an All-Rookie pick by *Football Digest*
- A 14th-round selection by Philadelphia in the 1983 USFL draft, went on to earn first-team All-USFL honors in 1983 and 1984

PERSONAL:

- Resides in Manhasset, NY, with wife, Pam, and their son, Joseph (3/6/97)
- Majored in communications
- In 2000, participated in "NFL 101," a program that helps to educate women on the sport of football
- Was an all-county and all-metro punter as a senior at Loch Raven HS in Towson, MD
- Has been and continues to be involved in many charities, including the American Cancer Society, the Juvenile Diabetes Foundation, the Leukemia Society of America and the Special Olympics
- Was the Giants 1989 recipient of the Ed Block Courage Award



- Hobbies include watching sporting events, reading, and spending time with his family
- List of favorites: ESPN Classic (TV show), NFL.com (website), Jon Bon Jovi (singer), and The Palm (Philly restaurant).
- Full name: Sean Edward Landeta

COLLEGE:

A three-time All-ECAC selection at Towson State (1980-82), led all Division II punters with a 43.4-yard average in 1980 when he also chipped in with 14 FGs. Ranked among the top five punters in Division II in 1981 and 1982, with 41.1 and 44.7-yard averages, respectively. Earned Kodak Division II All-America and Associated Little All-America honors in 1982.

INJURY HISTORY:

After suffering a season-ending knee injury vs. Phila. (11/22/92), underwent surgery and was placed on the Injured Reserve List for 5 contests. Suffered a lower back injury in season opener vs. Was. (9/5/88), and subsequently spent the remainder of the year on the Injured Reserve List.

LANDETA GAME-BY-GAME

1999 PHILADELPHIA EAGLES

DATE	OPP.	W/L	PUNTS	YDS	AVG	NET	TB	IN20	LG	BLK
SEP 12	Arz	L	7	298	42.6	34.6	2	2	55	0
SEP 19	TB	L	9	370	41.1	37.0	1	0	56	0
SEP 26	@ BUF	L	9	403	49.2	35.2	3	0	60	0
OCT 3	@ NYG	L	7	347	49.6	41.3	0	2	57	0
OCT 10	DAL	W	8	360	45.0	38.1	0	1	55	0
OCT 17	Chi	W	7	222	31.7	29.9	0	3	41	0
OCT 24	@ MIA	L	5	239	47.8	34.0	1	0	53	0
OCT 31	NYG	L	5	210	42.0	36.0	1	2	53	0
NOV 7	@ CAR	L	5	215	43.0	35.6	0	0	50	0
NOV 14	Was	W	4	146	36.5	31.5	0	2	47	0
NOV 21	IND	L	7	277	39.6	34.1	1	1	47	0
NOV 28	Was	L	4	155	38.8	29.0	1	0	50	0
DEC 5	Arz	L	5	210	42.0	35.2	1	0	52	0
DEC 12	DAL	L	8	341	42.6	37.3	1	0	56	0
DEC 19	NE	W	10	365	36.5	29.1	0	3	57	1
JAN 2	STL	W	7	326	46.6	42.3	0	5	57	0
TOTALS			107	4524	42.3	35.1	12	21	60	1

2000

DATE	OPP.	W/L	PUNTS	YARDS	AVG	NET	TB	IN20	LG	BLK
SEP 3	@ DAL	W	2	88	44.0	33.0	1	0	47	0
SEP 10	NYG	L	4	204	51.0	42.5	0	1	59	0
SEP 17	GB	L	9	418	46.4	37.0	2	2	60	0
SEP 24	@ NO	W	7	292	41.7	37.6	1	1	52	0
OCT 1	ATL	W	3	138	46.0	17.7	0	0	53	0
OCT 8	Was	L	7	313	44.7	35.1	1	0	50	0
OCT 15	@ Arz	W	3	141	47.0	37.7	1	2	52	0
OCT 22	Chi	W	7	284	40.6	40.6	0	4	50	0
OCT 29	@ NYG	L	9	334	37.1	36.9	0	4	43	0
NOV 5	DAL	W	6	266	44.3	38.2	0	2	57	0
NOV 12	@ PIT	W	7	290	41.4	37.9	1	2	50	0
NOV 19	Arz	W	3	100	33.3	22.3	0	1	48	0
NOV 26	@ Was	W	4	156	39.0	38.8	0	1	41	0
DEC 3	TEN	L	8	327	40.9	37.4	0	2	45	0
DEC 10	@ CLE	W	4	154	38.5	30.3	1	0	50	0
DEC 24	Chi	W	3	130	43.3	34.7	0	1	48	0
TOTALS			86	3635	42.3	36.0	8	23	60	0
PLAYOFFS										
DEC 31	TB	W	5	183	36.6	34.2	0	2	47	0
JAN 7	@ NYG	L	8	334	41.8	37.3	0	2	53	0
TOTALS			13	517	39.8	36.1	0	4	53	0

2001

DATE	OPP.	W/L	PUNTS	YARDS	AVG	NET	TB	IN20	LG	BLK
SEP 9	STL	L	5	204	40.8	37.8	0	3	48	0
SEP 23	@ SEA	W	5	262	52.4	49.0	0	2	57	0
SEP 30	DAL	W	7	284	40.6	35.7	0	2	52	0
OCT 7	Arz	L	5	207	41.4	32.6	1	0	64	0
OCT 22	@ NYG	W	6	266	44.3	36.0	1	2	49	0
OCT 28	Oak	L	8	368	46.0	41.5	0	0	53	0
NOV 4	@ Arz	W	10	476	47.6	34.9	4	1	60	0
NOV 11	MIN	W	2	61	30.5	30.5	0	2	36	0
NOV 18	@ DAL	W	3	141	47.0	43.0	0	3	54	0
NOV 25	Was	L	7	334	47.7	37.7	0	0	60	0
NOV 29	@ KC	W	5	157	31.4	27.0	0	2	52	0
DEC 9	SD	W	10	414	41.4	34.6	1	4	52	0
DEC 16	@ Was	W	6	293	48.8	38.0	0	0	54	0
DEC 22	SF	L	7	335	47.9	40.1	2	1	59	0
DEC 30	NYG	W	7	257	36.7	29.6	0	3	45	0
JAN 6	@ TB	W	4	162	40.5	34.5	1	1	50	0
TOTALS			97	4221	43.5	36.4	10	26	64	0
PLAYOFFS										
JAN 12	TB	W	6	226	37.7	32.7	1	3	47	0
JAN 19	@ Chi	W	4	166	41.5	38.3	0	1	49	0
JAN 27	@ STL	L	4	157	39.3	39.3	0	1	48	0
TOTALS			14	549	39.2	36.1	1	5	49	0



M E D I A G U I D E

SEAN LANDETA'S CAREER STATISTICS

YEAR	TEAM	GAMES	PUNTS	Yds	Avg	NET	TB	In20	LG	Blk
UNITED STATES FOOTBALL LEAGUE										
1983	PHIL.	18	86	3,601	41.9	36.5	8	31	72	0
1984	PHIL.	18	53	2,171	41.0	38.1	4	18	65	0
1985	BALT.	18	65	2,718	41.8	33.2	NA	18	65	0
NATIONAL FOOTBALL LEAGUE										
1985	NYG	16	81	3,472	42.9	36.4	14	20	68	0
1986	NYG	16	79	3,539	44.8	37.1	11	24	61	0
1987	NYG	12	65	2,773	42.7	31.0	6	13	64	1
1988	NYG	1	6	222	37.0	35.8	0	1	53	0
1989	NYG	16	70	3,019	43.1	37.8	7	19	71	0
1990	NYG	16	75	3,306	44.0	37.3	11	24	67	0
1991	NYG	15	64	2,768	43.3	35.3	8	16	61	0
1992	NYG	11	53	2,317	43.7	31.5	9	13	71	2
1993	NYG	8	33	1,390	42.1	35.0	3	11	57	1
	RAMS	8	42	1,825	43.5	32.9	7	7	66	0
1994	RAMS	16	78	3,494	44.8	34.3	9	23	62	0
1995	RAMS	16	83	3,679	44.3	36.7	12	23	63	0
1996	RAMS	16	78	3,491	44.8	36.1	9	23	70	0
1997	TB	10	54	2,274	42.1	34.1	6	15	74	1
1998	GB	16	65	2,788	42.9	37.1	7	30	72	0
1999	PHIL.	16	107	4,524	42.3	35.1	12	21	60	1
2000	PHIL.	16	86	3,635	42.3	36.0	8	23	60	0
2001	PHIL.	16	97	4,221	43.5	36.4	10	26	64	0
NFL TOTALS		241	1,216	52,737	43.4	35.4	149	332	74	6
USFL TOTALS		54	204	8,490	41.6	35.9	NA	67	72	0
PLAYOFFS										
1985	NYG	2	14	526	37.6	33.9	1	4	63	0
1986	NYG	3	16	699	43.7	38.8	2	3	59	0
1990	NYG	3	10	421	42.1	NA	1	4	NA	0
1997	TB	2	9	371	41.2	35.4	0	3	50	0
1998	GB	1	2	101	50.5	37.5	0	0	54	0
2000	PHIL.	2	13	517	39.8	36.1	0	4	53	0
2001	PHIL.	3	14	549	39.2	36.1	1	5	49	0
TOTALS		16	78	3,184	40.8	36.3	5	23	63	0


ADDITIONAL CAREER STATISTICS

PASSING: 1-0-0 in 1985; RUSHING: 2-0 in 1996

CAREER HIGHS: PUNTS - No. 10 (5 times) last vs. SD 12/9/01; Yds. 484 at NYJ 12/3/95; Avg. (min. 4 att.) 52.5 at K.C. 9/25/94; Long 74 at NYJ 12/14/97; In20 5 (twice) vs. StL 1/2/00

MILESTONES: First NFL game and punt: vs. Phi 9/8/85, 200th NFL game: at Mia. 10/24/99, 1,000th NFL punt: at Was. 11/28/99, 50,000th punting yard: vs. Oak. 10/28/01.





89 CHAD LEWIS

Position: Tight End
Height, Weight: 6-6, 252
Born: 10/5/71 in Fort Dix, NJ
College: Brigham Young
High School: Orem, Orem, UT
NFL Experience: 6th (6th as an Eagle)
Acquired by Eagles: Waivers (StL) 1999
Originally joined NFL: Signed as rookie free agent by Philadelphia in 1997



Most sons look up to their fathers as role models. In Chad Lewis' case, he also looks to his dad as his source for inspiration. On July 2, 1990, three months before Chad was to leave on his LDS mission, Dr. Roger Lewis suffered a stroke because of an abscessed tooth. He was told he may never walk again. When he left the hospital two months later under his own power, though, his son felt the

same pride most fathers have watching their sons succeed. Lewis may look to his father for inspiration, but he himself has a truly inspiring story. Now a two-time Pro Bowl selection, he began the journey to his NFL success as a walk-on on the BYU football squad and ended up starting 22 games and catching 111 passes in his career. Undrafted, Lewis signed a rookie free agent contract with the Eagles in 1997 and

caught 4 TDs in his rookie campaign. With two trips to the waiver wire (Philadelphia and St. Louis both released him) that followed in just over a year, Lewis stayed focused and refused to give up. He returned to Philadelphia on 11/17/99. And not only did he play, but he led all NFC tight ends in receiving en route to two Pro Bowl berths and earning himself a four-year contract extension on 12/23/00.

BIRDSEED:

- Was in Taichung, Taiwan from October, 1990 through October, 1992 as part of his LDS mission (said Lewis, "The only thing I knew about Taiwan was that everything is made there. Everything except me.")
- His favorite quote is: Jen Jin Bu Pa Hwo, which is Chinese for, "True gold does not fear the refiners fire"
- Earned degrees in both communications and Chinese and was twice named to the Academic All-WAC squad. Also named a GTE Academic All-American in 1996
- Has been surrounded by an athletic family. His wife, Michele, was a two-time volleyball All-American selection at BYU and led her team to the Final Four in 1993. Three of his four brothers played Division I football. Todd and Dave were linebackers at BYU and Mike was a defensive end at Utah

IMPROVING FOREIGN RELATIONS

Lewis trekked around Southeast Asia for 11 days this past May promoting American football in Thailand, Singapore and Taiwan. It was not his first trip to the region; he had spent two years (1990-92) in Taichung, Taiwan serving a mission for the Church of Jesus Christ of Latter Day Saints. "It was so crazy. I put a helmet on and they would crack up laughing. I'd show them a football and they didn't know what the (laces) were for."

An ideal representative for the sport, Lewis is fluent in Mandarin Chinese. While visiting, he taught a football clinic in Taiwan, threw out the first pitch at a professional baseball game and gave interviews to the media. "When they found out I'd do interviews in Chinese the requests tripled," said Lewis.

"They don't care about American football, they don't know the Eagles," said Lewis. "All they know is I care about them. If you show the people there you care about them, they care about you."





Lewis at a public appearance in Taiwan while on his week-long tour promoting the NFL and the game of football.



When translated, this promotional poster from Taiwan means, "Philadelphia Eagles Team's Chad Lewis, American Football Player."

- Works with the American Indian Services to help with education and raising money for scholarships

CAREER HIGHLIGHTS:

- Returned to the Pro Bowl for the 2nd consecutive year following a 41 reception, 422 yd., 6 TD (career-high) performance in 2001. NFC head coach Andy Reid hand-picked Lewis to serve as the long snapper and backup tight end on the NFC Pro Bowl squad. Also earned second team All-NFL honors from AP
- In the NFC East Division-clinching win vs. NYG (12/30/01) went 5-53 receiving on the Eagles first possession, including a 5-yd. TD catch. With the Eagles trailing late in the 4th qtr., snagged a 7-yd. TD pass tying the score at 21 with 1:49 remaining. Posted season-highs in every category (7-74-2TDs)
- Went 12-145 receiving in the 2001 playoffs, including a 16-yd. TD catch vs. TB in the NFC Wild Card game (1/12/02)
- In 2000, led the team and all NFC tight ends with 69 catches for 735 yards. Those totals were the most by an Eagles TE since Keith Jackson (81-869-6TDs) in 1988. He became the first Eagles TE to exceed the 50-catch plateau since Jackson's 63 in '89
- Grabbed 3 passes in OT vs. Dal. (11/5/00) to set up a game-winning FG in a 16-13 victory

CHAD LEWIS' CAREER STATISTICS							
Year	Team	GP/GS	Rec.	Yards	Avg.	LG	TD
1997	PHIL.	16/3	12	94	7.8	17	4
	(1998PHIL.	2/0	0	0	0.0	0	0
	(1998STL	0/0	0	0	0.0	0	0
1998	TOTAL	2/0	0	0	0.0	0	0
	(1999STL	6/0	1	12	12.0	0	0
	(1999PHI.	6/4	7	76	10.9	21	3
1999	TOTAL	12/4	8	88	11.0	21	3
2000	PHIL.	16/16	69	735	10.7	52	3
2001	PHIL.	15/15	41	422	10.3	33	6
TOTALS		61/38	130	1,339	10.3	52	16
PLAYOFFS							
2000	PHIL.	2/2	6	51	8.5	17	0
2001	PHIL.	3/3	12	145	12.1	33	1
TOTALS		5/5	18	196	10.9	33	1
CAREER HIGHS: RECEIVING - Recepts. 9 vs. Cin. 12/24/00; Yds. 100 at Cle. 12/10/00; TDs 2 (twice) last vs. NYG 12/30/01; Long 52 yds. from Donovan McNabb at Cle. 12/10/00.							
MILESTONES: First TD receiving and first start: at Dal. 9/15/97 (QB - Ty Detmer), Caught Donovan McNabb's first TD pass: vs. Ind. 11/21/99, First 100-yd. receiving game: at Cle. 12/10/00.							

- His career-long 52-yard catch on the opening drive at Cle. (12/10/00) set up the Eagles first score and his first career 100-yard receiving day (5-100)
- Was claimed off waivers by Phi. from STL on 11/17/99. In his first game back with the Eagles vs. Ind. (11/21/99), grabbed a 6-yd. TD pass from McNabb (it was McNabb's first career TD pass)
- Played in two contests with the Eagles in 1998 before being released on 9/15. Was signed by the Rams on 12/9, but was deactivated for their final three contests
- Lewis made the Eagles 1997 roster as an undrafted, 25-year old free agent and hauled in 4 TDs on just 12 receptions
- Made his first start in a Monday Night Football game at Dal. (9/15/97) and caught his first TD pass (a 14-yarder from Ty Detmer)
- His 8-yd. TD grab from Rodney Peete vs. Dal. (10/26/97) tied the game with 0:45 left before Chris Boniol's PAT gave the Eagles a 13-12 victory

PERSONAL:

- Chad and his wife, Michele, have two daughters, Emily (9/30/96) and Sarah (11/12/97), and one son, Jacob (10/19/00) and reside in his hometown of Orem, UT
- Dressed as Uncle Sam on Halloween (2002) and a pirate (2001) and visited the Children's Hospital of



Philadelphia with his teammates

- Joined the Teen Leadership Assistants and the Youth Advisory Council of the Free Library of Philadelphia to address the theme "Stepping Out of the Shadows" at the annual Youth Empowerment Summit.
- Was awarded "The Helping Hands Award" by the NFL Alumni Association on 11/27/01
- The kids were all ears, mouse ears that is, when Lewis, a Cinderella fan, read Disney stories during an after-school reading program at the Free Library of Philadelphia
- While at the 2000 Pro Bowl, visited kids at local children's hospitals in Hawaii
- In 2000, participated in "NFL 101," a program that helps to educate women on the sport of football
- List of favorites: Walter Payton (childhood idol),

Rudy (movie), Les Miserables (book), NFL.com (web site), Utah Jazz (non-football team), Graceland by Paul Simon (song), and M.A.S.H. (TV show)

- A former Boy Scout, he earned Eagle Scout honors
- Full name: Chad Wayne Lewis

COLLEGE:

Made the Brigham Young squad as a walk-on and, in four seasons with the Cougars, started 22 contests, catching 111 passes for 1,376 yds. and 10 TDs. As a senior in '96, shared the TE chores with Itula Mili, the Seahawks 6th round pick in 1997, and hauled in 37 passes for 420 yds. and 5 TDs. One year earlier capped his junior season by being a UPI All-America honorable mention selection and an All-WAC first-team choice after posting 31-456-2TD receiving numbers. Blocked 3 FG tries and one PAT during his career.

LEWIS GAME-BY-GAME

1997 PHILADELPHIA EAGLES									
DATE	OPP.	W/L	P/S	REC	YDS	AVG	LG	TD	
Aug 31	@ NYG	L	1/0	3	34	11.3	17	0	
Sep 7	GB	W	1/0	1	5	5.0	5	0	
Sep 15	@ DAL	L	1/1	2	19	9.5	12†	1	
Sep 28	MIN	L	1/0	0	0	0.0	0	0	
Oct 5	WAS	W	1/0	0	0	0.0	0	0	
Oct 12	@ Jax	L	1/0	0	0	0.0	0	0	
Oct 19	ARZ	W	1/1	1	6	6.0	6	0	
Oct 26	DAL	W	1/0	1	8	8.0	8	1	
Nov 2	@ ARZ	L	1/0	0	0	0.0	0	0	
Nov 10	SF	L	1/1	2	12	6.0	6†	1	
Nov 16	@ BAL	T	1/0	0	0	0.0	0	0	
Nov 23	PIT	W	1/0	0	0	0.0	0	0	
Nov 30	CIN	W	1/0	1	2	2.0	2†	1	
Dec 7	NYG	L	1/0	0	0	0.0	0	0	
Dec 14	@ ATL	L	1/0	1	8	8.0	8	0	
Dec 21	@ WAS	L	1/0	0	0	0.0	0	0	
TOTALS			16/3	12	94	7.8	17	4	

2000 PHILADELPHIA EAGLES									
DATE	OPP.	W/L	P/S	REC	YDS	AVG	LG	TD	
Sep 3	@ DAL	W	1/1	1	6	6.0	6	0	
Sep 10	NYG	L	1/1	4	67	16.8	31	1	
Sep 17	@ GB	L	1/1	0	0	0.0	0	0	
Sep 24	@ NO	W	1/1	5	43	8.6	16†	1	
Oct 1	ATL	W	1/1	7	52	7.4	11	0	
Oct 8	WAS	L	1/1	5	77	15.4	21	0	
Oct 15	@ ARZ	W	1/1	7	62	8.9	13	1	
Oct 22	CHI	W	1/1	2	12	6.0	9	0	
Oct 29	@ NYG	L	1/1	1	26	26.0	26	0	
Nov 5	DAL	W	1/1	3	23	7.7	12	0	
Nov 12	@ PIT	W	1/1	5	41	8.2	20	0	
Nov 19	ARZ	W	1/1	5	52	10.4	30	0	
Nov 26	@ WAS	W	1/1	6	53	8.8	27	0	
Dec 3	TEN	L	1/1	4	55	13.8	22	0	
Dec 10	@ CLE	W	1/1	5	100	20.0	52	0	
Dec 24	CHI	W	1/1	9	66	7.3	15	0	
TOTALS			16/16	69	735	10.7	52	3	

1998 PHILADELPHIA EAGLES AND ST. LOUIS RAMS									
DATE	OPP.	W/L	P/S	REC	YDS	AVG	LG	TD	
Sep 6	SEA	L	1/0	0	0	0.0	0	0	
Sep 13	@ ATL	L	1/0	0	0	0.0	0	0	
(RELEASED BY EAGLES ON 9/15)									
ST. LOUIS RAMS (SIGNED BY RAMS ON 12/9)									
Dec 13	NE	W	0/0						INACTIVE
Dec 20	@ CAR	L	0/0						INACTIVE
Dec 27	@ SF	L	0/0						INACTIVE
TOTALS			2/0	0	0	0.0	0	0	

PLAYOFFS									
DATE	OPP.	W/L	P/S	REC	YDS	AVG	LG	TD	
Dec 31	TB	W	1/1	3	24	8.0	17	0	
Jan 7	@ NYG	L	1/1	3	27	9.0	14	0	
TOTALS			2/2	6	51	8.5	17	0	


2001									
DATE	OPP.	W/L	P/S	REC	YDS	AVG	LG	TD	
Sep 9	StL	L	1/1	5	45	9.0	14	0	
Sep 23	@ SEA	W	1/1	3	13	4.3	6	0	
Sep 30	DAL	W	1/1	4	43	10.8	17†	2	
Oct 7	ARZ	L	1/1	4	38	9.5	14	0	
Oct 22	@ NYG	W	1/1	1	15	15.0	15	0	
Oct 28	OAK	L	1/1	2	27	13.5	23	0	
Nov 4	@ ARZ	W	1/1	4	57	14.3	33	0	
Nov 11	MIN	W	1/1	1	7	7.0	7	0	
Nov 18	@ DAL	W	1/1	3	18	6.0	8	1	
Nov 25	WAS	L	1/1	0	0	0.0	0	0	
Nov 29	@ KC	W	1/1	1	27	27.0	27	0	
Dec 9	SD	W	1/1	4	27	6.8	13	1	
Dec 16	@ WAS	W	1/1	1	25	25.0	25	0	
Dec 22	@ SF	L	1/1	1	6	6.0	6	0	
Dec 30	NYG	W	1/1	7	74	10.6	31	2	
Jan 6	@ TB	W	0/0	0	0	0.0	0	0	
TOTALS			15/15	41	422	10.3	33	6	

1999 ST. LOUIS RAMS AND PHILADELPHIA EAGLES									
DATE	OPP.	W/L	P/S	REC	YDS	AVG	LG	TD	
Sep 12	BAL	W	1/0	1	12	12.0	12	0	
Sep 26	ATL	W	1/0	0	0	0.0	0	0	
Oct 3	@ CIN	W	1/0	0	0	0.0	0	0	
Oct 10	SF	W	1/0	0	0	0.0	0	0	
Oct 17	@ ATL	W	1/0	0	0	0.0	0	0	
Oct 24	CLE	W	1/0	0	0	0.0	0	0	
Oct 31	TEN	L	0/0						INACTIVE
Nov 7	DET	L	0/0						INACTIVE
Nov 14	CAR	W	0/0						INACTIVE

PLAYOFFS									
DATE	OPP.	W/L	P/S	REC	YDS	AVG	LG	TD	
Jan 12	TB	W	1/1	4	60	15.0	33	1	
Jan 19	@ CHI	W	1/1	3	32	10.7	14	0	
Jan 27	@ StL	L	1/1	5	53	10.6	14	0	
TOTALS			3/3	12	145	12.1	33	1	

PHILADELPHIA EAGLES (CLAIMED OFF WAIVERS FROM RAMS 11/17)									
DATE	OPP.	W/L	P/S	REC	YDS	AVG	LG	TD	
Nov 21	IND	L	1/0	2	16	8.0	10	1	
Nov 28	@ WAS	L	1/1	0	0	0.0	0	0	
Dec 5	@ ARZ	L	1/1	1	11	11.0	11†	1	
Dec 12	@ DAL	L	1/1	1	19	19.0	19	0	
Dec 19	NE	W	1/1	1	4	4.0	4	0	
Jan 2	StL	W	1/0	2	26	13.0	21	1	
TOTALS			12/4	8	88	11.0	21	3	





Position: Fullback
Height, Weight: 6-0, 235
Born: 7/8/75 in Chicago, IL
College: Wisconsin
High School: Evanston, Evanston, IL
NFL Experience: 4th (4th as an Eagle)
Acquired by Eagles: D6A-99 (172nd selection overall)
Originally joined NFL: Same as above

"I block first, catch the ball a little bit and run seldom. I'm happy with that." So is head coach Andy Reid. Cecil Martin succinctly summarized the ideal role of a fullback in Reid's version of the West Coast offense. A solid blocker coming out of college, Martin has emerged as a valuable asset catching passes out of the backfield. A tireless worker who spends many, many hours at the NovaCare Complex to improve his game, Martin spends as many hours helping to improve the Philadelphia community. Said Executive Director of Eagles Youth Partnership Sarah Martinez-Helfman, "Cecil brings joy to everything he touches. While his approach is disciplined, his warmth and positive energy is infectious. He seizes every opportunity to give on and off the field. This is a guy who steps in my office regularly to ask, 'What else can I do?'"

BIRDSEED:

- Martin on giving back to the children of the commu-

nity, "You give your message. You hope as many get it as possible. You're not the be-all and end-all. You're just doing your little bit - and, hopefully, that little bit means a lot... I talk about working hard. I talk about school. I talk about setting goals for yourself. They were the same things that were told to me growing up. No big secrets. No super words. No E.F. Hutton, nothing like that."

- Was dubbed the "Mayor of Madison" for his tireless charitable work in college. Said Eagles offensive coordinator Brad Childress, his former offensive coordinator at Wisconsin, "He's as good a person as you'll meet. When I recruited him, he was living in a homeless shelter with his mother. Here's a young man who was helping to raise his nieces, his brother's kids. I'd trust him with my kids."
- Lists his mother, Diana, as his idol. Said Cecil, "She is a genuine good person, she is strong. She worked tooth and nail to the bone to give us as much as she could."
- His favorite quote is from Jackie Robinson, "The measure of a person's life is in the affect they've had on the people around them"

CAREER HIGHLIGHTS:

- Earned 2001 All-Madden Team honors
- Notched the Eagles first two touchdowns of the 2001 season as he scored on receptions of 1 and 8 yards from QB Donovan McNabb vs. StL (9/9/01). Finished the day 6-40-2TDs receiving, all career-highs
- The Chicago native scored the Eagles first TD of the NFC Divisional Playoff game at Chi. (1/19/01), a 13-yd. reception from McNabb
- His blocking at Dal. (9/3/00) helped the Eagles to their first 300-yard rushing day since 11/4/90 (304 vs. NE)
- Made two catches, a 9 yarder on 4th-and-1 and a career-long 26 yarder in OT win at Pit. (11/12/00)
- Posted a career-long 23-yard punishing run vs. Cin. (12/24/00)
- Was thrust into the lineup as the club's #1 fullback in his rookie season of 1999, as veteran Kevin Turner missed 8 games due to a neck injury

PERSONAL:

- Earned a BA in communication arts and a certificate in business
- Served as a judge for the 2001 Miss Philadelphia Pageant
- Was named the Eagles 2000 Ed Block Courage



Award Winner, given to NFL players who exemplify commitment to the principles of sportsmanship and courage

- Selected by his teammates as the squad's 2000 and 2001 Unsung Hero
- Attended Evanston (IL) HS where he earned 2nd-team all-state and league MVP honors from the *Chicago Tribune*
- Appeared in weekly segment on Philadelphia's WB 17, "In the Backfield"
- Lettered in track, finishing 2nd in the state shot put competition as a senior
- A member of the University of Wisconsin's Big Ten Championship track team (shotput)
- List of favorites: Denzel Washington and Tom Hanks (actors), Angela Bassett (actress), Forest Gump (movie), Merck (stock), history (subject in school), and lasagna (food)
- Full name: Danyel Cecil Martin

COLLEGE:

Provided the lead blocking that enabled Wisconsin tailbacks to rush for over 1,000 yards in each of his four seasons (NCAA all-time leading rusher Ron Dayne from 1996-98 and Carl McCullough in 1995). Was recruited by Badgers offensive coordinator Brad Childress, who is currently the Eagles offensive coordinator. A four-year starter, he finished his career 64-270-5TDs rushing and 63-431-3TDs receiving. As a senior, served as a team captain and helped Dayne amass 1,525 rushing yards, while ranking 2nd on the team with 19 catches. As a junior, won the Wayne Souza Award given to the most deserving offensive player. As a senior, earned the co-MVP honors for the Badgers.

CECIL IN THE COMMUNITY

- Dressed as the Cowardly Lion on Halloween and visited the Children's Hospital of Philadelphia with his teammates in 2002
- Keynote speaker at the 2001 Delaware Sportswriters and Broadcasters Association dinner honoring all-state football players
- Was the 2002 keynote speaker for the "Reading Champions" event for EYP and the "Literacy Action Project"
- Following the 9/11 tragedies, Martin spoke at an assembly at Temple University attended by student from school districts surrounding the World Trade Center as well as thousand's of Philadelphia students who live in transitional housing
- Dressed up in costume for a Halloween visit to Temple Children's Hospital in 2000 and 2001
- Was the honorary chairman of the 2000 and 2001 Philadelphia Committee to End Homelessness Art Auctions
- Was the keynote speaker in 2002, at the dedication of a new library at the Lea Elementary School in Philadelphia
- Visited Trenton Mercer County Airport Army National Guard base in the spring of 2002. He and Hollis Thomas met the troops, signed autographs, and got to ride in a blackhawk helicopter
- From 2000-2001, was a guest speaker at the Eagles Youth Partnership's Top Achiever Awards, given annually by Eagles Youth Partnership to recognize academic excellence among area high school football players
- Was the keynote speaker for the NFL Quarterback Club award for community service
- In 2001, developed the "Maniac Magee Summer Reading Coalition," a program in which every 6th grader in the Philadelphia community received Jerry Spinelli's book, "Maniac Magee," along with an incentive plan for reading it
- Served as a keynote speaker at the 2000 Youth Development Conference at the Free Library of Philadelphia
- While at Wisconsin, was twice named to the American Football Coaches Association's "Good Works" Team



M E D I A G U I D E

CECIL MARTIN'S CAREER STATISTICS

YEAR	TEAM	GP/GS	RUSHING					RECEIVING					STRT
			No	Yds	Avg	LG	TD	No	Yds	Avg	LG	TD	
1999	PHIL.	12/5	3	3	1.0	2	0	11	22	2.0	9	0	1
2000	PHIL.	16/9	13	77	5.9	23	0	31	219	7.1	26	0	0
2001	PHIL.	16/15	9	27	3.0	8	0	24	124	5.2	17	2	2
TOTALS		44/29	25	107	4.3	23	0	66	365	5.5	26	2	3
PLAYOFFS													
2000	PHIL.	2/2	0	0	0.0	0	0	3	12	4.0	7	0	0
2001	PHIL.	3/2	0	0	0.0	0	0	3	18	6.0	13T	1	0
TOTALS		5/4	0	0	0.0	0	0	6	30	5.0	13T	1	0


CAREER HIGHS: RUSHING - Atts. 5 vs. Dal. 9/30/01, Yds. 28 vs. Cin. 12/24/00, Long 23 vs. Cin. 12/24/00; RECEIVING - Recepts. 6 (twice) last vs. StL 9/9/01, Yds. 40 (twice) last vs. StL 9/9/01, Long 26 yds. from Donovan McNabb at Pit. 11/12/00, Touchdowns: 2 vs. StL 9/9/01.

MILESTONES: First start: at NYG 10/3/99, First rushing attempt: at NYG 10/3/99, First reception: at Chi. 10/17/99 (QB Doug Pederson), First TD: StL 9/9/01 (4-yd. pass from QB Donovan McNabb).

MARTIN GAME-BY-GAME

1999 PHILADELPHIA EAGLES										2001																					
DATE	OPP.	W/L	P/S	RUSHING					RECEIVING					TYS	DATE	OPP.	W/L	P/S	RUSHING					RECEIVING					TYS		
				No	Yd	Av	LG	TD	No	Yd	Av	LG	TD						No	Yd	Av	LG	TD	No	Yd	Av	LG	TD		TYS	
Sep 12	@ Arz	L	1/0	0	0	0.0	0	0	0	0	0	0	0	0	0	Sep 9	@ StL	L	1/1	0	0	0.0	0	0	0	6	40	6.7	10	2	40
Sep 19	TB	L	0/0	0	0	0.0	0	0	0	0	0	0	0	0	0	Sep 23	@ SEA	W	1/1	1	8	8.0	8	0	2	6	3.0	5	0	14	
Sep 26	@ Buf	L	0/0	0	0	0.0	0	0	0	0	0	0	0	0	0	Sep 30	@ Dal	W	1/1	5	14	2.8	6	0	3	14	4.7	7	0	28	
Oct 3	@ NYG	L	1/1	1	1	0.0	1	0	0	0	0	0	0	1	Oct 7	@ Arz	L	1/1	2	2	1.0	3	0	1	2	2.0	2	0	4		
Oct 10	@ Dal	W	1/0	0	0	0.0	0	0	0	0	0	0	0	0	Oct 22	@ NYG	W	1/1	0	0	0.0	0	0	0	0	0	0	0	0	0	
Oct 17	@ Chi	W	1/1	1	0	0.0	0	0	2	1	0.0	1	0	1	Oct 28	@ Oak	L	1/1	0	0	0.0	0	0	2	7	3.5	7	0	7		
Oct 24	@ Mia	L	1/0	0	0	0.0	0	0	0	0	0.0	0	0	0	Nov 4	@ Arz	W	1/1	0	0	0.0	0	0	2	16	8.0	10	0	16		
Oct 31	@ NYG	L	0/0	0	0	0.0	0	0	0	0	0.0	0	0	0	Nov 11	@ Min	W	1/1	0	0	0.0	0	0	1	17	17.0	17	0	17		
Nov 7	@ Car	L	0/0	0	0	0.0	0	0	0	0	0.0	0	0	0	Nov 18	@ Dal	W	1/1	0	0	0.0	0	0	1	4	4.0	4	0	4		
Nov 14	@ Was	W	1/0	0	0	0.0	0	0	0	0	0.0	0	0	0	Nov 25	@ Was	L	1/1	0	0	0.0	0	0	0	0	0.0	0	0	0		
Nov 21	@ Ind	L	1/0	0	0	0.0	0	0	2	-2	0.0	-1	-2	Nov 29	@ KC	W	1/1	0	0	0.0	0	0	1	3	3.0	3	0	3			
Nov 28	@ Was	L	1/1	0	0	0.0	0	0	3	9	0.0	7	0	9	Dec 9	@ SD	W	1/1	0	0	0.0	0	0	1	-1	-1.0	-1	0	-1		
Dec 5	@ Arz	L	1/0	1	2	2.0	2	0	1	5	0.0	5	0	7	Dec 16	@ Was	W	1/0	0	0	0.0	0	0	0	0	0.0	0	0	0		
Dec 12	@ Dal	L	1/1	0	0	0.0	0	0	1	3	0.0	3	0	3	Dec 22	@ SF	L	1/1	0	0	0.0	0	0	3	15	5.0	9	0	15		
Dec 19	@ NE	W	1/0	0	0	0.0	0	0	1	-3	0.0	-3	-3	Dec 30	@ NYG	W	1/1	0	0	0.0	0	0	1	1	1.0	1	0	1			
Jan 2	@ StL	W	1/1	0	0	0.0	0	0	1	9	0.0	9	0	9	Jan 6	@ TB	W	1/1	1	3	3.0	3	0	0	0.0	0	0	3			
TOTALS										TOTALS																					
		12/5		3	3	1.0	2	0	11	22	2.0	9	0	25			16/15		9	27	3.0	8	0	24	124	5.2	17	2	151		
2000														PLAYOFFS																	
DATE	OPP.	W/L	P/S	RUSHING					RECEIVING					TYS	DATE	OPP.	W/L	P/S	RUSHING					RECEIVING					TYS		
Sep 3	@ Dal	W	1/1	0	0	0.0	0	0	1	2	2.0	2	0	2	Jan 12	@ TB	W	1/0	0	0	0.0	0	0	0	0	0	0	0	0		
Sep 10	@ NYG	L	1/1	0	0	0.0	0	0	0	0	0.0	0	0	0	Jan 19	@ Chi	W	1/1	0	0	0.0	0	0	3	18	6.0	13T	1	18		
Sep 17	@ GB	L	1/1	0	0	0.0	0	0	2	17	8.5	11	0	17	Jan 27	@ StL	L	1/1	0	0	0.0	0	0	0	0	0	0	0			
Sep 24	@ NO	W	1/1	0	0	0.0	0	0	0	0	0.0	0	0	0	TOTALS																
Oct 1	@ Atl	W	1/0	1	0	0.0	0	0	2	22	11.0	22	0	22			3/2		0	0	0.0	0	0	3	18	6.0	13T	1	18		
Oct 8	@ Was	L	1/0	2	10	5.0	6	0	3	17	5.7	8	0	27	TOTALS																
Oct 15	@ Arz	W	1/0	1	13	13.0	13	0	3	5	1.7	5	0	18					RUSHING					RECEIVING					TYS		
Oct 22	@ Chi	W	1/1	1	4	4.0	4	0	3	27	9.0	11	0	31					RUSHING					RECEIVING					TYS		
Oct 29	@ NYG	L	1/0	0	0	0.0	0	0	1	1	1.0	1	0	1					RUSHING					RECEIVING					TYS		
Nov 5	@ Dal	W	1/1	2	2	1.0	2	0	6	40	6.7	10	0	42					RUSHING					RECEIVING					TYS		
Nov 12	@ Pit	W	1/1	0	0	0.0	0	0	2	35	17.5	26	0	35					RUSHING					RECEIVING					TYS		
Nov 19	@ Arz	W	1/1	3	17	5.7	9	0	1	1	1.0	1	0	18					RUSHING					RECEIVING					TYS		
Nov 26	@ Was	W	1/0	1	3	3.0	3	0	1	0	0.0	0	0	3					RUSHING					RECEIVING					TYS		
Dec 3	@ Ten	L	1/0	2	28	14.0	23	0	1	8	8.0	8	0	36					RUSHING					RECEIVING					TYS		
Dec 10	@ Cle	W	1/0	0	0	0.0	0	0	2	30	15.0	24	0	30					RUSHING					RECEIVING					TYS		
Dec 24	@ Cin	W	1/1	0	0	0.0	0	0	3	14	4.7	7	0	14					RUSHING					RECEIVING					TYS		
TOTALS		16/9		13	77	5.9	23	0	31	219	7.1	26	0	296					RUSHING					RECEIVING					TYS		
PLAYOFFS														PLAYOFFS																	
Dec 31	@ TB	W	1/1	0	0	0.0	0	0	2	8	4.0	7	0	8	Jan 7	@ NYG	L	1/1	0	0	0.0	0	0	1	4	4.0	4	0	4		
TOTALS		2/2		0	0	0.0	0	0	3	12	4.0	7	0	12	TOTALS																
				RUSHING					RECEIVING					TYS						RUSHING					RECEIVING					TYS	





**71 JERMAME
MAYBERRY**

Position: Guard/Tackle

Height, Weight: 6-4, 325

Born: 8/29/73 in Floresville, TX

College: Texas A&M-Kingsville

High School: Floresville, Floresville, TX

NFL Experience: 7th (7th as an Eagle)

Acquired by Eagles: D1-96 (25th selection overall)

Originally joined NFL: Same as above

Jermame Mayberry finally appears to have found a permanent home. The starter for 36 of the Eagles last 37 games at right guard, Mayberry has been a solid fixture along the Eagles offensive line for the last six years. A team player in every sense of the term, Mayberry was selected by Philadelphia in the 1st round in 1996 (the 25th overall selection) and spent the 1997 campaign as the club's starting LT, 1998 as the #1 LG, and 1999 as a RT and RG. With his fine play and team-first attitude he was rewarded with a four-year contract extension on 12/23/00.

BIRDSEED:

- Has now started 63 of the 79 regular season games he has appeared in (32 at RG, 17 at LT, 10 at LG, and 4 at RT)
- Mayberry started his college career as a non-scholarship player at Texas A&M-Kingsville. To help pay for his tuition, he worked in the school library for his first year until receiving a scholarship in 1994

Mayberry opened a frozen treats shop called "J Berries" in his hometown of Floresville, TX. His brother Chris runs the shop which serves water ice, gelatis and smoothies. Mayberry also sponsors scholarships to local high school students through the shop



- Was coached in college by current Eagles' offensive line coach Juan Castillo. Formerly Texas A&I University, this outstanding Division II program has produced NFL players such as Gene Upshaw, John Randle, Darrell Green, Johnny Bailey, Earl Dotson, former Eagle RB Heath Sherman, and current Eagles CB Al Harris

CAREER HIGHLIGHTS:

- Started 15 of 16 regular season games and all three postseason games in 2001 at right guard. It was the first time in his career that he had played the same position for two consecutive seasons
- In 2000 was a member of an offensive line that started all 16 regular season games (and both play-off contests) in the same combination. As such, the

MAYBERRY'S EYE MOBILE

Having suffered from amblyopia (an underdeveloped optic nerve in his left eye) throughout his life, Jermame contributed \$112,500 to help start a vision-testing program sponsored by Eagles Youth Partnership, the charitable wing of the Eagles.

This program, which has operated in conjunction with Wills Eye Hospital of Philadelphia since 1996, circulates the Eagles Eye Mobile (a 36-foot, mobile vision clinic) to Philadelphia-area schools during the football season. Over the past six falls, more than 6,200 students have been provided with free on-site eye exams. More than half of those students received free prescription eyeglasses, while many other children were referred to Wills Eye Hospital for treatment of more serious eye ailments.

For his efforts, Mayberry received the NFL's Extra Effort Award for the month of Dec. 1996. In subsequent years, Mayberry's work in conjunction with the Eye Mobile has earned him special recognition from Prevent Blindness Massachusetts (1998), the Philadelphia Chapter of the NFL Alumni Association (1999) and *The Sporting News* (1999).



Eagles were just one of four clubs to have the unit stay intact throughout the season and, since the NFL went to a 16-game schedule in 1978, became the first Philadelphia team to accomplish that feat

- Entered the 1999 training camp as the club's starting right tackle, but when rookie John Welbourn took over at right tackle late in the pre-season, Mayberry shifted to right guard. However, when Welbourn went down with a season-ending knee injury on opening day, Mayberry moved back to right tackle
- Rotated with Lonnie Palelei at RT in games 7-10, 12-14 and 16 of 1999, after missing three games with a hamstring injury. Replaced an injured Palelei (knee) in game 10 vs. Was. and started game 11 vs. Ind. at RT. Also started at RT in game 15 vs. NE due to LT Tra Thomas' groin injury, as Palelei opened at LT
- Started 10 games at left guard in 1998. Although he was replaced by George Hegamin in the starting lineup for the final 5 outings, Mayberry saw reserve action at LG in each of those contests
- In 1997, won the starting left tackle spot in training camp after a battle with incumbent Barrett Brooks and was the only offensive lineman to play every snap
- As a rookie in 1996, was slated to be the Eagles starter at LT but, a preseason bout with pneumonia caused him to be deactivated for the first five games. He saw his first game action on special teams in games 7-8
- Earned the first starting assignment of his career vs. NYJ on 12/14, replacing LT Barrett Brooks

PERSONAL:

- He and his wife, Danielle, live in Austin, TX, with their son, Jermane (6/29/99) during the offseason
- Spoke at the World Asthma Day event at Love Park to raise awareness for asthma related illnesses



Mayberry with the Eagles Youth Partnership Eye Mobile.

- Was recognized by *The Sporting News* as one of the their Good Guys in 1999
- Starred at Floresville (TX) HS
- Also lettered in basketball
- Majored in sociology
- Full name: Jermane Mayberry

COLLEGE:


Was a consensus Division II All-America selection and a two-time All-Lone Star Conference pick as a left tackle for Texas A&M-Kingsville. Anchored a line that led the Javelinas to the Division II semifinals three times. After playing behind Earl Dotson during his freshman year, spent 1993 at Navarro (TX) JC before returning to Kingsville for the '94 and '95 campaigns.

INJURY HISTORY:

Suffered a hamstring injury at Buf. (9/26/99), and was deactivated for two games and dressed but DNP the following week. Did not play vs. Dal. (11/2/98) due to sore ribs.

<p>MAYBERRY'S CAREER GAMES PLAYED/STARTED: (Eagles 1996-2001) 1996 (3/1), 1997 (16/16), 1998 (15/10), 1999 (13/5), 2000 (16/16), 2001 (16/15); TOTALS: (79/63).</p> <p>PLAYOFF GAMES PLAYED/STARTED: 1996 (1/0), 2000 (2/2), 2001 (3/3); TOTALS: (6/5)</p>
--





5 DONOVAN McNABB

Position: Quarterback
Height, Weight: 6-3, 226
Born: 11/25/76 in Chicago, IL
College: Syracuse
High School: Mount Carmel, Chicago, IL
NFL Experience: 4th (4th as an Eagle)
Acquired by Eagles: D1-99 (2nd selection overall)
Originally joined NFL: Same as above



The celebration was difficult to watch but he watched anyway. He observed with envy. After the Eagles left the field following the NFC Championship game loss to St. Louis, one player chose to go back to the turf of the Edward Jones Dome as the Rams were presented the George Halas trophy. That one player was Donovan McNabb, who guided the Eagles to their first NFC East title since 1988 and their first appointment in the NFC title game since 1980. Consecutive Pro Bowl appearances in 2000 and 2001, as well as a runner-up finish in the 2000 league MVP voting has vaulted his status to one of the elite quarterbacks to watch in the NFL. Along with his production on the field, his personality, leadership skills, sense of humor, hard-work ethic and attitude all add up to give Philadelphia one of the

most well-rounded athletes in sports. "I play this game to be the best," said McNabb. "And the only sure way I know to be the best is to outwork everybody else. Some people take one step toward their dream, accomplish a little something and then feel like that's it. Not me. I'm never satisfied."

BIRDSEED:

- During the last two offseasons, McNabb has spent two weeks per month in Phoenix, AZ, working out at MakePlays.com, a training facility for professional and collegiate athletes. While there, McNabb participates in punishing exercises and offbeat drills, including throwing footballs from a balance beam, going through "infield practice" with dog toys, and working on his peripheral vision through the use of blinders and eyeglasses. "Donovan is one of those guys who is never going to rest," said Warren Anderson, executive director of MakePlays.com. "He just thrives on competition."
- Tim McClellan, director of performance training at MakePlays.com, utilizes sports vision training in his work with McNabb. "The idea is that the eyes are controlled by muscles," said McClellan. "Just as you can develop your pecs or your biceps, you can develop the muscles that control your eyes ... or to improve your ability to see the whole field."
- McNabb's mother, Wilma, was told by his coaches growing up that he was always clowning around. Says Wilma, "That's Donovan's way. He wants to have fun. He told me, 'Mom, if I can't have fun doing something. What's the point of doing it.'" Behind closed doors, McNabb does great impersonations, including head coach Andy Reid and defensive coordinator Jim Johnson
- For the 2nd consecutive year, McNabb will be a part of Campbell Soup's national advertising campaign. This year the part of his mother in the commercial will actually be played by his own mother, Wilma. Other NFL players involved in this year's campaign are the Giants Michael Strahan, the Steelers Jerome Bettis, and the Bears Brian Urlacher
- Dresses up as Santa Claus each year before Christmas to deliver toys and entertain kids. When asked by a child if he plays football, Santa replied, "Yeah, every now and then. We get it going up there in the North Pole."
- Signed on as a member of Team Jordan, Michael Jordan's athletic-wear line. He and Randy Moss are the only two NFL players on Team Jordan's roster. Other athletes include: Bucks G Ray Allen, boxer Roy Jones Jr., and Yankees SS Derek Jeter



CAREER HIGHLIGHTS:

- Earned his 2nd trip to the Pro Bowl (was originally elected as an alternate) following the 2001 season after combining for 3,715 yards of total offense and establishing career highs in TD passes (25) and QB rating (84.3). Including playoffs, threw TD passes in 15 of 18 games and 2-or-more in 12 of those games
- Named by his teammates as the club's offensive MVP in 2000 and 2001
- Led the Eagles in 4th qtr. comebacks in two wins vs. the Giants in 2001. At NYG (10/22/01), his 18-yard pass to James Thrash with 1:52 remaining gave the Eagles a 10-9 victory. At Phi. (12/30/01), wiped out a 21-14 deficit, engineering two 4th qtr. scores as the Eagles clinched the NFC East title
- Became only the 4th QB in Eagles history to pass for 3,000 yards in consecutive seasons - Sonny Jurgenson (1961-62), Ron Jaworski (1980-81) and Randall Cunningham (1988-90) were the others
- Tied Ron Jaworski and Tommy Thompson for the most postseason wins in franchise history by a QB (3). His 8 career playoff TDs trails only Jaworski (9)
- Named NFL offensive player of the week after the divisional playoff game at Chi. (1/19/02). Was 40-26-262-2TDs passing and added 37 yards and a TD on the ground. That rushing TD was the final score at the old Soldier Field. He last started at that stadium in the 1995 City High School Championship
- In his first full season as a NFL starter in 2000, McNabb finished 2nd in the Associated Press MVP voting (24-11) to StL RB Marshall Faulk, who set the NFL record for most TDs scored in a season
- Selected as a first alternate to the NFC Pro Bowl squad in 2000 (behind the Vikings Daunte Culpepper, 49ers Jeff Garcia, and Rams Kurt Warner). When Warner was unable to participate due to injury, McNabb led the NFC on a touchdown scoring drive in his first series
- Accounted for 74.6% of the team's total net yards in 2000. Only Car.'s Steve Beuerlein (75.3%) and SF's Jeff Garcia (75.1%) had a higher pct.
- His 629 rushing yards in 2000 were tops among NFL QBs and the 4th-highest total ever (968 by Bobby Douglass in 1972; 942 by Cunningham in 1990; and 674 by Steve McNair in 1997)
- His 6 rushing TDs in 2000 were the most by an Eagles QB since Randall Cunningham had 6 in 1988



The Donovan McNabb Foundation

The Donovan McNabb Foundation raises awareness of diabetes through Donovan's position as the national spokesman for the American Diabetes Association. Through the foundation, he has also donated hundreds of thousands of dollars to Mt. Carmel HS and Syracuse.

IN THE CLUTCH

McNabb's clutch, late-game performances ...

- **Dec. 30, 2001 vs. NYG** ... led a 24-21 victory, clinching the Eagles first NFC East Division title since 1988. Down 21-14 with 2:43 remaining, McNabb spearheaded two scoring drives - one led to a 7-yd. TD strike to TE Chad Lewis and the other to the GW 35-yd. field goal by David Akers
- **Oct. 22, 2001 at NYG** ... engineered a last-minute scoring drive on Monday Night Football to win, 10-9. Trailing 9-3 with just under 2 minutes left, McNabb found James Thrash in the right corner of the end zone for the winning 18-yd. TD pass
- **Dec. 3, 2000 vs. Tenn.** ... led the Eagles on an 8-play, 77-yd. drive late in the 4th qtr. to give them a 13-12 lead. A last second 50-yd. FG by Al Del Greco gave the Titans the win
- **Nov. 26, 2000 at Wash.** ... gained 125 yards rushing, leading to a 23-20 win. His highlight-film 21-yd. TD run saw him race by DE Bruce Smith, Juke S Mark Carrier, and drag S Matt Stevens into the end zone. He also had a career-long 54-yd. scamper to set up the game-winning FG late in the 4th qtr.
- **Nov. 12, 2000 at Pit.** ... Down 23-13 with 3:26 to play, again orchestrated a comeback, OT victory for the 2nd straight week as he was 12 of 18 passing for 106 yards and 1 TD in the 4th qtr. and OT in leading the Eagles to a 26-23 win
- **Nov. 5, 2000 vs. Dal.** ... in a 16-13, come-from-behind win, led a two-minute drive late in the 4th qtr. to tie the game and withstood an INT in overtime to lead the Eagles to the GW FG



- Broke the club's single season record for most attempts (569) and completions (307) in 2000, Cunningham previously set those marks (301 cmps. and 560 atts.) in 1988
- Named 2000 NFL player of the year by CBS Radio and the Terry (Bradshaw) Awards on Fox Sports and was named to the All-Madden team
- Made his prime time debut (ESPN) vs. Atl. (10/1/00) with his first 300-yard passing game and the Eagles first since Bobby Hoying vs. Cin. on 11/30/97
- His 55 pass att's at Pit. (11/22/00) were a career-high and the 4th-highest total in team history
- Named NFC offensive POW after accounting for 90.7% of offense in victory at Wash. (11/26/00). His 125 rushing yards were the most by an NFL QB since the Bears Bobby Douglass (127 on 12/17/72) and was the 6th-best rushing effort by a QB since 1940 when the "T" formation was introduced
- Threw for a career-high 390 passing yards and 4 TDs at Cle. (12/10/00) en route to NFC offensive POW honors
- In 1999, started 6 of the final 7 contests as he became the first Eagles rookie to start at QB since 10/13/91 (Brad Goebel) and the first Eagles rookie draft pick to start since 1972 (John Reaves)
- Saw his first NFL regular season action in the 2nd half vs. TB (9/19/99)
- Made his first career start vs. Wash. (11/14/99), going 21-8-60yds. passing in the 35-28 win. He went 9-49 rushing and also converted on a pair of 2-pt. conversions (1 rush and 1 pass). With the win, he became the first Eagles rookie QB to win his first NFL start since Mike Boryla (12/1/71 vs. GB) and the first Eagle QB to win his first start since Ty Detmer (10/13/96 at NYG)
- Fired the first TD pass of his career (a 6 ydr. to TE Chad Lewis) vs. Ind. (11/21/99)

PERSONAL:

- The son of Wilma (a registered nurse) and Samuel McNabb (an electrical engineer), Donovan was raised in the nearby suburb of Dolton, IL. Has one older brother, Sean
- Was selected the 2002 recipient of the Wanamaker Award, given to the athlete or team that has done the most to reflect credit upon Philadelphia and their team or sport during the previous year.
- Was a backup guard on two Syracuse (1995-97) basketball teams - the 1995-96 unit fell to Kentucky in the NCAA championship game
- Was an All-America selection and Chicago Defender News player of the year at Mount Carmel (IL) High, an all-male Catholic School on the southside of Chicago
- Was a football teammate of Tampa Bay DE Simeon Rice (2 yrs. McNabb's senior and the 3rd overall pick in the '97 NFL draft) and a basketball teammate of Boston Celtics forward Antoine Walker
- Hosts "The Donovan McNabb Show," which airs on KYW-3 (CBS) at 11:00 am on Sunday during the season. The half-hour show is co-hosted by McNabb and KYW-3 sports director Beasley Reece, a former NFL player
- Began the Donovan McNabb Golden Arm Scholarship in 2000, for students who maintain a 2.5+ GPA at Mt. Carmel High School. Scholarship winners are selected based on essays they submit about their own lives
- Also joined with teammate Bobby Taylor to host a Christmas party/silent auction/toy drive to benefit patients at Temple University Children's Hospital
- Donated a significant amount of money to the American Red Cross local disasters relief fund in Philadelphia in the wake of Hurricane Floyd (Sept. 1999) and the 9/11 tragedy (Sept. 2001)
- Was selected by the NFL to serve on the "Life as a Rookie" panel for the 2000 rookie symposium
- Says the one thing that people don't know about him is that, "I am just like them"
- Played Pop Warner Football against Eagles LB Barry Gardner
- List of favorites: The Steve Harvey Show (TV show), Samuel L. Jackson (actor), Salma Hayek (actress), red beans and rice (food), The Fish That Saved Pittsburgh and The Lady's Man (movie), math (subject in school), Chicago White Sox (non-football team), Of Mice and Men (book), his brother Sean (athlete admired as a kid), Thanksgiving (holiday), and "You're not a champion until you have beaten a champion" (quote)
- Earned a degree in speech communications
- Full name: Donovan Jamal McNabb



SPREADING THE WEALTH

McNabb's 54 career TD passes have gone to 16 different receivers. Here's the breakdown:

Chad Lewis	12
James Thrash	8
Charles Johnson	7
Jeff Thomason	5
Torrance Small	4
Todd Pinkston	4
Duce Staley	3
Luther Broughton	2
Cecil Martin	2
Mike Bartrum	1
Na Brown	1
Dameane Douglas	1
Brian Mitchell	1
Freddie Mitchell	1
Tony Stewart	1
Darnell Autry	1

CONSECUTIVE STARTS BY ACTIVE QUARTERBACKS

Brett Favre, Green Bay	158
Peyton Manning, Indianapolis	64
Rich Gannon, Oakland	48
Kerry Collins, NY Giants	38
Jeff Garcia, San Francisco	37
Donovan McNabb, Philadelphia	33

COLLEGE:

One of the most decorated athletes in Syracuse history, he was a four-year starter at quarterback and a key reserve on the school's nationally ranked basketball team. On the gridiron was named the Big East Conference's offensive player of the decade (1990's) and year an unprecedented three times from 1996-98 as well as the 1st-team all-conference QB in each of his four seasons. Set the Syracuse and Big East career records for TD passes (77), TDs responsible for (96), passing yards (8,389), total off. yards (9,950) and total off. plays (1,403). Set the school's all-time records for total yds. per game (221.1), passing efficiency (155.1) and yds. per att. (9.1). Finished his career ranked 2nd in school history with 8,389 yards passing, 548 comps., 938 atts. and a 58.4 comp. pct. Started every game during his career, compiling a 33-12 record. As a senior, led SU to an Orange Bowl berth vs. Florida as he completed 157 of 251 passes (62.5%) for 2,134 yards. His 22 TD passes tied the school's single season record set by former Eagle Don McPherson (1987). Also was 135-438-8TDs rushing. Ranked 6th in the nation with a 158.9 passing efficiency rating and 22nd in total offense (233.8 yards/game). Tied a school-record with 4 TD tosses vs. Cincinnati and accounted for 5 TDs vs. Miami (3 rushing and 2 passing). Amassed 2,892 yards in total offense in his junior season to set a school record. As a freshman, was the Big East rookie of the year and tossed a 96-yd. TD pass vs. West Virginia, the longest in SU history. He redshirted in 1994.

DONOVAN McNABB'S CAREER STATISTICS

YEAR	TEAM	GP/GS	PASSING								RUSHING					
			ATT	CMP	PCT	Yds	LG	TD	INT	SACK	RAT.	No	Yds	Avg	LG	TD
1999	PHIL.	12/6	216	106	49.1	948	63T	8	7	28/204	60.1	47	313	6.7	27	0
2000	PHIL.	16/16	569	330	58.0	3365	70T	21	13	45/262	77.8	86	629	7.3	54	6
2001	PHIL.	16/16	493	285	57.8	3233	64T	25	12	39/273	84.3	82	482	5.9	33	2
TOTALS		44/38	1278	721	56.4	7546	70T	54	32	112/739	77.3	215	1424	6.6	54	8

PLAYOFFS

2000	PHIL.	2/2	74	44	59.5	342	25	3	2	8/51	73.1	13	49	3.8	11	1
2001	PHIL.	3/3	95	60	63.2	627	43	5	3	8/46	86.6	16	120	7.5	39	2
TOTALS		5/5	169	104	61.5	969	43	8	5	16/97	80.7	29	169	5.8	39	3

ADDITIONAL CAREER STATISTICS

TWO-POINT CONVERSIONS: 1999 (1 pass to Jed Weaver and 1 rush vs. Was. 11/14/99)

RECEIVING: 1999 (1-(-6)), 2000 (2-5-LG3)

CAREER HIGHS: **PASSING** - Atts. 55 at Pit. 11/12/00, Cmps. 32 vs. StL 9/9/01, Pct. 73.5 (25 for 34) vs. Arz. 11/19/00, Yds. 390 at Cle. 12/10/00, Long 70-yd. TD to Torrance Small vs. Atl. 10/1/00, TDs 4 at Cle. 12/10/00, INTs 3 at Was. 12/16/01, Sacks 6 (twice) last at NYG 1/7/01 (NFC Divisional Playoff), QB Rating 137.5 at Cle. 12/10/00; **RUSHING** - Att. 11 at Wash. 11/26/00, Yds. 125 at Wash. 11/26/00, Long 54 at Wash. 11/26/00, TDs: 1 (11 times) last at StL 1/29/02 (NFC Championship), vs. Min. 11/11/01 (regular season).

MILESTONES: First start: vs. Was. 11/14/99, First TD passing: vs. Ind. 11/21/99, First TD rushing: at Dal. 9/3/00, 300-yd. passing game: (3) last vs. StL 9/9/01, First 100-yd. rushing game: (1) at Was. 11/26/01.




M E D I A G U I D E

McNABB GAME-BY-GAME


1999 PHILADELPHIA EAGLES				PASSING								RUSHING				TOTAL		Pct.		
DATE	OPP.	W/L	GP/GS	Att.	Cmp.	Pct.	Yds.	TD	INT	LG	Sack/Yds	Rat.	Att.	Yds.	Avg.	LG	TD	Net Yds.	Pct. Offense	
SEP 12	ARZ	L	0/0									DNP								
SEP 19	TB	L	1/0	11	4	36.4	26	0	0	9	6/42	44.9	5	-38	7.6	21	0	22	14.7	
SEP 26	@ BUF	L	1/0	11	6	54.5	34	0	0	11	0/0	60.4	1	10	10.0	10	0	44	26.0	
OCT 3	@ NYG	L	1/0	7	3	42.9	38	0	0	14	4/22	60.4	1	13	13.0	13	0	29	16.7	
OCT 10	DAL	W	0/0									DNP								
OCT 17	@ CHI	W	1/0	0	0	0.0	0	0	0	0	0/0	---	0	0	0.0	0	0	0	0.0	
OCT 24	@ MIA	L	0/0									DNP								
OCT 31	NYG	L	1/0	2	1	50.0	0	0	0	0	0/0	56.3	0	0	0.0	0	0	0	0.0	
NOV 7	@ CAR	L	1/0	20	8	40.0	68	0	1	15	2/9	28.8	3	21	7.0	10	0	80	32.1	
NOV 14	WAS	W	1/1	21	8	38.1	60	0	0	12	3/22	46.3	9	49	5.4	27	0	87	36.9	
NOV 21	IND	L	1/1	36	19	52.8	165	1	2	33	4/47	51.3	3	13	4.3	7	0	131	61.8	
NOV 28	@ ARZ	L	1/1	28	16	57.1	172	2	0	28	2/16	99.1	8	71	8.9	26	0	227	75.9	
DEC 5	@ WAS	L	1/1	31	19	61.3	157	2	1	29†	1/9	82.3	9	67	7.4	12	0	215	73.1	
DEC 12	@ DAL	L	1/1	17	7	41.2	49	0	1	19	3/14	24.4	3	24	8.0	21	0	59	24.8	
DEC 19	NE	W	0/0									INACTIVE/KNEE								
JAN 2	STL	W	1/1	32	15	46.9	179	3	2	63†	3/23	69.7	5	7	1.4	10	0	163	78.7	
TOTALS			12/6	216	106	49.1	948	8	7	63†	28/204	60.1	47	313	6.7	27	0	1057	36.4	
2000				PASSING								RUSHING				TOTAL		Pct.		
DATE	OPP.	W/L	GP/GS	Att.	Cmp.	Pct.	Yds.	TD	INT	LG	Sack/Yds	Rat.	Att.	Yds.	Avg.	LG	TD	Net Yds.	Pct. Offense	
SEP 3	@ DAL	W	1/1	28	16	57.1	130	1	2	26	1/11	51.2	5	29	5.8	11	1	148	34.8	
SEP 10	NYG	L	1/1	33	19	57.6	214	1	0	31	3/33	87.2	5	45	9.0	17	1	226	95.4	
SEP 17	@ GB	L	1/1	31	15	48.4	118	0	1	20	5/32	44.8	3	20	6.7	12	0	106	62.0	
OCT 4	@ NO	W	1/1	32	20	62.5	222	2	0	30	3/21	103.9	7	23	3.3	8	0	224	83.6	
OCT 11	ATL	W	1/1	44	30	68.2	311	2	1	70†	1/4	94.0	6	61	10.2	16	0	368	73.3	
OCT 8	WAS	L	1/1	34	17	50.0	186	2	2	30†	2/8	61.6	5	39	7.8	22	0	217	79.2	
OCT 15	@ ARZ	L	1/1	34	24	70.6	226	1	0	59	3/7	98.4	7	35	5.0	27	1	254	65.0	
OCT 22	CHI	W	1/1	35	22	62.9	207	1	1	37	1/6	76.7	5	25	5.0	9	0	226	75.8	
OCT 29	@ NYG	L	1/1	31	10	32.3	129	1	1	26	4/9	43.6	3	42	14.0	18	0	162	84.4	
NOV 5	DAL	W	1/1	41	23	56.1	228	1	2	23†	0/0	59.8	5	58	11.6	23	0	286	80.1	
NOV 12	@ PIT	W	1/1	55	26	47.3	213	2	0	26	3/11	69.7	5	27	5.4	9	0	229	79.0	
NOV 19	ARZ	W	1/1	34	25	73.5	217	1	1	30	3/13	87.5	5	29	5.8	7	1	233	68.9	
NOV 26	@ WAS	W	1/1	30	19	63.3	137	1	1	27	4/19	71.1	11	125	11.4	50	1	243	84.1	
DEC 3	TEN	L	1/1	31	18	58.1	239	0	0	45	5/33	82.6	7	39	5.6	12	1	245	93.5	
DEC 10	@ CLE	W	1/1	36	23	63.9	390	4	0	52	5/40	137.5	3	12	4.0	11	0	362	92.6	
DEC 24	CIN	W	1/1	40	23	57.5	198	1	1	39†	2/15	68.6	4	20	5.0	8	0	203	63.2	
TOTALS			16/16	569	330	58.0	3365	21	13	70†	45/262	77.8	86	629	7.3	54	6	3732	74.6	
PLAYOFFS				PASSING								RUSHING				TOTAL		Pct.		
DATE	OPP.	W/L	GP/GS	Att.	Cmp.	Pct.	Yds.	TD	INT	LG	Sack/Yds	Rat.	Att.	Yds.	Avg.	LG	TD	Net Yds.	Pct. Offense	
DEC 31	TB	W	1/1	33	24	72.7	161	2	1	25	2/10	90.6	8	32	4.0	11	1	183	66.1	
JAN 7	@ NYG	L	1/1	41	20	48.8	181	1	1	21	6/41	59.1	5	17	3.4	7	0	157	84.4	
TOTALS			2/2	74	44	59.5	342	3	2	25	8/51	73.1	13	49	3.8	11	1	340	73.4	
2001				PASSING								RUSHING				TOTAL		Pct.		
DATE	OPP.	W/L	GP/GS	Att.	Cmp.	Pct.	Yds.	TD	INT	LG	Sack/Yds	Rat.	Att.	Yds.	Avg.	LG	TD	Net Yds.	Pct. Offense	
SEP 9	STL	L	1/1	48	32	66.7	312	2	1	27	5/35	89.9	9	48	5.3	15	0	325	97.3	
SEP 23	@ SEA	W	1/1	37	24	64.9	283	2	0	64†	5/41	106.0	5	16	3.2	15	1	258	75.0	
SEP 30	DAL	W	1/1	28	14	50.0	162	3	0	44	2/17	103.6	4	19	4.8	16	0	164	59.4	
OCT 7	ARZ	L	1/1	29	19	65.5	280	2	1	56	2/19	105.5	3	24	8.0	9	0	285	64.8	
OCT 22	@ NYG	W	1/1	26	15	57.7	154	1	1	23	4/30	71.6	6	35	5.8	21	0	159	74.0	
OCT 28	OAK	L	1/1	27	12	44.4	133	0	0	29	4/16	59.6	6	30	5.0	10	0	147	75.4	
NOV 4	@ ARZ	W	1/1	33	19	57.6	238	2	1	54†	3/19	87.7	4	26	6.5	13	0	245	73.8	
NOV 11	MIN	W	1/1	29	19	65.5	223	3	0	20	1/8	123.2	3	37	12.3	15	1	252	51.7	
NOV 18	@ DAL	L	1/1	32	16	50.0	129	1	1	24	0/0	57.9	4	24	6.0	14	0	153	67.4	
NOV 25	WAS	L	1/1	27	15	55.6	92	0	0	13	0/0	62.6	3	39	13.0	33	0	131	70.4	
NOV 29	@ KC	W	1/1	26	18	69.2	269	2	1	46†	2/18	112.5	9	41	4.6	15	0	292	77.2	
DEC 9	SD	W	1/1	44	22	50.0	221	2	1	37	2/11	70.4	7	39	5.6	11	0	249	91.2	
DEC 16	@ WAS	W	1/1	34	16	47.1	235	2	3	62†	2/11	52.9	7	25	3.6	15	0	249	86.8	
DEC 22	@ SF	L	1/1	34	23	67.6	232	0	1	46	3/19	74.6	5	31	6.2	10	0	244	83.6	
DEC 30	NYG	W	1/1	39	21	53.8	270	3	1	57†	4/29	90.8	7	48	6.9	18	0	289	80.1	
JAN 6	@ TB	W	1/1	0	0	0.0	0	0	0	0	0/0	0.0	0	0	0.0	0	0	0	0.0	
TOTALS			16/16	493	285	57.8	3233	25	12	64†	39/273	84.3	82	482	5.9	33	2	3442	69.9	
PLAYOFFS				PASSING								RUSHING				TOTAL		Pct.		
DATE	OPP.	W/L	GP/GS	Att.	Cmp.	Pct.	Yds.	TD	INT	LG	Sack/Yds	Rat.	Att.	Yds.	Avg.	LG	TD	Net Yds.	Pct. Offense	
JAN 12	TB	W	1/1	25	16	64.0	194	2	1	41	3/8	97.8	4	57	14.3	39	0	243	72.8	
JAN 19	@ CHI	W	1/1	40	26	65.0	262	2	1	43	2/13	89.8	8	37	4.6	14	1	286	85.1	
JAN 27	@ STL	L	1/1	30	18	60.0	171	1	1	17	3/25	73.1	4	26	6.5	10	1	172	67.2	
TOTALS			3/3	95	60	63.2	627	5	3	43	8/46	86.6	16	120	7.5	39	2	701	75.7	





30 BRIAN MITCHELL

Position: Running Back/Kick Returner
Height, Weight: 5-10, 221
Born: 8/18/68 in Fort Polk, LA
College: Southwestern Louisiana
High School: Plaquemine, Plaquemine, LA
NFL Experience: 13th (3rd as an Eagle)
Acquired by Eagles: UFA (Was.) - 2000
Originally joined NFL: D5-90 by Washington (130th selection overall)



One of the most feared return men in the history of the game, Brian Mitchell has arguably put up Hall-of-Fame numbers during his 12-year career. The NFL's all-time leader in 8 different return categories, Mitchell is also ranked 3rd in league history in combined net yards behind Walter Payton and Jerry Rice. Not bad for a college quarterback from Southwestern Louisiana who never returned a punt or kickoff until reaching the pro ranks in 1990. "I think when it's all said and done in his career, he will be the best in the business," said Eagles head coach Andy Reid. The versatile Mitchell has lined up at RB, WR, QB, PR, KR, as well as playing on all of the coverage teams during his career. Mitchell joined the Eagles on 6/9/00, after spending 10 seasons with the Washington Redskins, who selected him in the 5th round in 1990.

Launched the Brian Mitchell Foundation in 2001 to benefit disadvantaged children in Philadelphia, Washington, DC, and his hometown of Plaquemine, LA. "My father always told me it is important to give more," said Mitchell. "A man is always in position to give more. If you believe, you can achieve."



Learn more at www.brianmitchellfoundation.org

BIRDSEED:

- An avid chef, his specialty is deep fried turkey and crawfish etouffee. "I enjoy cooking because I feel it keeps my father (a chef), who passed away, close to me."
- In June 2002 announcement in June of 2002 by a Washington Redskins selection committee, Mitchell was named one of the team's 70 greatest players in honor of its 70th anniversary

CAREER HIGHLIGHTS:

- With 20,263 combined net yards, ranks 3rd on the NFL's all-time list behind Walter Payton (21,803) and Jerry Rice (21,017). They are the only players in NFL history to break the 20,000-yd. mark
- Has played in 176 straight NFL regular season games and at least one contest against each of the 31 NFL clubs entering 2002
- Ranks 1st in NFL playoff history in kickoff return yards (741), tied for 1st in kick returns (31) and 2nd in punt returns (26) and punt return yards (281). He is the Eagles all-time leading postseason kick returner (17-388)

HALL OF FAME RETURNER?

Brian Mitchell is the NFL's all-time leader in the following 8 categories:

Combined Kick Return Yards	16,013
Combined Kick Returns	897
Combined Kick Return TDs	12*
Kickoff Return Yards	11,735
Kickoff Returns	509
Punt Return Yards	4,278
Most Punt Returns	388
Fair Catches	206

* Tied with Eric Metcalf



- Joins Jim Brown as the only players in NFL history to lead the league in combined net yards four times (1994-96, 1998). Brown has done it 5 times
- Since 1960 only seven players have scored a TD rushing, receiving, on a kickoff return, and a punt return in the same season. Only two, Mitchell and Gale Sayers have done it twice. The list includes: Timmy Brown (Phi., 1961), Bobby Mitchell (Cle., 1961), Sayers (Chi., 1965-1967), Travis Williams (GB, 1969), Terry Metcalf (StL, 1975), Billy "White Shoes" Johnson (Hou., 1977), and Mitchell (Wash., 1997; Phi., 2000)
- Selected as an alternate to the NFC Pro Bowl squad after finishing the 2001 season ranked 4th in the NFL in kickoff return avg. (25.0) and 7th in punt return avg. (12.0). Was also voted by his teammates the Eagles special teams MVP. Also selected as an alternate following 2000
- Earned NFC player of the week honors 6 times during his career, the last occurring at Arz. (11/4/01) when he returned the opening kickoff 94 yds. for a TD. It marked the first time an Eagle had returned an opening kickoff for a score since 9/17/61 (Timmy Brown)
- Was the only NFL player to record a punt and kickoff for a TD in 2000, becoming the first Eagle to do that since Alvin Haymond in 1968
- The Louisiana native earned NFC special teams POW honors after a 72-yard punt return for a TD at NO (9/24/00), the first punt return for a TD by an Eagle since 11/22/92 (Vai Sikahema)
- Awarded NFL Prime Time POW honors with 290 combined net yards and 2 TDs vs. Atl. (10/1/00). That award had been awarded only twice before (Deion Sanders in 1998 and Tiki Barber in 1999)
- At SF (12/26/99), surpassed Mel Gray (13,003) to become the all-time leader in combined kick return yards
- His 100-yd. kickoff return for a TD in the NFC Divisional Playoff Game at TB (1/15/00) was the longest in NFL playoff history
- Earned his only Pro Bowl appearance in 1995 as he led the NFL in all-purpose yards for the 2nd consecutive year with 2,359. Topped the NFC with a 25.6 kickoff return avg. and finished 2nd in the NFL with a 12.6 punt return avg. Also earned all-pro honors from AP, *College and Pro Football Newsweekly*, *Football Digest*, *Football News*, *Pro Football Weekly/PFWA*, *The Sporting News*, *Sports Illustrated*, and *USA Today*

MANY HAPPY RETURNS

Mitchell enters the 2002 season with 12 combined kickoff and punt returns for touchdowns. He is tied with Eric Metcalf on the NFL's all-time list. Here's a breakdown of Mitchell's TD returns:

Date	Opp.	Touchdown
9/01/91	vs. Det.	69-yard punt return
9/22/91	at Cin.	66-yard punt return
11/01/92	vs. NYG	84-yard punt return
9/11/94	at NO	74-yard punt return
12/24/94	at LA Rams	78-yard punt return
10/08/95	at Phila.	59-yard punt return
9/07/97	at Pit.	97-yard kickoff return
12/07/97	at Arz.	63-yard punt return
12/06/98	vs. SD	101-yard kickoff return
*1/15/00	at TB	100-yard kickoff return
9/24/00	at NO	72-yard punt return
10/01/00	vs. Atl.	89-yard kickoff return
11/4/01	at Arz.	94-yard kickoff return

* - denotes NFC Divisional playoff game

- Earned All-Pro honors from *Pro Football Weekly*, 2nd team All-Pro honors from AP, and All-NFC honors from *Football News* as the NFL's leader with 2,477 combined net yards in 1994.
- Named NFC Special Teams POW at NO (9/11/94) with a 74-yd. PR for a TD and an 86-yd. KOR that set up another TD
- Recorded a career-high 116 rushing yds., including a game-clinching 29-yd. TD run in opener vs. Dal. (9/6/93) on Monday Night Football
- Recorded a career-high 7 receptions, ran back a kickoff 68 yds., and threw a 50-yd. pass to Ricky Sanders vs. NYG (10/10/93)
- Recorded an 84-yd. punt return for a TD vs. NYG (11/1/92). Threw a lateral pass to Desmond Howard on a punt return that resulted in a 55-yd. TD return vs. Atl. (9/13/92)
- In the NFC Wild Card playoff win at Min. (1/2/92), ran 38 yds. on a fake punt that set up his own 8-yd. TD run, rushed for 109 yds. on 16 carries, and went 3-16 receiving
- As a member of the 1991 Super Bowl champion Redskins, finished 2nd in the NFL to Mel Gray in punt returns with a 13.3-yd. avg. and was named first-team All-Pro by *Pro Football Newsweekly*, 2nd team All-Pro by AP, and All-NFC by *Football News*



- Saw action as a kick returner, running back, and quarterback during his rookie season. When quarterbacks Jeff Rutledge and Stan Humphries went down with injuries in a Monday night contest at Phi. (11/12/90), Mitchell took over as the signal caller and, in his only series, led the 'Skins to a TD (a 1-yd. QB sneak by himself), going 3-6 for 40 yds. passing
- Returned the opening kickoff 92 yds. for a TD in his first preseason game played at Chapel Hill, NC, vs. Atl. (8/11/90)

PERSONAL:

- He and his wife, Monica, welcomed their third daughter, Alia Milan (5/12/02), this offseason. The couple also have a son, Willie (11/15/88), and two daughters, Bria (3/31/94) and Maia (11/23/99)
- Is the youngest of seven children in his family
- Completed an outstanding career at Plaquemine (LA) HS, leading the team to the state title, while being selected the state offensive player of the year
- The Brian Mitchell Foundation kickoff luncheon, in December of 2001, at Bluezette restaurant hosted children from Boys and Girls Clubs from the Philadelphia area and honored them for their achievements

- In April of 2002, rang the opening bell at the Philadelphia Stock Exchange on "Trade for the Kids" day. On this day, children from the Greater Philadelphia Mentoring Partnership visited the Exchange to learn about jobs in the financial industry
- The Brian Mitchell Foundation combined with the Duce Staley Foundation for a food drive during the 2001 holidays at Armadillo's Restaurant in New Jersey
- Participated in the "Five Points of Life" bike ride to raise awareness for organ donation in 2000

- Founded the "Brian Mitchell Returning to Your Roots Program," which supports the youth in Plaquemine and provides them with academic scholarships, after-school athletic programs and holiday dinners
- His former high school English teacher, Carolyn Brown, was named the 1995 NFL Teacher of the Year
- Hobbies include: golf, fast cars, water sports, and music
- List of favorites: Superman (superhero), Angela Bassett (actress), Samuel L. Jackson (actor), crawfish etouffe (food), Godfather I, II, and III (movie), BET Comedy Revue (TV show), Chicago Bulls (non-football team), Frosted Flakes (cereal), Ferrari 355 Spider (car), and "If you believe, you can achieve" (quote)
- Majored in human resource management
- Full name: Brian Keith Mitchell

BRIAN MITCHELL'S CAREER OFFENSIVE STATISTICS

YEAR	TEAM	GP/GS	RUSHING					RECEIVING				
			No.	Yds.	Avg.	LG	TD	No.	Yds.	Avg.	LG	TD
1990	WASH.	15/0	15	81	5.4	21	1	2	5	2.5	5	0
1991	WASH.	16/0	3	14	4.7	8	0	0	0	0.0	0	0
1992	WASH.	16/0	6	70	11.7	33	0	3	30	10.0	17	0
1993	WASH.	16/4	63	246	3.9	29†	3	20	157	7.9	18	0
1994	WASH.	16/7	78	311	4.0	33	0	26	236	9.1	46†	1
1995	WASH.	16/1	46	301	6.5	36†	1	38	324	8.5	22†	1
1996	WASH.	16/2	39	193	4.9	32	0	32	286	8.9	20	0
1997	WASH.	16/1	23	107	4.7	26	1	36	438	12.2	69	1
1998	WASH.	16/0	39	208	5.3	22	2	44	306	7.0	24	0
1999	WASH.	16/0	40	220	5.5	16	1	31	305	9.8	36	0
2000	PHIL.	16/1	25	187	7.5	85†	2	13	89	6.8	21	1
2001	PHIL.	16/0	7	9	1.3	11	0	6	122	20.3	56	0
TOTALS		191/16	384	1947	5.1	85†	11	251	2298	9.2	69	4
PLAYOFFS												
1990	WASH.	2/0	1	2	2.0	2	0	3	25	8.3	11	0
1991	WASH.	3/0	0	0	0.0	0	0	0	0	0.0	0	0
1992	WASH.	2/0	24	147	6.1	38	1	6	55	9.2	25	0
1999	WASH.	2/0	8	56	7.0	14	0	2	1	0.5	3	0
2000	PHIL.	2/0	6	27	4.5	8	0	8	64	8.0	13	0
2001	PHIL.	3/0	0	0	0.0	0	0	0	0	0.0	0	0
TOTALS		14/0	34	232	5.9	38	1	19	145	7.6	25	0
ADDITIONAL CAREER STATISTICS												
PASSING: 1990 (6-3-40-0-0TD), 1992 (1-0), 1993 (2-1-50-1-0TD), 1994 (1-0-0-1-0TD), 1996 (1-0-0-0-0TD), 1998 (2-1-0-0-0TD), 2000 (4-1-21-0-0TD), 2001 (0-0-0-0-0TD), Total (17-6-111-2-0TD)												
CAREER HIGHS: RUSHING - Att. 21 vs. Dal. 9/6/93, Yards 116 vs. Dal. 9/6/93, Long 85† vs. Atl. 10/1/00, TDs 2 vs. Dal 9/6/93.												
RECEIVING - Rec. 7 at NYG 11/14/93, Yards 82 vs. 10/7/01, Long 69 yds. from Jeff Hostetler at Arz. 12/7/97, TDs 1 (4 times) last at Pit. 11/12/00.												



COLLEGE:

Became the first player in NCAA history to pass for over 5,000 yards (5,447) and run for over 3,000 yards (3,335). Also held the NCAA record for most rushing TDs by a quarterback (47). As a senior, rushed for 1,311 yds. and passed for 1,966 yds., while accounting for 25 TDs (6 passing, 19 rushing). His quarterbacks coach was current Eagles WR coach David Culley.

BRIAN MITCHELL'S CRAWFISH ETTOUFFE

- | | |
|--|---|
| 3 pounds of crawfish tails
3 medium onions
1/2 yellow bell pepper
1/2 green bell pepper
1/2 red bell pepper
1 stalk of celery
3 cans (10 ounce) cream of mushroom soup
Cayenne pepper
McCormack's seasoned salt
4 tablespoons of butter | <ul style="list-style-type: none"> •Cut up vegetables •Saute vegetables in butter for 5 minutes (low/med heat) •Add crawfish tails •Saute for 10 minutes over low/med. heat •Add soup, bring to a boil •Simmer for 20-25 minutes (med. heat) •Season to desired taste •Serve over white rice with corn or green beans |
|--|---|

BRIAN MITCHELL'S CAREER SPECIAL TEAMS STATISTICS

YEAR	TEAM	KICKOFF RETURNS					PUNT RETURNS					COMB		
		No	Yds	Avg	LG	TD	No	FC	Yds	Avg	LG	TD	Net Yds	STT
1990	WASH.	18	365	20.3	37	0	12	4	107	8.9	26	0	558	26
1991	WASH.	29	583	20.1	35	0	45	21	600	13.3	69T	2	1197	
1992	WASH.	23	492	21.4	47	0	29	9	271	9.3	84T	1	863	22
1993	WASH.	33	678	20.5	68	0	29	7	193	6.7	48	0	1274	10
1994	WASH.	58	1478	25.5	86	0	32	24	452	14.1	78T	2	2477	0
1995	WASH.	55	1408	25.6	59	0	25	15	315	12.6	59T	1	2359	4
1996	WASH.	56	1258	22.5	50	0	23	16	258	11.2	71	0	1995	5
1997	WASH.	47	1094	23.3	97T	1	38	23	442	11.6	63T	1	2081	5
1998	WASH.	59	1337	22.7	101T	1	44	18	506	11.5	47	0	2357	7
1999	WASH.	43	893	20.8	45	0	40	14	332	8.3	33	0	1750	5
2000	PHIL.	47	1124	23.9	89T	1	32	33	335	10.5	72T	1	1735	12
2001	PHIL.	41	1025	25.0	94T	1	39	22	467	12.0	54	0	1623	5
TOTALS		509	11735	23.1	101T	4	388	206	4278	11.0	84T	8	20,263	127
PLAYOFFS														
1990	WASH.	3	54	18.0	19	0	4	0	31	7.8	11	0	112	NA
1991	WASH.	3	67	22.3	35	0	4	0	41	10.3	24	0	108	NA
1992	WASH.	5	89	17.8	25	0	3	3	70	23.3	35	0	361	NA
1999	WASH.	3	143	47.7	100T	1	7	5	62	8.9	15	0	262	0
2000	PHIL.	6	149	24.8	34	0	4	1	40	10.0	16	0	280	1
2001	PHIL.	11	239	21.7	41	0	6	1	57	9.5	16	0	296	0
TOTALS		31	741	23.9	100T	1	28	10	301	10.8	35	0	1419	1

CAREER HIGHS: COMBINED RETURN YARDAGE - 240 at Den. 9/17/95, **COMBINED TOTAL NET YARDS** - 290 (twice) vs. Atl. 10/1/00 and at Den. 9/17/95, **LONGEST KICKOFF RETURN** - 101 yds. for a TD vs. SD 16/6/98, **LONGEST PUNT RETURN** - 84 yds. for a TD vs. NYG 11/1/92.



MEDIA GUIDE

MITCHELL GAME-BY-GAME

1990 WASHINGTON REDSKINS				RUSHING				RECEIVING				KICKOFF RETURNS				PUNT RETURNS				Tot. Yds.							
DATE	OPP.	W/L	GP/GS	No.	Yds.	Avg.	LG	TD	No.	Yds.	Avg.	LG	TD	No.	Yds.	Avg.	LG	TD	No.		FC	Yds.	Avg.	LG	TD		
Sep 9	@ Phx	W	1/0	0	0	0.0	0	0	0	0	0.0	0	0	0	0	0	0.0	0	0	0	0	0.0	0	0	0	0	
Sep 16	@ SF	L	1/0	0	0	0.0	0	0	0	0	0.0	0	0	0	3	51	17.0	23	0	0	0	0.0	0	0	0	51	
Sep 23	@ DAL	W	1/0	0	0	0.0	0	0	0	0	0.0	0	0	3	49	16.3	22	0	0	0	0.0	0	0	0	0	49	
Sep 30	@ Phx	W	1/0	0	0	0.0	0	0	0	0	0.0	0	0	1	34	34.0	34	0	0	0	0.0	0	0	0	0	34	
Oct 14	@ NYG	L	1/0	0	0	0.0	0	0	0	0	0.0	0	0	3	82	27.3	37	0	0	0	0.0	0	0	0	0	82	
Oct 21	@ Phx	W	1/0	0	0	0.0	0	0	0	0	0.0	0	0	2	0	0.0	0	0	0	0	0.0	0	0	0	0	0	
Oct 28	@ NYG	L	1/0	0	0	0.0	0	0	0	0	0.0	0	0	2	28	14.0	19	0	0	0	0.0	0	0	0	0	28	
Nov 4	@ DET	W	1/0	0	0	0.0	0	0	0	0	0.0	0	0	1	11	11.0	11	0	0	0	0.0	0	0	0	0	11	
Nov 11	@ Phx	L	1/0	2	11	5.5	10	1	0	0	0.0	0	0	0	0	0.0	0	0	0	0	0.0	0	0	0	0	11	
Nov 18	@ NO	W	1/0	1	1	1.0	1	0	0	0	0.0	0	0	0	0	0.0	0	0	0	1	0	0.0	0	0	0	1	
Nov 22	@ DAL	L	1/0	0	0	0.0	0	0	0	0	0.0	0	0	4	99	24.8	33	0	3	0	28	9.3	26	0	0	127	
Dec 2	@ Mia	W	1/0	7	36	5.1	16	0	1	0	0.0	0	0	1	11	11.0	11	0	4	2	30	7.5	17	0	0	77	
Dec 9	@ Chi	W	1/0	3	30	10.0	21	0	0	0	0.0	0	0	0	0	0.0	0	0	2	1	20	10.0	15	0	0	50	
Dec 15	@ NE	W	1/0	1	0	0.0	0	0	0	0	0.0	0	0	0	0	0.0	0	0	0	0	0.0	0	0	0	0	0	
Dec 22	@ Ind	L	0/0								INACTIVE			0	0	0.0	0	0	2	0	21	10.5	12	0	0	29	
Dec 30	@ Buf	W	1/0	1	0	0.0	0	0	1	5	5.0	5	0	0	0	0.0	0	0	0	0	0.0	0	0	0	0	5	
TOTALS			15/0	15	81	5.4	21	1	2	5	2.5	5	0	18	365	20.3	37	0	12	4	107	8.9	26	0	0	558	
PLAYOFFS																											
JAN 4	@ Phx	W	1/0	0	0	0.0	0	0	0	0	0.0	0	0	1	17	17.0	17	0	4	0	31	7.8	11	0	0	48	
JAN 12	@ SF	L	1/0	1	2	2.0	2	0	3	25	8.3	11	0	2	37	18.5	19	0	0	0	0.0	0	0	0	0	64	
TOTALS			2/0	1	2	2.0	2	0	3	25	8.3	11	0	3	54	18.0	19	0	4	0	31	7.8	11	0	0	112	

1991				RUSHING				RECEIVING				KICKOFF RETURNS				PUNT RETURNS				Tot. Yds.						
DATE	OPP.	W/L	GP/GS	No.	Yds.	Avg.	LG	TD	No.	Yds.	Avg.	LG	TD	No.	Yds.	Avg.	LG	TD	No.		FC	Yds.	Avg.	LG	TD	
Sep 1	@ DET	W	1/0	2	11	5.5	8	0	0	0	0.0	0	0	1	28	28.0	28	0	4	1	81	20.3	69T	1	120	
Sep 9	@ DAL	W	1/0	1	3	3.0	3	0	0	0	0.0	0	0	0	0	0.0	0	0	1	3	11	11.0	11	0	14	
Sep 15	@ Phx	W	1/0	0	0	0.0	0	0	0	0	0.0	0	0	0	0	0.0	0	0	5	0	79	15.8	24	0	79	
Sep 22	@ CIN	W	1/0	0	0	0.0	0	0	0	0	0.0	0	0	2	54	27.0	29	0	2	0	93	46.5	66T	1	147	
Sep 30	@ Phx	W	1/0	0	0	0.0	0	0	0	0	0.0	0	0	1	0	0.0	0	0	3	2	27	9.0	14	0	27	
Oct 6	@ Chi	W	1/0	0	0	0.0	0	0	0	0	0.0	0	0	2	43	21.5	24	0	4	0	39	9.8	17	0	82	
Oct 13	@ Cle	W	1/0	0	0	0.0	0	0	0	0	0.0	0	0	2	43	21.5	24	0	2	2	15	17.5	20	0	78	
Oct 27	@ NYG	W	1/0	0	0	0.0	0	0	0	0	0.0	0	0	3	42	14.0	21	0	1	1	17	17.0	17	0	59	
Nov 3	@ Hou	W	1/0	0	0	0.0	0	0	0	0	0.0	0	0	4	68	17.0	23	0	2	1	9	4.5	8	0	77	
Nov 10	@ Atl	W	1/0	0	0	0.0	0	0	0	0	0.0	0	0	4	97	24.3	34	0	3	3	30	10.0	19	0	127	
Nov 17	@ Pit	W	1/0	0	0	0.0	0	0	0	0	0.0	0	0	1	18	18.0	18	0	2	1	17	8.5	10	0	35	
Nov 24	@ Dal	L	1/0	0	0	0.0	0	0	0	0	0.0	0	0	3	57	19.0	27	0	1	2	6	6.0	6	0	63	
Dec 1	@ Rams	W	1/0	0	0	0.0	0	0	0	0	0.0	0	0	2	60	30.0	35	0	3	1	66	22.0	42	0	126	
Dec 8	@ Phx	W	1/0	0	0	0.0	0	0	0	0	0.0	0	0	1	27	27.0	27	0	4	2	14	3.5	11	0	41	
Dec 15	@ NYG	W	1/0	0	0	0.0	0	0	0	0	0.0	0	0	2	28	14.0	18	0	3	0	29	9.7	15	0	57	
Dec 22	@ Phx	L	1/0	0	0	0.0	0	0	0	0	0.0	0	0	1	18	18.0	18	0	5	1	47	9.4	17	0	65	
TOTALS			16/0	3	14	4.7	8	0	0	0	0.0	0	0	29	583	20.1	35	0	45	21	600	13.3	69T	2	1197	
PLAYOFFS																										
JAN 4	@ Atl	W	1/0	0	0	0.0	0	0	0	0	0.0	0	0	2	51	25.5	35	0	3	0	28	9.3	24	0	79	
JAN 12	@ Det	W	1/0	0	0	0.0	0	0	0	0	0.0	0	0	0	0	0.0	0	0	1	0	13	13.0	13	0	13	
JAN 26	@ Buf	W	1/0	0	0	0.0	0	0	0	0	0.0	0	0	1	16	16.0	16	0	0	0	0	0.0	0	0	0	16
TOTALS			3/0	0	0	0.0	0	0	0	0	0.0	0	0	3	67	22.3	35	0	4	0	41	10.3	24	0	108	

1992				RUSHING				RECEIVING				KICKOFF RETURNS				PUNT RETURNS				Tot. Yds.					
DATE	OPP.	W/L	GP/GS	No.	Yds.	Avg.	LG	TD	No.	Yds.	Avg.	LG	TD	No.	Yds.	Avg.	LG	TD	No.		FC	Yds.	Avg.	LG	TD
Sep 7	@ Dal	L	1/0	0	0	0.0	0	0	0	0	0.0	0	0	1	32	32.0	32	0	1	1	6	6.0	6	0	38
Sep 13	@ Atl	W	1/0	0	0	0.0	0	0	0	0	0.0	0	0	1	33	33.0	33	0	5	1	40	8.0	22	0	73
Sep 20	@ Det	W	1/0	0	0	0.0	0	0	0	0	0.0	0	0	0	0	0.0	0	0	0	0	0.0	0	0	0	0
Oct 4	@ Phx	L	1/0	0	0	0.0	0	0	0	0	0.0	0	0	3	58	19.3	26	0	2	0	13	6.5	11	0	71
Oct 12	@ Den	W	1/0	0	0	0.0	0	0	0	0	0.0	0	0	0	0	0.0	0	0	1	3	0	0.0	0	0	0
Oct 18	@ Phx	W	1/0	0	0	0.0	0	0	0	0	0.0	0	0	1	47	47.0	47	0	2	0	48	24.0	32	0	95
Oct 25	@ Min	W	1/0	0	0	0.0	0	0	0	0	0.0	0	0	0	0	0.0	0	0	2	0	16	8.0	10	0	16
Nov 1	@ NYG	L	1/0	0	0	0.0	0	0	0	0	0.0	0	0	1	13	13.0	13	0	3	0	100	33.3	84T	1	113
Nov 8	@ SEA	W	1/0	0	0	0.0	0	0	0	0	0.0	0	0	1	10	10.0	10	0	2	1	6	3.0	8	0	16
Nov 15	@ KC	L	1/0	1	33	33.0	33	0	0	0	0.0	0	0	5	92	18.4	21	0	1	1	10	10.0	10	0	135
Nov 23	@ NO	L	1/0	0	0	0.0	0	0	0	0	0.0	0	0	2	42	21.0	30	0	2	1	4	2.0	6	0	46
Nov 29	@ Phx	W	1/0	2	25	12.5	17	0	0	0	0.0	0	0	0	0	0.0	0	0	1	0	0	0.0			

M E D I A G U I D E

MITCHELL GAME-BY-GAME

1993				RUSHING					RECEIVING					KICKOFF RETURNS				PUNT RETURNS				Tot. Yds.			
DATE	Opp.	W/L	GP/GS	No.	Yds.	Avg.	LG	TD	No.	Yds.	Avg.	LG	TD	No.	Yds.	Avg.	LG	TD	No.	FC	Yds.		Avg.	LG	TD
Sep 6	DAL	W	1/1	21	116	5.5	29†	2	3	12	4.0	9	0	2	24	12.0	24	0	1	0	-1	-1.0	-1	0	151
Sep 12	PHX	L	1/1	10	33	3.3	12	0	3	39	13.0	18	0	1	22	22.0	22	0	1	1	-1	-1.0	-1	0	93
Sep 19	PHI	L	1/1	6	7	1.2	5	0	1	4	4.0	4	0	4	72	18.0	24	0	0	0	0	0.0	0	0	83
Oct 4	MIA	L	1/1	7	28	4.0	8	0	4	27	6.8	12	0	3	71	23.7	34	0	1	0	0	0.0	0	0	126
Oct 10	NYG	L	1/1	4	9	2.3	4	0	7	52	7.4	12	0	2	87	43.5	68	0	1	0	3	3.0	3	0	151
Oct 17	PHI	L	1/0	2	9	4.5	8	0	0	0	0.0	0	0	0	0	0.0	0	0	0	0	0	0.0	0	0	9
Nov 1	Buf	L	1/0	0	0	0.0	0	0	0	0	0.0	0	0	3	64	21.3	28	0	1	0	13	13.0	13	0	77
Nov 7	IND	W	1/0	1	1	1.0	1†	1	0	0	0.0	0	0	3	73	24.3	34	0	1	1	-1	-1.0	-1	0	73
Nov 14	NYG	L	1/0	0	0	0.0	0	0	0	0	0.0	0	0	2	26	13.0	19	0	3	0	14	4.7	8	0	40
Nov 21	RAMS	L	1/0	4	9	2.3	6	0	0	0	0.0	0	0	2	36	18.0	20	0	6	1	30	5.0	12	0	75
Nov 28	PHI	L	1/0	1	4	4.0	4	0	2	23	11.5	17	0	2	41	20.5	25	0	3	1	70	23.3	48	0	138
Dec 5	TB	W	1/0	2	11	5.5	11	0	0	0	0.0	0	0	1	12	12.0	12	0	3	1	15	5.0	NA	0	38
Dec 11	NYJ	L	1/0	2	0	0.0	2	0	0	0	0.0	0	0	0	0	0.0	0	0	1	1	1	1.0	1	0	1
Dec 19	ATL	W	1/0	1	0	0.0	0	0	0	0	0.0	0	0	3	34	11.3	20	0	2	0	8	4.0	8	0	42
Dec 26	DAL	L	1/0	2	19	9.5	11	0	0	0	0.0	0	0	3	63	21.0	32	0	2	0	22	11.0	13	0	104
Dec 31	MIN	L	1/0	0	0	0.0	0	0	0	0	0.0	0	0	2	53	26.5	41	0	3	1	20	6.7	13	0	73
TOTALS			16/4	63	246	3.9	29†	3	20	157	7.9	18	0	33	678	20.5	68	0	29	7	193	6.7	48	0	1274

1994				RUSHING					RECEIVING					KICKOFF RETURNS				PUNT RETURNS				Tot. Yds.			
DATE	Opp.	W/L	GP/GS	No.	Yds.	Avg.	LG	TD	No.	Yds.	Avg.	LG	TD	No.	Yds.	Avg.	LG	TD	No.	FC	Yds.		Avg.	LG	TD
Sep 4	SEA	L	1/1	4	18	4.5	8	0	2	13	6.5	8	0	4	77	19.3	23	0	2	2	13	6.5	10	0	121
Sep 11	NO	W	1/1	7	27	3.9	7	0	0	0	0.0	0	0	3	138	46.0	86	0	2	2	87	43.5	74†	1	252
Sep 18	NYG	L	1/1	2	4	2.0	7	0	3	22	7.3	14	0	3	73	24.3	37	0	2	0	14	7.0	12	0	113
Sep 25	ATL	L	1/1	0	0	0.0	0	0	6	57	9.5	24	0	3	47	15.7	26	0	3	3	42	14.0	23	0	146
Oct 2	DAL	L	1/0	2	10	5.0	9	0	2	11	5.5	7	0	6	130	21.7	39	0	1	1	58	58.0	58	0	209
Oct 9	PHI	L	1/1	0	0	0.0	0	0	0	0	0.0	0	0	3	135	45.0	68	0	1	1	4	4.0	4	0	139
Oct 16	Arz	L	1/1	6	16	2.7	6	0	3	65	21.7	46†	1	4	81	20.3	27	0	2	2	8	4.0	7	0	170
Oct 23	IND	W	1/0	2	4	2.0	2	0	2	16	8.0	15	0	3	61	20.3	24	0	1	2	17	17.0	17	0	98
Oct 30	PHI	L	1/0	16	85	5.3	33	0	0	0	0.0	0	0	6	134	22.3	31	0	1	2	4	4.0	4	0	223
Nov 6	SF	L	1/0	5	17	3.4	7	0	1	6	6.0	6	0	5	136	27.2	42	0	2	1	14	7.0	11	0	173
Nov 20	DAL	L	1/0	2	6	3.0	3	0	2	11	5.5	6	0	5	180	36.0	67	0	5	1	32	6.4	13	0	229
Nov 27	NYG	L	1/0	5	36	7.2	12	0	0	0	0.0	0	0	2	33	16.5	19	0	1	1	4	12.0	17	0	93
Dec 4	TB	L	1/1	1	-5	-5.0	-5	0	1	22	22.0	22	0	4	95	23.8	27	0	3	1	7	2.3	8	0	119
Dec 11	ATL	L	1/1	17	60	3.5	16	0	1	1	1.0	1	0	2	30	15.0	20	0	2	2	19	9.5	13	0	110
Dec 18	TB	L	1/0	0	0	0.0	0	0	3	12	4.0	11	0	3	77	25.7	32	0	1	2	19	19.0	19	0	108
Dec 24	RAMS	W	1/0	9	33	3.7	11	0	0	0	0.0	0	0	2	51	25.5	36	0	2	1	90	45.0	78†	1	174
TOTALS			16/7	78	311	4.0	33	0	26	236	9.1	46†	1	58	1478	25.5	86	0	32	24	452	14.1	78†	2	2477

1995				RUSHING					RECEIVING					KICKOFF RETURNS				PUNT RETURNS				Tot. Yds.			
DATE	Opp.	W/L	GP/GS	No.	Yds.	Avg.	LG	TD	No.	Yds.	Avg.	LG	TD	No.	Yds.	Avg.	LG	TD	No.	FC	Yds.		Avg.	LG	TD
Sep 3	Arz	W	1/0	5	32	6.4	19	0	0	0	0.0	0	0	2	40	20.0	23	0	1	2	15	15.0	15	0	87
Sep 10	OAK	L	1/0	3	33	11.0	20	0	2	25	12.5	21	0	4	109	27.3	34	0	1	0	19	19.0	19	0	186
Sep 17	DEN	L	1/0	1	36	36.0	36†	1	1	14	14.0	14	0	5	188	37.6	56	0	1	1	52	52.0	52	0	290
Sep 24	TB	L	1/0	1	4	4.0	4	0	7	45	6.4	16	0	2	27	13.5	16	0	3	0	40	13.3	23	0	116
Oct 1	DAL	W	1/0	2	13	6.5	12	0	0	0	0.0	0	0	6	160	26.7	59	0	0	0	0	0.0	0	0	173
Oct 8	PHI	L	1/0	3	7	2.3	6	0	3	34	11.3	15	0	2	86	43.0	44	0	2	1	63	31.5	59†	1	190
Oct 15	DAL	L	1/0	0	0	0.0	0	0	1	9	9.0	9	0	3	105	35.0	38	0	0	0	0	0.0	0	0	114
Oct 22	Arz	W	1/0	4	33	8.3	20	0	5	35	7.0	12	0	6	148	24.7	35	0	1	0	17	17.0	17	0	233
Oct 29	NYG	L	1/1	6	20	3.3	6	0	0	0	0.0	0	0	5	59	11.8	21	0	2	3	5	2.5	5	0	84
Nov 5	KC	L	1/0	2	5	2.5	3	0	1	7	7.0	7	0	2	38	19.0	19	0	1	2	8	8.0	8	0	58
Nov 19	SEA	L	1/0	3	10	3.3	5	0	7	68	9.7	21	0	5	89	17.8	26	0	3	0	39	13.0	20	0	206
Nov 26	PHI	L	1/0	3	34	11.3	21	0	2	9	4.5	5	0	3	78	26.0	36	0	4	2	26	6.5	11	0	147
Dec 3	DAL	W	1/0	3	17	5.7	10	0	3	31	10.3	20	0	1	17	17.0	17	0	3	1	11	3.7	6	0	76
Dec 10	NYG	L	1/0	4	16	4.0	13	0	3	14	4.7	9	0	4	94	23.5	53	0	1	1	-2	-2.0	-2	0	122
Dec 17	StL	W	1/0	3	21	7.0	15	0	2	25	12.5	22†	1	3	102	34.0	38	0	1	0	4	4.0	4	0	152
Dec 24	CAR	W	1/0	3	20	6.7	11	0	1	8	8.0	8	0	2	68	34.0	34	0	1	2	18	18.0	18	0	114
TOTALS			16/1	46	301	6.5	36†	1	38	324	8.5	22†	1	55	1408	25.6	59	0	25	15	315	12.6	59†	1	2348

1996				RUSHING					RECEIVING					KICKOFF RETURNS				PUNT RETURNS				Tot. Yds.			
DATE	Opp.	W/L	GP/GS	No.	Yds.	Avg.	LG	TD	No.	Yds.	Avg.	LG	TD	No.	Yds.	Avg.	LG	TD	No.	FC	Yds.		Avg.	LG	TD
Sep 1	PHI	L	1/0	3	11	3.7	7	0	2	8	4.0	8	0	3	110	36.7	50	0	2	2	19	9.5	12	0	148
Sep 8	CHI	W	1/0	1	0	0.0	0	0	3	27	9.0	20	0	1	29	29.0	29	0	0	1	0	0.0	0	0	56
Sep 15	NYG	W	1/0	3	25	8.3	18	0	3	19	6.3	8	0	2	39	19.5	22	0	3	0	14	11.3	27	0	117
Sep 22	StL	W	1/0	3	27	9.0	17	0	2	19	9.5	12	0	2	47	23.5	25	0	3	2	25	8.3	15	0	118
Sep 29	NYJ	W	1/0	0	0	0.0	0	0	0	0	0.0	0	0	4	92	23.0	35	0	1	0	9	9.0	9	0	101
Oct 13	NE	W	1/0	3	7	2.3	11	0	0	0	0.0	0	0	4	86	21.5	27	0	1	0	11	11.0	11	0	104
Oct 20	IND	W	1/0	1	5	5.0	5	0	3	26	8.7	13	0	0	0	0.0	0	0	1	0	3	3.0	3	0	34
Oct 27	NYG	W	1/0	3	22	7.3	12	0	3	26	8.7	14	0	4	101	25.3	43	0	2	1	79	39.5	71	0	228
Nov 3	Buf	L	1/1	2	3	1.5	6	0	1	10	10.0	10	0	7	149	21.3	27	0	1	1	-10	-10.0	-10	0	152
Nov 10	Arz	L	1/0																						

MEDIA GUIDE

MITCHELL GAME-BY-GAME

1997 DATE	OPP.	W/L	GP/GS	RUSHING					RECEIVING					KICKOFF RETURNS			PUNT RETURNS			Tot. Yds.					
				No.	Yds.	Avg.	LG	TD	No.	Yds.	Avg.	LG	TD	No.	Yds.	Avg.	LG	TD	No.		FC	Yds.	Avg.	LG	TD
AUG 31	@ CAR	W	1/0	0	0	0.0	0	0	2	37	18.5	22	0	1	11	11.0	11	0	2	1	0	0.0	0	0	48
SEP 7	@ PIT	L	1/0	3	5	1.7	4	0	2	13	6.5	9	0	3	119	39.7	97	1	0	0	0.0	0	0	137	
SEP 14	ARZ	W	1/0	1	7	7.0	7	0	1	11	11.0	11	0	2	42	21.0	21	0	4	5	40	10.0	16	100	
SEP 28	JAX	W	1/1	1	1	1.0	1	0	1	-5	-5.0	-5	0	5	88	17.6	NA	0	2	1	32	16.0	NA	116	
OCT 5	@ PHI	L	1/0	0	0	0.0	0	0	3	31	10.3	20	0	4	103	25.8	27	0	4	0	37	9.3	14	171	
OCT 13	DAL	W	1/0	3	11	3.7	6	0	1	20	20.0	20	0	3	67	22.3	NA	0	0	1	0	0.0	0	98	
OCT 19	@ TEN	L	1/0	3	15	5.0	9	0	0	0	0.0	0	0	4	79	19.8	25	0	1	3	9	9.0	9	103	
OCT 26	BAL	L	1/0	2	5	2.5	4	0	4	36	9.0	13	1	4	140	35.0	61	0	1	0	0	0.0	0	190	
NOV 2	@ CHI	W	1/0	0	0	0.0	0	0	1	2	2.0	2	0	1	19	19.0	19	0	3	1	46	15.3	25	67	
NOV 9	DET	W	1/0	2	26	13.0	26	0	4	37	9.3	14	0	2	38	19.0	21	0	5	1	82	16.4	46	183	
NOV 16	@ DAL	L	1/0	4	29	7.3	13	0	1	9	9.0	9	0	3	50	16.7	19	0	2	3	27	13.5	18	115	
NOV 23	NYG	T	1/0	1	7	7.0	7	0	2	22	11.0	11	0	1	22	22.0	22	0	4	4	24	6.0	13	75	
NOV 30	STL	L	1/0	1	2	2.0	2	1	6	58	9.7	28	0	4	91	22.8	33	0	4	0	37	9.3	21	188	
DEC 7	@ ARZ	W	1/0	1	9	9.0	9	0	2	79	39.5	69	0	1	26	26.0	26	0	3	2	63	21.0	63	177	
DEC 13	@ NYG	L	1/0	0	0	0.0	0	0	5	70	14.0	21	0	4	88	22.0	25	0	2	1	5	2.5	5	163	
DEC 21	PHI	W	1/0	1	-10	-10.0	-10	0	1	18	18.0	18	0	5	111	22.2	74	0	1	0	31	31.0	31	150	
TOTALS		16/1		23	107	4.7	26	1	36	438	12.2	69	1	47	1094	23.3	97	1	38	23	442	11.6	63	1	2081

1998 DATE	OPP.	W/L	GP/GS	RUSHING					RECEIVING					KICKOFF RETURNS			PUNT RETURNS			Tot. Yds.					
				No.	Yds.	Avg.	LG	TD	No.	Yds.	Avg.	LG	TD	No.	Yds.	Avg.	LG	TD	No.		FC	Yds.	Avg.	LG	TD
SEP 6	@ NYG	L	1/0	1	5	5.0	5	0	2	16	8.0	15	0	2	42	21.0	24	0	3	0	49	16.3	37	0	112
SEP 14	SF	L	1/0	1	19	19.0	19	0	3	32	10.7	19	0	3	61	20.3	26	0	1	2	0	0.0	0	0	112
SEP 20	@ SEA	L	1/0	0	0	0.0	0	0	5	40	8.0	14	0	5	87	17.4	21	0	3	2	3	1.0	5	0	130
SEP 27	DEN	L	1/0	1	11	11.0	11	0	1	5	5.0	5	0	5	111	22.2	32	0	2	0	19	9.5	15	0	146
OCT 4	DAL	L	1/0	0	0	0.0	0	0	1	1	1.0	1	0	4	71	17.8	20	0	3	34	11.3	15	0	106	
OCT 11	@ PHI	L	1/0	2	6	3.0	5	1	4	30	7.5	10	0	3	55	18.3	22	0	4	0	70	17.5	28	0	161
OCT 18	@ MIN	L	1/0	2	27	13.5	14	0	3	22	7.3	10	0	2	56	28.0	40	0	2	2	35	17.5	25	0	140
NOV 1	NYG	W	1/0	4	14	3.5	5	0	2	20	10.0	16	0	2	47	23.5	28	0	5	0	57	11.4	19	0	138
NOV 8	@ ARZ	L	1/0	5	18	3.6	8	1	7	58	8.3	14	0	5	138	27.6	59	0	4	1	32	8.0	13	0	246
NOV 15	PHI	W	1/0	5	54	10.8	22	0	4	28	7.0	24	0	1	18	18.0	18	0	6	0	31	5.2	16	0	131
NOV 22	ARZ	L	1/0	4	15	3.8	9	0	5	23	4.6	7	0	6	145	24.2	43	0	2	0	11	5.5	11	0	194
NOV 29	@ OAK	W	1/0	4	10	2.5	7	0	1	5	5.0	5	0	3	89	29.7	57	0	3	2	82	27.3	47	0	186
DEC 6	SD	W	1/0	1	6	6.0	6	0	1	2	2.0	2	0	5	189	37.8	101	1	3	1	37	12.3	19	0	234
DEC 13	@ CAR	W	1/0	3	9	3.0	4	0	1	5	5.0	5	0	4	85	21.3	39	0	0	3	0	0.0	0	0	99
DEC 19	TB	W	1/0	4	10	2.5	4	0	2	10	5.0	7	0	4	86	21.5	27	0	3	3	46	15.3	32	0	152
DEC 27	@ DAL	L	1/0	2	4	2.0	4	0	2	9	4.5	9	0	5	57	11.4	18	0	0	2	0	0.0	0	0	70
TOTALS		16/0		39	208	5.3	22	2	44	306	7.0	24	0	59	1337	22.7	101	1	44	18	506	11.5	47	0	2357


1999 DATE	OPP.	W/L	GP/GS	RUSHING					RECEIVING					KICKOFF RETURNS			PUNT RETURNS			Tot. Yds.						
				No.	Yds.	Avg.	LG	TD	No.	Yds.	Avg.	LG	TD	No.	Yds.	Avg.	LG	TD	No.		FC	Yds.	Avg.	LG	TD	
SEP 12	DAL	L	1/0	3	12	4.0	11	0	0	0	0.0	0	0	4	78	19.5	27	0	4	0	48	12.0	21	0	138	
SEP 19	@ NYG	W	1/0	3	13	4.3	8	0	0	0	0.0	0	0	1	29	29.0	29	0	3	2	39	13.0	15	0	81	
SEP 26	@ NYJ	W	1/0	2	2	1.0	1	0	2	15	7.5	10	0	2	37	18.5	22	0	5	0	47	9.4	13	0	101	
OCT 3	CAR	W	1/0	5	15	3.0	9	0	0	0	0.0	0	0	7	131	18.7	23	0	4	1	19	4.8	12	0	165	
OCT 17	@ ARZ	W	1/0	1	9	9.0	9	0	1	9	9.0	9	0	3	59	19.7	22	0	2	2	-5	-2.5	5	0	72	
OCT 24	DAL	L	1/0	0	0	0.0	0	0	3	17	5.7	11	0	6	116	19.3	26	0	3	0	12	4.0	8	0	145	
OCT 31	CHI	W	1/0	2	-1	-0.5	1	0	1	5	5.0	5	0	1	14	14.0	14	0	2	2	10	5.0	8	0	28	
NOV 7	BUF	L	1/0	2	12	6.0	11	0	4	39	9.8	16	0	3	86	28.7	29	0	0	1	0	0.0	0	0	137	
NOV 14	@ PHI	L	1/0	0	0	0.0	0	0	2	9	4.5	8	0	5	65	13.0	18	0	2	2	20	10.0	13	0	94	
NOV 21	NYG	W	1/0	0	0	0.0	0	0	1	2	2.0	2	0	1	17	17.0	17	0	3	2	33	11.0	33	0	52	
NOV 28	PHI	W	1/0	3	24	8.0	14	0	1	9	9.0	9	0	2	68	34.0	45	0	2	0	19	9.5	19	0	120	
DEC 5	@ DET	L	1/0	6	60	10.0	16	0	4	41	10.3	26	0	3	60	20.0	24	0	2	1	25	12.5	19	0	186	
DEC 12	ARZ	W	1/0	3	19	6.3	9	0	2	14	7.0	9	0	0	8	--	8	0	3	0	18	6.0	13	0	59	
DEC 19	@ IND	L	1/0	5	42	8.4	14	1	6	61	10.2	25	0	2	53	26.5	29	0	3	0	33	11.0	15	0	189	
DEC 26	@ SF	W	1/0	1	-3	-3.0	-3	0	3	55	18.3	36	0	2	53	26.5	37	0	1	1	3	3.0	3	0	108	
JAN 2	MIA	W	1/0	4	16	4.0	8	0	1	29	29.0	29	0	1	19	19.0	19	0	1	0	11	11.0	11	0	75	
TOTALS		16/0		40	220	5.5	16	1	31	305	9.8	36	0	43	893	20.8	45	0	40	14	332	8.3	33	0	1750	
PLAYOFFS																										
JAN 8	DET	W	1/0	7	55	7.9	14	0	0	0	0.0	0	0	2	43	21.5	33	0	2	3	18	9.0	11	0	116	
JAN 15	@ TB	L	1/0	1	1	1.0	1	0	2	1	0.5	3	0	1	100	100.0	100	1	5	2	44	8.8	15	0	146	
TOTALS		2/0		8	56	7.0	14	0	2	1	0.5	3														

M E D I A G U I D E

MITCHELL GAME-BY-GAME

2000 PHILADELPHIA EAGLES				RUSHING					RECEIVING					KICKOFF RETURNS				PUNT RETURNS				Tot.					
DATE	OPP.	W/L	GP/GS	No.	Yds.	Avg.	LG	TD	No.	Yds.	Avg.	LG	TD	No.	Yds.	Avg.	LG	TD	No.	FC	Yds.	Avg.	LG	TD	Yds.		
SEP 3	@ DAL	W	1/0	8	39	4.9	9	1	1	5	5.0	5	0	1	29	29.0	29	0	4	2	20	5.0	13	0	93		
SEP 10	NYG	L	1/0	0	0	0.0	0	0	0	0	0.0	0	0	5	106	21.2	34	0	0	0	0	0.0	0	0	106		
SEP 17	@ GB	L	1/0	2	5	2.5	4	0	0	0	0.0	0	0	2	47	23.5	30	0	4	1	30	7.5	12	0	82		
SEP 24	@ NO	W	1/0	0	0	0.0	0	0	0	0	0.0	0	0	2	53	26.5	31	0	1	3	72	72.0	72	1	125		
OCT 1	ATL	W	1/0	2	105	52.5	85	1	1	3	35	11.7	21	0	2	135	67.5	89	1	2	5	15	7.5	10	0	290	
OCT 8	WAS	L	1/1	3	8	2.7	3	0	1	-5	-5.0	-5	0	2	90	25.0	28	0	2	3	28	14.0	16	0	81		
OCT 15	@ ARZ	W	1/0	3	16	5.3	6	0	0	0	0.0	0	0	3	76	25.3	32	0	2	1	0	0.0	0	0	32		
OCT 22	CHI	W	1/0	2	2	1.0	2	0	1	3	3.0	3	0	1	8	8.0	8	0	3	4	19	6.3	8	0	32		
OCT 29	@ NYG	L	1/0	1	-2	-2.0	-2	0	1	12	12.0	12	0	4	76	19.0	29	0	0	0	57	19.0	37	0	143		
NOV 5	DAL	W	1/0	0	0	0.0	0	0	2	19	9.5	10	0	3	71	23.7	30	0	1	2	2	2.0	2	0	92		
NOV 12	@ PIT	W	1/0	2	4	2.0	4	0	2	14	7.0	13	1	6	134	22.3	32	0	2	2	36	12.0	24	0	188		
NOV 19	ARZ	W	1/0	0	0	0.0	0	0	2	6	3.0	6	0	1	19	19.0	19	0	2	4	15	7.5	15	0	40		
NOV 26	WAS	W	1/0	0	0	0.0	0	0	0	0	0.0	0	0	4	85	21.3	28	0	1	2	6	6.0	6	0	91		
DEC 3	TEN	L	1/0	1	3	3.0	3	0	0	0	0.0	0	0	5	89	17.8	22	0	2	2	6	3.0	6	0	98		
DEC 10	@ CLE	W	1/0	0	0	0.0	0	0	0	0	0.0	0	0	5	126	25.2	32	0	1	0	15	15.0	15	0	141		
DEC 24	CIN	W	1/0	1	7	7.0	7	0	0	0	0.0	0	0	1	20	20.0	20	0	1	2	14	14.0	14	0	173		
TOTALS			16/1	25	187	7.5	85	2	13	89	6.8	21	1	47	1124	23.9	89	1	32	33	33.5	10.5	72	1	435		
PLAYOFFS																											
JAN 7	WAS	W	1/0	3	9	3.0	6	0	5	37	7.4	13	0	1	24	24.0	24	0	3	1	38	12.7	16	0	108		
JAN 7	@ NYG	L	1/0	3	18	6.0	8	0	3	27	9.0	11	0	5	125	25.0	34	0	1	0	2	2.0	2	0	172		
TOTALS			2/0	6	27	4.5	8	0	8	64	8.0	13	0	6	149	24.8	34	0	4	1	40	10.0	16	0	280		
2001																											
SEP 9	STL	L	1/0	0	0	0.0	0	0	0	0	0.0	0	0	3	87	29.0	43	0	3	0	28	9.3	11	0	115		
SEP 23	@ SEA	W	1/0	2	5	2.5	3	0	2	29	14.5	26	0	1	19	19.0	19	0	7	1	86	12.3	27	0	139		
SEP 30	DAL	W	1/0	0	0	0.0	0	0	0	0	0.0	0	0	3	69	23.0	28	0	4	2	57	14.3	54	0	126		
OCT 7	ARZ	L	1/0	3	14	4.7	11	0	3	82	27.3	56	0	1	20	20.0	20	0	2	3	18	9.0	9	0	134		
OCT 22	@ NYG	W	1/0	0	0	0.0	0	0	0	0	0.0	0	0	4	84	21.0	34	0	3	0	48	16.0	18	0	132		
OCT 28	OAK	L	1/0	0	0	0.0	0	0	0	0	0.0	0	0	5	117	23.4	27	0	1	1	31	31.0	31	0	148		
NOV 4	@ ARZ	W	1/0	0	0	0.0	0	0	0	0	0.0	0	0	2	118	59.0	94	1	4	3	49	12.3	22	0	167		
NOV 11	MIN	W	1/0	0	0	0.0	0	0	0	0	0.0	0	0	3	80	26.7	37	0	2	1	21	10.5	14	0	101		
NOV 18	@ DAL	W	1/0	2	-10	-5.0	-2	0	1	11	11.0	11	0	2	78	39.0	61	0	3	0	38	12.7	18	0	117		
NOV 25	WAS	L	1/0	0	0	0.0	0	0	0	0	0.0	0	0	1	20	20.0	20	0	2	1	10	5.0	11	0	30		
NOV 29	@ KC	W	1/0	0	0	0.0	0	0	0	0	0.0	0	0	1	16	16.0	16	0	1	2	1	1.0	1	0	17		
DEC 9	SD	W	1/0	0	0	0.0	0	0	0	0	0.0	0	0	2	43	21.5	27	0	4	1	69	17.3	32	0	112		
DEC 16	@ WAS	W	1/0	0	0	0.0	0	0	0	0	0.0	0	0	3	50	16.7	22	0	1	2	9	9.0	9	0	59		
DEC 22	@ SF	L	1/0	0	0	0.0	0	0	0	0	0.0	0	0	2	29	14.5	15	0	2	2	2	1.0	2	0	31		
DEC 30	NYG	W	1/0	0	0	0.0	0	0	0	0	0.0	0	0	5	125	25.0	37	0	0	3	0	0.0	0	0	125		
JAN 6	@ TB	W	1/0	0	0	0.0	0	0	0	0	0.0	0	0	3	70	23.3	35	0	0	0	0	0.0	0	0	70		
TOTALS			16/0	7	9	1.3	11	0	6	122	20.3	56	0	41	1025	25.0	94	1	39	22	467	12.0	54	0	1623		
PLAYOFFS																											
JAN 12	WAS	W	1/0	0	0	0.0	0	0	0	0	0.0	0	0	1	27	27.0	27	0	2	0	10	5.0	10	0	37		
JAN 19	@ CHI	W	1/0	0	0	0.0	0	0	0	0	0.0	0	0	4	84	21.0	30	0	2	0	27	13.5	15	0	111		
JAN 27	@ STL	L	1/0	0	0	0.0	0	0	0	0	0.0	0	0	6	128	21.3	41	0	2	1	20	10.0	16	0	148		
TOTALS			3/0	0	0	0.0	0	0	0	0	0.0	0	0	11	239	21.7	41	0	6	1	57	9.5	16	0	296		





Position: Wide Receiver
Height, Weight: 5-11, 184
Born: 11/28/78 in Lakeland, FL
College: UCLA
High School: Kathleen, Lakeland, FL
NFL Experience: 2nd (2nd as an Eagle)
Acquired by Eagles: D1-01 (25th selection overall)
Originally joined NFL: Same as above

A speedy, confident receiver, Freddie Mitchell spent the 2001 season absorbing the nuances of the West Coast offense. By the middle of the season, the 25th player selected overall in the draft worked his way to the 3rd receiver position and steadily increased his influence on the offense. Mitchell showed glimpses of being able to make plays in crucial situations, converting first downs on 71% of his touches.

BIRDSEED:

- Considers himself an aspiring world traveler. "I think half of life is traveling and getting to see the world." His recent trips include: Prague, Czech Republic; Rio de Janeiro, Brazil; Guadalajara, Mexico; and the Whistler Ski Resort in Vancouver, British Columbia, Canada. Mitchell also attended the 2001 Wimbledon Tennis Championships in England
- Mitchell filmed an episode of the television dating show, "A Dating Story," last spring. The show was

scheduled to air nationally on The Learning Channel. He took a Philadelphia-area woman on a date to Six Flags Great Adventure in Jackson, NJ

CAREER HIGHLIGHTS:

- Touched the ball 24 times in 2001 (21 receptions, 2 rushes and 1 pass attempt) and 17 of those were converted into first downs (71%)
- Caught his first pass from Donovan McNabb vs. Dal. (9/30/01) and his first TD from McNabb at Was. (12/16/01), a 4 yarder in the front corner of the end zone that put the Eagles ahead 7-6
- Started the regular season finale at TB (1/6/02)
- Became the third WR ever drafted by the Eagles in the 1st round and the first since 1984 (Kenny Jackson, 4th overall pick)

PERSONAL:

- Single and resides in Moorestown, NJ, in the offseason
- Was an All-America and all-state selection at Kathleen HS in Lakeland, FL, where he also lettered in cross country, baseball and basketball
- Was twice drafted in baseball, by the Tampa Bay Devil Rays in the 47th round in 1997 and by the Chicago White Sox in the 50th round in 2000
- His high school won the 1996-97 state basketball championship. He was a teammate of 76ers C Alvin Jones
- Is one of four children (brother, Tremaine and sisters, Shameka and Tracy) of Joyce and Freddie Mitchell, Sr.
- Is a cousin of Eagles RB Rod Smart
- Loves to dance, swim, go to movies and enjoys country music. In fact, he hosted a radio show on WXTU (92.5 FM), a Philadelphia country music station, during the 2001 season
- Was an outfielder for UCLA's baseball squad in 2000 that won a share of the Pac-10 title and reached the NCAA Super Regionals. He was a teammate of 2B Chase Utley, a member of the Phillies farm system

COLLEGE:

Finished his 3-year career with 119 receptions (7th in school history) for 2,135 yards (17.9 avg.) and 10TDs in 26 games (18 starts). In his final season as a junior, earned first team All-America honors by Walter Camp and *The Sporting News* and was a finalist for the Fred Biletnikoff Award (given to the top receiver in college football) after a 77-reception, 1,494-yd., 9-TD output. His 19.3 yd. avg. ranked 2nd in the nation. His 1,494



yards (2nd in the nation) broke the school's single-season mark (1,274 by Danny Farmer in 1998)

FREDDIE MITCHELL'S CAREER STATISTICS

Year	Team	GP/GS	Rec.	Yards	Avg.	LG	TD
2001	PHIL.	15/1	21	283	13.5	29	1
PLAYOFFS							
2001	PHIL.	3/1	3	16	5.3	8	0

ADDITIONAL CAREER STATISTICS

RUSHING: 2001 (2-(-4))

PASSING: 2001 (1-0-0)

CAREER HIGHS: RECEIVING - Recepts. 4 at Arz. 11/4/01, Yds. 62 at Arz. 11/4/01, Long 29 yds. from Donovan McNabb at KC 11/29/01, TDs 1 at Was. 12/16/01


MILESTONES: First reception: vs. Dal. 9/30/01 (QB Donovan McNabb), First touchdown: at Was. 12/16/01 (QB Donovan McNabb), First start: at TB 1/6/02.

INJURY HISTORY:

Was inactive at Sea. (9/23/01) (hamstring)

MITCHELL GAME-BY-GAME

2001 PHILADELPHIA EAGLES										
DATE	OPP.	W/L	P/S	Rec	Yds	Avg	LG	TD		
Sep 9	StL	L	1/0	0	0	0.0	0	0		
Sep 23	SEA	W	0/0	INACTIVE/HAMSTRING						
Sep 30	DAL	W	1/0	1	0	0.0	0	0		
Oct 7	ARZ	L	1/0	0	0	0.0	0	0		
Oct 22	NYG	W	1/0	0	0	0.0	0	0		
Oct 28	OAK	L	1/0	1	15	15.0	15	0		
Nov 4	ARZ	W	1/0	4	62	15.5	25	0		
Nov 11	MIN	W	1/0	3	38	12.7	17	0		
Nov 18	DAL	W	1/0	2	15	7.5	10	0		
Nov 25	WAS	L	1/0	0	0	0.0	0	0		
Nov 29	KC	W	1/0	3	60	20.0	29	0		
Dec 9	SD	W	1/0	1	5	5.0	5	0		
Dec 16	WAS	W	1/0	2	27	13.5	23	1		
Dec 22	SF	L	1/0	2	31	15.5	23	0		
Dec 30	NYG	W	1/0	2	30	15.0	15	0		
JAN 6	TB	W	1/1	0	0	0.0	0	0		
TOTALS			15/1	21	283	13.5	29	1		
PLAYOFFS										
JAN 12	TB	W	1/1	0	0	0.0	0	0		
JAN 19	CHI	W	1/0	2	14	7.0	8	0		
JAN 27	StL	L	1/0	1	2	2.0	2	0		
TOTALS			3/1	3	16	5.3	8	0		



19 SEAN MOREY

Position: Wide Receiver
Height, Weight: 5-11, 194
Born: 2/26/76 in Marshfield, MA
College: Brown
High School: Marshfield, Marshfield, MA
NFL Experience: 1st (2nd as an Eagle)
Acquired by Eagles: FA-2001
Originally joined NFL: D7-99 (241st selection overall)

One of the most prolific wide receivers in the history of the Ivy League, Morey spent the 2001 season out of football before signing with the Eagles on 1/8/02, just in time to bolster the special teams units for their playoff run. A 7th round draft choice of New England in 1999, Morey had played both wide receiver and defensive back with the Patriots and the Barcelona Dragons of NFL Europe.

BIRDSEED:

- This past offseason picked up the game of ice hockey, a sport his girlfriend, Cara Gardner, has excelled at for years. After earning her degree at Brown and starring on the women's ice hockey team, Gardner signed to play for the Montreal Wingstars of the National Women's Hockey League. She currently is pursuing her masters of science in exercise physiology at McGill University
- His father, Dennis, is a commercial lobsterman on the south shore of Massachusetts. Dennis was also a semi-pro football player for the Brockton Pros among other EFL teams. His brother, Dean, is a fisherman along the south shore as well
- His grandfather, Joe, and his great uncle, Dick, have intriguing backgrounds in basketball. Both have been inducted to the Bridgewater State Hall of Fame. Dick coached the 1922-23 season at Bridgewater State. He is also credited with building the first glass backboards used in the Boston Garden. Joe is the legendary coach at East Bridgewater HS, where the gymnasium has been



named after him. In addition to coaching, he taught during the school year and was a lobsterman in the summer

CAREER HIGHLIGHTS:

- Collected two special teams tackles during the Wild Card playoff game vs. TB on (1/12/01)
- In the spring of 2001, played defensive back with the Barcelona Dragons of NFL Europe finishing the season with 39 tackles, 1.5 sacks, and 1 INT in leading his team to the World Bowl
- Competed in 2000 NFLE season as a WR and caught 37 passes for 415 yards and 3 TDs for the Dragons
- Was released by the Patriots following training camp (8/27/00) but then was added to the Patriots practice squad (10/18/00) and worked at both wide receiver and defensive back. Was released from practice squad (12/18/00)
- In 1999, Morey played in the final two games of the season on special teams for the Patriots. He made the opening day roster, but was deactivated for the season opener before being released on 9/15/99. Was re-signed to the team's practice squad and to the 53-man roster on 12/7/99
- Morey made his NFL debut vs. Buf. (12/26/99)

PERSONAL:

- Single and resides in Philadelphia
- Played WR and DB at Marshfield (MA) HS
- Lettered in basketball, track and football at Marshfield
- Earned degree with honors in organizational behavior and management
- Served as the 2000 chairman for Rhode Island's

23rd Annual Special Olympics Sports Celebrity Carnival.

- Enjoys reading; has read to local elementary schools in Massachusetts
- Appeared in *Sports Illustrated's* "Faces in the Crowd" on Jan. 12, 1998
- One of four children (two brothers and a twin sister)
- List of favorites: Good Will Hunting (movie), The Fountainhead (book), The Simpsons (TV show), and Dave Matthews Band (music)
- Full name: Sean Joseph Morey

COLLEGE:

Finished with an Ivy-League record 251 receipts. for 3,850 yds. and 40 TDs at Brown University. Voted Ivy-League Player of the Year in 1997 with 74 receipts. for an Ivy League record 1,434 yds. and 15 TDs. Was a three-time All-Ivy League selection. Became the first Brown football player to have his number retired (#24). Holds 11 records at Brown, including career records for pass receipts. (251), rec. yards (3,850), TD receptions (39), points scored (240) and kickoff return yds. (1,736). Owns records for the most receipts. in a season (83, 1998) single game records for receiving yards (221; vs. Cornell 1997), TD receptions (3; vs. Cornell and Columbia 1997) and longest pass reception (92 yards vs. Fordham 1997). Ranked third behind Jerry Rice, (4,693) and Dedrick Ward (3,876) in the NCAA I-AA all-time record book with 3,850 receiving yards. Also ranks third with 251 receptions and fourth with 39 TDs. Started all 40 games during his college career and caught at least one pass in every game.

JEWELERS ROW

The following Eagles have won a Super Bowl or conference championship:

SUPER BOWL

Sean Landeta (NY Giants - SB XXI) and SB XXV)

Brian Mitchell (Washington - SB XXVI)

Jeff Thomason (Green Bay SB XXXI)

Note: SB indicates which Super Bowl the player participated.

CONFERENCE CHAMPION


Mike Bartrum (New England - SB XXXI)

Blaine Bishop (Tennessee - SB XXXIV)

Jon Runyan (Tennessee - SB XXXIV)

Jeff Thomason (Green Bay - SB XXXII)





87 TODD PINKSTON

Position: Wide Receiver
Height, Weight: 6-2, 174
Born: 4/23/77 in Forest, MS
College: Southern Mississippi
High School: Forest, Forest, MS
NFL Experience: 3rd (3rd as an Eagle)
Acquired by Eagles: D2a-00 (36th selection overall)
Originally joined NFL: Same as above

In his first season as a full-time starter in 2001, Pinkston exhibited the playmaking ability the Eagles were looking for when they made him the 36th overall selection in the 2000 draft. A speedy receiver, Pinkston worked to improve his strength and durability before the 2001 season. After training throughout the offseason with Pro Bowl CB Troy Vincent, he entered the season a much more physical and confident player.

BIRDSEED:

- Organized "Todd Pinkston's Enhancement Program" which is an after school tutoring program for students of all ages in Scott County, MS
- Has a twin sister, Arnedral (nicknamed "Nee-Nee")

CAREER HIGHLIGHTS:

- Posted career-highs with 99 yds. and 7 receptions vs. StL (9/9/01), including a 4th down catch on the Eagles final drive of regulation that led to a game-

tying TD and sent the game into OT

- Caught his first TD reception from Donovan McNabb vs. Dal. (9/30/01), by leaping into the air, splitting two-defenders and snagging the ball with his fingertips
- Snagged two TDs from McNabb vs. Arz. (10/7/01)
- Hauled in the longest reception of his career at Was. (12/16/01) - a 62 yd. TD strike from McNabb
- His 41-yd. catch vs. TB in the NFC Wild Card game (1/12/02) set up the Eagles first TD
- Scored the Eagles first TD of the game at StL in the NFC Championship game (1/27/02) with a 12-yd. reception from McNabb
- As a rookie in 2000, shared the #3 wide receiver role with Na Brown and made his first career start at GB (9/17/00) in place of Torrance Small (hamstring)
- Made his first NFL catch - an 8 ydr. from McNabb - and was the second leading receiver with 3 receptions in his NFL debut at Dal. (9/3/00)

PERSONAL:

- Single and resides in Hattiesburg, MS, where he trains in the offseason with the Southern Miss football team
- He and his brother Joey were college teammates. Joey coached at East Central Community College in Decatur, MS, during 2001
- Earned his degree in coaching and sports administration
- Earned All-State and Mississippi Gatorade Super 35 honors as a wide receiver at Forest HS. A first-team all-county selection, he earned team MVP and top offensive player honors
- Also lettered in baseball, basketball and track
- Lists catching the winning TD, a 21-yard reception, in the Mississippi State High School Championship game as his most memorable football experience
- Threw out the first pitch at the Little League baseball opening ceremony in Morrisville, PA, in April of 2002
- Dressed as Elvis on Halloween 2000 and visited sick children at Temple Children's Hospital
- List of favorites: Tom and Jerry (cartoon), seafood (food), Apple Jacks (cereal) and Mother's Day (holiday)
- Idolized Jerry Rice - another WR from Mississippi - as a kid
- Posted a triple double (25 pts., 10 ast., 13 reb.) in his 2001 debut on the Eagles offseason basketball



team as it took on the Madison Bank All-Stars. The opposing team included Gervase from the first edition of Survivor

COLLEGE:

Finished his four-year career (44 games, 34 starts) at Southern Mississippi ranked 2nd to Sherrod Gideon in all major receiving categories with 149 catches for

2,366 yards and 22 TDs. Made at least one catch in his last 41 collegiate games. As a senior, led the Golden Eagles with 48 receptions for 977 yards and 11 TDs en route to 3rd team All-America honors. The previous season had a career-high 52 catches for 848 yards and 7 TDs. Registered career-highs in catches (12) and yards (203; the 2nd most in school history) against Nevada.

PINKSTON GAME-BY-GAME

2000 PHILADELPHIA EAGLES									
DATE	OPP.	W/L	P/S	Rec	Yds	Avg	LG	TD	
SEP 3	DAL	W	1/0	3	29	9.7	11	0	
SEP 10	NYG	L	1/0	1	23	23.0	23	0	
SEP 17	GB	L	1/1	0	0	0.0	0	0	
SEP 24	NO	W	1/0	1	11	11.0	11	0	
OCT 1	ATL	W	1/0	1	11	11.0	11	0	
OCT 8	WAS	L	1/0	0	0	0.0	0	0	
OCT 15	Arz	W	1/0	0	0	0.0	0	0	
OCT 22	Chi	W	1/0	0	0	0.0	0	0	
OCT 29	NYG	L	1/0	0	0	0.0	0	0	
NOV 5	DAL	W	1/0	0	0	0.0	0	0	
NOV 12	Pit	W	1/0	0	0	0.0	0	0	
NOV 19	Arz	W	1/0	0	0	0.0	0	0	
NOV 26	WAS	W	1/0	1	6	6.0	6	0	
DEC 3	TEN	L	1/0	1	45	45.0	45	0	
DEC 10	CLE	W	1/0	2	56	28.0	42	0	
DEC 24	CIN	W	1/0	0	0	0.0	0	0	
TOTALS			16/1	10	181	18.1	45	0	
PLAYOFFS									
DEC 31	TB	W	1/0	1	5	5.0	5	0	
JAN 7	NYG	L	1/0	0	0	0.0	0	0	
TOTALS			2/0	1	5	5.0	5	0	
2001									
DATE	OPP.	W/L	P/S	Rec	Yds	Avg	LG	TD	
SEP 9	StL	L	1/1	7	99	14.1	27	0	
SEP 23	SEA	W	1/1	1	6	6.0	6	0	
SEP 30	DAL	W	1/1	3	71	23.7	44	1	
OCT 7	Arz	L	1/1	4	90	22.5	51	2	
OCT 22	NYG	W	1/1	4	39	9.8	23	0	
OCT 28	OAK	L	1/1	0	0	0.0	0	0	
NOV 4	Arz	W	1/1	3	15	5.0	9	0	
NOV 11	MIN	W	1/1	2	20	10.0	12	0	
NOV 18	DAL	W	1/1	2	30	15.0	24	0	
NOV 25	WAS	L	1/1	2	11	5.5	8	0	
NOV 29	KC	W	1/1	2	37	18.5	21	0	
DEC 9	SD	W	1/1	5	17	3.4	7	0	
DEC 16	WAS	W	1/1	2	77	38.5	62T	1	
DEC 22	SF	L	1/1	3	51	17.0	23	0	
DEC 30	NYG	W	1/1	2	23	11.5	14	0	
JAN 6	TB	W	0/0			DNP			
TOTALS			15/15	42	586	14.0	62T	4	
PLAYOFFS									
JAN 12	TB	W	1/1	5	62	12.4	41	0	
JAN 19	Chi	W	1/1	2	19	9.5	13	0	
JAN 27	StL	L	1/1	1	12	12.0	12T	1	
TOTALS			3/3	8	93	11.6	41	1	

TODD PINKSTON'S CAREER STATISTICS

YEAR	TEAM	GP/GS	REC.	YARDS	AVG.	LG	TD
2000	PHIL.	16/1	10	181	18.1	45	0
2001	PHIL.	15/15	42	586	14.0	62T	4
TOTALS		31/16	52	767	14.8	62T	4

PLAYOFFS

2000	PHIL.	2/0	1	5	5.0	5	0
2001	PHIL.	3/3	8	93	11.6	41	1
TOTALS		5/3	9	98	10.9	41	1


ADDITIONAL CAREER STATISTICS

RUSHING: 2001 (1-5)

CAREER HIGHS: RECEIVING - Recepts. 7 vs. StL 9/9/01, Yds. 99 at vs. StL 9/9/01, Long 62-yd. TD from Donovan McNabb at Was. 12/16/01, Touchdowns: 2 vs. Arz. 10/7/01

MILESTONES: First reception: at Dal. 9/3/00 (QB Donovan McNabb), First touchdown: vs. Dal. 9/30/01 (QB Donovan McNabb), First start: at GB 9/17/00.





Position: Fullback
Height, Weight: 6-0, 238
Born: 5/4/74 in Washington, DC
College: Akron
High School: Monessen, Monessen, PA
NFL Experience: 2nd (2nd as an Eagle)
Acquired by Eagles: Waivers (NY) 2001
Originally joined NFL: Signed as a rookie free agent in 1998 by Arizona

After enduring three trips to the waiver wire, a stint in NFL Europe, and a season in the now-defunct XFL, Jamie Reader finally earned a roster spot in the NFL with Philadelphia in 2001. Reader made the most of his opportunity with the Eagles last year, playing in all 16 regular season games and all three postseason contests as a back-up fullback to Cecil Martin and as a solid special teams performer.

CAREER HIGHLIGHTS:

- Reader forced and recovered a fumble by KR Michael Wiley on special teams vs. Dal. (9/30/01)
- Collected 13 special teams tackles in 2001 and ranked 9th in special teams production points
- Caught 2 passes, a 3-yd. at Dal (11/18) and an 11-yd. pass vs. SD (12/9) in 2001.
- Joined the Eagles for a second time (5/10/01) after a stint with the XFL's San Francisco Demons (Spring, 2001), helping them to the championship game
- Was originally signed to the Eagles practice squad on 9/30/99 and remained with the team through training camp in 2000 before being released prior to the start of that season
- Spent the spring of 1999 with the Scottish Claymores of NFL Europe, where he started all 10 games and went 27-43 rushing and 16-187 receiving
- A rookie free agent signee of the Cardinals in 1998, was released by Arizona during training camp. Was then claimed off waivers by Miami (7/24/98) and spent the 1998 season on their practice squad

PERSONAL:

- Single and resides in Monessen, PA
- Has a daughter, Jami (12/29/95)
- Has one sister, Jocelyn, who graduated with a degree in biology from Goucher (MD) College
- Majored in communications
- Lettered in football and basketball at Monessen (PA) HS
- Favorites include Menace II Society (movie), Prayer of Jabez (book), Samuel L. Jackson (actor), Halle Barry (actress), "Illmatic" by Nas (CD)
- Full name: Jamieson Jordan Reader


COLLEGE:

Finished his career at Akron with 207-761-6TDs rushing numbers and 45-316-2TDs receiving stats. Collected most valuable running back award as a sophomore, and the team's most valuable player award as a senior.

JAMIE READER'S CAREER STATISTICS

YEAR	TEAM	GP/GS	RUSHING					RECEIVING					STT
			No	Yds	Avg	LG	TD	No	Yds	Avg	LG	TD	
2001	PHIL.	16/0	0	0	0	0	0	2	14	7.0	11	0	13
PLAYOFFS													
2001	PHIL.	3/0	1	-1	-1.0	-1	0	0	0	0.0	0	0	0
CAREER HIGHS: RECEIVING - Recepts. 1 (twice) last vs. SD 12/9/01, Yds. 11 vs. SD 12/9/01, Long 11 from Donovan McNabb vs. SD 12/9/01.													
MILESTONES: First reception: at Dal. 11/18/01.													





Position: Linebacker

Height, Weight: 6-2, 222

Born: 10/16/73 in Jacksonville, NC

College: Michigan State

High School: Aiken, Cincinnati, OH

NFL Experience: 5th (5th as an Eagle)

Acquired by Eagles: D5-98

Originally joined NFL: Same as above

Outstanding special teams play has become a staple in Philadelphia for the past few years, and Ike Reese has been one of the vocal and emotional leaders of those units. His production has also been just as important. He has led the Eagles special teams over the past four seasons with 78 tackles and countless big blocks. Reese is also a solid reserve linebacker, who will compete for more playing time on defense in 2002. Reese was rewarded in training camp of 2001 with a four-year contract extension on July 31.

BIRDSEED:

• This past offseason, sponsored and hosted two AAU basketball teams from Cincinnati to travel to Philadelphia for the Charlie Webber Invitational tournament at Villanova. Thanks to Reese, both the Queen City Prophets 16-and-under and 17-and-under AAU basketball teams participated in the 3-day tournament, which features some of the country's top high school basketball talent

- A golfer in the offseason, he participated in the 2002 NFL Golf Classic and played with two-time U.S. Open Champ Andy North
- In 2001, participated in the annual New York Fashion Week in Bryant Park as a runway model for designer Francis Hendy

CAREER HIGHLIGHTS:

- Led the Eagles with 78 special teams tackles from 1998-2001
- Ranked 4th on the special teams in tackles (20) and 3rd in production points (191) in 2001
- In 2000, tied for the team lead in production points with 218 and tied for 3rd on the team in special teams tackles with 25
- Forced a fumble by PR Deion Sanders vs. Wash (10/8/00) that was recovered by the Eagles
- With injuries to DE's Hugh Douglas and Al Wallace in 1999, Reese served as a DE in certain defensive packages and tied for 3rd on the team with 3 sacks
- Posted his first career sack at NYG (Kent Graham – 10/3/99) and then another of Graham in the 2nd meeting vs. the Giants (10/31/99)
- Recorded a career-high 8 tackles vs. Ind. (11/21/99)
- As a rookie season, saw plenty of action in the nickel defense packages throughout the last few weeks of the season. Was used as a DE at Dal. (10/20/98)

PERSONAL:

- Ike and Rene Reese were married this past offseason on 2/16/02 at The Mansion in Voorhees, NJ. The couple honeymooned on a Caribbean cruise
- Attended Woodard HS in Cincinnati, OH, before transferring to nearby Aiken HS as a sophomore
- Delivered and install dozens of computers at Philadelphia's Kensington HS as a part of the "Touchdowns for Technology" program
- From 2000-01, the personable Reese teamed up with former LB Mike Caldwell to host a "Mike and Ike" segment on the local NBC affiliate (WCAU)
- Is on the Eagles offseason basketball squad
- Enjoys listening to music and playing video games
- List of favorites: Robert DeNiro (actor), Angela Bassett (actress), Scarface (movie), Martin (TV show), espn.com (web site), steak (food), Fruit Loops (cereal), and "Never be content with someone else's definition of you" (quote)
- Earned a degree in communications
- Full Name: Isaiah Reese



MEDIA GUIDE

COLLEGE:

A four-year starter and the only two-time captain in Michigan State history at the time he graduated, he finished his Spartans career ranked 3rd on the school's all-time tackle list with 420. Also notched 10 sacks, 3 INTs, 4 forced fumbles and 5 fumble recover-

ies. As a senior, earned team MVP, first team All Big-10, and third team All-America honors after posting a career-high 137 stops, 3 sacks and 2 INTs.

INJURY HISTORY:

Suffered a foot injury in the 2nd half at TB (1/6/02) and subsequently missed three postseason games.

IKE REESE'S CAREER STATISTICS

YEAR	TEAM	GP/GS	TACKLES			QUARTERBACK		PASSES DEFENDED						
			SOLO	AST	TOT	SACKS	HUR	INT	Yds	LG	KD	FF	FR	STT
1998	PHIL.	16/0	1	0	1	0.0	1	0	0	0	1	0	0	13
1999	PHIL.	16/0	17	12	29	3.0	9	0	0	0	3	2	0	20
2000	PHIL.	16/0	3	2	5	0.0	0	0	0	0	0	0	25	
2001	PHIL.	16/0	16	4	20	0.0	0	0	0	2	1	0	20	
TOTALS		64/0	37	18	55	3.0	10	0	0	0	6	3	0	78
PLAYOFFS														
2000	PHIL.	2/0	0	0	0	0.0	0	0	0	0	0	0	0	0
2001	PHIL.	0/0	INACTIVE/FOOT											
TOTALS		2/0	0	0	0	0.0	0	0	0	0	0	0	0	0

CAREER HIGHS: TACKLES - Total 8 vs. Ind. 11/21/99, SACKS - 1 (3 times) last at Arz. 12/5/99
MILESTONES: First sack: at NYG 10/3/99 (QB Kent Graham).

REESE GAME-BY-GAME

1998 PHILADELPHIA EAGLES													2000																			
DATE	OPP.	W/L	P/S	S	A	T	SAC	HUR	INT	Yds	LG	KD	FF	FR	DATE	OPP.	W/L	P/S	S	A	T	SAC	HUR	INT	Yds	LG	KD	FF	FR			
SEP 6	SEA	L	1/0	0	0	0	0.0	0	0	0	0	0	0	0	SEP 3	DAL	W	1/0	0	0	0	0.0	0	0	0	0	0	0	0			
SEP 13	ATL	L	1/0	0	0	0	0.0	0	0	0	0	0	0	0	SEP 10	NYG	L	1/0	0	0	0	0.0	0	0	0	0	0	0	0	0		
SEP 20	ARZ	L	1/0	0	0	0	0.0	0	0	0	0	0	0	0	SEP 17	GB	L	1/0	0	0	0	0.0	0	0	0	0	0	0	0	0		
SEP 27	KC	L	1/0	0	0	0	0.0	0	0	0	0	0	0	0	SEP 24	NO	W	1/0	0	0	0	0.0	0	0	0	0	0	0	0	0	0	
OCT 4	DEN	L	1/0	0	0	0	0.0	0	0	0	0	0	0	0	OCT 1	ATL	W	1/0	0	0	0	0.0	0	0	0	0	0	0	0	0	0	
OCT 11	WAS	W	1/0	0	0	0	0.0	0	0	0	0	0	0	0	OCT 8	WAS	L	1/0	0	0	0	0.0	0	0	0	0	0	0	0	0	0	0
OCT 18	SD	L	1/0	0	0	0	0.0	0	0	0	0	0	0	0	OCT 15	ARZ	W	1/0	0	0	0	0.0	0	0	0	0	0	0	0	0	0	0
NOV 2	DAL	L	1/0	0	0	0	0.0	1	0	0	0	0	0	0	OCT 22	CHI	W	1/0	0	0	0	0.0	0	0	0	0	0	0	0	0	0	0
NOV 8	DET	W	1/0	1	0	1	0.0	0	0	0	0	0	0	0	OCT 29	NYG	L	1/0	2	0	2	0.0	0	0	0	0	0	0	0	0	0	0
NOV 15	WAS	L	1/0	0	0	0	0.0	0	0	0	0	0	0	0	NOV 5	DAL	W	1/0	0	1	1	0.0	0	0	0	0	0	0	0	0	0	0
NOV 22	NYG	L	1/0	0	0	0	0.0	0	0	0	0	0	0	0	NOV 12	PIT	W	1/0	0	0	0	0.0	0	0	0	0	0	0	0	0	0	0
NOV 29	GB	L	1/0	0	0	0	0.0	0	0	0	0	0	0	0	NOV 19	ARZ	W	1/0	1	1	2	0.0	0	0	0	0	0	0	0	0	0	0
DEC 3	STL	W	1/0	0	0	0	0.0	0	0	0	0	0	0	0	NOV 26	WAS	W	1/0	0	0	0	0.0	0	0	0	0	0	0	0	0	0	0
DEC 13	ARZ	L	1/0	0	0	0	0.0	0	0	0	0	1	0	0	DEC 3	Ten	L	1/0	0	0	0	0.0	0	0	0	0	0	0	0	0	0	0
DEC 20	DAL	L	1/0	0	0	0	0.0	0	0	0	0	0	0	0	DEC 10	Cle	W	1/0	0	0	0	0.0	0	0	0	0	0	0	0	0	0	
DEC 27	NYG	L	1/0	0	0	0	0.0	0	0	0	0	0	0	0	DEC 24	CIN	W	1/0	0	0	0	0.0	0	0	0	0	0	0	0	0	0	
TOTALS		16/0	1	0	1	0.0	1	0	0	0	0	1	0	TOTALS		16/0	3	2	5	0.0	0	0	0	0	0	0	0	0	0			
1999													2001																			
DATE	OPP.	W/L	P/S	S	A	T	SAC	HUR	INT	Yds	LG	KD	FF	FR	DATE	OPP.	W/L	P/S	S	A	T	SAC	HUR	INT	Yds	LG	KD	FF	FR			
SEP 12	ARZ	L	1/0	0	0	0	0.0	0	0	0	0	0	0	0	SEP 9	STL	L	1/0	0	0	0	0.0	0	0	0	0	0	0	0			
SEP 19	TB	L	1/0	0	0	0	0.0	0	0	0	0	0	0	0	SEP 23	SEA	W	1/0	0	0	0	0.0	0	0	0	0	0	0	1	0		
SEP 26	BUF	L	1/0	0	0	0	0.0	0	0	0	0	0	0	0	SEP 30	DAL	W	1/0	3	2	5	0.0	0	0	0	0	0	0	0	0		
OCT 3	NYG	L	1/0	1	0	1	1.0	2	0	0	0	0	1	0	OCT 7	ARZ	L	1/0	0	0	0	0.0	0	0	0	0	0	0	0	0		
OCT 10	DAL	W	1/0	0	0	0	0.0	0	0	0	0	0	0	0	OCT 22	NYG	L	1/0	1	0	1	0.0	0	0	0	0	0	0	0	0		
OCT 17	CHI	W	1/0	0	0	0	0.0	0	0	0	0	0	0	0	OCT 28	OAK	L	1/0	0	0	0	0.0	0	0	0	0	0	0	0	0		
OCT 24	MIA	L	1/0	0	0	0	0.0	0	0	0	0	0	0	0	NOV 4	ARZ	W	1/0	4	1	5	0.0	0	0	0	0	1	0	0			
OCT 31	NYG	L	1/0	1	2	1.0	1	0	0	0	0	1	0	0	NOV 11	MIN	W	1/0	2	0	2	0.0	0	0	0	0	0	0	0	0		
NOV 7	CAR	L	1/0	4	2	6	0.0	0	0	0	0	0	0	0	NOV 18	DAL	W	1/0	0	0	0	0.0	0	0	0	0	1	0	0			
NOV 14	WAS	W	1/0	0	0	0	0.0	0	0	0	0	0	1	0	NOV 25	WAS	L	1/0	0	0	0	0.0	0	0	0	0	0	0	0			
NOV 21	IND	L	1/0	4	4	8	0.0	0	0	0	0	0	0	0	NOV 29	KC	W	1/0	0	0	0	0.0	0	0	0	0	0	0	0			
NOV 28	WAS	L	1/0	2	0	2	0.0	0	0	0	0	0	0	0	DEC 9	SD	W	1/0	0	0	0	0.0	0	0	0	0	0	0	0			
DEC 5	ARZ	L	1/0	1	2	1.0	3	0	0	0	1	1	0	0	DEC 16	WAS	W	1/0	0	0	0	0.0	0	0	0	0	0	0	0			
DEC 12	DAL	L	1/0	3	2	5	0.0	1	0	0	0	0	0	0	DEC 22	SF	L	1/0	1	0	1	0.0	0	0	0	0	0	0	0			
DEC 19	NE	W	1/0	1	1	2	0.0	2	0	0	0	0	0	0	DEC 30	NYG	W	1/0	0	0	0	0.0	0	0	0	0	0	0	0			
JAN 2	STL	W	1/0	0	1	1	0.0	0	0	0	0	0	0	0	JAN 6	TB	W	1/0	5	1	6	0.0	0	0	0	0	0	0	0			
TOTALS		16/0	17	12	29	3.0	9	0	0	0	0	3	2	0	TOTALS		16/0	16	4	20	0.0	0	0	0	0	0	2	1				
PLAYOFFS													PLAYOFFS																			
															JAN 12	TB	W	0/0				INACTIVE/FOOT										
															JAN 19	CHI	W	0/0				INACTIVE/FOOT										
															JAN 27	STL	L	0/0				INACTIVE/FOOT										





69 JON RUNYAN

Position: Tackle
Height, Weight: 6-7, 330
Born: 11/27/73 in Flint, MI
College: Michigan
High School: Carman-Ainsworth, Flint, MI
NFL Experience: 7th (3rd as an Eagle)
Acquired by Eagles: UFA (Ten.) 2000
Originally joined NFL: D4b-96 by Houston (109th selection overall)

"When I'm out there, I want to hurt whoever's across the line from me, even if it's my brother." That's the mentality Jon Runyan takes with him every time he steps onto the field. At 6-7, 330, he is trusted with protecting Donovan McNabb and his relentless, physical play has trickled down to each of his linemates. "What Jon has brought to the offensive line is that temperament of his," said Eagles head coach Andy Reid. "He is going to maul you and beat you up and feel pretty good about doing it. That's been contagious all the way across the line." When Philadelphia signed Runyan to a six-year contract on 2/14/00 and teamed him with LT Tra Thomas (6-7, 349), it formed one of the largest tackle tandems in league history. The 7th-year pro was originally drafted in the 4th round in 1996 by Houston and went on to spend his first four NFL campaigns with the Oilers/Titans franchise

BIRDSEED:

- The Runyan's Mt. Laurel, NJ, home was featured in the April 2002 issue of *Philadelphia Magazine*
- In 2001, had offseason surgery to resolve a snoring problem. Using laser and radio frequency, this procedure eliminates excessive tissues in the soft palate, uvula, tonsils and nasal passages that cause airway obstruction
- Donned a sombrero and did a Mexican hat dance with a mariachi band at their wedding. His wife, Loretta, chose a Mexican theme to celebrate her Hispanic heritage

CAREER HIGHLIGHTS:

- Has started 80 consecutive regular season games - all at RT, including the last 32 in Philadelphia. He has also started all 9 career playoff contests
- Named to the 2001 All-Madden team and the All-NFL Interview Team
- Helped RB Correll Buckhalter to a team rookie rushing record 134 yds. vs. Arz. (10/7/01). Buckhalter also posted 586 yards on just 129 carries in 2001, to break the Eagles rookie rushing record set by Keith Byars (177-577) in 1986
- Limited All-Pro DE Michael Strahan to 1 sack at NYG (10/22/01) on Monday Night Football
- Blocked the first FG of his career at Dal. (11/18/01)
- Was a member of an offensive line that started all 16 regular season games (and both playoff contests) in the same combination in 2000. As such, the Eagles were just one of four clubs to have the unit stay intact throughout the season and, since the NFL went to a 16 game schedule in 1978, became the first Philadelphia team to accomplish that feat
- At Dal. (9/3/00), helped the Eagles to their first 300-yard rushing day since 11/4/90 (304 vs. NE) and RB Duce Staley to only the second 200-yard output in team history (Steve Van Buren rushed for 205 yards vs. Pittsburgh on 11/27/49)
- Was named to Fox Sports analyst Howie Long's 2000 "Tough Guys" team
- In 1999, helped pave the way for the Titans magical ride to Super Bowl XXXIV by starting all 16 regular season games and 4 postseason contests at RT. For his efforts, earned 2nd team All-Pro team honors from the Associated Press and *Football Digest*
- Played a major role on the Titans offensive line that allowed just 25 sacks (3rd fewest in the NFL in 1999), while paving the way for Eddie George's 4th



straight 1,200-yard rushing season (1,304 yards)

- Held future Hall of Fame DE Reggie White sackless in his final home game at GB (12/20/98)
- Was a first-year starter on an O-line in 1997, that helped RB Eddie George to eight 100-plus-yard performances, including a 216-yard outing vs. Oak. (8/31), that tied a club record
- Played in 10 games on special teams and as a reserve tackle in 1996. Dressed but DNP in six contests
- Played in first NFL game against Ravens (9/15/96), seeing action at left tackle in 4th qtr.
- Was the second of two 4th round draft choices (the 109th selection overall) by Houston. That selection was acquired from Oakland in exchange for swapping first-round positions with the Raiders. Oakland moved up to the 9th selection overall to draft TE Rickey Dudley, while the Oilers picked RB Eddie George with the 14th overall pick
- Entered NFL draft with one year of eligibility left at Michigan

PERSONAL:

- Jon and his wife, Loretta, welcomed a daughter, Isabella Ann, on 1/8/02. They also have a son, Jon, Jr. (8/8/97) and another daughter, Alyssa (10/5/99)
- Served along with his wife and the Akers family as the honorary chairpeople for the 2001 Cystic Fibrosis Evening with the Eagles
- A supporter of the Variety Club, he participated in a promotional photo shoot for the cause in 2001

- Was a 1st-team all-conference selection on defense, and earned 2nd-team honors on offense for the Cavaliers of Carman-Ainsworth HS in Flint, MI
- Was a two-time, all-conference pick in basketball and was offered a basketball scholarship by Michigan State
- Also lettered in track, and was a two-time Class A state champ in the shot put (60')
- List of favorites: Clint Eastwood (actor), Frosted Flakes (cereal), pizza (food), King Pin (movie), Home Improvement (TV show), and "If you love what you do, you will never work a day in your life" (quote)
- Majored in movement science in the department of kinesiology
- Full name: Jon Daniel Runyan


COLLEGE:

Was a three-year starter for the Wolverines, playing both tackle and guard. As a junior, started at left tackle and earned first-team All-Big Ten Conference honors in addition to 3rd-team All-America honors. As a sophomore, was the recipient of the Hugh Rader Award, given annually to the team's top offensive lineman. Redshirted in 1992.

RUNYAN'S CAREER GAMES PLAYED/STARTED:
 (Oilers/Titans 1996-99, Eagles 2000-01); 1996 (10/0), 1997 (16/16), 1998 (16/16), 1999 (16/16), 2000 (16/16), 2001 (16/16); **TOTALS:** (90/80)

PLAYOFF GAMES PLAYED/STARTED: 1999 (4/4), 2000 (2/2), 2001 (3/3); **TOTALS:** (9/9)





Position: Wide Receiver
Height, Weight: 6-0, 191
Born: 6/2/78 in West Palm Beach, FL
College: Michigan State
High School: Suncoast, Riviera Beach, FL
NFL Experience: 3rd (3rd as an Eagle)
Acquired by Eagles: D4-00 (99th selection overall)
Originally joined NFL: Same as above

The Eagles 4th round draft pick in 2000, Scott got his first taste of NFL action during the 2001 season. Now, with two years of the West Coast offense under his belt, this former Michigan St. star looks to make a push for even more playing time in 2002.

CAREER HIGHLIGHTS:

- Grabbed the only 2 catches (for 26 yds.) of his NFL career vs. TB (1/6/02), the first of which set up the first of two 4th quarter TDs
- Played in his first regular season game vs. Sea. (9/23/01) but was sidelined during the game with an ankle injury. Also saw action vs. Min. (11/11/01)
- Was deactivated for 15 regular season and both playoff contests in 2000. Dressed but DNP vs. NYG (9/10/00) as Torrence Small was injured (hamstring)

PERSONAL:

- He and his wife, Kelly reside Voorhees, NJ, and Jupiter, FL, in the offseason
- Earned a degree in education
- Is a member of the Eagles offseason basketball team
- Was a two-time, first-team all-state, all-district and all-conference selection at Suncoast HS in Riviera Beach, FL. Led the Gold Coast Conference in receptions during his junior and senior years
- Earned all-area honors in basketball as he led conference in scoring with 25 points per game
- Excelled in track, finishing second in region in 200-meter dash
- List of favorites: Thunder Cats (cartoon), Frosted Flakes (cereal), Denzel Washington (actor), and Angela Bassett (actress)
- Full name: Gari Jermaine Scott

COLLEGE:

One of the finest receivers in Michigan State history, his 134 career receptions were topped only by eventual NFL players Andre Rison (146) and Courtney Hawkins (138) and his 16 TD catches were bested only by former MLB star Kirk Gibson (24), Rison (20) and Plaxico Burress (20). His 2,095 receiving yards ranked 6th on the school's all-time list. His 1,088 yards on punts re-wrote the school record books and his 796 yards on kickoffs ranked 7th all-time. A three-year starter, played in 45 games and placed 9th on the all-purpose yards chart with 3,971. Was 30-483-6TDs receiving as a senior starting opposite Burress. Added 137 yards and one TD on 37 punt returns and 137 yards on 7 KORs. Was a teammate of Eagles LB Ike Reese at MSU.


GARI SCOTT'S CAREER STATISTICS

YEAR	TEAM	GP/GS	REC.	YARDS	AVG.	LG	TD
2000	PHIL.	0/0	0	0	0.0	0	0
2001	PHIL.	3/0	2	26	13.0	18	0
TOTALS		3/0	2	26	13.0	18	0
PLAYOFFS							
2000	PHIL.	0/0	0	0	0.0	0	0
2001	PHIL.	0/0	0	0	0.0	0	0
TOTALS		0/0	0	0	0.0	0	0

CAREER HIGHS: RECEIVING - Recepts. 2 at TB 1/6/02, Yds. 26 at TB 1/6/02, Long 18 yds. from A.J. Feeley at TB 1/6/02.

MILESTONES: First game: at Dal. 11/18/01, **First reception:** at TB 1/6/01.





Position: Defensive Tackle
Height, Weight: 6-2, 293
Born: 3/2/77 in Pompano Beach, FL
College: Florida State
High School: Ely, Pompano Beach, FL
NFL Experience: 3rd (3rd as an Eagle)
Acquired by Eagles: D1-00 (6th selection overall)
Originally joined NFL: Same as above

The sixth overall pick in 2000, Corey Simon recorded a sack on his first play from scrimmage and has not looked back. Just three defensive tackles in league history have recorded more sacks than Simon in their first two NFL seasons. After the 2000 season in which he shattered the club rookie record with 9.5 sacks, Simon has since received a great deal of attention in the form of double teams from opposing offensive lines. Undaunted, he followed up his award-winning rookie season with a superb sophomore campaign, finishing tied for 3rd among the league's defensive tackles with 7.5 sacks. "Corey's a force. He's a playmaker and we try to do things in our scheme that give him the opportunity to do it," said defensive coordinator Jim Johnson. A selfless competitor, Simon is not bitter about his Pro Bowl snubs, "I play hard and work hard every game. As long as we win and as long as my teammates and my coaching staff are pleased with my performance, that's all that matters."

BIRDSEED:

- Conducts a weekly bible study group from his home. His teammates and members of other local sports teams are in attendance. The group was featured in an issue of *ESPN The Magazine* in 2001
- Enjoys golf in the offseason and participated in the 2002 NFL Golf Classic. He is currently an 18 handicap

CAREER HIGHLIGHTS:

- With 7.5 sacks in 2001, ranked tied for 3rd among all NFL DTs behind John Randle (11) and La'Roi Glover (8) on his way to earning All-NFL honors from *Football Digest*
- Although he ranked 2nd on the Eagles in sacks to DE Hugh Douglas (9.5), Simon's total would have ranked first on 13 other NFL teams
- Made 7 tackles, including 4 for a loss, and 3 hurries vs. Dal. (9/30/01)
- Recorded 2 sacks in consecutive games vs. Was. (11/25/01) and at KC (11/29/01), and halted a Chiefs drive by chasing down speedy RB Priest Holmes 16 yards downfield and forcing a fumble. Tied a career-high with 9 tackles in game vs. Was.
- Made 5 solo tackles vs. TB in the NFC Wild Card game (1/12/02) and helped to limit their rushing game to just 63 yards
- Set a team rookie record and recorded the fifth-highest sack total for an Eagles DT with 9.5 sacks in 2000, surpassing Mike Mamula's 5.5 in 1995. Trailed only Saints DE Darren Howard (11) in sacks among all NFL rookies and tied for 5th among all NFL DT's. Among Eagles defensive tackles, only Andy Harmon (11.0 and 11.5), Jerome Brown (10.5) and Ken Clarke (10.5) finished with more sacks in one season

SIMON SAYS ...

Among defensive tackles, Corey Simon ranks 4th in NFL history with 17 sacks in his first two seasons. Here's a breakdown:

Player	1st 2 yrs.	1st 3 yrs.
Keith Millard	21	25
Bill Pickel	18.5	31
Dana Stubblefield	19	23.5
Corey Simon	17	???
Pierce Holt	15.5	21
Sean Gilbert	15.5	18.5
Keith Hamilton	15	21.5



- Among his rookie honors were selections to the Howie Long Tough Guy Team (FOX Sports), All-NFL Rookie Team (*Pro Football Weekly* and *Football News*), and Top 16 Rookies (*Football Digest*)
- On his very first play from scrimmage as a pro, he sacked Cowboys QB Troy Aikman at Dal. (9/3/00)
- Although he ranked 2nd on the team with 9.5 sacks in 2000 (behind Hugh Douglas' 15), he would have been the sack leader for 17 of the other 30 teams
- Earned NFL defensive rookie of the month honors in November, 2000, tallying 26 tackles and 2.5 sacks
- Collected a career-high 9 tackles during OT win at Pit. (11/12/00)
- Was the first defensive tackle and second defensive lineman taken in the 2000 draft (Cleveland selected DE Courtney Brown #1 overall)

PERSONAL:

- He and his wife, Natasha, reside in Tallahassee, FL. Was married in Disney World on 3/3/01; fellow Eagles DT Paul Grasmanis, as well as former Florida St. teammates Peter Boulware and Andre Wadsworth were in the wedding party
- Received defensive player of the year honors from the *Miami Herald* as a senior at Ely HS in Pompano Beach, FL, where he was a teammate of Eagles CB Al Harris. Named to All-USA squad by *USA Today* and was a SuperPrep Dream Team selection
- Is an avid golfer and fisherman and dabbles in web-site design
- Earned his degree in information studies
- Full name: Corey Jermaine Simon

COLLEGE:

Was a consensus All-America choice at Florida State during their 12-0 National Championship season in 1999. Was a finalist for the Lombardi Award and Outland Trophy given to the nation's best lineman. Finished his senior season 4th on the Seminoles with 84 tackles, including 4 sacks, and a school-record 21 tackles for loss, and one interception. Finished four-year career with 193 tackles and 11 sacks. Tied Ron Simmons (better known as the WWE's Farooq) for school record with 44 tackles for a loss.

SIMON GAME-BY-GAME

2000 PHILADELPHIA EAGLES														
DATE	OPP.	W/L	P/S	S	A	T	SAC	HUR	INT	Yds	Lg	KD	FF	FR
SEP 3	@ DAL	W	1/1	1	1	2	1.0	1	0	0	0	0	0	0
SEP 10	@ NYG	L	1/1	6	1	7	0.0	1	0	0	0	0	0	0
SEP 17	@ GB	L	1/1	1	0	1	0.0	2	0	0	0	0	0	0
SEP 24	@ NO	W	1/1	3	2	5	2.0	4	0	0	0	0	0	0
OCT 1	@ ATL	W	1/1	5	0	5	1.0	0	0	0	0	0	0	0
OCT 8	WAS	L	1/1	5	2	7	1.0	0	0	0	0	1	0	0
OCT 15	@ ARZ	W	1/1	0	0	0	0.0	1	0	0	0	0	0	1
OCT 22	CHI	W	1/1	2	2	4	0.0	1	0	0	0	0	0	0
OCT 29	@ NYG	L	1/1	3	2	5	1.0	0	0	0	0	0	0	1
NOV 5	DAL	W	1/1	4	3	7	0.5	1	0	0	0	0	0	0
NOV 12	@ PIT	W	1/1	5	4	9	0.5	1	0	0	0	1	0	0
NOV 19	ARZ	W	1/1	6	0	6	1.5	0	0	0	0	0	0	0
NOV 26	@ WAS	W	1/1	2	2	4	0.0	2	0	0	0	0	0	0
DEC 3	TEN	L	1/1	2	3	5	0.0	2	0	0	0	1	0	0
DEC 10	@ CLE	W	1/1	4	0	4	1.0	1	0	0	0	0	0	0
DEC 24	CIN	W	1/1	2	1	3	0.0	1	0	0	0	1	0	0
TOTALS				16/16	51	23	74	9.5	18	0	0	0	4	1
PLAYOFFS														
DEC 31	TB	W	1/1	0	0	0	0.0	0	0	0	0	0	0	0
JAN 7	@ NYG	L	1/1	3	1	4	0.0	0	0	0	0	1	0	0
TOTALS				2/2	3	1	4	0.0	0	0	0	0	1	0

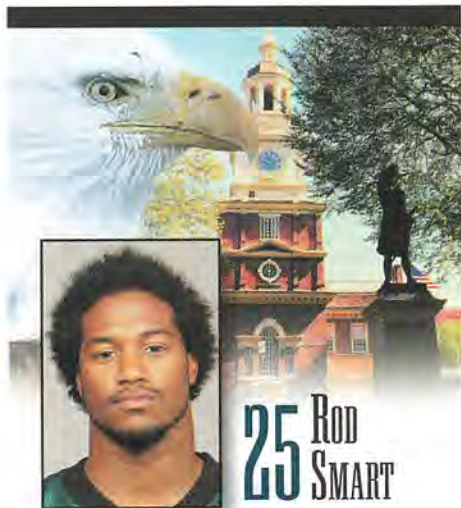
2001														
DATE	OPP.	W/L	P/S	S	A	T	SAC	HUR	INT	Yds	Lg	KD	FF	FR
SEP 9	STL	L	1/1	3	1	4	1.0	1	0	0	0	1	0	0
SEP 23	@ SEA	W	1/1	2	1	3	1.0	1	0	0	0	0	0	0
SEP 30	DAL	W	1/1	7	0	7	0.0	3	0	0	0	0	0	0
OCT 7	ARZ	L	1/1	1	0	1	0.0	3	0	0	0	0	0	0
OCT 22	@ NYG	W	1/1	2	1	3	0.0	3	0	0	0	0	0	0
OCT 28	OAK	L	1/1	3	1	4	0.0	0	0	0	0	0	0	0
NOV 4	@ ARZ	W	1/1	2	1	3	0.0	1	0	0	0	0	0	0
NOV 11	MIN	W	1/1	1	1	2	0.0	1	0	0	0	0	0	0
NOV 18	DAL	W	1/1	3	2	5	0.5	1	0	0	0	0	0	0
NOV 25	WAS	L	1/1	4	5	9	2.0	0	0	0	0	0	0	0
NOV 29	KC	W	1/1	5	0	5	2.0	0	0	0	0	0	1	0
DEC 9	SD	W	1/1	0	1	1	0.0	2	0	0	0	1	0	0
DEC 16	@ WAS	W	1/1	2	0	2	1.0	1	0	0	0	1	0	0
DEC 22	@ SF	L	1/1	2	1	3	0.0	0	0	0	0	0	0	0
DEC 30	NYG	W	1/1	2	0	2	0.0	4	0	0	0	0	1	0
JAN 6	@ TB	W	1/1	0	0	0	0.0	0	0	0	0	0	0	0
TOTALS				16/16	39	15	54	7.5	21	0	0	0	3	2
PLAYOFFS														
JAN 12	TB	W	1/1	5	0	5	0.0	0	0	0	0	0	0	0
JAN 19	@ CHI	W	1/1	1	1	2	0.0	0	0	0	0	0	0	0
JAN 27	@ STL	L	1/1	4	0	4	0.0	0	0	0	0	0	0	0
TOTALS				3/3	10	1	11	0.0	0	0	0	0	0	0

COREY SIMON'S CAREER STATISTICS

YEAR	TEAM	GP/GS	TACKLES			QUARTERBACK			KD	FF	FR
			SOLO	AST	TOT	SACKS	HUR	INT			
2000	PHIL.	16/16	51	23	74	9.5	18	4	1	1	
2001	PHIL.	16/16	39	15	54	7.5	21	3	2	0	
TOTALS		32/32	90	38	128	17.0	39	7	3	1	
PLAYOFFS											
2000	PHIL.	2/2	3	1	4	0.0	0	1	0	0	
2001	PHIL.	3/3	10	1	11	0.0	0	0	0	0	
TOTALS		5/5	13	2	15	0.0	0	1	0	0	

CAREER HIGHS: TACKLES - Total 9 (twice) last vs. Was. 11/25/01; Solo 7 vs. Dal. 9/30/01; Sacks - 2 (three times) last at KC 11/29/01
MILESTONES: First sack: at Dal. 9/3/00 (QB Troy Aikman)





Position: Running Back
Height, Weight: 5-11, 201
Born: 1/9/77 in Lakeland, FL
College: Western Kentucky
High School: Lakeland, Lakeland, FL
NFL Experience: 2nd (2nd as an Eagle)
Acquired by Eagles: FA-2001
Originally joined NFL: Same as above

A speedy, shifty running back, Rod Smart made a name for himself, literally, as “He Hate Me” in the XFL’s lone season of existence. Now, Smart looks to find his real name stitched on the back of an Eagles jersey in 2002. A free agent signee of the Eagles in 2001, Smart played in six games before suffering a season-ending Lis Franc foot sprain in the regular season finale at Tampa Bay (1/6/02).

BIRDSEED:

- When the WWF-owned XFL was searching for an identity to brand its unique style of football in 2000, Smart helped by choosing to put the moniker “HE HATE ME” on the back of his game jersey. Instead of using his last name, Smart helped the league gain inordinate amounts of media attention. Besides the media attention generated for the league, the popularity generated from the nickname made him the XFL’s most identifiable player and led to him being featured in a commercial as a pizza delivery man for NFL on Fox. The ad, featuring television host Jimmy

Kimmel and former pro athlete Bo Jackson, has Smart delivering a pizza to Kimmel and Jackson. Upon Smart walking away, Kimmel then recognizes where he knows Smart from when he sees the name on the back of his jersey

- Television isn’t the only form of media Rod’s been featured in. Smart can be found in the “Bloomingdale’s Fall Catalog featuring Up & Comers.” The catalog will be inserted in the September 2002 issue of Maxim magazine and will feature Rod sporting designer clothes from Sean John and Rocawear

CAREER HIGHLIGHTS:

- Joined the Eagles practice squad on 10/2/01 and was promoted to the 53-man roster on 11/19/01. Played in six games, mostly on special teams
- Registered his first two NFL carries (6 yds.) vs. TB (1/6/02) before suffering a Lis Franc sprain
- As a member of the Las Vegas Outlaws (XFL) in the spring of 2001, Smart ranked 2nd in the league in rushing behind John Avery with 146 carries for 555 yards and 3 TDs, while leading the Outlaws in receiving (27 for 245)
- Signed as a rookie free agent by the San Diego Chargers on 5/19/00, before being released three weeks later on 6/9/00
- After being released by San Diego, Smart spent August, 2001 with the Edmonton Eskimos of the CFL

PERSONAL:

- Has a daughter, Tyria (1/2/98)
- Smart earned a B.S. in recreational sciences and has plans to return to college to earn his master’s degree in sports management
- Is the oldest of six brothers and sisters (4 boys, 2 girls)



Rod Smart in action with the XFL’s Las Vegas Outlaws in 2001




- His first cousin is Eagles WR Freddie Mitchell. Both natives of Lakeland, FL
- Played both running back and cornerback at Lakeland HS and lettered in track
- Hobbies include traveling and helping others
- Full name: Torrold D. Smart

COLLEGE:

Played collegiately at Western Kentucky under head coach Jack Harbaugh, the father of Eagles special teams coach John Harbaugh. As a senior rushed for 1,249 yards and 10 TDs on 188 carries and posted six 100-yard outings in 11 games.

ROD SMART'S CAREER STATISTICS

YEAR	TEAM	GP/GS	RUSHING					RECEIVING					STT
			No	Yds	Avg	LG	TD	No	Yds	Avg	LG	TD	
2001	PHIL.	6/0	2	6	3.0	6	0	0	0	0.0	0	0	2
PLAYOFFS													
2001	PHIL.	0/0	INJURED RESERVE - FOOT										
* ALL CAREER HIGHS WERE ACHIEVED AT TB 1/6/02, IN HIS ONLY ACTION OF THE 2001 SEASON ON OFFENSE.													
MILESTONES: FIRST GAME: VS. WAS. 11/25/01.													



Tony Stewart used his 2001 rookie season to absorb the intricacies of the West Coast offense. A fifth-round draft pick, he took full advantage of learning from Eagles Pro Bowl TE Chad Lewis, who was impressed with what he had seen of Stewart: "Everyone knows he can make plays. He's a great player. He's going to show what he can do. I'm looking forward to it."

BIRDSEED:

- During an eventful 2002 offseason, completed a 480-hour internship for the Eagles Television Network, editing and producing features for their upcoming shows. With the completion of the internship, he received his degree in management. Was also married to Kara on 7/5/02 and moved into a new house in Marlton, NJ
- His father, Malcolm, was stationed in Lohne, Germany while with the United States Army. While in Lohne, he met Stewart's mother, Gisela, a native of Germany. The two were married and Gisela later gave birth to Tony in 1979. The family remained in Germany until Tony was three. Stewart travels to Germany to see his mother's family every five years. He plans on scheduling a trip after the 2002 season to introduce his new wife, Kara, to his family

CAREER HIGHLIGHTS:

- Got his first taste of NFL action at KC (11/29/01) on national TV (ESPN), playing for an injured Jeff Thomson. Hauled in 2 catches for 11 yards, including a 1-yd TD catch from Donovan McNabb

Position: Tight End
Height, Weight: 6-5, 260
Born: 8/9/79 in Lohne, Germany
College: Penn State
High School: Allentown Central Catholic, Allentown, PA
NFL Experience: 2nd (2nd as an Eagle)
Acquired by Eagles: D5a-01 (147th selection overall)
Originally joined NFL: Same as above



- Became the first Eagle to score a TD in his first NFL game since RB Charlie Garner (1994) and the first to catch a TD pass in his first game since Marvin Hargrove (1990)
- Started his first NFL game vs. TB (1/6/02) and went 3-41 receiving
- Was the first player drafted by the Eagles from a Pennsylvania college since Penn State's Kenny Jackson (in 1984)

PERSONAL:

- He and his wife Kara reside in Marlton, NJ
- Born 8/9/79 in Lohne, Germany
- Was an All-American first-team selection at Allentown Central (PA) Catholic HS. Participated in the Big 33 Classic and the All-American Bowl all-star games
- Also lettered in football and basketball
- List of favorites: Shipwrecked (book), Dumb and Dumber (movie), PhiladelphiaEagles.com (website), X-Men (cartoon), Aston Martin Vanquish (car), and Spiderman (superhero)
- Plays center for the Eagles offseason basketball team

COLLEGE:

A two-year starter, finished his career with 59 receptions for 861 yards and 3 TDs. As a senior, became the first tight end to lead the team in receiving (38-451-2TDs) since Brad Scovill in 1979. His 38 catches set the school record for receptions by a tight end previously held by Troy Drayton. Was an All-American honorable mention selection by *Football News*, a second team All-Big Ten Conference choice and a semi-finalist for the John Mackey Award (given annually to the nation's top tight end). Was also selected to play in the 2001 Hula Bowl.

TONY STEWART'S CAREER STATISTICS

YEAR	TEAM	GP/GS	REC.	YARDS	AVG.	LG	TD
2001	PHIL.	3/1	5	52	10.4	15	1

PLAYOFFS

2001	PHIL.	0/0	0	0	0.0	0	0
------	-------	-----	---	---	-----	---	---

ADDITIONAL CAREER STATISTICS

SPECIAL TEAMS TACKLES: 2001 (1)


CAREER HIGHS: RECEIVING - Recepts. 3 at TB 1/6/02, Yds. 41 at TB 1/6/02, Long 15 yds. (twice) last from A.J. Feeley at TB 1/6/02

MILESTONES: First start: at TB 1/6/02, **First game, reception and TD:** at KC 11/29/01 (from Donovan McNabb).

STEWART GAME-BY-GAME

2001 PHILADELPHIA EAGLES									
DATE	OPP.	W/L	P/S	REC	Yds	Avg	LG	TD	
SEP 9	StL	L	0/0	0	0	0.0	0	0	
SEP 23	SEA	W	0/0	0	0	0.0	0	0	
SEP 30	DAL	W	0/0	0	0	0.0	0	0	
OCT 7	Arz	L	0/0	0	0	0.0	0	0	
OCT 22	NYG	W	0/0	0	0	0.0	0	0	
OCT 28	OAK	L	0/0	0	0	0.0	0	0	
NOV 4	Arz	W	0/0	0	0	0.0	0	0	
NOV 11	MIN	W	0/0	0	0	0.0	0	0	
NOV 18	DAL	W	0/0	0	0	0.0	0	0	
NOV 25	WAS	L	0/0	0	0	0.0	0	0	
NOV 29	KC	W	1/0	2	11	5.5	10	1	
DEC 9	SD	W	1/0	0	0	0.0	0	0	
DEC 16	WAS	W	0/0	0	0	0.0	0	0	
DEC 22	SF	L	0/0	0	0	0.0	0	0	
DEC 30	NYG	W	0/0	0	0	0.0	0	0	
JAN 6	TB	W	1/1	3	41	13.7	15	0	
TOTALS				3/1	5	52	10.4	15	1
PLAYOFFS									
JAN 12	TB	W	0/0	0	0	0.0	0	0	
JAN 19	CHI	W	0/0	0	0	0.0	0	0	
JAN 27	StL	L	0/0	0	0	0.0	0	0	
TOTALS				0/0	0	0	0	0	





22 DUCE STALEY

Position: Running Back
Height, Weight: 5-11, 220
Born: 2/27/75 in Tampa, FL
College: South Carolina
High School: Airport, Columbia, SC
NFL Experience: 6th (6th as an Eagle)
Acquired by Eagles: D3-97
Originally joined NFL: Same as above



"Can't Bust 'Em," the motto and battle cry for "Buddy Lee," the indestructible character that Lee Dungarees has employed to define its denim jeans, has also come to epitomize Duce Staley. In the company's TV commercials you've seen the little doll blown up, run over, scorched and torn apart, but he continues to keep coming, just as Staley has. Throughout his five-year career Staley has endured much pain to perform on gameday. From a painful hernia that plagued him for most of the 1998 season, to a Lis Franc sprain (foot) in 2000 that sidelined him for the final 11 games of the year, to a shoulder injury early in 2001 that cost him more than two games and caused him to wear a harness the remainder of the season, Staley has kept coming back.

BIRDSEED:

- Prior to the 2001 season, Staley underwent a grueling yet innovative rehabilitation period under the watchful care of Eagles head athletic trainer Rick Burkholder to become the first successful return from a Lis Franc injury

Formed the Duce Staley Foundation in 1999 to benefit disadvantaged children through athletics, education and healthcare. Has raised money for the foundation through annual celebrity fashion shows, bowling tournaments, and a football camp



- Lists the late Walter Payton as his boyhood hero. Said Duce, "I liked his toughness - both mental and physical. He approached the game very seriously and was determined to be great"
- Has a tattoo on his right forearm with chinese lettering, when translated means "never satisfied"
- It may have been tough for Staley to spell "chrysanthemum" but it wasn't difficult for the selection panel of the American Advertising Federation to choose that NFL/United Way spot as a winner of a 2001 ADDY Award for creative advertising
- Was voted by his teammates as the Eagles Ed Block Courage Award recipient in 2001. Each year, the Ed Block Courage Award honors those NFL players who exemplify commitment to the principles of sportsmanship and courage

CAREER HIGHLIGHTS:

- With 1,065 rushing yards in 1998 and 1,273 more in '99, Staley became the 3rd Eagles running back to ever register back-to-back 1,000 rushing yard seasons. Wilbert Montgomery (1978-79) and Ricky Watters (1995-97) were the others
- Was voted by his teammates as the team's offensive MVP in 1998 and '99
- Among the NFL's starting running backs, ranked T4th in yards per touch (5.4) in 2001
- Recorded a career-high 103 yards receiving on 9 receptions at SF (12/22/01). Became the first Eagles back to go over 100 yards receiving in a game since James Joseph caught 6 passes for 109 yards on 1/3/94 at SF
- With his 63 receptions and 626 yards receiving, ranked 4th on the single-season charts among Philadelphia RBs in yards receiving and 5th in receptions



- In the last 8 games of 2001, had 45 receptions for 485 yds. Over those 8 games amassed 978 total yds. (493 rushing) which equated to 39% of the team's total offense (2,130). In all but two of those contests he recorded 100 yards of total offense
- Led all NFL backs in 2001 with a 9.9 yds./catch avg. On the season, averaged 94.7 yds. of total offense per game
- Recorded 231 yds. of total offense vs. Min (11/11/01), the 2nd-highest total of his career. Rushed for 146 yards on 17 carries (8.6 avg.), the 2nd best performance of his career
- Earned NFC offensive player of the week and Miller Lite NFL player of the week honors after rushing for 201 yds. at Dal. (9/3/00). Marked only the 2nd time in team history and the first time in over 50 years that an Eagle rushed for over 200 yds. (Steve Van Buren collected 205 yards vs. Pittsburgh on 11/27/49). His 262 total yards from scrimmage eclipsed his previous high by more than 100 yds. (151 at Car. on 11/7/99).
- Suffered a Lis Franc injury on 10/1/00 at Atl. He was inactive the following week vs. Was. (10/8) and was later placed on the Injured Reserve list on 10/10 after undergoing surgery
- Accounted for an NFL-best 40.9% of his team's total offense and accounted for five 100-yd. rushing games in 1999
- Was selected as the first alternate for the NFC Pro Bowl squad behind Marshall Faulk (starter), Stephen Davis, and Emmitt Smith in 1999. Was named to the All-Madden team
- Posted back-to-back 100-yd. rushing games for the first time in his career vs. Dal. (110 yds. - 10/10/99) and at Chi. (101 yds. - 10/17)
- Signed a 6-year deal on 5/21/99 that will keep him in Philadelphia through the 2004 season
- Led the Eagles in rushing (1,065 yards), receptions (57), total yards from scrimmage (1,497), and TDs (6) in 1998, while playing the majority of the year with a painful hernia
- In 1998, became the first Eagles draft pick to top the 1,000-yd. rushing mark since Wilbert Montgomery (1981) and the first Eagle to lead the team in both rushing and receptions since Herschel Walker (1993)
- Originally entered 1998 training camp as the #2 RB, but an ankle injury to Charlie Garner gave Staley his first NFL start in the season opener vs. Sea. (9/6/98)

- His 1-yd. TD dive at Atl. (9/13/98) was his first as a pro. Had a career-high 3 TDs (2 rush./1 rec.) vs. KC on 9/27/98
- Capped the year with the longest run of his career, a 64-yd. TD scamper vs. NYG (12/27/98) that put him over the 1,000-yd. mark
- Made his mark as a kickoff returner in his rookie season, ranking 5th in the NFC with a 24.2-yd avg.

PERSONAL:

- Single and has a daughter, Shakia (6), and a son, Damani Zahir (3)
- A native of Columbia, SC, where he currently resides in the offseason
- Was an all-state selection at Airport HS in Columbia
- Hosted a pizza party for 100 foster children from the Camden (NJ) Division of Youth and Family Services and their foster families at the Camden Children's Garden in 2001
- The Duce Staley Football Camp is held annually at West Chester (PA) University. Current benefactors of the foundation include: Special Olympics in Philadelphia and Columbia, SC, Eagles Youth Partnership in Philadelphia, First Steps Program in SC, the Variety Club, and Direct Care for Kids
- Attended the 2001 Hometown Huddle with the United Way at the NovaCare Complex. 100 children from Children's Services, Inc. spent the day participating in conflict resolution games and sharing positive messages
- The Duce Staley Foundation combined with the Brian Mitchell Foundation for a food drive over the 2001 holidays at Armadillo's Restaurant in New Jersey
- In 1999, was named chairman for the Philadelphia Special Olympics annual sponsor-an-athlete annual campaign. The program supports over 4,000 children and adults training and competing in over 20 Olympic-style sports
- Donated \$25,000 to South Carolina Governor Jim Hodges' First Steps early childhood education program on 12/23/99. His contribution is a means to help improve education in the state
- His achievements on and off the field earned him a special award at Philadelphia's 3rd annual Black History Month Celebration in 2000
- List of favorites: Richard Pryor (actor), Foxy Brown (actress), Prior Convictions (book), Martin (TV show), Fruity Pebbles (cereal), and Devil in a Blue Dress (movie)



- Originally wore #41 in training camp as a rookie but changed to #22 (double deuces) after veteran DB James Fuller was released prior to opening day
- Majored in sociology
- Full name: Duce Staley. When asked about the origin of his first name, Staley said jokingly, "I was the second born. I guess my mom ran out of names."

COLLEGE:

One of the NCAA's best all-around running backs in 1996, Staley ranked 13th in the country with 1,116 rushing yards en route to earning first-team All-Southeastern Conference honors. Finished his two-year career ranked 13th on South Carolina's all-time rushing list with 1,852 yards and 17 TDs on 345 carries. An extremely versatile back, he also hauled in 59 receptions for 489 yards and 2 TDs and returned 26 kickoffs for 566 yds. Transferred to South Carolina from Itawamba (MS) JC.

INJURY HISTORY:

Suffered a shoulder injury at Sea. (9/23/01) and was inactive for 2 games and wore a shoulder harness the remainder of the season. Suffered a Lis Franc sprain in the 4th quarter vs. Atl. (10/1/00). According to Eagles athletic trainer Rick Burkholder, the derivation of the unique name of the injury goes way back in history to the days of Napoleon, whose surgeon was named Lis Franc. The injury is common in horseback riding accidents when a rider's foot is caught in the stirrup after being thrown from a horse. Was inactive for one game before being placed on the Injured Reserve list on 10/10/01 after undergoing surgery by Dr. Evan Ekman in SC. Played the entire 1998 season with a hernia.

DUCE STALEY'S CAREER STATISTICS

YEAR	TEAM	GP/GS	RUSHING					RECEIVING					KICKOFF RETURNS				
			No.	Yds.	Avg.	LG	TD	No.	Yds.	Avg.	LG	TD	No.	Yds.	Avg.	LG	TD
1997	PHIL.	16/0	7	29	4.1	12	0	2	22	11.0	22	0	47	1139	24.2	57	0
1998	PHIL.	16/13	258	1065	4.1	64T	5	57	432	7.6	33	1	1	19	19.0	19	0
1999	PHIL.	16/16	325	1273	3.9	29	4	41	294	7.2	19	2	0	0	0.0	0	0
2000	PHIL.	5/5	79	344	4.4	60	1	25	201	8.0	26	0	0	0	0.0	0	0
2001	PHIL.	13/10	166	604	3.6	44T	2	63	626	9.9	46T	2	0	0	0.0	0	0
TOTALS		66/44	835	3315	4.0	64T	12	188	1575	8.4	46T	5	48	1158	24.1	57	0

PLAYOFFS

2000	PHIL.	0/0	INJURED RESERVE - FOOT														
2001	PHIL.	3/3	44	139	3.2	20	1	17	139	8.2	23T	2	0	0	0	0	0

ADDITIONAL CAREER STATISTICS

SPECIAL TEAMS TACKLES: 1997 (15)

PASSING: 0-0-1/8 sacked vs. Arz. 9/12/99

CAREER HIGHS: **RUSHING** - Att. 30 vs. Arz. 12/13/98, **Yards** 201 at Dal. 9/3/00, **Long** 64T vs. NYG 12/27/98, **TDs** 2 vs. KC 9/27/98; **RECEIVING** - Recpts. 11 vs. STL 9/9/01, **Yards** 103 at SF 12/22/01, **Long** 46T from Donovan McNabb at KC 11/29/01, **TDs** 1 (7 times) last at Chi. 1/19/02 (NFC Divisional Playoff), vs. SD 12/9/01 (regular season); **KICKOFF RETURNS** - **No.** 7 vs. Cin. 11/30/97, **Yards** 195 vs. Cin. 11/30/97, **Long** 57 at Was. 12/21/97

MILESTONES: **First start:** vs. Sea. 9/6/98, **First TD:** rushing at Atl. 9/13/98, **First 100-yard rushing game:** vs. Arz. 12/13/98, **100-yd. rushing games:** (9) last at Dal. 11/18/01, **100-yard receiving game:** (1) at SF 12/22/01.



M E D I A G U I D E

STALEY GAME-BY-GAME

1997 PHILADELPHIA EAGLES				RUSHING				RECEIVING				2000																		
DATE	OPP.	W/L	P/S	No	Yd	Av	LG	TD	No	Yd	Av	LG	TD	TYS	DATE	OPP.	W/L	P/S	No	Yd	Av	LG	TD	No	Yd	Av	LG	TD	TYS	
AUG 31	@ NYG	L	1/0	0	0	0.0	0	0	0	0	0.0	0	0	0	0	SEP 3	@ DAL	W	1/1	26	201	7.7	60	1	4	61	15.3	26	0	262
SEP 7	GB	W	1/0	0	0	0.0	0	0	0	0	0.0	0	0	0	SEP 10	NYG	L	1/1	7	11	1.6	4	0	7	5.8	8.3	14	0	69	
SEP 15	@ DAL	L	1/0	0	0	0.0	0	0	0	0	0.0	0	0	0	SEP 17	@ GB	L	1/1	17	60	3.5	16	0	8	6.2	7.8	20	0	122	
SEP 28	@ MIN	L	1/0	0	0	0.0	0	0	0	0	0.0	0	0	0	SEP 24	@ NO	W	1/1	18	44	2.4	12	0	3	16.3	5.9	0	60		
OCT 5	WAS	W	1/0	0	0	0.0	0	0	0	0	0.0	0	0	0	OCT 1	ATL	W	1/1	11	28	2.5	6	0	3	4	1.3	5	0	32	
OCT 12	@ JAX	L	1/0	1	-1	-1.0	-1	0	0	0	0.0	0	0	-1	OCT 8	WAS	L	0/0	INACTIVE/FOOT											
OCT 19	ARZ	W	1/0	0	0	0.0	0	0	0	0	0.0	0	0	0	WAS PLACED ON IR ON 10/10 AFTER SURGERY TO REPAIR A LIS FRANC SPRAIN															
OCT 26	DAL	W	1/0	0	0	0.0	0	0	0	0	0.0	0	0	0	TOTALS				5/5	79	344	4.4	60	1	25	201	8.0	0	545	
NOV 2	@ ARZ	L	1/0	0	0	0.0	0	0	0	0	0.0	0	0	0																
NOV 10	SF	L	1/0	0	0	0.0	0	0	0	0	0.0	0	0	0																
NOV 16	@ BAL	T	1/0	0	0	0.0	0	0	0	0	0.0	0	0	0																
NOV 23	PIT	W	1/0	0	0	0.0	0	0	0	0	0.0	0	0	0																
NOV 30	CIN	W	1/0	0	0	0.0	0	0	0	0	0.0	0	0	0																
DEC 7	NYG	L	1/0	0	0	0.0	0	0	0	0	0.0	0	0	0																
DEC 14	@ ATL	L	1/0	0	0	0.0	0	0	0	0	0.0	0	0	0																
DEC 21	@ WAS	L	1/0	6	30	5.0	12	0	2	22	11.0	22	0	52																
TOTALS			16/0	7	29	4.1	12	0	2	22	11.0	22	0	51																

1998				RUSHING				RECEIVING				2001																		
DATE	OPP.	W/L	P/S	No	Yd	Av	LG	TD	No	Yd	Av	LG	TD	TYS	DATE	OPP.	W/L	P/S	No	Yd	Av	LG	TD	No	Yd	Av	LG	TD	TYS	
SEP 6	SEA	L	1/1	20	95	4.8	26	0	1	6	6.0	6	0	101	SEP 9	STL	L	1/1	9	9	1.0	7	0	11	81	7.4	15	0	90	
SEP 13	@ ATL	L	1/1	18	43	2.4	6	1	9	73	8.1	33	0	116	SEP 23	@ SEA	W	1/1	3	12	4.0	10	0	1	2	2.0	2	0	14	
SEP 20	@ ARZ	L	1/1	16	73	4.6	14	2	2	23	11.5	17	1	96	SEP 30	DAL	W	0/0	INACTIVE/SHOULDER											
SEP 27	KC	L	1/1	6	-4	-0.7	2	0	1	4	4.0	4	0	2	OCT 7	ARZ	L	0/0	INACTIVE/SHOULDER											
OCT 4	@ DEN	L	1/1	6	-4	-0.7	2	0	2	6	3.0	5	0	2	OCT 22	@ NYG	W	1/0	3	22	7.3	16	0	4	23	5.8	9	0	45	
OCT 11	WAS	W	1/0	12	47	3.9	9	0	1	4	4.0	4	0	51	OCT 28	OAK	L	1/0	3	19	6.3	17	1	2	35	17.5	29	0	54	
OCT 18	@ SD	L	1/0	14	41	2.9	12	0	3	35	11.7	20	0	76	NOV 4	@ ARZ	W	1/0	12	49	4.1	18	0	0	0	0.0	0	0	49	
NOV 2	DAL	L	1/0	5	56	11.2	46	0	2	26	13.0	22	0	82	NOV 11	MIN	W	1/1	17	146	8.6	44	1	6	85	14.2	20	0	231	
NOV 8	DET	W	1/1	17	89	5.2	14	0	7	32	4.6	14	0	121	NOV 18	@ DAL	W	1/1	26	102	3.9	18	0	4	31	7.8	14	0	133	
NOV 15	@ WAS	L	1/1	12	42	3.5	19	0	1	4	4.0	4	0	46	NOV 25	WAS	L	1/1	15	50	3.3	7	0	7	40	5.7	8	0	90	
NOV 22	@ NYG	L	1/1	14	52	3.7	9	0	4	49	12.3	16	0	101	NOV 29	@ KC	W	1/1	25	80	3.2	17	0	4	66	16.5	46	1	146	
NOV 29	@ GB	L	1/1	15	60	4.0	15	0	5	61	12.2	29	0	121	DEC 9	SD	W	1/1	15	21	1.4	6	0	5	88	17.6	37	1	109	
DEC 3	STL	W	1/1	28	99	3.5	24	0	5	23	4.6	14	0	122	DEC 16	@ WAS	W	1/1	15	36	2.4	7	0	8	73	9.1	22	0	109	
DEC 13	ARZ	L	1/1	30	141	4.7	30	1	2	10	5.0	5	0	151	DEC 22	@ SF	L	1/1	15	35	2.3	10	0	9	103	11.4	46	0	122	
DEC 20	@ DAL	L	1/1	18	67	3.7	15	0	7	53	7.6	23	0	120	DEC 30	NYG	W	1/1	8	23	2.9	8	0	2	-1	-0.5	3	0	38	
DEC 27	NYG	L	1/1	16	97	6.1	64	1	1	3	3.0	3	0	100	JAN 6	@ TB	W	0/0	INACTIVE											
TOTALS			16/16	258	1065	4.1	64	5	57	432	7.6	33	1	1497	TOTALS				13/10	166	604	3.6	44	2	63	626	9.9	46	2	1230

1999				RUSHING				RECEIVING				PLAYOFFS																		
DATE	OPP.	W/L	P/S	No	Yd	Av	LG	TD	No	Yd	Av	LG	TD	TYS	DATE	OPP.	W/L	P/S	No	Yd	Av	LG	TD	No	Yd	Av	LG	TD	TYS	
SEP 12	ARZ	L	1/1	21	111	5.3	24	1	3	19	6.3	8	1	130	JAN 12	TB	W	1/1	15	34	2.3	10	0	2	27	13.5	23	1	61	
SEP 19	TB	L	1/1	13	42	3.2	12	0	2	22	11.0	13	0	64	JAN 19	@ CH	W	1/1	18	66	3.7	13	0	7	54	7.7	14	1	120	
SEP 26	@ BUF	L	1/1	10	6	0.6	3	0	4	19	4.8	7	0	25	JAN 27	@ STL	L	1/1	11	39	3.5	20	1	8	58	7.3	10	0	97	
OCT 3	@ NYG	L	1/1	21	62	3.0	9	0	0	0	0.0	0	0	62	TOTALS				3/3	44	139	3.2	20	1	17	139	8.2	23	2	278
OCT 10	DAL	W	1/1	22	110	5.0	19	0	4	19	4.8	9	0	129																
OCT 17	@ CHI	W	1/1	23	101	4.4	26	0	4	37	9.3	16	0	138																
OCT 24	@ MIA	L	1/1	19	73	3.8	9	0	2	1	0.5	6	0	74																
OCT 31	NYG	L	1/1	26	97	3.7	21	1	3	32	10.7	16	0	129																
NOV 7	@ CAR	L	1/1	17	140	8.2	29	1	2	11	5.5	13	0	151																
NOV 14	WAS	W	1/1	28	122	4.4	20	1	1	11	11.0	11	0	133																
NOV 21	IND	L	1/1	16	78	4.9	14	0	2	17	8.5	10	0	95																
NOV 28	@ WAS	L	1/1	19	44	2.3	9	0	4	39	9.8	16	0	83																
DEC 5	@ ARZ	L	1/1	25	72	2.9	11	0	5	42	8.4	19	0	114																
DEC 12	@ DAL	L	1/1	18	78	4.3	15	0	3	11	3.7	6	0	89																
DEC 19	NE	W	1/1	29	93	3.2	15	0	0	0	0.0	0	0	93																
JAN 2	STL	W	1/1	18	44	2.4	11	0	2	14	7.0	11	1	58																
TOTALS			16/16	325	1273	3.9	29	4	41	294	7.2	19	2	1567																





21 BOBBY TAYLOR

Position: Cornerback
Height, Weight: 6-3, 216
Born: 12/28/73 in Houston, TX
College: Notre Dame
High School: Longview, Longview, TX
NFL Experience: 8th (8th as an Eagle)
Acquired by Eagles: D2a-95 (50th selection overall)
Originally joined NFL: Same as above

The Eagles secondary has truly become one of the most feared units in the National Football League in recent years. A key component in its rise to infamy has been arguably the league's best cornerback tandem of Bobby Taylor and Troy Vincent. Taylor has been a staple at RCB for the Eagles for seven seasons and has been steadily cultivating his game year after year. As an offensive coordinator, who do you throw at? A three-time Pro Bowler in Vincent or the 6-3, 216-pound Taylor who uses his size, strength, and intelligence extremely well when matching up with some of the biggest and strongest receivers in the league and welcomes the challenge.

BIRDSEED:

- During the offseason, can be found strutting down the runway as a professional model. As a model, was featured in the May/June 2000 issue of *Sports Illustrated for Women*, as well as doing runway modeling for such clothing designers as Tommy

Hilfiger, DKNY, Erik Malik, Pelle Pelle and Enyce

- In December of 2000, he had a speaking role in the movie 'The Jersey' with teammate Donovan McNabb. In June 2001, he had a speaking role in an independent film, 'Casanova's Demise' (written and directed by Tigre Hill) a Philadelphia based film that featured other cameos by Billy Cunningham, Mike Jarrick and Bobby Simone



Taylor is a principle partner in Eltekon Holdings LLC with teammate Troy Vincent and former Eagle Cris Carter. The company creates, analyzes, researches, funds and brands selected investment opportunities. To read more about the company log on to www.eltekon.com

- After he signed his first NFL contract, his first purchase was a house in Texas and a car for his mother. Said Taylor, "My main happiness is in seeing my mother and my sister in a nice neighborhood and that my sister has had the opportunity to go to good schools"
- Drafted in 1995, he is currently the longest tenured Eagle. He has played in 96 games with 86 starts
- The Temple University Children's Medical Center adopted Bobby as their first spokesperson for the "Healthy Kids 2000 Pledge" which encourages participants to make wise decisions about their health and safety. In teaming up with the hospital, Bobby and fellow CB Troy Vincent have founded "Athletes Care for Kids" (ACK) to develop programs to encourage athletes to mentor children. Said Bobby, "Children are searching for heroes to admire. While I have been blessed with much success in my athletic career, I still feel I have to earn their respect off the field."

CAREER HIGHLIGHTS:

- Was part of a secondary that allowed the lowest passing yards per game (179.0) in the NFC and 2nd in the NFL in 2001. The unit also tied for the 2nd lowest passing TD total allowed in the league
- Ranked 2nd on the team in knockdowns with 15, while forcing 3 fumbles and recovering another 3
- His sack of Kurt Warner vs. STL (9/9/01) was his first since 1997
- Helped hold the Seahawks to just 21 yds. passing (9/23/01), the lowest allowed by an Eagles defense



in over 30 years

- In 2000, the Eagles were victorious in all three games that he registered an INT (at Arz., at Pit., and at Cle.)
- Picked off Kordell Stewart and raced a career-long 38 yards to set up the game's first score at Pit. (11/12/00)
- Intercepted former Eagle Doug Pederson at the PE 3 with 50 seconds remaining to seal 35-24 playoff-clinching win at Cle. (12/10/00)
- Was directly responsible for 7 of the Eagles league-best 46 take-aways in 1999, including a career-high 4 INTs. Had 1 INT against each of the four NFC East foes
- Had an 18-yd. INT return off of Kent Graham for his first career TD at NYG (10/31/99)
- Earned a spot on the NFL's All-Rookie team in '95
- Twice garnered NFC defensive player of the week honors in December 1995 - first holding Cowboys all-pro Michael Irvin to just 3 catches in a win over Dal. (12/10/95) (when he also broke up two Troy Aikman-to-Irvin bombs on the 'Boys final series) and then after putting the clamps on Lions all-pro Herman Moore in a playoff win vs. Det. (12/30/95)
- Logged his first INT at Dal. (11/6/95) when he picked off QB Troy Aikman and returned the ball 35 yards
- The first of the Eagles two 2nd round picks in '95, Taylor was selected with a choice obtained from Kansas City in a draft day deal that sent WR Victor Bailey and a 4th round pick to the Chiefs in exchange for the 50th selection overall and a later pick

PERSONAL:

- Single and resides in Houston, TX, in the offseason
- Grew up in a single-parent home in Longview, TX, with his mother, Mary, and his sister, Comfort
- Hosted the Bobby Taylor Celebrity Splash n' Fun with Sportstars Weekend in June of 2001, which included a day at Great Adventure theme park, a charity basketball game and a silent auction.
- Created an art contest at Philadelphia area schools in the spring of 2001. Each student drew or painted images with the theme of, "What Safety Means to Me." Ten winners were selected and won prize packages and passes to the Splash n' Fun with Sportstars Weekend

PHILLY GUYS

Taylor is currently tied for 4th among the longest tenured athletes in Philadelphia's four major sports. Here's a breakdown:

Player	Team	Seasons
Chris Therien*	Flyers	9
Eric Desjardins	Flyers	9
John LeClair	Flyers	9
Bobby Taylor*	Eagles	8
Mike Lieberthal*	Phillies	8

- In 2000, co-hosted a Christmas party that included a silent auction and toy drive with teammate Donovan McNabb, that benefited Temple Children's Hospital
- A member of the choir as a boy, he successfully raised money for an expansion project at his church, Galilee Baptist in Longview
- Established the Bobby Taylor Charitable Foundation, a non-profit organization, which gives scholarships to seniors at his high school (Longview in Texas) and provides dinners and gifts to needy families during the holidays
- Was a *USA Today* and *Parade Magazine* All-America selection at Longview (TX) HS
- Also lettered in basketball and track and, in fact, was recruited to play basketball at Michigan and most of the Southwestern Athletic Conference schools
- List of favorites: Love Jones (movie), Denzel Washington (actor), Sopranos (TV show), Halle Berry (actress), Eltekon.com (web site), lasagna and sweets (food), Wonder Woman (superhero) and If This World Were Mine (book)
- Earned his degree in sociology
- Full name: Robert Taylor III

COLLEGE:

Was named to numerous All-America teams following his senior season of '94 when he started 11 games at cornerback for the Irish. A three-year starter, he finished his career with 142 tackles and 5 INTs. His only sack came in 1994 vs. Florida State when he not only forced a fumble but returned it 57 yds. for a TD. Returned an INT 31 yds. for a TD vs. Navy in a 1993 game played at Veterans Stadium.



INJURY REPORT:

Broke his jaw vs. NE (12/19/99) and was placed on IR for the season finale. Suffered an ankle injury during the 1999 preseason that limited his action in the first two regular season games. Suffered a fractured scapula in the final preseason game of '98 at Bal. after being tackled by Ravens T Jonathan Ogden while

returning an interception. Subsequently missed the first five regular season games. Suffered a season-ending knee injury in the 1st qtr. of game 6 at Jax. (10/12/97) that required season ending surgery by Dr. James Andrews. He was placed on Injured Reserve on 10/17/97.

BOBBY TAYLOR'S CAREER STATISTICS

YEAR	TEAM	GP/GS	TACKLES			QUARTERBACK		PASSES DEFENDED				FF	FR	STT
			Solo	AST	Tot	Sacks	Hur	INT	Yds	LG	KD			
1995	PHIL.	16/12	47	5	52	0.0	0	2	52	35	17	0	0	6
1996	PHIL.	16/16	55	7	62	1.0	0	3	-1	0	23	0	2	4
1997	PHIL.	6/5	14	4	18	2.0	0	0	0	0	3	2	0	2
1998	PHIL.	11/10	32	13	45	0.0	1	0	0	0	7	0	0	0
1999	PHIL.	15/14	43	11	54	0.0	3	4	59	28	19	0	3	0
2000	PHIL.	16/15	36	18	54	0.0	4	3	64	38	16	2	1	0
2001	PHIL.	16/14	31	13	44	1.0	3	1	5	5	15	3	3	1
TOTALS		96/86	258	71	329	4.0	11	13	179	38	100	7	9	13
PLAYOFFS														
1995	PHIL.	2/2	6	0	6	0.0	0	0	0	0	4	0	0	1
1996	PHIL.	1/1	0	0	0	0.0	0	0	0	0	0	0	0	0
2000	PHIL.	2/2	6	1	7	0.0	0	0	0	0	2	0	0	0
2001	PHIL.	3/3	5	1	6	0.0	0	0	0	0	1	0	0	0
TOTALS		8/8	17	2	19	0.0	0	0	0	0	7	0	0	1
ADDITIONAL CAREER STATISTICS														
TOUCHDOWNS: at NYG 10/3/99 (18-yd. INT return - QB Kent Graham)														
CAREER HIGHS: TACKLES - Total 10 at Wash. 11/15/98, Solo 9 at Wash. 11/15/98; INTs - 1 (13 times) last vs. SD 12/9/01, Longest Return 38 yds. at Pit. 11/12/00; SACKS - 2 at Dal. 9/15/97														
MILESTONES: First start: at NO 10/1/95, First INT: at Dal. 11/6/95 (QB Troy Aikman), First sack: at GB 9/9/96 (QB Brett Favre).														



MEDIA GUIDE

TAYLOR GAME-BY-GAME

1995 PHILADELPHIA EAGLES

DATE	OPP.	W/L	P/S	S	A	T	Sac	Hur	Int	Yds	Lg	KD	FF	FR
Sep 3	TB	L	1/0	0	0	0	0.0	0	0	0	0	0	0	0
Sep 10	@ ARZ	W	1/0	2	0	2	0.0	0	0	0	0	0	0	0
Sep 17	SD	L	1/0	0	0	0	0.0	0	0	0	0	0	0	0
Sep 24	@ OAK	L	1/0	1	1	2	0.0	0	0	0	0	0	0	0
Oct 1	@ NO	W	1/1	2	0	2	0.0	0	0	0	0	1	0	0
Oct 8	WAS	W	1/1	4	0	4	0.0	0	0	0	0	4	0	0
Oct 15	@ NYG	W	1/1	5	1	6	0.0	0	0	0	0	2	0	0
Oct 29	STL	W	1/1	5	1	6	0.0	0	0	0	0	1	0	0
Nov 6	@ DAL	L	1/1	5	1	6	0.0	1	35	35	1	0	0	0
Nov 12	DEN	W	1/1	3	0	3	0.0	0	0	0	0	1	0	0
Nov 19	NYG	W	1/1	4	0	4	0.0	0	0	0	0	0	0	0
Nov 26	@ WAS	W	1/1	2	0	2	0.0	0	1	17	17	1	0	0
Dec 3	@ SEA	L	1/1	5	1	6	0.0	0	0	0	0	0	0	0
Dec 10	DAL	W	1/1	3	0	3	0.0	0	0	0	0	4	0	0
Dec 17	ARZ	W	1/1	4	0	4	0.0	0	0	0	0	3	0	0
Dec 24	@ CHI	L	1/1	2	0	2	0.0	0	0	0	0	0	0	0
TOTALS			16/12	47	5	52	0.0	0	2	52	35	17	0	0

PLAYOFFS

Dec 30	@ DET	W	1/1	5	0	5	0.0	0	0	0	0	4	0	0
Jan 7	@ DAL	L	1/1	1	0	1	0.0	0	0	0	0	0	0	0
TOTALS			2/2	6	0	6	0.0	0	0	0	0	4	0	0

1996

DATE	OPP.	W/L	P/S	S	A	T	Sac	Hur	Int	Yds	Lg	KD	FF	FR
Sep 1	@ WAS	W	1/1	1	0	1	0.0	0	0	0	0	0	0	0
Sep 9	@ GB	L	1/1	4	1	5	1.0	0	0	0	0	0	0	0
Sep 15	DET	W	1/1	4	0	4	0.0	0	1	0	0	4	0	0
Sep 22	@ ATL	W	1/1	5	1	6	0.0	0	0	0	0	1	0	2
Sep 30	DAL	L	1/1	4	0	4	0.0	0	0	0	0	1	0	0
Oct 13	@ NYG	W	1/1	4	3	7	0.0	0	1	0	0	2	0	0
Oct 20	MIA	W	1/1	1	1	2	0.0	0	0	0	0	0	0	0
Oct 27	CAR	W	1/1	4	0	4	0.0	0	0	0	0	3	0	0
Nov 3	@ DAL	W	1/1	6	0	6	0.0	0	0	0	0	1	0	0
Nov 10	BUF	L	1/1	3	0	3	0.0	0	0	0	0	0	0	0
Nov 17	WAS	L	1/1	4	1	5	0.0	0	0	0	0	2	0	0
Nov 24	@ ARZ	L	1/1	8	0	8	0.0	0	0	0	0	1	0	0
Dec 1	@ NYG	W	1/1	1	0	1	0.0	0	0	0	0	0	0	0
Dec 5	@ IND	L	1/1	3	0	3	0.0	0	0	0	0	1	0	0
Dec 14	@ NYJ	W	1/1	3	0	3	0.0	0	1	-1	-1	1	0	0
Dec 22	ARZ	W	1/1	0	0	0	0.0	0	0	0	0	5	0	0
TOTALS			16/16	55	7	62	1.0	0	3	-1	0	23	0	2

PLAYOFFS

Dec 29	@ SF	L	1/1	0	0	0	0.0	0	0	0	0	0	0	0
--------	------	---	-----	---	---	---	-----	---	---	---	---	---	---	---

1997

DATE	OPP.	W/L	P/S	S	A	T	Sac	Hur	Int	Yds	Lg	KD	FF	FR
Aug 31	@ NYG	L	1/0	0	1	1	0.0	0	0	0	0	0	0	0
Sep 7	GB	W	1/1	3	2	5	0.0	0	0	0	0	1	0	0
Sep 15	@ DAL	L	1/1	5	0	5	2.0	0	0	0	0	0	2	0
Sep 28	@ MIN	L	1/1	4	0	4	0.0	0	0	0	0	0	0	0
Oct 5	WAS	W	1/1	2	1	3	0.0	0	0	0	0	1	0	0
Oct 12	@ IAX	L	1/1	0	0	0	0.0	0	0	0	0	0	1	0
TOTALS			6/5	14	4	18	2.0	0	0	0	0	3	2	0

WAS PLACED ON IR ON 10/17 AFTER SUFFERING A PARTIAL ACL TEAR

1998

DATE	OPP.	W/L	P/S	S	A	T	Sac	Hur	Int	Yds	Lg	KD	FF	FR
Sep 6	SEA	L	0/0											
Sep 13	@ ATL	L	0/0											
Sep 20	@ ARZ	L	0/0											
Sep 27	KC	L	0/0											
Oct 4	@ DEN	L	0/0											
Oct 11	WAS	W	1/1	2	2	4	0.0	0	0	0	0	1	0	0
Oct 18	@ SD	L	1/1	2	0	2	0.0	0	0	0	0	0	1	0
Nov 2	DAL	L	1/1	4	1	5	0.0	1	0	0	0	0	0	0
Nov 8	DET	W	1/1	4	2	6	0.0	0	0	0	0	0	0	0
Nov 15	@ WAS	L	1/1	9	1	10	0.0	0	0	0	0	0	0	0
Nov 22	@ NYG	L	1/1	1	2	3	0.0	0	0	0	0	1	0	0
Nov 29	@ GB	L	1/1	1	1	2	0.0	0	0	0	0	2	0	0
Dec 3	STL	W	1/1	3	2	5	0.0	0	0	0	0	2	0	0
Dec 13	ARZ	L	1/1	4	1	5	0.0	0	0	0	0	0	0	0
Dec 20	@ DAL	L	1/1	0	1	1	0.0	0	0	0	0	0	0	0
Dec 27	NYG	L	1/1	1	1	2	0.0	0	0	0	0	0	0	0
TOTALS			11/10	32	13	45	0.0	1	0	0	0	7	0	0

1999

DATE	OPP.	W/L	P/S	S	A	T	Sac	Hur	Int	Yds	Lg	KD	FF	FR
Sep 12	ARZ	L	1/1	0	0	0	0.0	0	0	0	0	0	3	0
Sep 19	TB	L	1/0	1	0	1	0.0	0	0	0	0	0	0	0
Sep 26	@ BUF	L	1/1	5	0	5	0.0	0	0	0	0	0	2	0
Oct 3	@ NYG	L	1/1	5	0	5	0.0	0	1	18	18	1	0	1
Oct 10	DAL	W	1/1	4	1	5	0.0	2	1	13	13	0	0	0
Oct 17	@ CHI	W	1/1	3	1	4	0.0	0	0	0	0	0	1	0
Oct 24	@ MIA	L	1/1	4	1	5	0.0	0	0	0	0	0	1	0
Oct 31	NYG	L	1/1	2	3	5	0.0	0	0	0	0	0	3	0
Nov 7	@ CAR	L	1/1	3	2	5	0.0	0	0	0	0	0	1	0
Nov 14	WAS	W	1/1	4	1	5	0.0	0	0	0	0	0	0	0
Nov 21	IND	L	1/1	2	1	3	0.0	0	0	0	0	0	0	1
Nov 28	@ WAS	L	1/1	5	0	5	0.0	0	1	0	0	1	0	0
Dec 5	@ ARZ	L	1/1	2	0	2	0.0	0	1	28	28	2	0	0
Dec 12	@ DAL	L	1/1	1	1	2	0.0	1	0	0	0	0	3	0
Dec 19	NE	W	1/1	2	0	2	0.0	0	0	0	0	0	1	0

PLACED ON INJURED RESERVE ON FOLLOWING (JAW SURGERY)

TOTALS			15/14	43	11	54	0.0	3	4	59	28	19	0	3
--------	--	--	-------	----	----	----	-----	---	---	----	----	----	---	---

2000


DATE	OPP.	W/L	P/S	S	A	T	Sac	Hur	Int	Yds	Lg	KD	FF	FR
Sep 3	@ DAL	W	1/1	4	0	4	0.0	0	0	0	0	0	1	0
Sep 10	NYG	L	1/1	3	4	7	0.0	0	0	0	0	0	0	0
Sep 17	@ GB	L	1/1	1	0	1	0.0	0	0	0	0	0	2	1
Sep 24	@ NO	W	1/1	2	0	2	0.0	2	0	0	0	0	1	0
Oct 1	ATL	W	1/1	4	1	5	0.0	1	0	0	0	0	2	0
Oct 8	WAS	L	1/1	4	3	7	0.0	0	0	0	0	0	2	0
Oct 15	@ ARZ	W	1/1	2	1	3	0.0	0	1	25	25	0	0	0
Oct 22	CHI	W	1/1	1	1	2	0.0	0	0	0	0	0	3	0
Oct 29	@ NYG	L	1/0	4	2	6	0.0	0	0	0	0	0	0	0
Nov 5	DAL	W	1/1	2	0	2	0.0	0	0	0	0	0	1	0
Nov 12	@ PIT	W	1/1	1	1	2	0.0	1	1	38	38	0	0	0
Nov 19	ARZ	W	1/1	2	0	2	0.0	0	0	0	0	0	0	0
Nov 26	@ WAS	W	1/1	0	2	2	0.0	0	0	0	0	0	0	0
Dec 3	TEN	L	1/1	2	1	3	0.0	0	0	0	0	0	1	1
Dec 10	@ CLE	W	1/1	4	2	6	0.0	0	1	1	1	1	0	0
Dec 17	ARI	W	1/1	0	0	0	0.0	0	0	0	0	0	2	1
Dec 24	CIN	W	1/1	0	0	0	0.0	0	0	0	0	0	0	0
TOTALS			16/15	36	18	54	0.0	4	1	64	38	16	2	1

PLAYOFFS

Dec 31	TB	W	1/1	2	1	3	0.0	0	0	0	0	0	2	0
Jan 7	@ NYG	L	1/1	4	0	4	0.0	0	0	0	0	0	0	0
TOTALS			2/2	6	1	7	0.0	0	0	0	0	0	2	0

2001

DATE	OPP.	W/L	P/S	S	A	T	Sac	Hur	Int	Yds	Lg	KD	FF	FR
Sep 9	STL	L	1/1	2	1	3	1.0	1	0	0	0	0	0	0
Sep 23	@ SEA	W	1/1	3	0	3	0.0	0	0	0	0	0	1	2
Sep 30	DAL	W	1/1	0	1	1	0.0	0	0	0	0	0	4	0
Oct 7	ARZ	L	1/1	3	0	3	0.0	0	0	0	0	0	0	0
Oct 22	@ NYG	L	1/1	3	2									



Position: Defensive Tackle
Height, Weight: 6-0, 306
Born: 1/10/74 in Abilene, TX
College: Northern Illinois
High School: Attended Academy of Math and Science, St. Louis, MO ... played football at Sumner, Sumner, MO
NFL Experience: 7th (7th as an Eagle)
Acquired by Eagles: Signed as a rookie free agent in 1996
Originally joined NFL: Same as above

"That's the Tank Dog. The Big Tank. The immovable object, running people over, bowling people over." That's how Hollis Thomas was described by Pro Bowl defensive end Hugh Douglas, with whom he shares the right side of the Eagles defensive line. For the past six seasons, "Tank," as his teammates refer to him, has been rolled out in order to stuff the run. Joined by Corey Simon, the pair combine to form one of the NFL's top young tackle combinations. An unheralded player from a small Division I-A program, Thomas has had to prove himself at every level of play. Despite excelling at the collegiate level, he went undrafted. In order to find himself a spot in a training camp as a rookie free agent in 1996, Thomas actually had to pursue teams. After landing in Philadelphia, he went on to earn NFL All-Rookie Team honors in '96 and has started 79 of 90 games played. He inked a

five-year contract extension on 9/19/00 keeping him in the midnight green through the 2005 season.

BIRDSEED:

- Hosts "Inside the Eagles," a weekly program broadcast on Fox Philadelphia each Saturday during the season at 12:30 PM. To date the show has received 15 Emmy nominations. In fact, a piece that Thomas hosted from his 2000 offseason conditioning program in Ft. Lauderdale, FL, received best sports feature honors

CAREER HIGHLIGHTS:

- Helped hold RB Marshall Faulk to just 72 yds. rushing vs. STL (9/9/01), 20 yds. below his season avg.
- Recovered a Michael Pittman fumble in the red zone, squelching a Cardinals scoring opportunity at Arz. (11/4/01)
- Limited the Chargers LaDainian Tomlinson to 51-yds. rushing and also forced him to fumble in the 4th qtr. vs. SD (12/9/01)
- Celebrated a five-year contract extension signed on 9/19/00 at NO (9/24) with a sack and 7 tackles, two that resulted in fumbles by Ricky Williams (both recovered by the Eagles)
- Sacked Shaun King and helped hold Pro Bowl RB Warrick Dunn to one-yard rushing in 8 att. in the Wild Card game victory over TB (12/31/00)
- Posted a career-high 5 sacks in 1998 including a career-best 2 sacks vs. Was. (10/11)
- Tied MLB James Willis for the club lead with a career-high 82 tackles and was named to the NFL's 1997 All-Underrated team by Fred Edelstein
- As a rookie free agent in 1996, not only made the squad but went on to start the final five games of the season and cap his first pro campaign by earning NFL All-Rookie Team honors from *Football News*

PERSONAL:

- Single and resides in Morton, PA
- Has a daughter, Hydeia (1/22/97)
- Participated in the 2001 "NFL 101" seminar to help teach the X's and O's of football to women from around the Philadelphia area

HOLLIS' HIP HOP

First impressed the Eagles with a home-made college highlight tape that showed him wrecking havoc on the field set to rap music courtesy of Eric B & Rakim (I Ain't No Joke and How Can I Move the Crowd?). He sent the tape to every NFL team.



WHAT TANK DRIVES

Thomas was pictured on the front page of the April 11, 2002 edition of the *Philadelphia Daily News* posing with BMW's latest automobile, the Mini Cooper. The defensive tackle dwarfed the two-door hatch-back. Thomas attempted to test drive the car but realized it had a manual transmission. How odd is it to find a car collector unable to drive stick!

With five cars, Thomas is currently tied with Hugh Douglas for 2nd place behind Tra Thomas (8) for the team's largest car collection. Here's his latest list:

- 2002 Lincoln Blackwood
- 2002 Lexus SC 430
- 2001 Mercedes Benz S500
- 1992 Cadillac Fleetwood
- 1969 Chevrolet Impala

- Thomas spent a morning visiting the Trenton (NJ) Mercer County Airport Army National Guard base in April of 2002. He and Cecil Martin met the troops, signed autographs, and got to ride in a Blackhawk helicopter
- Spends time speaking out in local school and groups about Asthma Awareness, a condition that he also suffers from
- Won two 4A state championships in football at Sumner (MO) HS, although he actually attended and graduated from Academy of Math and Science in nearby St. Louis which did not field a football team. Lettered in basketball, however, at Math & Science
- Is a fan of fish that prey and in fact had eight piranha while in college.
- Also enjoys video games, traveling, shopping, and cooking. His parents are both chefs. Mrs. Thomas prepared a feast for the team when it traveled to his hometown of St. Louis for the NFC Championship game in 2001
- Is a movie buff who once served as a celebrity critic for the *Philadelphia Daily News* in 2001
- List of favorites: Friday (movie), Drew Carey (TV show), his father's lasagna (food), Frosted Flakes (cereal), Chris Tucker

(actor), Theresa Randall (actress), South Park (cartoon), St. Louis Cardinals (non-football team) and "Practice doesn't make perfect, practicing the right way makes perfect" (quote)

- A child development major, he would like to work in a day-care center following his football career
- Names Bruce Smith and "Mean" Joe Greene as his boyhood idols
- Has 3 younger brothers, Cymandric, Jerome, and Biongo, and one sister, Maxine. Biongo recently received a scholarship from NASA while he attends Lane College in Tennessee; he worked for NASA during the summer of 2001
- An avid collector of shoes, he owns over 250 pairs
- Full name: Hollis Thomas

COLLEGE:

Completed his three-year Northern Illinois career with 202 tackles, including 31 stops for losses. Shared the NIU captainship as a senior, when he was selected to both the *Football News* and coaches' first-team All-Big West Conference squad.

INJURY HISTORY:

Suffered a foot injury in pregame warm-ups vs. NYG (12/30) and was placed on the Injured Reserve list the following day, missing the 2001 playoff run. Suffered a torn left biceps tendon at GB (11/29/98) and underwent surgery on 12/2. Was subsequently placed on the Injured Reserve list and missed the final four games of the season. Played the entire 1997 season with a strained abdomen and a dislocated finger.

HOLLIS THOMAS' CAREER STATISTICS

YEAR	TEAM	GP/GS	TACKLES			QUARTERBACK			KD	FF	FR
			SOLO	AST	TOT	SACKS	HUR				
1996	PHIL.	16/5	45	19	64	1.0	12	1	0	0	
1997	PHIL.	16/16	54	28	82	2.5	17	1	1	1	
1998	PHIL.	12/12	38	16	54	5.0	8	2	0	1	
1999	PHIL.	16/16	39	33	72	1.0	22	1	1	1	
2000	PHIL.	16/16	45	36	81	4.0	10	0	3	1	
2001	PHIL.	14/14	42	28	70	0.0	8	3	4	1	
TOTALS		90/79	263	160	423	13.5	77	8	9	5	
PLAYOFFS											
1996	PHIL.	1/0	5	0	5	0.0	0	0	0	0	
2000	PHIL.	2/2	7	0	7	1.0	0	0	0	1	
2001	PHIL.	0/0	INJURED RESERVE- FOOT								
TOTALS		3/2	12	0	12	1.0	0	0	0	1	

CAREER HIGHS: TACKLES - Total 11 vs. Dal. 11/5/00; **Solo** 7 vs. Dal. 11/5/00; **SACKS - 2** vs. Wash. 10/11/98

MILESTONES: First start: at Arz. 11/24/96, **First sack:** vs. Car. 10/26/96 (QB Kerry Collins).



MEDIA GUIDE

THOMAS GAME-BY-GAME

1996 PHILADELPHIA EAGLES

DATE	OPP.	W/L	P/S	S	A	T	SAC	HUR	INT	Yds	Lg	KD	FF	FR
SEP 9	@ GB	L	1/0	1	1	2	0.0	0	0	0	0	0	0	0
SEP 15	@ DET	W	1/0	3	0	3	0.0	0	0	0	0	0	0	0
SEP 22	@ ATL	W	1/0	1	1	2	0.0	1	0	0	0	0	0	0
SEP 30	@ DAL	L	1/0	4	1	5	0.0	0	0	0	0	0	0	0
OCT 13	@ NYG	W	1/0	1	1	2	0.0	0	0	0	0	0	0	0
OCT 20	@ MIA	W	1/0	1	1	2	0.0	0	0	0	0	0	0	0
OCT 27	@ CAR	W	1/0	2	1	3	1.0	1	0	0	0	0	0	0
NOV 3	@ DAL	W	1/0	2	2	4	0.0	1	0	0	0	0	0	0
NOV 10	@ BUF	L	1/0	4	1	5	0.0	1	0	0	0	0	0	0
NOV 17	@ WAS	L	1/0	4	2	6	0.0	2	0	0	0	0	0	0
NOV 24	@ ARZ	L	1/1	5	1	6	0.0	1	0	0	0	0	0	0
DEC 1	@ NYG	W	1/1	4	1	5	0.0	0	0	0	0	0	0	0
DEC 5	@ IND	L	1/1	4	2	6	0.0	2	0	0	0	0	0	0
DEC 14	@ NYJ	W	1/1	1	2	3	0.0	0	0	0	0	0	0	0
DEC 22	@ ARZ	W	1/1	5	1	6	0.0	3	0	0	0	1	0	0
TOTALS			16/5	45	19	64	1.0	12	0	0	0	1	0	0

PLAYOFFS

DEC 29	@ SF	L	1/0	5	0	5	0.0	0	0	0	0	0	0	0
--------	------	---	-----	---	---	---	-----	---	---	---	---	---	---	---

1997

DATE	OPP.	W/L	P/S	S	A	T	SAC	HUR	INT	Yds	Lg	KD	FF	FR
AUG 31	@ NYG	L	1/1	2	1	3	0.0	0	0	0	0	0	0	0
SEP 7	@ GB	W	1/1	3	1	4	0.0	0	0	0	0	0	0	0
SEP 15	@ DAL	L	1/1	3	1	4	0.0	0	0	0	0	0	0	0
SEP 28	@ MIN	L	1/1	5	2	7	0.0	5	0	0	0	0	0	0
OCT 5	@ WAS	W	1/1	2	2	4	1.0	2	0	0	0	0	0	0
OCT 12	@ JAX	L	1/1	3	0	3	0.0	0	0	0	0	0	0	0
OCT 19	@ ARZ	W	1/1	2	3	5	0.0	0	0	0	0	0	0	0
OCT 26	@ DAL	W	1/1	5	1	6	0.0	0	0	0	0	0	0	0
NOV 2	@ ARZ	L	1/1	4	4	8	1.5	2	0	0	0	0	1	0
NOV 10	@ SF	L	1/1	5	1	6	0.0	0	0	0	0	0	0	0
NOV 16	@ BAL	T	1/1	4	2	6	0.0	0	0	0	0	1	0	0
NOV 23	@ PIT	W	1/1	5	3	8	0.0	3	0	0	0	0	0	0
NOV 30	@ CIN	W	1/1	1	2	3	0.0	2	0	0	0	0	0	0
DEC 7	@ NYG	L	1/1	5	2	7	0.0	0	0	0	0	0	0	0
DEC 14	@ ATL	L	1/1	5	0	5	0.0	0	0	0	0	0	0	1
DEC 21	@ WAS	L	1/1	2	2	4	0.0	1	0	0	0	0	0	0
TOTALS			16/16	54	28	82	2.5	17	0	0	0	1	1	1

1998

DATE	OPP.	W/L	P/S	S	A	T	SAC	HUR	INT	Yds	Lg	KD	FF	FR
SEP 6	@ SEA	L	1/1	6	1	7	0.0	0	0	0	0	0	0	0
SEP 13	@ ATL	L	1/1	5	2	7	0.5	2	0	0	0	0	0	0
SEP 20	@ ARZ	L	1/1	2	4	6	0.0	0	0	0	0	0	0	0
SEP 27	@ KC	L	1/1	2	0	2	0.0	2	0	0	0	0	0	0
OCT 4	@ DEN	L	1/1	2	1	3	0.0	0	0	0	0	0	0	0
OCT 11	@ WAS	W	1/1	6	1	7	2.0	0	0	0	0	0	0	0
OCT 18	@ SD	L	1/1	4	3	7	0.5	2	0	0	0	2	0	0
NOV 2	@ DAL	L	1/1	4	1	5	1.0	0	0	0	0	0	0	0
NOV 8	@ DET	W	1/1	3	1	4	0.0	2	0	0	0	0	0	0
NOV 15	@ WAS	L	1/1	1	1	2	1.0	0	0	0	0	0	0	1
NOV 22	@ NYG	L	1/1	1	0	1	0.0	0	0	0	0	0	0	0
NOV 29	@ GB	L	1/1	2	1	3	0.0	0	0	0	0	0	0	0

PLACED ON INJURED RESERVE LIST AFTER BICEPS SURGERY ON 12/2

TOTALS			12/12	38	16	54	5.0	8	0	0	0	2	0	1
--------	--	--	-------	----	----	----	-----	---	---	---	---	---	---	---

1999

DATE	OPP.	W/L	P/S	S	A	T	SAC	HUR	INT	Yds	Lg	KD	FF	FR
SEP 12	@ ARZ	L	1/1	5	2	7	0.0	1	0	0	0	0	0	0
SEP 19	@ TB	L	1/1	5	2	7	0.0	1	0	0	0	0	0	0
SEP 26	@ BUF	L	1/1	2	2	4	0.0	0	0	0	0	0	0	0
OCT 3	@ NYG	L	1/1	0	1	1	0.0	0	0	0	0	0	0	0
OCT 10	@ DAL	W	1/1	2	1	3	0.0	2	0	0	0	0	0	0
OCT 17	@ CHI	W	1/1	2	3	5	1.0	1	0	0	0	0	0	0
OCT 24	@ MIA	L	1/1	2	2	4	0.0	3	0	0	0	0	0	0
OCT 31	@ NYG	L	1/1	1	4	5	0.0	1	0	0	0	0	0	0
NOV 7	@ CAR	L	1/1	5	4	9	0.0	3	0	0	0	0	0	0
NOV 14	@ WAS	W	1/1	2	3	5	0.0	0	0	0	0	0	0	1
NOV 21	@ IND	W	1/1	2	2	4	0.0	0	0	0	0	0	0	0
NOV 28	@ WAS	L	1/1	4	2	6	0.0	1	0	0	0	0	0	0
DEC 5	@ ARZ	L	1/1	0	2	2	0.0	3	0	0	0	0	0	0
DEC 12	@ DAL	L	1/1	4	0	4	0.0	2	0	0	0	1	0	0
DEC 19	@ NE	W	1/1	1	2	3	0.0	2	0	0	0	0	0	1
JAN 2	@ STL	W	1/1	2	1	3	0.0	1	0	0	0	0	0	0
TOTALS			16/16	39	33	72	1.0	22	0	0	0	3	1	1

2000


DATE	OPP.	W/L	P/S	S	A	T	SAC	HUR	INT	Yds	Lg	KD	FF	FR
SEP 3	@ DAL	W	1/1	3	0	3	0.0	0	0	0	0	0	0	0
SEP 10	@ NYG	L	1/1	3	3	6	0.0	0	0	0	0	0	0	0
SEP 17	@ GB	L	1/1	4	2	6	1.0	0	0	0	0	0	0	0
SEP 24	@ NO	W	1/1	4	3	7	1.0	0	0	0	0	0	0	1
OCT 1	@ ATL	W	1/1	0	1	1	0.0	1	0	0	0	0	0	0
OCT 8	@ WAS	L	1/1	3	3	6	0.0	1	0	0	0	0	0	0
OCT 15	@ ARZ	W	1/1	2	0	2	0.0	3	0	0	0	0	0	1
OCT 22	@ CHI	W	1/1	4	2	6	1.0	1	0	0	0	0	0	0
OCT 29	@ NYG	L	1/1	2	3	5	0.0	0	0	0	0	0	0	0
NOV 5	@ DAL	W	1/1	7	4	11	0.0	0	0	0	0	0	0	0
NOV 12	@ PIT	W	1/1	2	3	5	0.0	2	0	0	0	0	0	0
NOV 19	@ ARZ	W	1/1	3	4	7	0.0	1	0	0	0	0	0	0
NOV 26	@ WAS	W	1/1	1	2	3	0.0	0	0	0	0	0	0	0
DEC 3	@ TEN	L	1/1	2	3	5	0.0	1	0	0	0	0	0	0
DEC 10	@ CLE	W	1/1	2	2	4	0.0	0	0	0	0	0	0	0
DEC 24	@ CIN	W	1/1	3	1	4	1.0	0	0	0	0	0	0	1
TOTALS			16/16	45	36	81	4.0	10	0	0	0	0	3	1

PLAYOFFS

DEC 31	@ TB	W	1/1	4	0	4	1.0	0	0	0	0	0	0	0
JAN 7	@ NYG	L	1/1	3	0	3	0.0	0	0	0	0	0	0	1
TOTALS			2/2	7	0	7	1.0	0	0	0	0	0	0	1

2001

DATE	OPP.	W/L	P/S	S	A	T	SAC	HUR	INT	Yds	Lg	KD	FF	FR
SEP 9	@ STL	L	1/1	1	2	3	0.0	0	0	0	0	1	0	0
SEP 23	@ SEA	W	1/1	0	0	0	0.0	1	0	0	0	2	0	0
SEP 30	@ DAL	W	1/1	0	2	2	0.0	1	0	0	0	0	0	0
OCT 7	@ ARZ	L	1/1	3	2	5	0.0	1	0	0	0	0	0	0
OCT 22	@ NYG	W	1/1	3	5	8	0.0	3	0	0	0	0	0	0
OCT 28	@ OAK	L	1/1	3	3	6	0.0	1	0	0	0	0	0	0
NOV 4	@ ARZ	W	1/1	3	3	6	0.0							



Position: Tackle
Height, Weight: 6-7, 349
Born: 11/20/74 in Deland, FL
College: Florida State
High School: Deland, Deland, FL
NFL Experience: 5th (5th as an Eagle)
Acquired by Eagles: D1-98 (11th selection overall)
Originally joined NFL: Same as above



"For me it's not about being complacent, it's about being the best there is at what you do. When I retire, I want them to say, 'Tra Thomas was one of the best.' Like Art Shell and Anthony Munoz. That's what it's all about for me. I'm getting better, but I won't ever be satisfied." The NFL community has begun to recognize Thomas as one of the best young tackles in the game. In 2001, Thomas made his first trip to the Pro Bowl after having been named a first alternate to the NFC squad a year earlier. As such, became the first Eagles offensive lineman to play in the all star classic since Jerry Sisemore in 1982. At 6-7, 349 lbs., Thomas is an imposing force who is trusted with protecting the blindside of Pro Bowl QB Donovan McNabb every week against some of the premiere defensive ends in the NFL. "He just goes out and neutralizes big-time

players every week," said RG John Welbourn. Tra has become a mainstay at left tackle in Philadelphia as the Eagles have used 20 starting LTs over the last 25 years, and only one, Stan Walters, who held the position from 1975-1983, has more starts than Thomas. By inking a six-year contract extension on 10/26/00, it appears that Thomas will leave a lasting impression on the city of Philadelphia.



"Feelin' Good, We Do Philly Proud!" That's the slogan for Philadelphia Sam's, a restaurant that Thomas became a partner in last year. Sam's is well known for its cheesesteaks and boardwalk style cheese fries and is located at 2nd and Chestnut St.'s in the "Old City" section of Philadelphia. "It's a solid first investment," said Thomas. "Plus I like to go in, hang out, have a really good cheesesteak and check the receipts."

BIRDSEED:

- Invested in rental properties in Florida and Philadelphia. He plans on buying 5 or 6 more investment properties over the next year. His interest in the music industry influenced him to build a recording studio in the basement of his home in Florida
- Organized an annual scholarship fund at his alma mater, Deland (FL) HS, which benefits deserving, minority students. There are five, \$5,000 scholarships given annually. He also participates in a book club and toy drive at Deland
- Pro Bowl DE Hugh Douglas credits Thomas for much of his own success. "He's one of the reasons why I'm having so much success. He's my sparring partner. To be a great fighter, you have to have a great sparring partner. He's the best."
- "Tra Thomas, a real masher for the Eagles, and the Rams Orlando Pace are the best people-movers in the game," said *Sports Illustrated's* Peter King
- Participated in the development of an exhibit at the Franklin Institute in Philadelphia called "Sports Challenge." A plaster mold of his head was made and a life-size statue was erected of Thomas pouring a Gatorade bucket in a post game celebration



SLIDIN' ON THROUGH HIS GARAGE

This past offseason Tra Thomas overtook Hugh Douglas as the Eagles leading car collector with 8 vehicles. Here's his latest stable:

- 2002 Cadillac EXT
- 2002 BMW X5
- 2002 Ford Harley Davidson F150
- 2001 GMC Denali
- 1995 Chevrolet SS Impala
- 1967 Chevrolet Impala
- 1970 Buick 225 Electra
- 1969 Lincoln Continental

Thomas also owns four four-wheel all terrain vehicles: a Banshee, a Raptor 660, a Bombardier and a Polaris.

CAREER HIGHLIGHTS:

- Made his first trip to the Pro Bowl following the 2001 season. He was originally selected as the first alternate behind the Rams Orlando Pace (starter), the Redskins Chris Samuels (starter) and the Bears James Williams (reserve). When Pace withdrew from the game due to injury, Thomas filled in just days before the game.
- Missed the first game of his career, at TB (1/6/02) as many starters were rested
- In 2000, was selected as the first alternate to the NFC Pro Bowl squad behind Pace, the Saints William Roaf, and the Vikings Korey Stringer.
- Helped RB Correll Buckhalter to a team rookie rushing record 134 yds. vs. Arz. (10/7/01). Buckhalter, (129-586) also broke the Eagles single-season rookie rushing record set by Keith Byars (177-577) in 1986
- Was a member of an offensive line that started all 16 regular season games (and both playoff contests) in the same combination in 2001. As such, the Eagles were just one of four clubs to have the unit stay intact throughout the season and, since the NFL went to a 16 game schedule in 1978, became the first Philadelphia team to accomplish that feat
- Helped open up holes during one of the greatest rushing performances in club history as RB Duce Staley gained 201 yds. in the season opening win at Dal. (9/3/00) and the Eagles, as a team, ran for over 300 yds.
- Helped pave the way for RB Duce Staley's consecutive 1,000-yd. rushing campaigns in 1998-99

- Earned NFL All-Rookie team honors from *College and Pro Football Newsweekly* in 1998
- In the 4th game of his rookie season vs. KC (9/27/98), held Chiefs all-pro LB Derrick Thomas without a sack or tackle

PERSONAL:

- He and his wife, Rosa, reside in South Jersey with their son, William IV (8/12/96)
- Served as a tour guide for a child with cancer at a recent visit of the Eagles practice facility, the NovaCare Complex, in March of 2002
- His father, William "Crane" Thomas, was an offensive tackle at Florida A&M and attended Atlanta's training camp in 1974
- His 550-lb. bench press was a FSU record
- Majored in criminology
- Was a two-way tackle at Deland (FL) HS
- Enjoys fishing, reading, and eating peanut butter and jelly sandwiches
- List of favorites: Usual Suspects (movie), Martin (TV show), 76ers (non-football team), and Frosted Flakes (cereal)
- Full name: William Thomas III

COLLEGE:

Polished his pass blocking skills during Florida State practices against top-flight defenders such as Andre Wadsworth, Peter Boulware, Reinard Wilson, and Greg Spiers (Boulware and Wilson were NFL 1st round picks in 1997 by Baltimore and Cincinnati, respectively; Wadsworth was the third selection overall in 1998 by Arizona; and Spiers was taken in the 3rd round by New England in 1998). Played the "tight" tackle position, switching from left to right tackle in order to match up against opponents' top pass rushers. As a senior, earned 2nd team All-America honors, 1st team All-Atlantic Coast Conference recognition, and the Jacob's Trophy given to the ACC's top offensive lineman. Helped the Seminoles' offense lead the ACC and rank 8th in the nation with 452.1 total yards per game. Switched to offense after originally being recruited as a defender.

THOMAS' CAREER GAMES PLAYED/STARTED:

(Eagles 1998-2001; 1998 (16/16), 1999 (16/15), 2000 (16/16); 2001 (15/15); **TOTALS: (63/62).**

PLAYOFF GAMES PLAYED/STARTED: 2000 (2/2), 2001 (3/3); **TOTALS: (5/5).**





83 JEFF THOMASON

Position: Tight End
Height, Weight: 6-5, 255
Born: 12/30/69 in San Diego, CA
College: Oregon
High School: Corona Del Mar, Newport Beach, CA
NFL Experience: 10th (3rd as an Eagle)
Acquired by Eagles: Trade (GB) 2000
Originally joined NFL: Signed as rookie free agent by Cincinnati in 1992

A 10-year NFL veteran, Thomason serves as a valuable backup to Pro Bowl TE Chad Lewis. Entering his 3rd season in Philadelphia, he is also a valued member of the special teams units. Thomason was acquired from the Packers in a trade for TE Kaseem Sinceno on 3/16/00.

BIRDSEED:

- The "Flying T" is Thomason's celebration after scoring a touchdown. He poses in the endzone with arms outstretched forming the letter "T"
- Eagles head coach Andy Reid was his position coach with the Packers from 1995-96

CAREER HIGHLIGHTS:

- Collected 14 special teams tackles during the 2001 regular season and 5 more in the postseason
- Made a big impact in the NFC Divisional Playoff win at Chi. (1/19/02), as he grabbed 2 passes which

- both resulted in 1st downs during key scoring drives
- In 2000, only the Chiefs Tony Gonzalez (9) finished with more TDs than his 5 among NFL tight ends
- Scored the Eagles first points of the season with a 1-yard TD at Dal. (9/3/00) on the game's first drive
- Caught a career-high 14 passes for 140 yards and 2TDs while spending much of the 1999 season as the backup to Tyrone Davis before moving into the starting lineup at the very end of the year
- Caught game-winning, 1-yd. TD from Brett Favre with :11 left in season-opening win vs. Oak. (9/12/99)
- In season opener vs. Chi. (9/1/97), caught a career-high 5 passes for 58 yards, including his first career TD – a one-yard scoring grab from Brett Favre
- Finished fifth on the club with 11 special teams tackles and went 3-45 receiving for the 1996 World Champion Packers
- Re-signed with Green Bay as a free agent on 1/12/95 and made first career start vs. Det. (10/15/95) when the Packers opened in a 2-TE formation. His 7-yd catch vs. STL (9/3/95) was his first as a Packer
- Was released by Cin. (7/29/94) and was claimed off waivers by the Packers on 8/1/94. Was subsequently released by Green Bay (8/22/94) and spent the remainder of the year out of football
- Signed with Cin. as an undrafted free agent on 4/29/92, but spent majority of the 1992 season on the Injured Reserve list with a knee injury

PERSONAL:

- He and his wife, Blake, have two daughters, Taylor (4/1/95) and Lily (3/20/01)
- Nicknamed 'J.T.'
- Lettered two years in football at Corona Del Mar HS in Newport Beach, CA as a linebacker and tight end. Also lettered four years in swimming
- Holds B.S. degree in psychology
- List of favorites: "Get busy living or get busy dying" (quote), Shawshank Redemption (movie), Robin Williams (actor), Meg Ryan (actress), sushi (food), Power of One (book), Anaheim Angels (non-football team), Captain Crunch (cereal).
- Hobbies include reading and playing golf.
- Full name: Jeffrey David Thomason

COLLEGE:

A two-year starter at Oregon, he finished his career with 63 receptions for 818 yards and 10 touchdowns.



Served as team captain his senior year. Caught 30 passes for 396 yards and 6 TDs as junior. Made 21 receptions as a senior and 12 as a sophomore.

INJURY HISTORY:

Sustained a knee injury vs. Was. (11/25/01) and missed two games. Suffered sprained MCL in his

right knee at SF (11/29/99) and was inactive for 2 games. Sprained right ankle at Ind. (11/16/97) and was inactive for the next three games. Spent the majority of the 1992 season on the Injured Reserve list with a knee injury.

JEFF THOMASON'S CAREER STATISTICS

YEAR	TEAM	GP/GS	REC.	YARDS	AVG.	LG	TD	
1992	CIN.	4/0	2	14	7.0	10	0	
1993	CIN.	3/0	2	8	4.0	5	0	
1994 OUT OF FOOTBALL								
1995	GB	16/1	3	32	10.7	15	0	
1996	GB	16/1	3	45	15.0	24	0	
1997	GB	13/1	9	115	12.8	27	1	
1998	GB	16/2	9	89	9.9	22	0	
1999	GB	14/2	14	140	10.0	22	2	
2000	PHIL.	16/5	10	46	4.6	11	5	
2001	PHIL.	14/0	5	33	6.6	11	0	
TOTALS		112/12	57	522	9.2	27	8	
PLAYOFFS								
1995	GB	3/0	0	0	0.0	0	0	
1996	GB	3/0	0	0	0.0	0	0	
1997	GB	3/0	0	0	0.0	0	0	
1998	GB	0/0	DEACTIVATED					
2000	PHIL.	2/0	1	2	2.0	2T	1	
2001	PHIL.	3/0	2	39	19.5	30	0	
TOTALS		11/0	3	41	13.7	30	1	

ADDITIONAL CAREER STATISTICS

SPECIAL TEAMS TACKLES: 1992 (1), 1995 (15), 1996 (11), 1997 (11), 1998 (9), 1999 (3), 2000 (19), 2001 (14), Total (83)

PLAYOFF SPECIAL TEAMS TACKLES: 1995 (2), 1996 (3), 1997 (1), 2000 (6), 2001 (5), Total (17)

KICKOFF RETURNS: 1995 (1-16), 1996 (1-20), 2000 (1-10), 2001 (0), Total (3-46)

CAREER HIGHS: RECEIVING - Recepts. 5 vs. Chi. 9/1/97, Yds. 58 vs. Chi. 9/1/97, Long 30 yds. at Chi 1/19/02 (NFC Divisional Playoff), 27 yds. at Phi. 9/7/97 (regular season), TDs 1 (9 times) last vs. TB 12/31/00

MILESTONES: First start: vs. Det. 10/15/95, **First reception:** at SD 12/13/92 (QB David Klingler), **First TD:** vs. Chi. 9/1/97 (QB Brett Favre).

THOMASON GAME-BY-GAME

2000 PHILADELPHIA EAGLES

DATE	OPP.	W/L	P/S	REC	Yds	AVG	LG	TD
Sep 3	DAL	W	1/0	1	1	1.0	1T	1
Sep 10	NYG	L	1/1	0	0	0.0	0	0
Sep 17	GB	L	1/0	0	0	0.0	0	0
Sep 24	NO	W	1/0	0	0	0.0	0	0
Oct 1	ATL	W	1/1	1	6	6.0	6	0
Oct 8	WAS	L	1/1	0	0	0.0	0	0
Oct 15	ARZ	W	1/1	0	0	0.0	0	0
Oct 22	CHI	W	1/0	2	10	5.0	7	1
Oct 29	NYG	L	1/0	0	0	0.0	0	0
Nov 5	DAL	W	1/0	0	0	0.0	0	0
Nov 12	PIT	W	1/0	1	2	2.0	2T	1
Nov 19	ARZ	W	1/0	2	12	6.0	11	1
Nov 26	WAS	W	1/0	2	7	3.5	4	1
Dec 3	TEN	L	1/0	0	0	0.0	0	0
Dec 10	CLE	W	1/1	1	8	8.0	8	0
Dec 24	CIN	W	1/0	0	0	0.0	0	0
TOTALS			16/5	10	46	4.6	11	5

PLAYOFFS

Dec 31	TB	W	1/0	1	2	2.0	2T	1
Jan 7	NYG	L	1/0	0	0	0.0	0	0
TOTALS			2/0	1	2	2.0	2T	1


2001

DATE	OPP.	W/L	P/S	REC	Yds	AVG	LG	TD
Sep 9	STL	L	1/0	0	0	0.0	0	0
Sep 23	SEA	W	1/0	0	0	0.0	0	0
Sep 30	DAL	W	1/0	0	0	0.0	0	0
Oct 7	ARZ	L	1/0	2	8	4.0	7	0
Oct 22	NYG	W	1/0	0	0	0.0	0	0
Oct 28	DAK	L	1/0	1	11	11.0	11	0
Nov 4	ARZ	W	1/0	1	9	9.0	9	0
Nov 11	MIN	W	1/0	0	0	0.0	0	0
Nov 18	DAL	W	1/0	0	0	0.0	0	0
Nov 25	WAS	L	1/0	1	5	5.0	5	0
Nov 29	KC	W	0/0					
Dec 9	SD	W	0/0					
Dec 16	WAS	W	1/0	0	0	0.0	0	0
Dec 22	SF	L	1/0	0	0	0.0	0	0
Dec 30	NYG	W	1/0	0	0	0.0	0	0
Jan 6	TB	W	1/0	0	0	0.0	0	0
TOTALS			14/0	5	33	6.6	11	0

PLAYOFFS

Jan 12	TB	W	1/0	0	0	0.0	0	0
Jan 19	CHI	W	1/0	2	39	19.5	30	0
Jan 27	STL	L	1/0	0	0	0.0	0	0
TOTALS			3/0	2	39	19.5	30	0





80 JAMES THRASH

Position: Wide Receiver

Height, Weight: 6-0, 200

Born: 4/28/75 in Denver, CO

College: Missouri Southern

High School: Wewoka, Wewoka, OK

NFL Experience: 6th (2nd as an Eagle)

Acquired by Eagles: UFA (Wash) 2001

Originally joined NFL: Signed as rookie free agent by Philadelphia in 1997

"James Thrash is the hardest working person on the team and everyone knows that. He busts it every day, all day. There's no quit in him, no give up in him and that's why he makes so many plays on Sunday." That's the kind of respect Thrash has earned from everyone in the Eagles organization in only his first year with the team. Those words, spoken by TE Chad Lewis have been echoed throughout the locker room since Thrash signed a four-year contract on 3/9/01 and thus re-joined his original NFL team. Thrash has traveled an interesting route to becoming a budding NFL star. The native of Denver, CO, was transplanted to tiny, Wewoka, OK, (population: 5,000) and was not even a starter on the town's high school football squad until his senior year. "You won't find any smaller town," said Thrash's college track coach and mentor Tom Rutledge. "Better not blink or you'll miss it." In fact many college football programs did miss Wewoka and a chance at recruiting Thrash. One that

didn't was Missouri Southern. When Thrash reached campus as a freshman, he was teamed with wide receiver Rod Smith, who has traveled a very similar path into stardom with the Denver Broncos. A former rookie free agent signee of Philadelphia in 1997, Thrash spent the next four seasons in Washington as a receiver, return man, and special teams ace. What earns even more respect for Thrash than his hard work and perseverance is the type of person he is. Never do you see him speak of his own accomplishments. Never do you see him hint at a taunt. Said Eagles Pro Bowl CB Troy Vincent, "He's not the flashy guy. He just goes out and gets things done. On Sunday, we know he'll make the big catch. He's a guy you can send across the middle. He's a guy you can send deep. He can do it all."

BIRDSEED:

- Graduated from Missouri Southern in the spring of 2001 with a degree in criminal justice via online courses offered by the school. In order to complete his degree, he participated in an internship with the Loudoun County Sheriff's Department in Virginia. As part of the internship he was able to accompany officers on ride-alongs, crime scene investigations and got to sit in on an autopsy
- As a youngster, aspired to become a ninja and was a big Bruce Lee fan. His favorite movies were "Enter the Dragon" and "The Chinese Connection."
- Was originally a rookie free agent signee of the Eagles in 1997 but was released prior to the start of training camp
- Met his wife, Amber, while both were members of the Missouri Southern track team. The couple welcomed their first child, a son, Jayden James, on 5/10/02. Thrash concedes his wife is a better shot when they go hunting. He still holds the school records for the 100 meters (10.35) and the 200 meters (20.79).
- Earned All-NFL Interview Team honors in 2001
- Enjoys eating buffalo wings and french fries the night before games

CAREER HIGHLIGHTS:

- Posted career highs in receptions (63), yards (833) and TDs (8) his first full season with the Eagles in 2001
- In the NFC East Division-clinching win vs. NYG (12/30/01), caught 7 passes for 143 yds., including a 57-yd. TD from Donovan McNabb early in the 4th qtr. that put Philly ahead, 14-13
- Caught a dramatic game-winning TD, an 18 yarder



from McNabb, with 1:47 remaining on Monday Night Football at NYG (10/22/01)

- Caught 2 TDs in consecutive weeks (at Arz. 11/4/01 and vs. Min. 11/11/01) and totaled three such games in the season. Prior to 2001, had never caught more than one in a game
- Was 11-151 receiving in the 2001 postseason including a 5-73 yd. performance at Chi. (1/19/02) in the NFC Divisional Playoff game
- Recorded career highs at Sea. (9/23/01) with 10 receptions, 165 yards and 2 TDs. Also posted a career-long 65-yd. TD reception from McNabb. He became the first Eagle to break the 150-yd. receiving plateau since Fred Barnett (11-173-2TDs) did so on 11/6/94 vs. Arz.
- Recorded his first 100-yd. receiving game at Arz. (11/5/00) with 6 catches for 102 yds.
- Raced 95 yds. on a KOR for a TD at Det. (12/5/99), the first and only of his career
- Signed as a rookie free agent by Philadelphia in 1997, but was released prior to camp and signed by the Redskins on 7/11/97

PERSONAL:

- James and his family resides in Sterling, VA, in the offseason
- Attended the United Way's 2001 Hometown Huddle

- List of favorites: Stevie Wonder (singer), ESPN.com (website), Fruit Loops (cereal), Rules of Engagement (movie), and mexican (food)
- Was the Redskins' Ed Block Courage Award recipient in 2000. Also was the team's Unsung Hero Award winner that year
- Did not start until his senior season at Wewoka (OK) HS
- Cousin is Kansas City Chiefs LB Richard Jordan
- Full name: James Thrash

COLLEGE:

Earned first-team All-Mid-America Intercollegiate Athletics Association honors at wide receiver as a senior at Missouri Southern. Finished first in the conference in receiving yards per game and 2nd in receptions. Played in the Snow Bowl (NCAA Division II all-star game) after his senior season. Caught 79 passes for 1,222 yards and seven TDs in his career. A track star, earned All-America honors in the 200-meter dash and all-MIAA honors in track and field by finishing second in the 100-meter dash and 200-meter dash. Ran a leg on the 400-meter relay team that placed 3rd.

INJURY HISTORY:

Suffered a broken clavicle vs. SD (12/6/98) and was put on the Injured Reserve list.

JAMES THRASH'S CAREER STATISTICS

YEAR	TEAM	GP/GS	RECEIVING				RUSHING				KICKOFF RETURNS						
			No.	Yds.	Avg.	LG TD	No.	Yds.	Avg.	LG TD	No.	Yds.	Avg.	LG TD			
1997	WASH.	4/0	2	24	12.0	17	0	0	0	0	0	0	0	0	0	0	
1998	WASH.	10/1	10	163	16.3	28	1	0	0	0.0	0	0	6	129	21.5	39	0
1999	WASH.	15/0	3	44	14.7	25	0	1	37	37.0	37	0	14	355	25.4	95T	1
2000	WASH.	16/8	50	653	13.1	50	2	10	82	8.2	34	0	45	1000	22.2	49	0
2001	PHIL.	15/15	63	833	13.2	64T	8	6	57	9.5	24	0	5	101	20.2	34	0
TOTALS		60/24	128	1717	13.4	64T	11	17	176	10.4	37	0	70	1585	22.6	95T	1
PLAYOFFS																	
1999	WASH.	2/0	0	0	0.0	0	0	1	1	1.0	1	0	1	24	24.0	24	0
2001	PHIL.	3/3	11	151	13.7	43	0	2	-3	-1.5	2	0	0	0	0.0	0	0
TOTALS		5/3	11	151	13.7	43	0	3	-2	-0.7	2	0	1	24	24.0	24	0

ADDITIONAL CAREER STATISTICS

PUNT RETURNS: 2000 (10-6FC-106-10.6-LG25-0TD)

SPECIAL TEAMS TACKLES: 1997 (2), 1998 (2), 1999 (20), 2000 (4), Total (28)


CAREER HIGHS: RECEIVING - Recpts. 10 at Sea. 9/23/01, Yards 165 at Sea. 9/23/01, Long 64-yd. TD from Donovan McNabb at Sea. 9/23/01, TDs 2 (3 times) last vs. Min. 11/11/01; RUSHING - Att. 2 (5 times) last at Arz. 11/4/01, Yards 41 at Phil. 10/8/00, Long 37 vs. Mia. 1/2/00; KICKOFF RETURNS - No. 6 vs. Phil. 11/26/00, Yards 132 at Det. 9/10/00, Long 95T at Det. 12/5/99, TDs 1 at Det. 12/5/99; PUNT RETURNS - No. 2 (4 times) last vs. Phil. 11/26/00, Yards 34 at StL 11/20/00, Long 25 at Jax. 10/22/00
MILESTONES: First game: vs. Bal. 10/26/97, First start: at Sea. 9/20/98, First Reception: at NYG 12/13/97 (QB - Jeff Hostetler), First TD: vs. SD 12/6/98 (QB - Trent Green), First 100-yd. game: at Arz. 11/5/00, 100-yard receiving games: 4 last vs. NYG 12/30/01.



MEDIA GUIDE

THRASH GAME-BY-GAME

1997 WASHINGTON REDSKINS						RECEIVING						RUSHING						KICKOFF RETURNS						PUNT RETURNS						Tot.
DATE	OPP.	W/L	GP/GS	No.	Yds.	Avg.	LG	TD	No.	Yds.	Avg.	LG	TD	No.	Yds.	Avg.	LG	TD	No.	FC	Yds.	Avg.	LG	TD	Tot. Yds.					
DEC 13	@ NYG	L	1/0	2	24	12.0	17	0	0	0	0.0	0	0	0	0	0.0	0	0	0	0	0	0.0	0	0	0	24				
1998																														
DATE	OPP.	W/L	GP/GS	No.	Yds.	Avg.	LG	TD	No.	Yds.	Avg.	LG	TD	No.	Yds.	Avg.	LG	TD	No.	FC	Yds.	Avg.	LG	TD	Tot. Yds.					
SEP 6	@ NYG	L	1/0	1	13	13.0	13	0	0	0	0.0	0	0	2	64	32.0	39	0	0	0	0.0	0	0	0	77					
SEP 14	SF	L	1/0	0	0	0.0	0	0	0	0	0.0	0	0	2	33	16.5	19	0	0	0	0.0	0	0	0	33					
SEP 20	@ SEA	L	1/1	0	0	0.0	0	0	0	0	0.0	0	0	0	0.0	0	0	0	0	0	0.0	0	0	0	0					
SEP 27	DEN	L	0/0																											
OCT 4	DAL	L	1/0	0	0	0.0	0	0	0	0	0.0	0	0	0	0.0	0	0	0	0	0	0.0	0	0	0	0					
OCT 11	@ PHI	L	0/0																											
OCT 18	@ MIN	L	0/0																											
NOV 1	NYG	W	1/0	3	40	13.3	19	0	0	0	0.0	0	0	0	0.0	0	0	0	0	0	0.0	0	0	0	40					
NOV 8	@ ARZ	L	1/0	2	44	22.0	28	0	0	0	0.0	0	0	1	18	18.0	18	0	0	0	0.0	0	0	0	62					
NOV 15	PHI	W	1/0	0	0	0.0	0	0	0	0	0.0	0	0	0	0.0	0	0	0	0	0	0.0	0	0	0	0					
NOV 22	ARZ	L	1/0	0	0	0.0	0	0	0	0	0.0	0	0	1	14	14.0	14	0	0	0	0.0	0	0	0	14					
NOV 29	@ OAK	W	1/0	0	0	0.0	0	0	0	0	0.0	0	0	0	0.0	0	0	0	0	0	0.0	0	0	0	0					
DEC 6	SD	W	1/0	4	66	16.5	25	1	0	0	0.0	0	0	0	0.0	0	0	0	0	0	0.0	0	0	0	66					
Was placed on Injured Reserve List after injuring his clavicle																														
TOTALS				10/1	10	163	16.3	28	1	0	0	0.0	0	0	6	129	21.5	39	0	0	0	0.0	0	0	0	292				
1999																														
DATE	OPP.	W/L	GP/GS	No.	Yds.	Avg.	LG	TD	No.	Yds.	Avg.	LG	TD	No.	Yds.	Avg.	LG	TD	No.	FC	Yds.	Avg.	LG	TD	Tot. Yds.					
SEP 12	Oct 31		7/0	0	0	0.0	0	0	0	0	0.0	0	0	0	0.0	0	0	0	0	0	0.0	0	0	0	0	0				
SEP 14	BUF	L	1/0	0	0	0.0	0	0	0	0	0.0	0	0	1	28	28.0	28	0	0	0	0.0	0	0	0	28					
NOV 14	@ PHI	L	1/0	0	0	0.0	0	0	0	0	0.0	0	0	1	21	21.0	21	0	0	0	0.0	0	0	0	21					
NOV 21	NYG	W	1/0	1	25	25.0	25	0	0	0	0.0	0	0	1	14	14.0	14	0	0	0	0.0	0	0	0	39					
NOV 28	PHI	W	1/0	0	0	0.0	0	0	0	0	0.0	0	0	2	72	36.0	48	0	0	0	0.0	0	0	0	72					
DEC 5	DET	L	1/0	1	2	2.0	2	0	0	0	0.0	0	0	2	109	54.5	95	1	0	0	0.0	0	0	0	111					
DEC 12	ARZ	W	1/0	0	0	0.0	0	0	0	0	0.0	0	0	1	19	19.0	19	0	0	0	0.0	0	0	0	19					
DEC 19	IND	L	1/0	0	0	0.0	0	0	0	0	0.0	0	0	3	36	12.0	13	0	0	0	0.0	0	0	0	36					
DEC 26	SF	W	1/0	0	0	0.0	0	0	0	0	0.0	0	0	1	27	27.0	27	0	0	0	0.0	0	0	0	81					
JAN 2	MIA	W	1/0	1	17	17.0	17	0	1	37	37.0	37	0	1	37	37.0	37	0	0	0	0.0	0	0	0	86					
TOTALS				16/0	3	44	14.7	25	0	1	37	37.0	37	0	14	355	25.4	95	1	0	0	0.0	0	0	0	436				
PLAYOFFS																														
JAN 8	DET	W	1/0	0	0	0.0	0	0	0	0	0.0	0	0	0	0.0	0	0	0	0	0	0.0	0	0	0	0	0				
JAN 15	@ TB	L	1/0	0	0	0.0	0	0	1	1	1.0	1	0	1	24	24.0	24	0	0	0	0.0	0	0	0	25					
TOTALS				2/0	0	0	0.0	0	0	1	1	1.0	1	0	1	24	24.0	24	0	0	0	0.0	0	0	0	25				
2000																														
DATE	OPP.	W/L	GP/GS	No.	Yds.	Avg.	LG	TD	No.	Yds.	Avg.	LG	TD	No.	Yds.	Avg.	LG	TD	No.	FC	Yds.	Avg.	LG	TD	Tot. Yds.					
SEP 3	ARZ	W	1/1	3	22	7.3	11	0	1	4	4.0	4	0	3	53	17.7	22	0	0	0	0.0	0	0	0	79					
SEP 10	DET	L	1/0	0	0	0.0	0	0	4	132	33.0	49	0	4	132	33.0	49	0	0	0	0.0	0	0	0	132					
SEP 18	DAL	L	1/0	3	21	7.0	11	0	0	0	0.0	0	0	5	111	22.2	29	0	0	0	0.0	0	0	0	132					
SEP 24	@ NYG	W	1/0	1	46	46.0	46	0	0	0	0.0	0	0	0	0.0	0	0	0	0	0	0.0	0	0	0	46					
OCT 1	PHI	W	1/0	1	4	4.0	4	0	0	0	0.0	0	0	2	64	32.0	32	0	0	0	0.0	0	0	0	68					
OCT 8	@ TB	W	1/0	5	45	9.0	16	0	2	41	20.5	34	0	3	43	14.3	17	0	0	0	0.0	0	0	0	129					
OCT 15	BAL	W	1/0	6	62	10.3	23	0	1	7	7.0	7	0	2	60	30.0	42	0	2	2	23	11.5	19	0	152					
OCT 22	JAX	W	1/1	2	16	8.0	13	0	2	13	6.5	9	0	0	0	0.0	0	0	2	0	32	16.0	25	0	61					
OCT 30	@ TEN	L	1/1	3	20	6.7	9	0	0	0	0.0	0	0	5	117	23.4	30	0	2	2	0	0.0	0	0	137					
NOV 5	ARZ	L	1/1	6	102	17.0	43	0	1	15	15.0	15	0	4	84	21.0	25	0	1	0	0	0.0	0	0	201					
NOV 20	STL	W	1/1	5	51	10.2	19	1	2	12	6.0	12	0	4	90	22.5	31	0	2	0	34	17.0	18	0	187					
NOV 26	PHI	L	1/0	5	121	24.2	50	1	0	0	0.0	0	0	6	117	19.5	25	0	1	1	1	0.5	1	0	239					
DEC 3	NYG	L	1/1	4	73	18.3	45	0	0	0	0.0	0	0	0	0.0	0	0	0	1	1	16	16.0	16	0	79					
DEC 10	DAL	L	1/1	5	62	12.4	20	0	0	0	0.0	0	0	3	65	21.7	24	0	0	0	0.0	0	0	0	127					
DEC 16	@ PIT	L	1/1	1	8	8.0	8	0	1	-10	-10.0	-10	0	3	54	18.0	27	0	0	0	0.0	0	0	0	52					
DEC 24	ARZ	W	1/0	0	0	0.0	0	0	0	0	0.0	0	0	1	10	10.0	10	0	0	0	0.0	0	0	0	10					
TOTALS				16/8	50	653	13.1	50	2	10	82	8.2	34	0	45	1000	22.2	49	0	10	6	106	10.6	25	0	1841				
2001																														
DATE	OPP.	W/L	GP/GS	No.	Yds.	Avg.	LG	TD	No.	Yds.	Avg.	LG	TD	No.	Yds.	Avg.	LG	TD	No.	FC	Yds.	Avg.	LG	TD	Tot. Yds.					
SEP 9	STL	L	1/1	1	11	11.0	11	0	0	0	0.0	0	0	1	27	27.0	27	0	0	0	0.0	0	0	0	38					
SEP 23	@ SEA	W	1/1	10	165	16.5	64	2	2	9	4.5	13	0	0	0.0	0	0	0	0	0	0.0	0	0	0	174					
SEP 30	DAL	W	1/1	2	25	12.5	21	0	0	0	0.0	0	0	0	0.0	0	0	0	0	0	0.0	0	0	0	25					
OCT 7	ARZ	L	1/1	3	42	14.0	32	0	0	0	0.0	0	0	1	34	34.0	34	0	0	0	0.0	0	0	0	76					
OCT 22	@ NYG	W	1/1	6	77	12.8	23	1	0	0	0.0	0	0	0	0.0	0	0	0	0	0	0.0	0	0	0	77					
OCT 28	OAK	L	1/1	2	9	4.5	5	0	0	0	0.0	0	0	0	0.0	0	0	0	0	0	0.0	0	0	0	9					
NOV 4	@ ARZ	W	1/1	4	80	20.0	54	2	2	24	12.0	24	0	0	0.0	0	0	0	0	0	0.0	0	0	0	104					
NOV 11	MIN	W	1/1	5	52	10.4	17	2	1	14	14.0	14	0	0	0.0	0	0	0	0	0	0.0	0	0	0	66					
NOV 18																														



23 TROY VINCENT

Position: Cornerback
Height, Weight: 6-1, 200
Born: 6/8/71 in Trenton, NJ
College: Wisconsin
High School: Pennsbury, Fallsington, PA
NFL Experience: 11th (7th as an Eagle)
Acquired by Eagles: TFA (Mia.) 1996
Originally joined NFL: D1a-92 by Miami (7th overall selection)



"I've always said that Troy Vincent is one of the best, if not the best, corner in the league." The words of Andy Reid are repeated throughout the NFL as Vincent is one of the most respected cornerbacks in the game. The 10-year veteran has focused firmly on a goal, a Super Bowl championship, and not very often does Vincent fail in reaching his goals, whether they are on the field or in the boardroom. Every week he takes a business-like approach onto the



field with his cornerback partner, Bobby Taylor. The pair make up one of the best cornerback tandems in the league. Teams have a tough time matching up with the three-time Pro Bowler, Vincent, and a big physical corner like Taylor. The 1st round draft choice of the Miami Dolphins (7th

selection overall) in 1992 he quickly became recognized as one of the NFL's best defenders. In the spring of '96, Vincent inked an offer sheet with the Eagles that the salary cap strapped Dolphins could not match. Three years later on 11/8/99, he inked a five-year contract that will keep him in Philadelphia through 2003.

TROY VINCENT WOMEN'S ATHLETICS

Founded Troy Vincent Women's Athletics, an organization with the goal of enhancing women's athletics at the high school level in the surrounding Philadelphia and Trenton, NJ, areas. The organization has teamed up with the City of Trenton Recreation Department in sponsoring a Girls High School Summer Basketball league.

"Due to the lack of funding for women's recreational programs, I saw the need to create programs that will benefit young women," said Vincent. "My experience, with my own daughter, was that once she was at about 8, 9 or 10-years old, it was difficult to find sports programs during the summer months for her to participate in. I found numerous for our young men."

BIRDSEED:

- Established the Troy Vincent Foundation to provide education and other services to young adults who have been involved with the legal system. Vincent's goal is to give these young adults the skills they will need to care for themselves and their families as well as a chance to better themselves and ensure they stay out of the legal system in the future
- Vincent actively participates in the leadership of several organizations such as: Christian Business Network; Philadelphia Business Leadership Series; Professional Business Network; Boys & Girls Club of Trenton; Christian Athletes United for Spiritual Empowerment (CAUSE); Police Athletic League (PAL) of Trenton. Additionally, he has worked extensively with the Eagles Youth Partnership, American Cancer Society, Leukemia Foundation, Breast Cancer Foundation and NFL Women in Distress
- Among numerous community awards, Vincent has been recognized by the New Jersey General Assembly with "Troy Vincent Day," and named a finalist for both the Philadelphia Eagles' and NFL Man of the Year Awards. He is currently a member of the executive committee of the NFL Players'



Association and recently agreed to become the Philadelphia spokesperson for "All Pro Dad"

- Said *Sports Illustrated's* Peter King, "Troy Vincent is a terrific all-round corner, one of the best signings in the history of free agency."



INVEST IN VINCENT

"Football is a very, very short-lived job," said Vincent. "It's not a career. It's a job. Very few are fortunate enough to play 10 years. I realized early on that the NFL is a platform to give me a head-start in the real world."

Vincent, who has set a personal goal of attaining a net worth of \$1 billion off the field, is a principle partner in Eltekon Holdings. He also owns all or part of several successful ventures, including: Troy Vincent Development & Construction LLC, offering residential and commercial building services; LoopOne, an Internet-based shipping company; and Essence Hair, Nail and Body Spa.

CAREER HIGHLIGHTS:

- In 2001, earned his third consecutive trip to the Pro Bowl, his second as a starter, while continuing to climb the Eagles all-time charts in INTs (77th-23) and interception yards (7th-312)
- Earned All-NFL honors from *Sports Illustrated* and was named to the 2001 All-Madden Team
- Was part of a secondary that allowed the lowest passing yards per game (179.0) in the NFC and the 2nd in the NFL in 2001. The unit also tied for the 2nd lowest passing TD total allowed in the league (13)
- Helped hold the Seahawks offense to just 21 yds. passing at Sea. (9/23/01), the lowest allowed by an Eagles defense in over 30 years
- Made an over-the-shoulder interception of a Brad Johnson pass in the endzone in the NFC Wild Card game vs. TB (1/12/02)
- Posted a career-high 1.5 sacks in 2001, all of which came at Dal. (11/18) against QB Ryan Leaf
- Returned to his 2nd consecutive Pro Bowl, his first as a starter, following the 2000 season in which he registered 92 tackles and 5 INTs
- Intercepted 2 passes for the 4th time in his career at NO (9/24/00). Also recovered a fumble by Ricky Williams which led to an Eagles TD
- In the NFC Wild Card game vs. TB (12/31/00), helped hold the Bucs WRs to just 3-30 receiving and had 5 pass knockdowns

Vincent is a principle partner in Eltekon Holdings LLC with teammate Bobby Taylor and former Eagle Cris Carter. The company creates, analyzes, researches, funds and brands selected investment opportunities. To read more about the company log on to www.eltekon.com

- Earned his first trip to the Pro Bowl following the 1999 season as he ranked 1st in the NFL with a career-high 7 INTs. Became the first Eagle to top the entire NFL in INTs since Bill Bradley did so in 1972. Was originally selected as the first alternate at cornerback in the Pro Bowl balloting behind StL's Todd Lyght (starter), Dal.'s Deion Sanders (starter), and Arz.'s Aeneas Williams. He ended up playing in the game for an injured Sanders and notched a game-high 9 tackles
- Notched a career-high 100 tackles '99
- Became the first Eagles cornerback ever to record a sack and an interception in the same game (vs. TB on 9/19/99 - QB Trent Dilfer was his victim for both)
- Notched two 4th qtr. INTs off of Drew Bledsoe vs. NE (12/19/99) in the Eagles 24-9 win
- Posted the first sack of his career vs. Dal.'s Troy Aikman on Monday Night Football, (11/2/98)
- A highly sought after free agent "transition" player, Vincent officially became an Eagle on 3/3/96
- In the final seconds of a 31-21, win at Dal. (11/3/96) Vincent etched his name into the NFL record books. With Dal. trailing by 3 and facing a 3rd-n goal situation at the Eagles' 3, MLB James Willis INT'd a Troy Aikman pass 4 yds. deep in the end zone and ret'd it 14 yds. Willis then lateralled the ball to Vincent who raced the final 90 yds. for a game-clinching score. As such, the combined efforts of Vincent and Willis resulted in the longest INT return for a TD in NFL history (topping the 103-yd. effort by San Diego's Vencie Glenn vs. Den. on 11/29/87)
- Had three INTs off Jets' QBs as he pilfered a Bubby Brister pass at NYJ (10/22/95) and had two thefts off Boomer Esiason on 9/3, including one that he returned 69 yds. for a TD
- Registered an INT and his first career TD vs. KC (12/12/94). His score came following an INT by teammate Gene Atkins, who returned the ball 18 yards before laterally to Vincent, who then raced the final 58 yards



- Earned NFL all-rookie honors from *Football News*, *Pro Football Weekly*, and *College and Pro Football Newsweekly* in 1992
- Garnered AFC defensive player of the week honors following a 5-tackle, 2-INT performance vs. SD (1/10/93) in AFC Divisional playoff. Both of his INTs in that game (off Stan Humphries) led to TDs in the Dolphins win. He became the first rookie in Dolphins history to intercept a pass in a playoff game

PERSONAL:

- Troy and his wife, Tommi, reside in Yardley, PA, with their daughter Desire (14), and two sons, Troy Jr. (9/28/97), and Taron (2/5/00)
- Was born and raised in Trenton, NJ, but graduated from Pennsbury HS in the Fallsington Twp. area of suburban Philadelphia. In the process, he moved in with the family of his best friend, James Bodley – years later, Bodley's parents, Linda and Jim, would become Vincent's agents
- Earned letters in football, basketball, and track at Pennsbury HS
- Spoke at the 2002 Eagles Youth Partnership Top Achiever Awards ceremony recognizing local high school football players for academic excellence
- In 2000, was honored by the New Jersey State Senate and the Delaware Valley Chapter of the National Football Foundation/College Hall of Fame for "his extraordinary talents on the football field and for his generous gifts of time, energy, and resources to the community and its youth."
- Was selected in 2000 and 2001 as one of *The Sporting News'* 100 "Good Guys in Sports" for his civic responsibility and character
- Was the Dolphins winner of the 1994 Ed Block Courage Award, an honor given annually to one player on each NFL team for his courage, strength, and leadership
- After helping to found LoopOne.com, formerly AnythingOverNight.com, he sold the company for a significant return on his investment in 2001
- Hobbies include motorcycle riding and basketball
- Always has his left ankle taped before the right one prior to practice and games
- List of favorites: Al Pacino and Denzel Washington (actor), Sharon Stone (actress), Scarface and

- Gladiator (movie), lasagna (food), Wisconsin Badgers and Philadelphia 76ers (non-football team), A Raisin in the Sun (book), and Oz (TV show)
- Placed 3rd in the 1993 NFL's Fastest Man Competition
- Is a member of the Calvary Christian Center in Trenton
- For more on Vincent's off-the-field achievements, log on to his personal web site:
www.troyvincent.com
- Majored in urban and regional planning
- Full name: Troy Darnell Vincent

COLLEGE:

A four-year letterman and three-year starter at Wisconsin, Vincent was one of the most honored defensive backs as a senior, when he garnered first team All-America honors from *College and Pro Football Newsweekly*, *The Football News* and *The Sporting News*, while also earning co-defensive player of the year accolades from the Big Ten. Was also a finalist for the Jim Thorpe Award, given to the nation's top defensive back. A dangerous return man for the Badgers as well, he averaged 11.4 yards and scored 3 TDs on punt returns and had a 22.0-yard kickoff return average during his collegiate career.

INJURY HISTORY:

Left the NFC Divisional Playoff at Chi. (1/19/02) late in the first half and did not return. Reaggravated the groin injury at STL in the NFC Championship (1/27/02) game late in the first half with a injury, which caused him to leave the game. Departed at Chi. (10/17/99) with a groin injury and was deactivated the following two games. Suffered a quad injury in the 1998 pre-season that he reaggravated in the season opener vs. Sea. (9/6) and was sidelined for the next two contests, breaking a streak of 60 consecutive starts. Also missed the game at Was. (11/15/98) due to a concussion suffered a week earlier vs. Det., when he collided with SS Michael Zordich. Was inactive for games 2-4 of 1994 because of a sore knee. Tore ligaments and cartilage in his right knee on a reverse of a punt return vs. Pit. (12/13/93) and underwent reconstructive surgery on 12/23. Missed the final three games on '93. Opened the 1992 season on the inactive list (hamstring).



M E D I A G U I D E

TROY VINCENT'S CAREER STATISTICS

YEAR	TEAM	GP/GS	TACKLES			QUARTERBACK		PASSES DEFENDED				FF	FR	STT
			SOLO	AST	TOT	SACKS	HUR	INT	Yds	LG	KD			
1992	MIA.	15/14	56	21	77	0.0	0	2	47	32	13	1	0	1
1993	MIA.	13/13	58	10	68	0.0	0	2	29	23	11	0	1	0
1994	MIA.	13/12	47	15	62	0.0	0	5	113	58T	20	0	0	0
1995	MIA.	16/16	52	15	67	0.0	0	5	95	69T	12	0	0	0
1996	PHIL.	16/16	45	7	52	0.0	0	3	144	90T	17	3	0	0
1997	PHIL.	16/16	50	15	65	0.0	0	3	14	14	24	1	1	0
1998	PHIL.	13/13	47	12	59	1.0	0	2	29	29	13	0	0	0
1999	PHIL.	14/14	75	25	100	1.0	1	7	91	35	15	4	0	0
2000	PHIL.	16/16	63	29	92	1.0	0	5	34	17	18	2	2	1
2001	PHIL.	15/15	50	29	79	1.5	1	3	0	0	22	2	0	0
TOTALS		147/145	543	178	721	4.5	2	37	596	90T	164	13	4	2
PLAYOFFS														
1992	MIA.	2/2	10	1	11	0.0	0	2	2	2	5	0	0	0
1994	MIA.	2/2	8	5	13	0.0	0	0	0	0	2	0	0	1
1995	MIA.	1/1	3	0	3	0.0	0	1	0	0	2	0	0	0
1996	PHIL.	1/1	3	0	3	0.0	0	0	0	0	1	0	0	0
2000	PHIL.	2/2	7	3	10	0.0	0	0	0	0	6	0	0	0
2001	PHIL.	3/3	7	4	11	0.0	0	1	0	0	1	0	0	0
TOTALS		11/11	38	13	51	0.0	0	4	2	2	17	0	0	1

ADDITIONAL CAREER STATS:

TOUCHDOWNS: (3) at Dal. 11/3/96 (90-yd. INT return lateralled from James Willis - QB Troy Aikman), vs. NYJ 9/13/95 (69-yd. INT return - QB Boomer Esiason), vs. KC 12/12/94 (58-yd. INT return lateralled from Gene Atkins - QB Steve Bono)

PUNT RETURNS: 1992 (5-16-3, 2-6LG-oTD), 1993 (0-6-6LG-oTD), 1996 [0-(-2)], 1997 [1-(-8)], Total (6-6-6LG-oTD)

KICKOFF RETURNS: 1993 (0-2)

CAREER HIGHS: TACKLES - Total 15 vs. Arz. 9/12/99, **Solo** 12 vs. Arz. 9/12/99; **INTS** 2 (4 times) at NO 9/24/00, vs. NE 12/19/99, vs. NYJ 9/3/95, vs. SD 1/10/93 (playoffs), **Longest Ret.** 90-yd. TD after taking lateral from James Willis at Dal. 11/3/96; **SACKS** - 1.5 at Dal. (11/18/01)

MILESTONES: First start: at Sea. 9/27/92, **First INT:** at Ind. 11/8/92 (QB - Jeff George), **First sack:** vs. Dal. 11/2/98 (QB - Troy Aikman).



M E D I A G U I D E

VINCENT GAME-BY-GAME

1992 MIAMI DOLPHINS														
DATE	OPP.	W/L	P/S	S	A	T	Sac	Hur	Int	Yds	Lg	FF	FR	
SEP 14	Ⓢ CLE	W	0/0				INACTIVE/HAMSTRING							
SEP 20	Ⓢ RAMS	W	1/0	NA	NA	4	0.0	0	0	0	0	0	0	
SEP 27	Ⓢ SEA	W	1/1	NA	NA	5	0.0	0	0	0	2	1	0	
OCT 4	Ⓢ BUF	W	1/1	NA	NA	10	0.0	0	0	0	3	0	0	
OCT 11	Ⓢ ATL	W	1/1	NA	NA	3	0.0	0	0	0	0	0	0	
OCT 18	Ⓢ NE	W	1/1	NA	NA	6	0.0	0	0	0	0	0	0	
OCT 25	Ⓢ IND	L	1/1	NA	NA	3	0.0	0	0	0	0	0	0	
NOV 1	Ⓢ NYJ	L	1/1	NA	NA	3	0.0	0	0	0	0	0	0	
NOV 8	Ⓢ IND	W	1/1	NA	NA	6	0.0	1	32	32	NA	0	0	
NOV 16	Ⓢ BUF	L	1/1	NA	NA	6	0.0	0	0	0	0	0	0	
NOV 22	Ⓢ HOU	W	1/1	NA	NA	9	0.0	0	1	15	15	NA	0	
NOV 29	Ⓢ NO	L	1/1	NA	NA	3	0.0	0	0	0	0	0	0	
DEC 6	Ⓢ SF	L	1/1	NA	NA	6	0.0	0	0	0	0	0	0	
DEC 14	Ⓢ RAI	W	1/1	NA	NA	4	0.0	0	0	0	0	0	0	
DEC 20	Ⓢ NYJ	W	1/1	NA	NA	5	0.0	0	0	0	0	0	0	
DEC 27	Ⓢ NE	W	1/1	NA	NA	4	0.0	0	0	0	0	0	0	
TOTALS				15/14	56	21	77	0.0	2	47	32	13	1	0
PLAYOFFS														
JAN 10	Ⓢ SD	W	1/1	NA	NA	5	0.0	2	2	2	NA	0	0	
JAN 17	Ⓢ BUF	L	1/1	NA	NA	6	0.0	0	0	0	0	0	0	
TOTALS				2/2	10	1	11	0.0	2	2	2	5	0	0

1993													
DATE	OPP.	W/L	P/S	S	A	T	Sac	Hur	Int	Yds	Lg	FF	FR
SEP 5	Ⓢ IND	W	1/1	NA	NA	2	0.0	0	1	23	23	NA	0
SEP 12	Ⓢ NYJ	L	1/1	NA	NA	6	0.0	0	0	0	1	0	0
SEP 19	Ⓢ BUF	W	1/1	NA	NA	5	0.0	0	0	0	0	0	0
OCT 4	Ⓢ WAS	W	1/1	NA	NA	8	0.0	1	6	6	2	0	0
OCT 10	Ⓢ CLE	W	1/1	NA	NA	2	0.0	0	0	0	0	0	0
OCT 24	Ⓢ IND	W	1/1	NA	NA	6	0.0	0	0	0	0	0	0
OCT 31	Ⓢ KC	W	1/1	NA	NA	4	0.0	0	0	0	0	0	0
NOV 7	Ⓢ NYJ	L	1/1	NA	NA	8	0.0	0	0	0	0	0	0
NOV 14	Ⓢ PHI	W	1/1	NA	NA	6	0.0	0	0	0	0	0	1
NOV 21	Ⓢ NE	W	1/1	NA	NA	4	0.0	0	0	0	0	0	0
NOV 25	Ⓢ DAL	W	1/1	NA	NA	9	0.0	0	0	0	2	0	0
DEC 5	Ⓢ NYG	L	1/1	NA	NA	9	0.0	0	0	0	2	0	0
DEC 13	Ⓢ PIT	L	1/1	NA	NA	1	0.0	0	0	0	0	0	0

PLACED ON THE INJURED RESERVE LIST AFTER KNEE SURGERY ON 12/23

TOTALS 13/13 58 10 68 0.0 0 2 29 23 11 0 1

1994														
DATE	OPP.	W/L	P/S	S	A	T	Sac	Hur	Int	Yds	Lg	FF	FR	
SEP 4	Ⓢ NE	W	1/1	NA	NA	4	0.0	0	1	12	12	NA	0	
SEP 11	Ⓢ GB	W	0/0				INACTIVE/KNEE							
SEP 18	Ⓢ NYJ	W	0/0				INACTIVE/KNEE							
SEP 25	Ⓢ MIN	L	0/0				INACTIVE/KNEE							
OCT 2	Ⓢ CIN	W	1/0	NA	NA	1	0.0	0	0	0	0	NA	0	
OCT 9	Ⓢ BUF	L	1/1	NA	NA	9	0.0	0	0	0	1	0	0	
OCT 16	Ⓢ RAI	W	1/1	NA	NA	5	0.0	0	0	0	5	0	0	
OCT 30	Ⓢ NE	W	1/1	NA	NA	4	0.0	1	0	2	0	0	0	
NOV 6	Ⓢ IND	W	1/1	NA	NA	2	0.0	0	0	0	0	NA	0	
NOV 13	Ⓢ CHI	L	1/1	NA	NA	7	0.0	0	0	0	0	NA	0	
NOV 20	Ⓢ PIT	L	1/1	NA	NA	3	0.0	0	0	0	0	NA	0	
NOV 27	Ⓢ NYJ	W	1/1	NA	NA	5	0.0	1	22	22	NA	0	0	
DEC 4	Ⓢ BUF	L	1/1	NA	NA	3	0.0	1	0	0	0	NA	0	
DEC 12	Ⓢ KC	W	1/1	NA	NA	7	0.0	1	79	58†	2	0	0	
DEC 18	Ⓢ IND	L	1/1	NA	NA	5	0.0	0	0	0	0	0	0	
DEC 25	Ⓢ DET	W	1/1	NA	NA	7	0.0	0	0	0	4	0	0	
TOTALS				13/12	47	15	62	0.0	5	113	58†	20	0	0
PLAYOFFS														
DEC 31	Ⓢ KC	W	1/1	0	0	5	0.0	0	0	0	0	1	0	
JAN 8	Ⓢ SD	L	1/1	0	0	8	0.0	0	0	0	0	1	0	
TOTALS				2/2	8	5	13	0.0	0	0	0	2	0	0

1995													
DATE	OPP.	W/L	P/S	S	A	T	Sac	Hur	Int	Yds	Lg	FF	FR
SEP 3	Ⓢ NYJ	W	1/1	0	0	0	0.0	2	69	69†	NA	0	0
SEP 10	Ⓢ NE	W	1/1	NA	NA	5	0.0	0	0	0	0	NA	0
SEP 18	Ⓢ PIT	W	1/1	NA	NA	5	0.0	1	4	4	NA	0	0
OCT 1	Ⓢ CIN	W	1/1	NA	NA	7	0.0	0	0	0	0	NA	0
OCT 8	Ⓢ IND	L	1/1	NA	NA	5	0.0	0	0	0	0	NA	0
OCT 15	Ⓢ NO	L	1/1	NA	NA	1	0.0	0	0	0	0	NA	0
OCT 22	Ⓢ NYJ	L	1/1	NA	NA	5	0.0	1	5	5	NA	0	0

OCT 29	Ⓢ BUF	W	1/1	NA	NA	4	0.0	0	0	0	0	NA	0	
NOV 5	Ⓢ SD	W	1/1	NA	NA	5	0.0	0	0	0	0	0	0	
NOV 12	Ⓢ NE	L	1/1	NA	NA	5	0.0	0	0	0	0	0	0	
NOV 20	Ⓢ SF	L	1/1	NA	NA	3	0.0	0	0	0	0	0	0	
NOV 26	Ⓢ IND	L	1/1	NA	NA	2	0.0	0	0	0	0	0	0	
DEC 3	Ⓢ ATL	W	1/1	NA	NA	1	0.0	0	0	0	0	0	0	
DEC 11	Ⓢ KC	W	1/1	NA	NA	5	0.0	0	1	17	17	NA	0	
DEC 17	Ⓢ BUF	L	1/1	NA	NA	5	0.0	0	0	0	0	0	0	
DEC 24	Ⓢ STL	W	1/1	NA	NA	9	0.0	0	0	0	0	0	0	
TOTALS				16/16	52	15	67	0.0	5	95	69†	12	0	0
PLAYOFFS														
DEC 30	Ⓢ BUF	L	1/1	3	0	3	0.0	0	1	0	0	2	0	

1996 PHILADELPHIA EAGLES														
DATE	OPP.	W/L	P/S	S	A	T	Sac	Hur	Int	Yds	Lg	FF	FR	
SEP 1	Ⓢ WAS	W	1/1	1	0	1	0.0	0	0	0	0	0	0	
SEP 9	Ⓢ GB	L	1/1	2	1	3	0.0	0	0	0	0	0	0	
SEP 15	Ⓢ DET	W	1/1	6	0	6	0.0	0	0	0	0	3	0	
SEP 22	Ⓢ ATL	W	1/1	5	1	6	0.0	0	1	31	31	3	0	
SEP 30	Ⓢ DAL	L	1/1	3	0	3	0.0	0	0	0	0	0	0	
OCT 13	Ⓢ NYG	W	1/1	0	0	0	0.0	0	0	0	0	1	0	
OCT 20	Ⓢ MIA	W	1/1	3	0	3	0.0	0	0	0	0	2	0	
OCT 27	Ⓢ CAR	W	1/1	4	1	5	0.0	0	0	0	0	0	2	
NOV 3	Ⓢ DAL	W	1/1	6	0	6	0.0	0	0	90	90†	0	0	
NOV 10	Ⓢ BUF	L	1/1	1	0	1	0.0	0	0	0	0	1	0	
NOV 17	Ⓢ WAS	L	1/1	2	0	2	0.0	0	1	0	0	2	0	
NOV 24	Ⓢ ARZ	L	1/1	2	2	4	0.0	0	0	0	0	0	0	
DEC 1	Ⓢ NYG	W	1/1	1	0	1	0.0	0	1	23	23	2	1	
DEC 5	Ⓢ IND	L	1/1	3	0	3	0.0	0	0	0	0	0	0	
DEC 14	Ⓢ NYJ	W	1/1	3	2	5	0.0	0	0	0	0	0	0	
DEC 22	Ⓢ ARZ	W	1/1	3	0	3	0.0	0	0	0	0	2	0	
TOTALS				16/16	45	7	52	0.0	3	144	90†	17	3	0
PLAYOFFS														
DEC 29	Ⓢ SF	L	1/1	3	0	3	0.0	0	0	0	0	1	0	

1997													
DATE	OPP.	W/L	P/S	S	A	T	Sac	Hur	Int	Yds	Lg	FF	FR
AUG 31	Ⓢ NYG	L	1/1	4	0	4	0.0	0	0	0	0	0	0
SEP 7	Ⓢ GB	W	1/1	4	3	7	0.0	0	0	0	0	3	0
SEP 15	Ⓢ DAL	L	1/1	2	0	2	0.0	0	0	0	0	3	0
SEP 28	Ⓢ MIN	L	1/1	6	0	6	0.0	0	1	0	0	3	0
OCT 5	Ⓢ WAS	W	1/1	0	1	1	0.0	0	0	0	0	1	0
OCT 12	Ⓢ JAX	L	1/1	2	1	3	0.0	0	0	0	0	0	1
OCT 19	Ⓢ ARZ	W	1/1	2	1	3	0.0	0	0	0	0	1	0
OCT 26	Ⓢ DAL	W	1/1	3	3	6	0.0						


VINCENT GAME-BY-GAME

1999	DATE	OPP.	W/L	P/S	S	A	T	Sac	Hur	Int	Yds	Lg	KD	FF	FR	
Sep 12	@	Arz	L	1/1	12	3	15	0.0	0	0	0	0	1	1	0	
Sep 19		BuF	L	1/1	4	0	4	1.0	0	1	26	26	0	0	0	
Sep 26	@	Buf	L	1/1	3	1	4	0.0	0	0	0	0	0	0	0	
Oct 3	@	NYG	L	1/1	7	5	12	0.0	1	1	1	1	0	0	0	
Oct 10		DAL	W	1/1	5	4	9	0.0	0	1	0	0	1	1	0	
Oct 17		Chi	W	1/1	4	2	6	0.0	0	1	35	35	2	0	0	
Oct 24	@	Mia	L	0/0	INACTIVE/GROIN											
Oct 31		NYG	L	0/0	INACTIVE/GROIN											
Nov 7	@	Car	L	1/1	4	0	4	0.0	0	0	0	0	0	0	0	
Nov 14		Was	W	1/1	4	0	4	0.0	1	1	29	29	2	1	0	
Nov 21		Ind	L	1/1	7	4	11	0.0	0	0	0	0	0	0	0	
Nov 28	@	Was	L	1/1	3	1	4	0.0	0	0	0	0	0	1	0	
Dec 5	@	Arz	L	1/1	7	1	8	0.0	0	0	0	0	2	0	0	
Dec 12		DAL	L	1/1	4	2	6	0.0	0	0	0	0	2	0	0	
Dec 19		NE	W	1/1	4	0	4	0.0	0	2	0	0	3	0	0	
JAN 2		StL	W	1/1	7	2	9	0.0	0	0	0	0	1	0	0	
TOTALS					14/14	75	25	100	1.0	1	7	91	35	15	4	0

2000	DATE	OPP.	W/L	P/S	S	A	T	Sac	Hur	Int	Yds	Lg	KD	FF	FR
Sep 3	@	DAL	W	1/1	1	1	2	0.0	0	0	0	0	2	0	0
Sep 10		NYG	L	1/1	2	1	3	0.0	0	0	0	0	0	0	0
Sep 17		GB	L	1/1	3	3	6	0.0	0	1	0	0	1	0	0
Sep 24	@	NO	W	1/1	5	1	6	0.0	0	2	17	17	2	1	1
Oct 1		Arl	W	1/1	4	2	6	0.0	0	0	0	0	1	0	0
Oct 8		Was	L	1/1	9	2	11	0.0	0	0	0	0	2	0	0
Oct 15	@	Arz	W	1/1	3	3	6	0.0	0	1	17	17	1	0	0
Oct 22		Chi	W	1/1	3	4	7	0.0	0	0	0	0	1	0	0
Oct 29	@	NYG	L	1/1	6	3	9	1.0	0	0	0	0	1	0	0
Nov 5		DAL	W	1/1	1	1	2	0.0	0	0	0	0	0	0	0
Nov 12	@	Pit	W	1/1	3	2	5	0.0	0	0	0	0	2	0	0
Nov 19		Arz	W	1/1	2	2	4	0.0	0	0	0	0	1	0	0

Nov 26	@	Was	W	1/1	7	1	8	0.0	0	0	0	0	0	0	0	
Dec 3		Ten	L	1/1	7	2	9	0.0	0	0	0	0	1	0	0	
Dec 10	@	Cle	W	1/1	3	0	3	0.0	0	1	0	0	0	1	0	
Dec 24	@	Cin	W	1/1	4	1	5	0.0	0	0	0	0	2	1	0	
TOTALS					16/16	63	29	92	1.0	0	5	34	17	18	2	2

2001	DATE	OPP.	W/L	P/S	S	A	T	Sac	Hur	Int	Yds	Lg	KD	FF	FR	
Sep 9		StL	L	1/1	3	3	6	0.0	0	1	0	0	1	0	0	
Sep 23	@	SEA	W	1/1	2	1	3	0.0	0	0	0	0	1	0	0	
Sep 30		DAL	W	1/1	1	3	4	0.0	0	0	0	0	0	0	0	
Oct 7		Arz	L	1/1	7	2	9	0.0	0	0	0	0	1	1	0	
Oct 22	@	NYG	W	1/1	3	2	5	0.0	0	0	0	0	1	0	0	
Oct 28		Oak	L	1/1	4	3	7	0.0	0	0	0	0	1	0	0	
Nov 4	@	Arz	W	1/1	3	0	3	0.0	0	0	0	0	0	3	0	
Nov 11		Min	W	1/1	2	3	5	0.0	1	1	0	0	3	1	0	
Nov 18	@	DAL	W	1/1	4	0	4	1.5	0	0	0	0	1	0	0	
Nov 25		Was	L	1/1	1	4	5	0.0	0	0	0	0	1	0	0	
Nov 29	@	KC	L	1/1	3	0	3	0.0	0	0	0	0	1	0	0	
Dec 9		SD	W	1/1	4	2	6	0.0	0	1	0	0	2	0	0	
Dec 16	@	Was	W	1/1	4	2	6	0.0	0	0	0	0	2	0	0	
Dec 22	@	SF	L	1/1	5	0	5	0.0	0	0	0	0	2	0	0	
Dec 30	@	NYG	W	1/1	4	4	8	0.0	0	0	0	0	2	0	0	
JAN 6	@	TB	W	0/0	INACTIVE											
TOTALS					15/15	50	29	79	1.5	1	3	0	0	22	2	0



One of the team's most promising young talents, Darwin Walker is known as one of the strongest players on the team. That strength, plus a season of solid reserve duty at defensive tackle, gives Walker a chance for an increased role along the defensive line in 2002. Walker began his career as a 3rd round selection of Arizona in 2000 until he was released

Position: Defensive Tackle
Height, Weight: 6-3, 294
Born: 6/15/77 in Walterboro, SC
College: Tennessee
High School: Walterboro, Walterboro, SC
NFL Experience: 3rd (3rd as an Eagle)
Acquired by Eagles: Waivers (Arz) 2000
Originally joined NFL: D3-00 by Arizona (71st selection overall)

after the first game of the season. The Eagles then claimed him off waivers on 9/12/00.

BIRDSEED:

- Growing up in a family-owned construction company in South Carolina, Walker went on to earn his degree in civil engineering from Tennessee and later passed the stringent Fundamentals of Engineering examination. He is also well on his way to owning and operating a civil engineering firm that will be based in Knoxville. During his summers as a student at Tennessee, Walker interned with an engineering firm in Knoxville and designed a sanitary sewer system for a 1,000-unit apartment complex



CAREER HIGHLIGHTS:

- Collected 8 tackles and 7 QB hurries in 10 games in 2001
- Claimed off waivers by the Eagles on 9/12/00 and was inactive for 13 games and both postseason contests of the 2000 season. Dressed but did not play vs. Was. (10/8/00)

PERSONAL:

- Single and resides in Sicklerville, NJ
- List of favorites: Los Angeles Lakers (non-football team), Denzel Washington (actor), Fruity Pebbles (cereal), math (subject in school) and Gladiator (movie)
- Parents, James and Vera, are both licensed contractors and own the Walker Construction Company in Walterboro
- Younger sister, Morgan, graduated magna cum laude from South Carolina with a degree in pre-med and exercise science. She plans to attend medical school at South Carolina in the fall of 2002
- His older brother, James, was an All-ACC free safety at North Carolina State
- Though injuries limited Walker's senior season at Walterboro HS, was still named as an All-American playing both linebacker and fullback
- Studied latin in high school

- Was a three-time South Carolina prep shot put and discus titleist
- Full name: Darwin Jamar Walker

WALKER GAME-BY-GAME

2000 PHILADELPHIA EAGLES
 WAS CLAIMED OFF WAIVERS BY THE EAGLES ON 9/12 FROM ARZ. AND WAS INACTIVE FOR 13 REGULAR SEASON GAMES AND BOTH POSTSEASON CONTESTS

2001	DATE	OPP.	W/L	P/S	S	A	T	Sac	Hur	Int	Yds	Lg	KD	FF	FR
SEP 9	@	SrL	L	1/0	0	0	0	0.0	0	0	0	0	0	0	0
SEP 23	@	SEA	W	1/0	1	0	1	0.0	0	0	0	0	0	0	0
SEP 30	@	DAL	W	1/0	2	0	2	0.0	2	0	0	0	0	0	0
OCT 7	@	ARZ	L	1/0	0	0	0	0.0	0	0	0	0	0	0	0
OCT 22	@	NYG	W	0/0						INACTIVE					
OCT 28	@	OAK	L	0/0						INACTIVE					
NOV 4	@	ARZ	W	0/0						INACTIVE					
NOV 11	@	MIN	W	0/0						INACTIVE					
NOV 18	@	DAL	W	1/0	0	0	0	0.0	0	0	0	0	0	0	0
NOV 25	@	WAS	L	1/0	0	0	0	0.0	0	0	0	0	0	0	0
NOV 29	@	KC	W	1/0	0	0	0	0.0	0	0	0	0	0	0	0
DEC 9	@	SD	W	0/0						INACTIVE					
DEC 16	@	WAS	W	1/0	0	0	0	0.0	0	0	0	0	0	0	0
DEC 22	@	SF	L	1/0	0	0	0	0.0	0	0	0	0	0	0	0
DEC 30	@	NYG	W	0/0						INACTIVE					
JAN 6	@	TB	W	1/0	2	3	5	1.0	5	0	0	0	0	0	0
TOTALS				10/0	5	3	8	1.0	7	0	0	0	0	0	0
PLAYOFFS															
JAN 12	@	TB	W	1/0	1	0	1	0.0	0	0	0	0	0	0	0
JAN 19	@	CHI	W	1/0	0	0	0	0.0	0	0	0	0	0	0	0
JAN 27	@	SrL	L	1/0	1	0	1	0.0	0	0	0	0	0	0	0
TOTALS				3/0	2	0	2	0.0	0	0	0	0	0	0	0

COLLEGE:

Finished his three-year career (1997-99) at Tennessee as a two-time All-SEC selection while amassing career totals of 122 tackles (84 solo), 14 sacks, 4 fumble recoveries and 2 forced fumbles in 35 games (24 starts). Was a third team All-America selection following his senior year, posting 46 tackles, 7 sacks, 8 tackles for a loss and a forced fumble. Holds school record with 522-pound bench press. Recipient of the Bill Majors Award given for dedication to football during his junior season in the Volunteer's run to the National Championship. Began his college career at North Carolina State in 1995, appearing in nine games, before transferring to Tennessee after the season. Was also an All-America selection in track in 1998 for his performance in the shot put and discus events.

DARWIN WALKER'S CAREER STATISTICS

YEAR	TEAM	GP/GS	TACKLES			QUARTERBACK			KD	FF	FR
			SOLO	AST	TOT	SACKS	HUR				
(2000) ARZ.		1/0	0	0	0	0.0	0	0	0	0	
(2000) PHIL.		0/0	0	0	0	0.0	0	0	0	0	
2000	TOTAL	1/0	0	0	0	0.0	0	0	0	0	
2001	PHIL.	10/0	5	3	8	1.0	7	0	0	0	
TOTALS		11/0	5	3	8	1.0	7	0	0	0	

PLAYOFFS

2000	PHIL.	0/0	0	0	0	0.0	0	0	0	0
2001	PHIL.	3/0	2	0	2	0.0	0	0	0	0


ADDITIONAL CAREER STATISTICS

SPECIAL TEAMS TACKLES: 2001 (1)
KICKOFF RETURNS: 2001 (1-9, vs. TB 1/12/02)

CAREER HIGHS: TACKLES - Total 5 at TB 1/6/02, Solo 2 (twice) last at TB 1/6/02; SACKS 1 at TB 1/6/02

MILESTONES: First game: at NYG 9/3/00, **First sack:** at TB 1/6/02 (QB Shaun King).





Position: Guard/Tackle
Height, Weight: 6-5, 318
Born: 3/30/76 in Torrance, CA
College: California
High School: Peninsula, Rolling Hills, CA
NFL Experience: 4th (4th as an Eagle)
Acquired by Eagles: D4a-99 (97th selection overall)
Originally joined NFL: Same as above

A tough and intense player, Welbourn continues to make a name for himself since being the club's 4th round pick in 1999. The California native out-muscles and out-thinks opposing defensive linemen while utilizing his nasty on-field disposition. As Welbourn matures and improves his game, he continues to impress head coach Andy Reid, "He's an intense football player," said Reid. "He's mastering that guard position. At the same time he's not afraid to get himself downfield. If people are standing around he's going to let them know he's there." Welbourn will continue to master the guard position in an Eagles uniform for a long time to come, after signing an eight-year contract extension on 8/10/01, that will keep him in town through 2008.

BIRDSEED:

- An avid motorcycle rider, has actually built two motorcycles from scratch (an 8 month process), including a custom chopper, his current bike

- Earned a degree in rhetoric at Cal and wants to eventually attend law school. "Because of the word rhetoric, people think of bull (bleep) or that it's all about talking ... The major was more of an English Philosophy major that was geared toward argument. It was a pre-law major more than anything. You had to read about 40 books a semester. It was a ton of reading and writing and that's what I enjoyed about it."

CAREER HIGHLIGHTS:

- Played a major role in holding DT Warren Sapp without a sack in the last two postseason games
- Started all but one game (vs. Dal. 9/30/01, ankle) at LG in 2001 as he paved the way for an impressive playoff run
- Helped RB Correll Buckhalter rush into the Eagles record books as he ran for 134 yards to break the single game rookie rushing record vs. Arz. (10/7/01). Buckhalter also posted 586 yards on just 129 carries in 2001, to break the single-season rookie rushing record set by Keith Byars in 1986
- Recovered from a season-ending knee injury in 1999 to earn the starting LG spot for all 16 games in 2000. Was a member of an offensive line that started all 16 regular season games (and both playoff contests) in the same combination. As such, the Eagles were just one of four clubs to have the unit stay intact throughout the season and, since the NFL went to a 16 game schedule in 1978, became the first Philadelphia team to accomplish that feat

PAC MAN

In 2001, Welbourn formed a Political Action Committee (PAC) to help get friend and agent Ed Cunningham elected to the U.S. Senate (Texas) while trying to organize his teammates to support other causes and candidates in the future. It is believed the PAC is the first ever formed around a professional sports team.

"You hear about Hollywood celebrities supporting different causes or candidates all the time," said Welbourn. "People don't look at NFL players as political. We don't have a political voice. We could have a lot of political power."

He was introduced to politics at a young age as his father, Robert, was a mayor of Palos Verdes, CA, and twice ran for Congress. He also worked as a lobbyist and John grew up meeting people such as Ronald Reagan and Pete Wilson at fundraising events, some at the family home.



- At Dal. (9/3/00), helped the Eagles to their first 300-yard rushing game since 11/4/90 (304 vs. NE) and RB Duce Staley to only the second 200-yard-plus output in team history (Steve Van Buren rushed for 205 yds. vs. Pit. on 11/27/49)
- As a rookie in 1999, battled training camp injuries to earn the starting role at RT on opening day vs. Arz. (9/12/99), but suffered a season-ending knee injury and was later placed on the Injured Reserve List

PERSONAL:

- Single, resides in Clearwater, FL, in the offseason
- After graduating from Cal in May, 1998, with a degree in rhetoric, enrolled in the university's graduate school of education during his final season with the Golden Bears
- Is a frequent visitor to local children's hospitals during the season
- Has an American staffshire terrier named Bear (named for the Cal Golden Bears)
- Attended Peninsula HS in Rolling Hills, CA, where he was a high school rival of former college teammate and current Eagles DE Brandon Whiting
- An avid reader, his most recent selections include: "Vampire Tapestries," "American Psycho," "Passion," and "10,000 Soldiers"
- List of favorites: Mickey Rourke (actor), James King (actress), Cream of Wheat (cereal), "Fear and Loathing in Las Vegas" (book), Rhetoric of 20th

Century Poetry (subject in school), and "A ship in harbor is safe, but what were ships made for?" (quote)

COLLEGE:

A 1st team All-Pac 10 Conference selection as a senior left tackle at Cal, Welbourn allowed just two quarterback sacks in his three seasons as a starter for the Golden Bears. Actually cracked the lineup at right guard in 1996, opening eight games at that spot when Cal averaged 457.6 yards per outing, under the direction of head coach Steve Marriucci. Moved over to left tackle as a junior and earned honorable mention All-Pac 10 accolades after going the whole season without allowing a sack. Subsequently saw that acclaim rise to 1st team honors one year later when he helped Cal average 213.1 passing yards per game.

INJURY HISTORY:

Left game early vs. STL (9/9/01) with an ankle injury but returned later in the game. Re-injured ankle at Sea. (9/23). Was inactive vs. Dal (9/30). In the regular season opener vs. Arz. (9/12/99) suffered a ruptured patella tendon in his left knee in the first half. Underwent surgery later that night and was placed on the Injured Reserve list on 9/13.

WELBOURN'S CAREER GAMES PLAYED/STARTED:

(Eagles 1999-2001); 1999 (1/1), 2000 (16/16), 2001 (15/15); **TOTALS:** (32/32).

PLAYOFF GAMES PLAYED/STARTED: 2000 (2/2), 2001 (3/3); **TOTALS** (5/5).

BRANDON WHITING'S CAREER STATISTICS

YEAR	TEAM	GP/GS	TACKLES			QUARTERBACK			KD	FF	FR
			SOLO	AST	TOT	SACKS	HUR				
1998	PHIL.	16/5	16	16	32	1.5	4	2	0	1	
1999	PHIL.	13/2	14	13	27	1.0	8	0	0	0	
2000	PHIL.	16/11	40	20	60	3.5	22	3	2	2	
2001	PHIL.	13/12	22	10	31	2.5	14	1	2	3	
TOTALS		58/30	92	59	151	8.5	48	6	4	6	
PLAYOFFS											
2000	PHIL.	2/2	1	0	1	0.0	0	1	0	0	
2001	PHIL.	3/3	4	1	5	0.0	0	0	0	0	
TOTALS		5/5	5	1	6	0.0	0	1	0	0	

ADDITIONAL CAREER STATISTICS

TOUCHDOWNS: vs. Ind. 11/21/99 (22-yd. INT return - QB Steve Walsh)


INTERCEPTIONS: 1-22-1TD vs. Ind. 11/21/99

SPECIAL TEAMS TACKLES: 2001 (1)

CAREER HIGHS: TACKLES - Total 14 vs. Dal. 11/5/00, **Solo** 11 vs. Dal. 11/5/00; **SACKS** 2 at Sea. 9/23/01

MILESTONES: First start: vs. Dal. 11/2/98, **First sack:** at Arz. 9/20/98 (QB Jake Plummer), **First INT:** vs. Ind. 11/21/95 (QB - Steve Walsh).





98 BRANDON WHITING

Position: Defensive End/Tackle
Height, Weight: 6-3, 285
Born: 7/30/76 in Santa Rosa, CA
College: California
High School: Long Beach Polytechnic, Long Beach, CA
NFL Experience: 5th (5th as an Eagle)
Acquired by Eagles: D4a-98 (112th selection overall)
Originally joined NFL: Same as above

One of the most intelligent players in the league, Whiting combines brains and brawn in becoming one of the most consistent players on the Eagles defense. As a coach's son, his football smarts have given him the ability to stifle opposing teams not only with his physical abilities but with his head. Said Eagles defensive coordinator Jim Johnson, "Brandon is probably one of the smarter defensive linemen I have been around. He understands schemes, he understands blocking patterns ... If you want to talk about a leader talk about Brandon, because he's a leader." A versatile player, Whiting has made at least one start at each of the defensive line positions throughout his career and although he's a starter at LDE, he moves inside to DT on passing downs. Signed a six-year contract extension on 8/10/01.

BIRDSEED:

- His father, Thomas, was his high school coach at

Long Beach Polytechnic. Despite having a football coach for a father, Brandon never played organized football prior to his freshman year in high school. Instead he helped his father break down film on an old reel-to-reel projector on the wall of the family's dining room and served as ball boy for his dad's teams

- Has started 30 games since 1998, including at least one game at each of the defensive line spots (LDE-24; LDT-4; RDT-1; RDE-1)

CAREER HIGHLIGHTS:

- Helped hold Rams RB Marshall Faulk to 72 yards, more than 20 yards below his 2000 season average vs. StL (9/9/01)
- Set a career high with 2 sacks vs. Sea. (9/23/01) of QB Matt Hasselbeck
- At NYG (10/22/01) recovered a Kerry Collins fumble late in the 4th qtr. to preserve the Eagles dramatic win on Monday Night Football
- Recorded career-highs with 60 tackles and 3.5 sacks in 2000
- Had the best game of his career with a career-high 14 tackles, including 1.5 sacks, 2 tackles for a loss and a forced fumble vs. Dal. (11/5/00)
- Recorded his first career INT vs. Ind. (11/21/99) off Steve Walsh and returned it 22 yds. for his first career TD
- When injuries sidelined starting tackles Bill Johnson and Hollis Thomas late in the year, Whiting became the starter at LDT for the final four contests of 1998. Went on to earn NFL All-Rookie Honors
- Returned a fumble 24 yds. vs. Was. (10/15/98) to set up a TD in the Eagles 17-12 win
- Made his first NFL start on Monday Night Football vs. Dal (11/2/98) as he lined up at LDE vs. all-pro RT Erik Williams

IN WHITING'S WORDS

Last season, the *Philadelphia Inquirer* added a new free-lance writer. Book critic Brandon Whiting wrote a book review of "Death at the Priory" a Victorian age novel written by James Ruddock. He plans to continue to write more reviews in 2002. He also offered his literary opinions for Philadelphia Reads, a program designed to promote reading in Philadelphia. He suggested "Things Fall Apart," by Chinua Achebe, because it focuses on understanding different cultures.



PERSONAL:

- Single and resides in Vallejo, CA, in the offseason
- Earned a 3.3 GPA as an economics and developmental studies en route to Academic All-Pac 10 recognition at Cal
- Posted a score of 1200 on his SAT and earned numerous scholar-athlete awards at Long Beach Poly HS
- Hobbies: reading, golf, and playing the guitar
- List of favorites: Paul Newman (actor), Angie Cepeda (actress), The Matrix (movie), The Invisible Man (book), Chinese (subject in school), E*trade (web site), Los Angeles Lakers (non-football team), and "I believe in myself" by Steve Prefontaine

(quote)

- Full name: Brandon Renee Whiting

COLLEGE:

A four-year starter for Cal, Whiting was adept at putting pressure on the quarterback, collecting 24.5 sacks among his 154 tackles. Posted a team-high 8 sacks as a senior. Was a teammate of OL John Welbourn and WR Dameane Douglas.

INJURY HISTORY:

During the 2001 season, sat out games at Dal. (11/18), vs. Was. (11/25), and vs. SD (12/9) with hamstring and ankle injuries. Sprained MCL at Arz (12/5/99) and sat out for the rest of the season.

WHITING GAME-BY-GAME


1998 PHILADELPHIA EAGLES														
DATE	OPP.	W/L	P/S	S	A	T	SAC	HUR	INT	YDS	LG	KD	FF	FR
SEP 6	SEA	L	1/0	0	0	0	0.0	0	0	0	0	0	0	0
SEP 13	ATL	L	1/0	0	1	1	0.0	0	0	0	0	0	0	0
SEP 20	ARZ	L	1/0	3	0	3	1.0	2	0	0	0	1	0	0
SEP 27	KC	L	1/0	0	0	0	0.0	0	0	0	0	0	0	0
OCT 4	DEN	L	1/0	0	2	2	0.0	0	0	0	0	1	0	0
OCT 11	WAS	W	1/0	1	2	3	0.0	0	0	0	0	0	0	1
OCT 18	SD	L	1/0	1	1	2	0.0	0	0	0	0	0	0	0
NOV 2	DAL	L	1/1	0	1	1	0.0	0	0	0	0	0	0	0
NOV 8	DET	W	1/0	0	0	0	0.0	0	0	0	0	0	0	0
NOV 15	WAS	L	1/0	2	1	3	0.0	1	0	0	0	0	0	0
NOV 22	NYG	L	1/0	1	1	2	0.5	0	0	0	0	0	0	0
NOV 29	GB	L	1/0	0	0	0	0.0	0	0	0	0	0	0	0
DEC 3	STL	W	1/1	3	3	6	0.0	1	0	0	0	0	0	0
DEC 13	ARZ	L	1/1	1	2	3	0.0	0	0	0	0	0	0	0
DEC 20	DAL	L	1/1	1	2	5	0.0	0	0	0	0	0	0	0
DEC 27	NYG	L	1/1	1	0	1	0.0	0	0	0	0	0	0	0
TOTALS			16/5	16	16	32	1.5	4	0	0	0	2	0	1

1999														
DATE	OPP.	W/L	P/S	S	A	T	SAC	HUR	INT	YDS	LG	KD	FF	FR
SEP 12	ARZ	L	1/0	1	1	2	0.0	0	0	0	0	0	0	0
SEP 19	TB	L	1/0	0	0	0	0.0	0	0	0	0	0	0	0
SEP 26	BUF	L	1/0	1	0	1	0.0	0	0	0	0	0	0	0
OCT 3	NYG	L	1/0	1	2	3	0.0	1	0	0	0	0	0	0
OCT 10	DAL	W	1/0	1	0	1	0.0	0	0	0	0	0	0	0
OCT 17	CHI	W	1/0	1	0	1	0.0	1	0	0	0	0	0	0
OCT 24	MIA	L	1/0	0	0	0	0.0	0	0	0	0	0	0	0
OCT 31	NYG	L	1/0	1	2	3	0.0	0	0	0	0	0	0	0
NOV 7	CAR	W	1/0	2	2	4	0.5	1	0	0	0	0	0	0
NOV 14	WAS	W	1/1	1	2	3	0.5	2	0	0	0	0	0	0
NOV 21	IND	L	1/0	2	2	4	0.0	1	1	22	22†	0	0	0
NOV 28	WAS	L	1/0	1	0	1	0.0	0	0	0	0	0	0	0
DEC 5	ARZ	L	1/1	2	2	4	0.0	2	0	0	0	0	0	0
DEC 12	DAL	L	0/0	0	0	0	0.0	0	0	0	0	0	0	0
DEC 19	NE	W	0/0	0	0	0	0.0	0	0	0	0	0	0	0
JAN 2	STL	W	0/0	0	0	0	0.0	0	0	0	0	0	0	0
TOTALS			13/2	14	13	27	1.0	8	1	22	22†	0	0	0

2000														
DATE	OPP.	W/L	P/S	S	A	T	SAC	HUR	INT	YDS	LG	KD	FF	FR
SEP 3	DAL	W	1/0	1	0	1	0.0	2	0	0	0	0	0	0
SEP 10	NYG	L	1/0	2	2	4	0.0	0	0	0	0	0	0	0
SEP 17	GB	L	1/0	1	0	1	0.0	2	0	0	0	0	0	1
SEP 24	NO	W	1/0	0	0	0	0.0	0	0	0	0	0	0	0
OCT 1	ATL	W	1/0	0	2	2	0.0	1	0	0	0	1	0	0
OCT 8	WAS	L	1/1	3	4	7	0.0	2	0	0	0	0	0	0
OCT 15	ARZ	W	1/1	1	2	3	0.0	2	0	0	0	0	0	0
OCT 22	CHI	W	1/1	5	0	5	0.0	0	0	0	0	1	0	0
OCT 29	NYG	L	1/1	2	0	2	0.0	1	0	0	0	0	0	0
NOV 5	DAL	W	1/1	11	3	14	1.5	2	0	0	0	0	1	0
NOV 12	PIT	W	1/1	2	1	3	0.5	2	0	0	0	0	0	0
NOV 19	ARZ	W	1/1	3	0	3	0.5	1	0	0	0	1	0	0
NOV 26	WAS	W	1/1	2	1	3	0.0	3	0	0	0	0	0	0
DEC 3	TEN	L	1/1	3	2	5	0.0	2	0	0	0	0	0	1
DEC 10	CLE	W	1/1	2	1	3	0.0	1	0	0	0	0	1	0
DEC 24	CIN	W	1/1	2	2	4	1.0	1	0	0	0	0	0	0
TOTALS			16/11	40	20	60	3.5	22	0	0	0	3	2	2
PLAYOFFS														
DEC 31	TB	W	1/1	0	0	0	0.0	0	0	0	0	0	0	0
JAN 7	NYG	L	1/1	1	0	1	0.0	0	0	0	0	1	0	0
TOTALS			2/2	1	0	1	0.0	0	0	0	0	1	0	0

2001														
DATE	OPP.	W/L	P/S	S	A	T	SAC	HUR	INT	YDS	LG	KD	FF	FR
SEP 9	STL	L	1/1	1	1	2	0.0	3	0	0	0	0	0	0
SEP 23	SEA	W	1/1	3	2	5	2.0	0	0	0	0	0	0	0
SEP 30	DAL	W	1/0	2	0	2	0.5	2	0	0	0	0	1	1
OCT 7	ARZ	L	1/1	3	0	3	0.0	1	0	0	0	0	1	0
OCT 22	NYG	W	1/1	3	0	3	0.0	1	0	0	0	0	0	1
OCT 28	OAK	L	1/1	2	0	2	0.0	3	0	0	0	0	0	0
NOV 4	ARZ	W	1/1	0	3	3	0.0	1	0	0	0	0	0	0
NOV 11	MIN	W	1/1	1	0	1	0.0	0	0	0	0	0	0	1
NOV 18	DAL	W	0/0							INACTIVE/ HAMSTRING/FOOT				
NOV 25	WAS	L	0/0							INACTIVE/ HAMSTRING/FOOT				
NOV 29	KC	W	0/0							INACTIVE/ HAMSTRING				
DEC 9	SD	W	1/1	0	0	0	0.0	1	0	0	0	0	0	0
DEC 16	WAS	W	1/1	2	1	3	0.0	0	0	0	0	0	0	0
DEC 22	SF	L	1/1	3	1	4	0.0	1	0	0	0	0	0	0
DEC 30	NYG	W	1/1	0	1	1	0.0	1	0	0	0	1	0	0
JAN 6	TB	W	1/1	2	1	3	0.0	0	0	0	0	0	0	0
TOTALS			13/12	22	10	32	2.5	14	0	0	0	1	2	3
PLAYOFFS														
JAN 12	TB	W	1/1	0	0	0	0.0	0	0	0	0	0	0	0
JAN 19	CHI	W	1/1	3	0	3	0.0	0	0	0	0	0	0	0
JAN 27	STL	L	1/1	1	1	2	0.0	0	0	0	0	0	0	0
TOTALS			3/3	4	1	5	0.0	0	0	0	0	0	0	0





Position: Guard
Height, Weight: 6-3, 320
Born: 9/25/76 in Jefferson, TX
College: Arkansas
High School: Jefferson, Jefferson, TX
NFL Experience: 3rd (3rd as an Eagle)
Acquired by Eagles: D2b-00 (61st selection overall)
Originally joined NFL: Same as above

The second of the Eagles two 2nd round draft picks in 2000, Williams made the transition from offensive tackle, where he starred collegiately at Arkansas, to guard in Philadelphia. Started and played in his first NFL game at right guard vs. Tampa Bay (1/6/02).

PERSONAL:

- Single and resides in Cherry Hill, NJ
- Majored in vocational education
- Named East Texas Lineman of the Year as a senior at Jefferson HS, where he also received all-district and All-East Texas honors
- List of favorites: Richard Pryor (actor), Philadelphia 76ers (non-football team), Peanut Butter Cap'n Crunch (cereal) and Madden 2002 (video game)
- In high school his true love was playing basketball but chose to play football at Arkansas despite offers to play basketball at numerous junior colleges
- Earned all-district honors in basketball, while also lettering in track

COLLEGE:

Started the last 35 games of his collegiate career. As a senior, earned second-team All-Southeastern Conference honors and was a member of an Arkansas offensive line that led the SEC in fewest quarterback sacks allowed (14) and amassed 4,067 total yards during his senior season. As a junior, played next to RG Brandon Burlsworth, who was a 3rd round selection of Indianapolis in 1999, but passed away in a tragic car accident one week after the NFL draft. Burlsworth's death served as inspiration for Williams. Said Williams, "I learned that any time can be your time, so you have to make the most of your life. I used Brandon as an example to myself."


WILLIAMS' CAREER GAMES PLAYED/STARTED:
 (Eagles 2000-2001); 2000 (0/0), 2001 (1/1),
TOTALS: (1/1).

PLAYOFF GAMES PLAYED/STARTED: 2000 (0/0),
 2001 (0/0), **TOTALS:** (0/0).



2002 DRAFT CHOICES

1	Lito Sheppard, CB, Florida (26)	4	Scott Peters, C/G, Arizona St. (124)
2a	Michael Lewis, SS, Colorado (58)	5	Freddie Milons, WR, Alabama (162)
2b	Sheldon Brown, CB, South Carolina (59)	6	Tyreo Harrison, LB, Notre Dame (198)
3	Brian Westbrook, RB, Villanova (91)	7	Raheem Brock, DE, Temple (238)



Position: Cornerback
Height, Weight: 5-10, 194
Born: 4/8/81 in Jacksonville, FL
College: Florida
High School: Raines, Jacksonville, FL
Acquired by Eagles: D1-02 (26th selection overall)

The first cornerback taken by the Eagles in the first round since 1980 (Roynell Young) and the first taken in rounds 1-3 since 1995 (Bobby Taylor), Sheppard brings a wealth of big-game experience from the University of Florida. Left Florida following his junior season to enter the draft in order to care for his five-year old daughter, Mya. "My mom has been helping me out with her since she was born," said Sheppard. "But I have sisters who are in college, too. It's a strain. It was time for me to become a man and take full responsibility for my daughter."

COLLEGE:

A two-time All-American, Sheppard was regarded as

one of the nation's premier cornerbacks and punt returners. In three seasons as a Gator, he started 22 games and allowed just one TD, while recording 87 tackles, 13 knockdowns and 8 INTs. As a returner, brought back 21 kickoffs for 472 yards (22.5 avg.) and 49 punts for 559 yards (11.4 avg.) and 2 TDs. Closed out his career ranked fourth on the Gators all-time list in punt return yards behind Jacquez Green, Ivory Curry and Ricky Nattiel. In 2001, started every game at LCB and recorded a career-high 42 tackles, deflected 6 passes and INT'd 2 others en route to earning All-America honors. The consensus All-SEC selection also added 246 yards on 26 punt returns and 171 yards on seven kickoff returns (24.4 avg.). Became only the 4th sophomore in Florida history to receive All-America honors after leading the team with six INTs for 179 yards and 1 TD.

PERSONAL:

- Was named the nation's top defensive back in 1998 by National Bluechips and Jacksonville's defensive player of the year after a stellar senior season at Raines HS
- The Eagles now have three Raines alums on their roster – FS Brian Dawkins and CB Darrel Crutchfield are the others. It's also the same high school attended by Harold Carmichael, the Eagles director of player programs and all-time leading receiver
- Had 18 INTs during his junior and senior seasons
- Also lettered in track
- Single, he has a daughter, Mya (4/1/97), who he has raised with the help of his mother, LaQuita Allen
- Full name: Lito Decorian Sheppard
- A sociology major
- Has volunteered in the community, including with the sheriff's department "Paint the Town" project
- His cousin, Jabar Gaffney, was his college teammate at Florida and was drafted seven spots behind Sheppard by the Houston Texans, as the first pick in the 2nd round (33rd overall). Sheppard's uncle, Jabar's father, is Derrick Gaffney, a former WR at UF and the New York Jets





32 MICHAEL LEWIS

Position: Strong Safety
Height, Weight: 6-1, 211
Born: 4/29/80 in Houston, TX
College: Colorado
High School: Lamar Consolidated, Richmond, TX
Acquired by Eagles: D2-02 (58th selection overall)

Regarded as a first round talent heading into the draft, Lewis was diagnosed with a heart condition while at Colorado and was taken off some teams draft boards because of it. Not the Eagles draft board. In fact, the Eagles medical staff extensively researched Lewis' condition and deemed him healthy to play. "We want to emphasize this is not a life-threatening heart condition and that our physicians and our medical staff has researched this thoroughly," said Eagles

head athletic trainer Rick Burkholder. "They have talked to his physicians in Colorado and Houston. What he has is a lone atrial fibrillation, which is a very rapid heartbeat. He has been treated in the past and we are very, very comfortable with him playing for us and being healthy." Although he has had this condition his entire college career, Lewis has never once complained about it or allowed it to limit his practice or playing time. Said Lewis, "It has never bothered me. I can play 120 plays, whatever. It's not a problem for me. I have passed every conditioning test, no problem."

COLLEGE:

A mainstay at strong safety since his freshman year, he twice won the school's Dave Jones Award for the most outstanding defensive player and the Hale Irwin Award for the most outstanding defensive back in his junior and senior seasons. Closed out his career ranked 9th on the school's all-time list with 336 tackles (2nd-best among defensive backs), 2nd in forced fumbles (10) and tied for 12th with 9 INTs. His 6.5 career sacks are a Colorado record for DBs. As a senior, was a unanimous All-Big Twelve Conference first-team choice, earned third team All-America honors, and was a semi-finalist for the Thorpe Award, given to the nation's top defensive back. Led the squad with 112 tackles and 5 INTs, one of which he returned for a TD. As a junior, made a career-high 117 tackles on his way to first-team All-Big Twelve Conference honors.

PERSONAL:


- Single, he resides in Richmond, TX
- Earned a degree in communications
- Was the district MVP as a junior and senior while attending Lamar Consolidated HS where he played DB, QB and RB
- Also lettered in basketball and track
- Full name: Michael Milton Lewis
- His brother, Rodney Williams, played basketball at Texas Lutheran

EAGLES NFL/NFC ROOKIES OF THE YEAR



- 1951** TE/K Bobby Walston (NFL)
31 catches for 512 yards and 8 TDs; 6 field goals and 28 PATs; 94 total points.
- 1973** TE Charles Young (NFC)
55 catches for 854 yards and 6 touchdowns; Pro Bowl selection
- 1984** K Paul McFadden (NFC)
30-37 field goals, 26-27 extra points; 116 total points
- 1988** TE Keith Jackson (NFL)
81 catches for 869 yards and 6 touchdowns; Pro Bowl selection





Position: Cornerback

Height, Weight: 5-10, 196

Born: 3/19/79 in Lancaster, SC

College: South Carolina

High School: Lewisville, Richburg, SC

Acquired by Eagles: D2-02 (59th selection overall)

On his first flight to Philadelphia after the draft, Brown was fortunate enough to see a familiar face on the plane. It was Eagles RB Duce Staley, a fellow alumnus of South Carolina. "Duce is my guy," said Brown. "I've been an Eagles fan since he got here. I almost cried when they picked me." Brown also has a connection with fellow cornerback Bobby Taylor, as both played their college football for Lou Holtz. "Coach Holtz told me a lot about Bobby," Brown said.

"He loves him. He told me what a good player he is, and what a character guy he is, too. I can learn a lot from him."


COLLEGE:

A semi-finalist for the 2001 Jim Thorpe Award, given annually to the nation's premier defensive back, he collected 204 tackles, 10 INTs and 37 knockdowns during his career. A three-year starter, was the only player in school history to lead the team in interceptions in three seasons (1999-2001). His 206 interception return yards rank 2nd on the Gamecocks all-time list. As a senior, was an All-SEC first-team selection after registering 57 tackles, 1.5 sacks, 3 INTs and a team-leading 12 knockdowns. Recorded 67 tackles, four INTs and a team-high 15 knockdowns as a junior, earning first-team All-America and first-team All-SEC honors. Lined up at free safety for the first four contests of his sophomore year before shifting to cornerback. Also played on the school's baseball team as a designated hitter and right fielder.

PERSONAL:

- Single and resides in Fort Lawn, SC
- Full name: Sheldon Dion Brown
- Was a sport and entertainment management major – needs to complete an internship to earn his degree which he plans to do during the 2003 off-season
- Rushed for 2,020 yards and 31 TDs as a senior and was named 1996 Associated Press South Carolina player of the year when Lewisville HS won the Class A state title
- Also named all-state in basketball and baseball three times
- His most memorable football moment was beating Clemson as a college senior. It was the first time his grandmother attended a game since suffering a stroke four years earlier





36 BRIAN WESTBROOK

Position: Running Back
Height, Weight: 5-9, 200
Born: 9/2/79 in Washington, DC
College: Villanova
High School: DeMatha, Hyattsville, MD
Acquired by Eagles: D3-02 (91st selection overall)

One of the most decorated players in NCAA Division I-AA history, Westbrook holds the all-time NCAA record with 9,885 all-purpose yards, breaking the 9,301 yards accumulated by Brian Shay of Emporia State. In 46 career games, scored 542 points with 84 TDs, carried the ball 725 times for 4,499 yards (6.2 avg.), caught 219 passes for 2,639 yards and gained 2,433 yards and 4 TDs on kickoff returns. Along the way, established 41 school, 13 Atlantic Ten Conference and

5 NCAA records. Became the only player in I-AA history to score 160 or more points twice in a career and the first player in the history of college football at any level with 1,000 rushing and 1,000 receiving yards in one season (1998). Is one of only two players in Villanova history to rush for over 1,000 yards in a season and he accomplished that feat three times. Was a consensus All-America and two-time A-10 offensive player of the year and was the 2001 recipient of the Walter Payton Award (top player in NCAA Division I-AA). As a senior, amassed 2,823 yds. combined net yds. and scored 29 TDs - was 249-1,603-6.4-22TDs rushing, 59-658-6TDs receiving, 17-440-1TD on kickoff returns and 8-122 on punt returns. Set a school single-game record with five total TDs vs. James Madison and vs. Colgate. Set the school's rushing record with a 287-yard game vs. Hofstra. Sat out the 1999 season after reconstructive surgery on his ACL. In 1998, set an NCAA Division I-AA record for all-purpose yards with 3,026, including a school-record 428 in the season opener vs. Pittsburgh.

PERSONAL:

- Single and resides in Ft. Washington, MD
- Full name: Brian Collins Westbrook
- Earned his bachelors degree in management information systems in the spring of 2001 and began working on his MBA the following fall
- Earned A-10 All-Academic Team honors
- Was also a 3-year member of the honor roll at DeMatha HS in Hyattsville, MD
- Played for legendary coach Morgan Wootten as the starting point guard on the nationally recognized basketball team, leading the squad in FG pct. and assists
- His father, Ronald, played football and baseball at Union College
- Is an avid fisherman

WESTBROOK'S ALL-PURPOSE YARDAGE AT VILLANOVA

	RUSH	REC	KOR	PR	TOTAL Yds	TDs	AVG./GM
1997	630	113	301	0	1044	11	80.3
1998	1046	1144	644	192	3026	22	275.1
2000	1220	724	1048	0	2992	22	272.0
2001	1603	658	440	122	2823	29	256.6
CAREER TOTAL	4499	2639	2433	314	9885	84	214.9






62 SCOTT
PETERS

Position: Center/Guard
Height, Weight: 6-3, 300
Born: 11/23/78 in Arcadia, CA
College: Arizona State
High School: Amador Valley, Pleasanton, CA
Acquired by Eagles: D4-02 (124th overall)

A smart and very instinctive player, Peters was a four-year starter at Arizona State. Moved from guard to center as a sophomore and finished his career with 43 straight starts for the Sun Devils. As a senior, was a finalist for the Rimington Award, which is given to the nation's top center. Earned first-team All-Pac 10 honors as the offense generated 4,690 yards, and produced a 1,000-yard rusher in Delvon Flowers. Was also a first-team All-Pac 10 selection as a junior.

PERSONAL:

- Single and resides in Pleasanton, CA
- Full name: Scott Thomas Peters
- Graduated with a degree in communications in May, 2001
- Lettered at Amador Valley HS in Pleasanton, where he also wrestled and played baseball
- His uncle, Greg Peters, was drafted by the Dallas Cowboys as an offensive lineman in 1977
- His grandparents, Max and Margaret, currently live in Lancaster, PA



17 FREDDIE
MILONS


Position: Wide Receiver
Height, Weight: 5-10, 190
Born: 6/27/80 in Starkville, MS
College: Alabama
High School: Starkville, Starkville, MS
Acquired by Eagles: D5-02 (162nd overall)

One of the most prolific receivers and returners in Alabama history, he holds the school record with 152 receptions. His 1,859 yards rank 2nd to Ozzie Newsome (2,070). Ranks 3rd with 40 kickoff returns for 917 yds. (22.9 avg.) and 4th with 3,449 all-purpose yards. Also went 43-431-3TDs on punt returns and 32-242-1TD rushing. As a senior was 36-626-3TDs receiving. Earned 1st-team All-SEC honors as a sophomore after setting a school mark with 65 catches (733 yds. and 2 TDs). Threw a 66-yard TD pass vs. Arkansas. Was named MVP of the SEC Championship vs. Florida.

PERSONAL:

- Single, resides in Starkville, MS, with his son, Freddie Milons III (5/3/01)
- Was a sports and fitness management major
- Is the 4th of 7 children. Older brother Les (baseball, Jackson St.) and sisters Anita (basketball, Ole Miss) and Cynthia (basketball, Miss. Col.) have finished their playing careers. Younger brother Jereme was drafted by the LA Dodgers (2001) and twins Steven (football, Mississippi St.) and Marcia (track) are still competing
- Also lettered in basketball and track at Starkville HS






54 TYREO HARRISON

Position: Linebacker
Height, Weight: 6-2, 238
Born: 5/15/80 in Sulphur Springs, TX
College: Notre Dame
High School: Sulphur Springs (TX) HS
Acquired by Eagles: D6-02 (198th overall)

A two-year starter at Notre Dame, Harrison moved to inside LB as a senior and was named the team's most improved player. Finished his career with 185 tackles, 4 sacks and 20 tackles for a loss. Was the 2001 winner of the Pietrosante Award, given to the player that best exemplifies courage, loyalty, teamwork, dedication and pride. In his junior season, recorded 46 tackles, 1 sack and 5 tackles for a loss at OLB.

PERSONAL:

- Single, he resides in Sulphur Springs, TX
- Full name: Tyreo (pronounced TIE-ree-oh) Tremayne Harrison
- Was enrolled in Notre Dame's Mendoza College of Business and earned a degree in finance
- Was an all-state pick at Sulphur Springs HS as a senior after making 119 tackles, 22 for losses, 11 sacks, 3 fumble recoveries and forcing 6 fumbles. Played linebacker as a senior after two years as a rush DE
- Lettered in track as a senior for throwing the shot put
- Played high school football with his cousin, Damione Lewis, now a DT with the Rams



61 RAHEEM BROCK

Position: Defensive End
Height, Weight: 6-4, 257
Born: 6/10/78 in Newark, NJ
College: Temple
High School: Dobbins, Philadelphia, PA
Acquired by Eagles: D7-02 (238th overall)

Switched from tight end to defensive end during his freshman season and went on to start 33 games for Temple. Finished with 160 tackles, 11 sacks, 30 stops for a loss and 35 quarterback pressures. Was a 2nd-team All-Big East Conference choice as a senior after recording 51 tackles and 4 sacks. Also returned an INT 59-yards for a TD vs. Bowling Green.

PERSONAL:

- He and his wife, Deziree, reside in Philadelphia with his two daughters, Tatiana (5) and Tychell (3). Proposed to Deziree during pregame of the 11/3/01 contest vs. Miami and was married during the spring
- His father, Zachary Dixon, played for the Eagles 1980 Super Bowl team and had a 6-year career (1979-84) with Denver, NY Giants, Phila., Baltimore and Seattle
- Graduated in May, 2001, with a degree in marketing
- Played tight end, linebacker and fullback at Dobbins HS in Philadelphia. Led Dobbins to a 9-2 mark and a divisional championship in his senior year
- Also lettered in track
- A big Eagles fan while growing up, Raheem still has a poster of Randall Cunningham hanging over his bed



OTHER VETERANS WITH PROFESSIONAL EXPERIENCE

Players profiled in this section have spent some time during an NFL regular and/or postseason on a club's 53-man roster, injured reserve list, practice squad or have attended an NFL club's training camp.



STEVE CREEK

P 6-4 205

Spent the 2001 preseason with the San Francisco 49ers before being released on 8/28. Punted 7 times for 38.5-yard average.

Began his college career at UMass before transferring to Humboldt State (Arcata, CA) after his freshman year. In three years at Humboldt, punted 192 times for 6,762 total yards (35.2 yds). His senior year with the Lumberjacks was highlighted with landing 13 punts inside the 20-yard line as well as a career-long 63-yard boot. Also filled in at quarterback at HSU starting 7 games and throwing for 6 TDs. Began training in December 2000 in Sparks, NV, under the watchful eye of former professional kickers Rob and Ray Pelfrey, who have coached other NFL kickers such as Jason Elam, Matt Turk, and Olindo Mare. Was an all-conference QB at Westfield (NJ) HS. Graduated with a degree in organizational psychology. Born on 4/18/77 in Westfield, NJ.



DAVID FOYE

WR 6-1 208

Signed a one-year contract with the Eagles on 1/29/02. Was originally signed by Miami as an undrafted rookie free agent in

2001 but was released prior to the start of the regular season. Played in 34 games over four years at Marshall (1997-2000), totaling 91 receptions for 1,060 yards and 9 TDs. As a senior, registered a career-high 47 catches for 475 receiving yards and 3 TDs. Caught a career-best 5 TDs in 1999. Lettered in football and track at Capital City HS in Charleston, WV. Enjoys drawing. Visited children's hospitals and participated in football camps at Marshall. Holds a degree in criminal justice with an emphasis on legal studies. Born 6/24/78 in Charleston, WV.



PITA ELISARA

G/T 6-4 280

Signed a one-year contract with the Eagles on 1/29/02 and later was allocated to the Scottish Claymores of NFL Europe.

Originally signed by the New York Giants as a rookie free agent in 2000, but was released prior to the start of the regular season. Started all 22 games for Indiana after transferring from Palomar J.C. in San Marcos, CA, and was on the field for all but four snaps his of senior season. Helped to fuel an Indiana offense that averaged 26.5 points and 405.9 yards per game, including 191.4 rushing yards per contest in 1999. Was voted first team All-Big Ten by the Football News as a junior. Attended Tafuna HS in American Samoa. Majored in general studies. Born on 11/16/76 in Samoa.



CLINTON HART

FS 6-0 205

Signed a one-year contract with the Eagles on 1/29/02 and later was allocated to the Rhein Fire of NFL Europe. Spent the 2001 season with the Tampa Bay Storm of the Arena Football League, playing in all 14 games on defense and offense. Registered 69 tackles, 11 knockdowns, and 3 INTs, on defense and 24-242-1 receiving stats while returning two kickoffs for TDs. Spent five years out of football before trying out and making the Tallahassee Thunder of AFL2 in 2000. In 14 games tallied 40 tackles, 10 pass knockdowns, 2 INTs and one sack. On offense went 51-685-12TDs receiving, 8-41-1TD rushing and completed one pass for a TD. Played baseball at Central Florida CC. Was an all-state selection at defensive back as a junior and senior at South Sumter HS in Bushnell, FL. Also lettered in basketball, baseball, and track. Born 7/20/77 in Dade City, FL.





TIM HASSELBECK
QB 6-1 211

Signed a one-year contract with the Eagles on 2/6/02 and later was allocated to the Berlin Thunder of NFL Europe. Appeared in World Bowl X. Was originally signed by Buffalo as an undrafted rookie free agent in 2001 but was released 7/01. Spent the remainder of training camp with Baltimore but was released prior to the start of the regular season. Finished his career at Boston College ranked 6th in total passing yards (3,980), 5th in TDs (29), 6th in total offense (4,233) and 7th in both pass completions (278) and attempts (501). As a senior, earned MVP honors in their Aloha Bowl win over Arizona State and was also named the Thomas F. Scanlan Award winner which is given to the player who best exemplifies the ideals of a scholar and athlete. Started 11 games as a junior and threw for 1,940 yards and 11 TD. Earned All-America honors as a senior at Xaverian Brothers HS in Westwood, MA. Also earned Gatorade New England Player of the Year honors as a senior. Led team to Division I-B Super Bowl Championships in 1994 and 1995. Earned his degree in marketing. Brother, Matt, is also a product of Boston College and is now quarterback for the Seattle Seahawks. His father, Don, enjoyed a nine-year career in the NFL that included seven seasons with the Patriots and stints with the Raiders, Vikings and Giants. Mother, Betsy, had seven brothers, five of whom played quarterback. Wife, Elisabeth Filarski, was one of four finalists on CBS reality-based series "Survivor," and now hosts a fashion-based show, "The Look For Less," on The E! Channel. Born 4/6/78 in Norfolk, MA.



DWAYNE LEDFORD
C/G 6-4 295

Signed a one-year contract with the Eagles on 1/29/02. Originally signed by San Francisco as a rookie free agent in 1999 and spent the majority of the season on the 49ers practice squad before being signed to the active roster for the season finale, though he was deactivated. Remained with the 49ers for the first three games of 2000 before being waived on 9/18. Signed to Jacksonville's practice squad on 11/15 and was then promoted to their active roster for the season finale, though he

was deactivated. Remained with the Jaguars throughout training camp in 2001 before being waived prior to the start of the regular season. Was then signed by Carolina on 10/23/01 and was deactivated for two games before being released on 11/7/01. Switched from defensive tackle to offensive tackle as a senior at East Carolina. Started 11 games at defensive tackle and recorded 26 tackles as a junior. Earned degree in exercise and sports science from ECU and earned an academic achievement award in his senior year. Single. Volunteers his time at the Animal Adoption Center in Lindenwold, NJ. Is the drummer in a band which also claims Falcons OT Gannon Shepherd as a member. Attended McDowell HS in Marion, NC. Earned all-conference honors as a junior and senior. Born on 11/2/76 in Morganton, NC.



BRIAN McDONALD
WR 5-9 175

Signed a one-year contract with the Eagles on 1/29/02 and later was allocated to the Frankfurt Galaxy of NFL Europe. With the Galaxy finished the season ranked 3rd in punt returns (27-289) and T16th in receptions (23-310). Also posted the most punt returns in a game (7-134) vs. Frankfurt (8/6/02). Spent the 2001 season with the Louisville Fire of the AFL2 and set the league's single-season record for all-purpose yards with 3,289. Finished the season with 83 receptions for 1,058 receiving yards and 16 TDs, 13 missed FG returns for 325 yards and 3 TDs, and 90 kick returns for 1,879 yards and 7 TDs, giving him a total of 26 TDs for the season. Transferred to Louisville in 1997 after red-shirting his freshman year at Memphis. In two seasons with the Cardinals, played as a reserve wideout and special teams player. Was a three-time academic all-state performer at St. Xavier HS in Louisville, KY. Helped St. Xavier to a state championship in 1992. Earned his degree in exercise science and sports medicine. Born on 2/21/77 in Louisville.



ERIC MENG
K 6-1 192

A left-footed kicker, attended the 2000 training camp of the Carolina Panthers but was released before the start of the regular season. Was an All-Southern Conference



selection as a senior in 1997 at Georgia Southern after scoring 81 points (13-15 on field goals and 42-46 on PATs). Transferred to GSU after attending Iowa as a freshman. Earned a B.S. in sports management with a minor in business administration. Lived in the same neighborhood as NFL kicker John Carney. Carney became Meng's mentor and began teaching him kicking skills when Meng was in 8th grade. Worked as a substitute teacher and coached football at his alma mater Jupiter (FL) HS where he was a two-time all-state kicker. Also learned the family business of building supplies while he was out of football. Born on 11/29/74 in Palm Beach, FL.



JOSH MOORE
T 6-4 309

Signed by the Eagles to begin his second stint with the team on 1/29/02 and was later allocated to the Rhein Fire of NFL Europe.

Appeared in World Bowl X. Signed as a rookie free agent by the Eagles in 2001 but was released prior to the start of the season. Helped fuel a Furman offense that averaged 31.6 points per game and amassed nearly 4,000 rushing yards in 2000. The three-year starter appeared in 42 games (30 starts) at right tackle. In his four seasons at Furman, helped tally a 30-16 record, one Southern Conference championship (1999), and two NCAA I-AA playoff appearances. Collected All-American honors after helping Furman to a #10 national ranking. Played offensive and defensive line during his career at Thornwell HS in Cross Hill, SC. Was named South Carolina lineman of the year by *The State* newspaper after helping Thornwell to a 12-0 record and 1995 state championship. Lettered in baseball, basketball, and tennis. Born on 5/25/78, in Greenwood, SC. His brother, Brandon, played football at Presbyterian (SC) College. Graduated with a degree in history.



JOSH PARRY
LB 6-1 234

Signed a one-year contract with the Eagles on 1/29/02 and was later allocated to the Frankfurt Galaxy of NFL Europe. Signed as a rookie free agent by the Eagles in 2001, but was released prior to the start of the season. Signed to Oakland's practice squad on 11/28 but was released

12/4. Tallied 354 tackles in his four-year career at San Jose St., starting all 43 games in which he appeared. Receives inspiration from his brother and former Spartans teammate, Neil, who suffered a career-ending injury during the 2000 season which caused his foot to be amputated. As a senior, made 122 tackles (57 solo) and grabbed 2 INTs on his way to earning second-team All-WAC honors. Also earned numerous academic honors including a selection to the 1998 CoSIDA/GTE District VIII academic All-America Team. Was named the 1995 Student Sports medium-sized school football "Player of the Year" as a senior at Sonora (CA) HS. As a senior, rushed for 1,214 yards and scored 12 of 19 touchdowns on the ground. Caught 20 passes for 443 yards and 6 TDs and was his league's MVP and an all-district selection three times. Also lettered in baseball, basketball and track and field. Wife, Kelli, was a three-year letter winner in soccer at San Jose State. Born on 4/5/78 in Sonora, CA.



KENDRICK ROGERS
T 6-5 311

Enters his second season in Philadelphia after spending his entire rookie season on the Eagles practice squad. Joined the

Eagles as a rookie free agent in 2001, but saw limited action in the preseason. Began his college career as a defensive end but was moved to left offensive tackle as a sophomore and started 34 straight games at that position for Alabama A&M. Did not allow a sack over his last two seasons. Was a team captain and two-time first team All-Southwestern Athletic Conference selection. As a senior, registered 122 knockdowns to help pace an offense that amassed 4,000 yards. In his junior year, collected 92 knockdowns as the offense amassed 3,968 yards. Majored in telecommunications. Was a standout at Blount HS in Mobile, AL. One of five children (two brothers, two sisters) of Willie Mae Rogers. Born 10/10/76 in Mobile, AL.



SEAN SCOTT
WR 6-2 190

A graduate of Philadelphia's Archbishop Carroll HS, Scott joined the Eagles as an undrafted rookie free agent in 2001. Spent his entire 2001 season on the Eagles practice squad



after a solid training camp. Made the game-winning TD catch, a 14-yard strike from A.J. Feeley, in the Eagles preseason finale vs. the Jets (8/30), garnering him Eagles Player of the Game honors. Finished his stellar four-year career at Millersville (PA) with numerous school records, including receptions (240), receiving yards (3,293) and TDs (27). Recorded the longest reception in school history, a 91-yard TD strike against state-rival Bloomsburg. Earned All-PSAC honors in each of his four years. Led the conference in receiving yards per game as a junior (128.9), broke the school record for most receiving yards in a game as a sophomore (227), and as a freshman set an NCAA all-division record for most TDs by a freshman with 13. Was an All-Delaware County and All-Philadelphia Catholic league selection at Archbishop Carroll HS in Radnor, PA. Earned B.S. in public relations at Millersville. Works part-time at Westin Fitness as a personal trainer. Born on 9/25/78 in Overbrook, PA.



MAX STROMEYER
LB 6-4 205

Enters his second season in Philadelphia after spending the 2001 season on the Eagles practice squad. Attended training camp with the New York Jets in 2001 but was released prior to the start of the regular season. Signed to the Eagles practice squad 11/20/01. Entered the NFL as a rookie free agent with the Jets in 2000. Released prior to the start of the season. Re-signed with the Jets in 2001 and was allocated to NFL Europe where he played in the World Bowl as a member of the Berlin Thunder. Finished the NFL season as the league leader in special teams tackles with 16. Was a four-year letterman at Rutgers where he played in 41 career games and recorded 255 tackles, 25 tackles for a loss, 13 sacks, 4 FF, 4 FR and 1 INT. Awarded the Touchdown Club Award following his senior season for his outstanding play and leadership. Earned a B.S. in administration of justice and a minor in history. Worked part-time for his father's manufacturing company since he was 14 years old. Last year, he helped design a system to assist clients with management of their inventories. Graduated from Northern Highland HS in Upper Saddle River, NJ. Single. Born 1/31/77 in Upper Saddle River.

2002 ROOKIE FREE AGENTS



KORI DICKERSON
TE 6-4 235

Made a successful transition from linebacker to tight end in his senior year at USC. Played his first two years at defensive end and then his junior year at linebacker. Started all 12 games for the Trojans at TE as a senior and caught 25 passes for 334 yards and 2 TDs. Excelled on special teams. Also was a high jumper on the Trojans track team. Lettered in football and track at Washington HS in Los Angeles, CA. Interests include politics and global affairs. Earned B.S. in international relations. Has two daughters, Ajia, 5, and Angel, 2. Born 12/6/78 in Los Angeles, CA.



STEVE EDWARDS
OT 6-5 350

Started 20 games in two seasons at Central Florida. Helped the Knights rank 12th in the nation in passing and was named UCF's most outstanding offensive lineman in 2001. Did not allow a single sack during his senior year, facing such high-level competition from Syracuse's Dwight Freeney and UAB's Bryan Thomas (both selected in 1st round of 2002). Began college career at Tennessee State, but left a redshirt freshman season to attend West Hills CC in Coalinga, CA, where he collected multiple All-America awards. Led Mt. Carmel HS (Chicago, IL) to the 1996 state championship. Was a freshman on the Mt. Carmel team in 1994 that was led by senior QB Donovan McNabb (now the Eagles starting QB). Majored in a criminal justice. Born 2/20/79 in Chicago, IL.





JUSTIN EMA

LB 6-3 247

A three-year starter at BYU, he moved from strongside linebacker to the inside as a junior after All-American Rob Morris was drafted in the first round by Indianapolis in 2000. Became just the fifth player in school history to lead the team in tackles for two consecutive seasons (107 as a junior and 101 as a senior). Earned All-Mountain West first-team honors in 2001. In 48 career games, amassed 279 tackles, including 29 for a loss and 4 sacks. Added 2 interceptions, forced 6 fumbles and recovered 4 others. Attended Shelton (CA) HS where he also lettered in basketball and baseball. Comes from a family of football players - uncle Tali (Washington State), brothers Packy (Oregon State) and Tali (currently at Washington State). Trained with Eagles TE Chad Lewis in the off-season in Provo, UT. Graduated with degree in history. Born 11/20/77 in Provo, UT. He and his wife, Dana, have a son, Justice (2/19/02).



ARTIS HICKS

T 6-4 303

A versatile lineman, he was a four-year starter at Memphis (44 consecutive starts). Was a freshman All-American and two-time All-Conference USA selection. Played guard as a freshman and was switched to tackle for two seasons before manning the guard position once again as a senior. Did not allow a sack as a senior while providing 14 touchdown resulting blocks. Competed against top-ranked DTs as a senior in Tennessee's John Henderson and Albert Haynesworth and UAB's Eddie Freeman and held his own (all three were selected in the top 45 picks of the 2002 draft). Majored in business. Played both offensive and defensive tackle at Central-Merry HS in Jackson, TN. Also threw the shot put and discus in high school. Relative of former NFL DE Sylvester Hicks, who played for Kansas City from 1978-81. Is the only boy among seven children to Jean and Artis Hicks. Born 11/28/78 in Jackson, TN.



CARLOS JOHNSON

WR 5-9 167

Completed his two-year career at Valdosta State with 108 receptions for 1,519 yards and 13 TDs. Helped the Blazers advance to the Division I-AA quarterfinals in 2001. Spent two seasons at Temple (1998-1999) where he played in 20 games and led the Owls with 51 catches for 520 yards and 4 TDs as a sophomore. Earned four state playoff appearances at Colquitt County (GA) HS. Prepped at Hargrave Military Academy (Chatham, VA). Majored in secondary education. Born on 11/14/77 in Moultrie, GA.



IVORY MCCOY

DE 6-3 240

A four-year letterman at Michigan State, was primarily a tight end but also saw action at outside linebacker and defensive end. Started 20 of 43 games at TE and hauled in 39 receptions for 440 yards for an 11.3 average and 5 TDs. Collected 10 tackles and 4 QB pressures on defense. Shared the Tommy Love Award (Spartans most improved player) as a junior. Was a two-time all-city selection at Simeon HS in Chicago, IL where he played tight end, defensive end, and outside linebacker. Graduated with a degree in family community services. Born 11/12/79 in Chicago, IL.



COREY MCINTYRE

FB 6-0 245

Played in 44 games at West Virginia primarily as a defensive end/linebacker. Collected 171 career tackles, including 105 solo stops and 9 tackles for a loss. As a fullback, rushed just 3 times for 4 yards and also shared kick return duties throughout his career, bringing back 5 kickoffs for 36 yards. Was a three-time all-state performer and two-time conference player of the year at South Fork HS in Indiantown, FL. Earned a B.S. degree in athletic coaching. Born 1/25/79 in Stuart, FL. He resides in Indiantown with daughters Jacayla (12/3/98) and Aundrea (7/27/01) in the offseason.





JASON MCKIE
FB 5-11 239

Started 26 games at fullback in four seasons and was a two-time team captain at Temple. Rushed 169 times for 700 yards and 8 TDs in addition to catching 44 passes for 460 yards and one TD. As a senior, rushed 36 times for 227 yards and 2 TDs and caught 10 passes for 57 yards. Had a career day vs. Navy when he rushed 11 times for 120 yards, including an 80-yard TD scamper, the third longest in school history. Attended Gulf Breeze (FL) HS, where he was the Prep Football Final Player of the Year and won the Florida state class 5A 238-pound weightlifting championship. Is the third cousin of the 76ers G Aaron McKie. Graduated with a B.S. in communications. Born 5/22/80 in Gulf Breeze, FL.



FRANK ROMERO
G 6-4 300

Anchored the Oklahoma offensive line for two-and-a-half seasons after making the switch from defense. Started 29 games at left tackle and allowed just four sacks. Played all 11 games as a true freshman on defense and on special teams. Was a consensus first-team All-Big 12 selection and did not allow a single sack his final year. Led team to 2000 BCS National Championship win while being named to the first team All-Big 12 team. Attended Moore (OK) HS, where he was a two-way starter at DE and TE. Led team to 1997 Class 6A state semifinals. Also lettered in basketball, baseball, and track. Majored in communications. Plays the piano. Born 11/24/79 in Bellflower, CA.



RYAN NIELSEN
DT 6-5 280

In his last three seasons at USC, started 26 games at defensive tackle. Named USC defensive lineman of the year in 1999. Earned time as a DT and DE as a redshirt freshman seeing action in an additional 10 games. Finished career with 107 career stops, 15 for losses, 6 sacks, 1 forced fumble, and 2 fumble recoveries. Lettered in football, basketball, and baseball at Royal HS in Simi Valley, CA. Majored in public policy and management. Enjoys fishing in his spare time. Born on 3/20/79 in Panarama City, CA.



JEREMY SLECHTA
DT 6-6 285

A four-year letterman, he started 17 games for Nebraska, including 13 as a senior. Was a defensive captain and a second-team All-Big 12 selection as a senior when Nebraska posted an 11-2 record and played in the 2001 BCS National Championship Game. Totaled 97 tackles in 38 career games, including 6 sacks and 14 tackles for a loss. Majored in communications. Attended Papillion-LaVista (NE) HS, where he lettered in football and basketball. Born on 5/12/80 in LaVista, NE.



MARCUS ROBEBSON
DT 6-4 285

Spent two seasons at Washington after transferring from Mt. San Antonio College in Walnut, CA. In 23 games (21 starts), tallied 47 tackles, 6 sacks and 9 tackles for a loss. In 1999, earned first-team all-conference honors at Mt. SAC, helping the Mounties to an 8-3 record and an appearance in the Mission Conference Bowl game. Totaled 62 tackles, 15 tackles for loss and 9 sacks that year. Attended Gahr HS in Cerritos, CA. A sociology major. Born 11/29/80 in Bellflower, CA.



LAWRENCE STORY
WR 6-4 205

A two-year starter at Jackson State, he posted 109 catches for 1,866 yards and 17 TDs. Finished his senior year with a career-high 55 receptions for 831 yards and 5 TDs. Earned third-team All-America honors and was an All-Southwestern Athletic Conference selection. Lettered in football as a QB at Phillips (AL) HS. Also excelled in basketball. Graduated with a B.S. in computer science. Born 12/24/78 in Birmingham, AL.



2002 ALPHABETICAL ROSTER (AS OF JUNE 21)



NO	NAME	POS	HT	WT	DOB	NFL	COLLEGE	HOMETOWN	HOW ACQ.
						EXP			
2	Akers, David	K	5-10	200	12/09/74	4	Louisville	Lexington, Ky.	FA-99
56	Barber, Shawn	LB	6-2	237	1/14/75	5	Richmond	Hermitage, Va.	FA-Was-02
88	Bartrum, Mike	TE/LS	6-4	245	6/23/70	9	Marshall	Pomeroy, Oh.	FA-00
24	Bishop, Blaine	SS	5-9	203	7/24/70	10	Ball State	Indianapolis, in.	FA-Ten-02
61	Brock, Raheem	DE	6-4	257	6/10/78	R	Temple	Philadelphia, Pa.	D7-02
85	Brown, Na	WR	6-0	196	2/22/77	4	North Carolina	Reidsville, NC	D4c-99
39	Brown, Sheldon	CB	5-10	196	3/19/79	R	South Carolina	Richburg, SC	D2b-02
74	Brzezinski, Doug	G	6-4	305	3/11/76	4	Boston College	Detroit, Mi.	D3-99
28	Buckhalter, Correll	RB	6-0	222	10/06/78	2	Nebraska	Collins, Ms.	D4-01
59	Burgess, Derrick	LB/DE	6-2	266	8/12/78	2	Mississippi	Greenbelt, Md.	D3-01
55	Caver, Quinton	LB	6-4	230	8/22/78	2	Arkansas	Anniston, Al.	D2-01
3	Cheek, Steve	P	6-4	200	4/18/77	1	Humboldt State	Westfield, NJ	FA-02
42	Cook, Rashard	S	5-11	205	4/18/77	4	USC	San Diego, Ca.	W-Chi-99
29	Crutchfield, Darrel	CB	6-0	177	2/26/79	2	Clemson	Jacksonville, Fl.	FA-01
20	Dawkins, Brian	FS	5-11	200	10/13/73	7	Clemson	Jacksonville, Fl.	D2b-96
10	Detmer, Koy	QB	6-1	195	7/05/73	6	Colorado	San Antonio, Tx.	D7a-97
16	Dickerson, Kori	TE	6-4	240	12/06/78	R	USC	Los Angeles, Ca.	FA-02
82	Douglas, Dameane	WR	6-0	195	3/15/76	4	California	Hanford, Ca.	W-Oak-99
53	Douglas, Hugh	LB/DE	6-2	280	8/23/71	8	Central State (OH)	Mansfield, Oh.	T-NYJ-98
64	Edwards, Steve	T	6-5	350	2/20/79	R	Central Florida	Chicago, Il.	FA-02
77	Elisara, Pita	G/T	6-4	280	11/16/76	1	Indiana	American Samoa	FA-02
51	Emmons, Carlos	LB	6-5	250	9/03/73	7	Arkansas State	Greenwood, Ms.	FA-Pit-00
95	Ena, Justin	LB	6-3	247	11/20/77	R	Brigham Young	Shelton, Wa.	FA-02
14	Feeley, A.J.	QB	6-3	217	5/16/77	2	Oregon	Ontario, Or.	D5b-01
13	Foye, David	WR	6-1	208	6/24/78	1	Marshall	Charleston, WV	FA-02
63	Fraley, Hank	C/G	6-2	300	9/21/77	3	Robert Morris	Gaithersburg, Md.	W-Pit-00
52	Gardner, Barry	LB	6-0	248	12/13/76	4	Northwestern	Harvey, Il.	D2-99
96	Grasmanis, Paul	DT	6-3	298	8/02/74	7	Notre Dame	Jenison, Mi.	FA-Den-00
41	Hampton, William	CB	5-10	190	3/07/75	2	Murray State	Little Rock, Ark.	FA-00
31	Harris, Al	CB	6-1	185	12/07/74	5	Texas A&M-Kingsville	Pompano Beach, Fl.	W-TB-98
54	Harrison, Tyreo	LB	6-2	238	5/15/80	R	Notre Dame	Sulphur Springs, Tx.	D6-02
33	Hart, Clinton	FS	6-0	205	7/20/77	1	Central Florida C.C.	Bushnell, Fl.	FA-02
11	Hasselbeck, Tim	QB	6-1	211	4/6/78	1	Boston College	Westwood, Ma.	FA-02
77	Hicks, Artis	T	6-4	303	11/28/78	R	Memphis State	Jackson, Tn.	FA-02
18	Johnson, Carlos	WR	5-9	167	11/14/79	R	Valdosta State	Moultrie, Ga.	FA-02
27	Jones, Julian	FS	6-0	190	6/08/78	2	Missouri	Oklahoma City, Ok.	FA-01
94	Kalu, N.D.	DE	6-3	265	8/03/75	6	Rice	San Antonio, Tx.	FA-Was-01
7	Landeta, Sean	P	6-0	215	1/06/62	18	Towson State	Towson, Md.	FA-GB-99
67	Ledford, Dwayne	C/G	6-4	295	11/2/76	1	East Carolina	Marion, NC	FA-02
89	Lewis, Chad	TE	6-6	252	10/05/71	5	Brigham Young	Orem, Ut.	W-StL-99
32	Lewis, Michael	SS	6-1	211	4/29/80	R	Colorado	Richmond, Tx.	D2a-02
38	Martin, Cecil	FB	6-0	235	7/08/75	4	Wisconsin	Evanson, Il.	D6a-99
71	Mayberry, Jermane	G/T	6-4	325	8/29/73	7	Texas A&M-Kingsville	Floresville, Tx.	D1-96
73	McCoy, Ivory	DE	6-3	240	1/12/79	R	Michigan State	Chicago, Il.	FA-02
18	McDonald, Brian	WR/KR	5-9	175	2/21/77	1	Louisville	Louisville, Ky.	FA-02
47	McIntyre, Corey	FB	6-0	245	1/25/79	R	West Virginia	Indiantown, Fl.	FA-02
37	McKie, Jason	FB	5-11	239	5/22/80	R	Temple	Gulf Breeze, Fl.	FA-02
5	McNabb, Donovan	QB	6-2	226	11/25/76	4	Syracuse	Chicago, Il.	D1-99
8	Meng, Eric	K	6-1	192	11/29/74	1	Georgia Southern	Jupiter, Fl.	FA-02
17	Milons, Freddie	WR	5-11	190	6/27/80	R	Alabama	Starkville, Ms.	D5-02
30	Mitchell, Brian	RB/KR	5-10	221	8/18/68	13	SW Louisiana	Plaquemine, La.	FA-00
84	Mitchell, Freddie	WR	5-11	184	11/28/78	2	UCLA	Lakeland, Fl.	D1-01
68	Moore, Josh	T	6-4	317	5/25/78	1	Furman	Clinton, SC	FA-02
19	Morey, Sean	WR	5-11	200	2/26/76	2	Brown	Marshfield, Ma.	FA-01
91	Nielsen, Ryan	DT	6-5	280	3/20/79	R	USC	Simi Valley, Ca.	FA-02
50	Parry, Josh	LB	6-2	250	4/5/78	1	San Jose State	Sonora, Ca.	FA-02
62	Peters, Scott	C/G	6-3	300	11/23/78	R	Arizona State	Pleasanton, Ca.	D4-02



M E D I A G U I D E

		NFL							
NO	NAME	POS	HT	WT	DOB	EXP	COLLEGE	HOMETOWN	HOW ACQ.
87	Pinkston, Todd	WR	6-2	174	4/23/77	3	Southern Mississippi	Forest, Ms.	D2a-00
34	Reader, Jamie	FB	6-0	238	5/04/74	2	Akron	Monessen, Pa.	W-NYJ-01
58	Reese, Ike	LB	6-2	222	10/16/73	5	Michigan State	Cincinnati, Oh.	D5-98
93	Roberson, Marcus	DT	6-4	285	11/29/80	R	Washington	Compton, Ca.	FA-02
75	Rogers, Kendrick	T	6-5	311	10/10/76	1	Alabama A&M	Mobile, Al.	FA-01
73	Romero, Frank	G	6-4	300	11/24/79	R	Oklahoma	Moore, Ok.	FA-02
69	Runyan, Jon	T	6-7	330	11/27/73	7	Michigan	Flint, Mi.	FA-Ten-00
86	Scott, Gari	WR	6-0	191	6/02/78	3	Michigan State	Riviera Beach, Fl.	D4-00
16	Scott, Sean	WR	6-2	190	9/25/78	1	Millersville	Philadelphia, Pa.	FA-01
26	Sheppard, Lito	CB	5-10	194	4/08/81	R	Florida	Jacksonville, Fl.	D1-02
90	Simon, Corey	DT	6-2	293	3/02/77	3	Florida State	Pompano Beach, Fl.	D1-00
79	Slechta, Jeremy	DT	6-6	285	5/12/80	R	Nebraska	LaVista, Ne.	FA-02
25	Smart, Rod	RB	5-11	201	1/09/77	2	Western Kentucky	Lakeland, Fl.	FA-01
22	Staley, Duce	RB	5-11	220	2/27/75	6	South Carolina	Columbia, SC	D3-97
81	Stewart, Tony	TE	6-5	260	8/09/79	2	Penn State	Allentown, Pa.	D5a-01
19	Story, Lawrence	WR	6-4	205	12/24/78	R	Jackson State	Birmingham, Al.	FA-02
57	Strohmeier, Dax	LB	6-4	235	1/31/77	1	Rutgers	Upper Saddle River, NJ	FA-01
21	Taylor, Bobby	CB	6-3	216	12/28/73	8	Notre Dame	Longview, Tx.	D2a-95
78	Thomas, Hollis	DT	6-0	306	1/10/74	7	Northern Illinois	St. Louis, Mo.	FA-96
72	Thomas, Tra	T	6-7	349	11/20/74	5	Florida State	Deland, Fl.	D1-98
83	Thomason, Jeff	TE	6-5	255	12/30/69	10	Oregon	Newport Beach, Ca.	T-GB-00
80	Thomson, James	WR	6-0	200	4/28/75	6	Missouri Southern	Denver, Co.	FA-Was-01
23	Vincent, Troy	CB	6-1	200	6/08/71	11	Wisconsin	Trenton, NJ	TFA-Mia-96
97	Walker, Darwin	DT	6-3	294	6/15/77	3	Tennessee	Walterboro, SC	W-Arz-00
76	Welbourn, John	G/T	6-5	318	3/30/76	4	California	Palos Verdes, Ca.	D4a-99
36	Westbrook, Brian	RB/KR	5-8	200	9/02/79	R	Villanova	Ft. Washington, Md.	D3-02
98	Whiting, Brandon	DE/DT	6-3	285	7/30/76	5	California	Long Beach, Ca.	D4a-98
66	Williams, Bobbie	G	6-3	320	9/25/76	3	Arkansas	Jefferson, Tx.	D2b-00

NO	NAME	POS	NO	NAME	POS	NO	NAME	POS
2	Akers, David	K	33	Hart, Clinton	FS	73	McCoy, Ivory	DE
3	Cheek, Steve	P	34	Reader, Jamie	FB	73	Romero, Frank	G
5	McNabb, Donovan	QB	36	Westbrook, Brian	RB/KR	74	Brzezinski, Doug	G
7	Landeta, Sean	P	37	McKie, Jason	FB	75	Rogers, Kendrick	T
8	Meng, Eric	K	38	Martin, Cecil	FB	76	Welbourn, John	G/T
10	Detmer, Koy	QB	39	Brown, Sheldon	CB	77	Elisara, Pita	G/T
11	Hasselbeck, Tim	QB	41	Hampton, William	CB	77	Hicks, Artis	T
13	Foye, David	WR	42	Cook, Rashard	S	78	Thomas, Hollis	DT
14	Feeley, A.J.	QB	47	McIntyre, Corey	FB	79	Slechta, Jeremy	DT
16	Dickerson, Kori	TE	50	Parry, Josh	LB	80	Thrash, James	WR
16	Scott, Sean	WR	51	Emmons, Carlos	LB	81	Stewart, Tony	TE
17	Milons, Freddie	WR	52	Gardner, Barry	LB	82	Douglas, Dameane	WR
18	Johnson, Carlos	WR	53	Douglas, Hugh	LB/DE	83	Thomason, Jeff	TE
18	McDonald, Brian	WR/KR	54	Harrison, Tyreo	LB	84	Mitchell, Freddie	WR
19	Morey, Sean	WR	55	Caver, Quinton	LB	85	Brown, Na	WR
19	Story, Lawrence	WR	56	Barber, Shawn	LB	86	Scott, Gari	WR
20	Dawkins, Brian	FS	57	Strohmeier, Dax	LB	87	Pinkston, Todd	WR
21	Taylor, Bobby	CB	58	Reese, Ike	LB	88	Bartrum, Mike	TE/LS
22	Staley, Duce	RB	59	Burgess, Derrick	LB/DE	89	Lewis, Chad	TE
23	Vincent, Troy	CB	61	Brock, Raheem	DE	90	Simon, Corey	DT
24	Bishop, Blaine	SS	62	Peters, Scott	C/G	91	Nielsen, Ryan	DT
25	Smart, Rod	RB	63	Fraleigh, Hank	C/G	93	Roberson, Marcus	DT
26	Sheppard, Lito	CB	64	Edwards, Steve	T	94	Kalu, N.D.	DE
27	Jones, Julian	FS	66	Williams, Bobbie	G	95	Ena, Justin	LB
28	Buckhalter, Correll	RB	67	Ledford, Dwayne	C/G	96	Grasmanis, Paul	DT
29	Crutchfield, Darrel	CB	68	Moore, Josh	T	97	Walker, Darwin	DT
30	Mitchell, Brian	RB/KR	69	Runyan, Jon	T	98	Whiting, Brandon	DE/DT
31	Harris, Al	CB	71	Murray, Iermane	G/T			
32	Lewis, Michael	SS	72	Thomas, Tra	T			



2001

PHILADELPHIA EAGLES STATISTICS



RECORD: 11-5, 1ST IN NFC EAST
HEAD COACH: ANDY REID

DATE	W/L	SCORE	OPPONENT	ATT.
S-09	L	17-20	ST. LOUIS	66,243
S-23	W	27-3	AT SEATTLE	62,826
S-30	W	40-18	DALLAS	66,621
O-07	L	20-21	ARIZONA	66,360
O-22	W	10-9	AT NY GIANTS	78,821
O-28	L	10-20	OAKLAND	65,342
N-04	W	21-7	AT ARIZONA	33,430
N-11	W	48-17	MINNESOTA	65,638
N-18	W	36-3	AT DALLAS	63,204
N-25	L	3-13	WASHINGTON	65,666
N-29	W	23-10	AT KANSAS CITY	77,087
D-09	W	24-14	SAN DIEGO	65,438
D-16	W	20-6	AT WASHINGTON	84,936
D-22	L	3-13	AT SAN FRANCISCO	68,124
D-30	W	24-21	NY GIANTS	65,885
J-06	W	17-13	AT TAMPA BAY	65,541
NFC WILD CARD				
J-12	W	31-9	TAMPA BAY	65,847
NFC DIVISIONAL PLAYOFF				
J-19	W	33-19	AT CHICAGO	66,944
NFC CHAMPIONSHIP				
J-27	L	24-29	AT ST. LOUIS	66,502

TEAM STATISTICS	EAGLES	OPP.				
TOTAL FIRST DOWNS	256	262				
RUSHING	90	88				
PASSING	146	150				
PENALTY	20	24				
3RD DOWN: MADE/ATT	68/220	71/232				
3RD DOWN PCT.	30.9	30.6				
4TH DOWN: MADE/ATT	9/13	7/13				
4TH DOWN PCT.	69.2	53.8				
POSSESSION AVG.	28:39	31:21				
TOTAL NET YARDS	4923	4701				
AVG. PER GAME	307.7	293.8				
TOTAL PLAYS	974	1017				
AVG. PER PLAY	5.1	4.6				
NET YARDS RUSHING	1778	1837				
AVG. PER GAME	111.1	114.8				
TOTAL RUSHES	412	455				
NET YARDS PASSING	3145	2864				
AVG. PER GAME	196.6	179.0				
SACKED/YARDS LOST	40/282	45/283				
GROSS YARDS	3427	3147				
ATT./COMPLETIONS	522/300	517/288				
COMPLETION PCT.	57.5	55.7				
HAD INTERCEPTED	14	14				
PUNTS/AVERAGE	97/43.5	104/40.6				
NET PUNTING/AVG.	97/36.4	104/34.6				
PENALTIES/YARDS	100/768	85/741				
FUMBLES/BALL LOST	20/10	39/19				
TOUCHDOWNS	38	20				
RUSHING	6	6				
PASSING	27	13				
RETURNS	5	1				
SCORE BY PERIODS						
	Q1	Q2	Q3	Q4	OT	PTS
EAGLES	58	144	40	101	0	343
OPPONENTS	50	72	30	53	3	208

PASSING	ATT	CMP	YDS	CMP%	Yd/At	TD	TD%	INT	INT%	LONG	SACKS	RATING
McNABB	493	285	3233	57.8	6.56	25	5.1	12	2.4	64	39/273	84.3
DEIMER	14	5	51	35.7	3.64	0	0.0	1	7.1	16	1/9	17.3
FEELEY	14	10	143	71.4	10.21	2	14.3	1	7.1	27	0/0	114.0
F. MITCHELL	1	0	0	0.0	0.00	0	0.0	0	0.0	0	0/0	39.6
EAGLES	522	300	3427	57.5	6.57	27	5.2	14	2.7	64	40/282	83.4
OPPONENTS	517	288	3147	55.7	6.09	13	2.5	14	2.7	76	45/283	71.0

RUSHING	NO.	YDS	AVG	LONG	TD
STALEY	166	604	3.6	44	2
BUCKHALTER	129	586	4.5	48	2
McNABB	82	482	5.9	33	2
THRASH	6	57	9.5	24	0
MARTIN	9	27	3.0	8	0
B. MITCHELL	7	9	1.3	11	0
DEIMER	8	6	0.8	14	0
SMART	2	6	3.0	6	0
PINKSTON	1	5	5.0	5	0
F. MITCHELL	2	-4	-2.0	12	0
EAGLES	412	1778	4.3	48	6
OPPONENTS	455	1837	4.0	80	6

RECEIVING	NO.	YDS	AVG	LONG	TD
THRASH	63	833	13.2	64	8
STALEY	63	626	9.9	46	2
PINKSTON	42	586	14.0	62	4
LEWIS	41	422	10.3	33	6
MARTIN	24	124	5.2	17	2
F. MITCHELL	21	283	13.5	29	1
BUCKHALTER	13	130	10.0	26	0
BROWN	7	95	13.6	18	0
B. MITCHELL	6	122	20.3	56	0
D. DOUGLAS	5	77	15.4	27	2
STEWART	5	52	10.4	15	1
THOMASON	5	33	6.6	11	0
SCOTT	2	26	13.0	18	0
READER	2	14	7.0	11	0
BARTRUM	1	4	4.0	4	1
EAGLES	300	3427	11.4	64	27
OPPONENTS	288	3147	10.9	76	13

INT'S	NO.	YDS	AVG	LONG	TD
VINCENT	3	0	0.0	0	0
TROTTER	2	64	32.0	50	1
HARRIS	2	22	11.0	14	0
DAWKINS	2	15	7.5	15	0
MOORE	2	2	1.0	2	0
HAMPTON	1	33	33.0	33	1
COOK	1	11	11.0	11	0
TAYLOR	1	5	5.0	5	0
EAGLES	14	152	10.9	50	2
OPPONENTS	14	99	7.1	25	0

PUNTING	NO.	YDS	AVG	TB	IN	LG	B
LANDETA	97	4221	43.5	10	26	64	0
EAGLES	97	4221	43.5	10	26	64	0
OPPONENTS	104	4225	40.6	34.6	6	26	61
PUNT RETURNS	RET	FC	YDS	AVG	LG	TD	
B. MITCHELL	39	22	467	12.0	54	0	
BROWN	5	0	30	6.0	11	0	
COOK	0	0	11	-	11	0	
EAGLES	44	22	508	11.5	54	0	
OPPONENTS	56	16	488	8.7	30	0	
FGS	1-19	20-29	30-39	40-49	50+		
AKERS	1/1	6/6	14/15	7/10	1/1		
EAGLES	1/1	6/6	14/15	7/10	1/1		
OPPONENTS	0/0	9/9	9/11	8/11	2/2		

KICKOFF RETURNS	NO.	YDS	AVG	LG	TD
B. MITCHELL	41	1025	25.0	94	1
THRASH	5	101	20.2	34	0
D. DOUGLAS	2	32	16.0	18	0
BUCKHALTER	1	28	28.0	28	0
LEWIS	0	-10	-	-10	0
REESE	0	-11	-	-11	0
EAGLES	49	1165	23.8	94	1
OPPONENTS	67	1430	21.3	59	0

SCORING	TD	RU	PA	RT	PAT	FG	S	PTS
AKERS	0	0	0	0	37/38	26/31	0	115
THRASH	8	0	8	0	0	0	0	48
LEWIS	6	0	6	0	0	0	0	36
PINKSTON	4	0	4	0	0	0	0	24
STALEY	4	2	2	0	0	0	0	24
BUCKHALTER	2	2	0	0	0	0	0	12
D. DOUGLAS	2	0	2	0	0	0	0	12
MARTIN	2	0	2	0	0	0	0	12
McNABB	2	2	0	0	0	0	0	12
BARTRUM	1	0	1	0	0	0	0	6
DAWKINS	1	0	1	0	0	0	0	6
HAMPTON	1	0	1	0	0	0	0	6
B. MITCHELL	1	0	1	0	0	0	0	6
F. MITCHELL	1	0	1	0	0	0	0	6
MOORE	1	0	1	0	0	0	0	6
STEWART	1	0	1	0	0	0	0	6
TROTTER	1	0	1	0	0	0	0	6
EAGLES	38	6	27	5	37/38	26/31	0	343
OPPONENTS	20	6	13	1	17/17	23/32	0	208

2-PT. CONVERSIONS: EAGLES 0-0, OPP. 1-3
AKERS: (50G) (48G,49N,21G) (40G,19G) (42G,28G) (44N,25G) (34G) (1) (36G,21G) (24G,46G,26G,28G,30G) (49G) (24G,33G,38G) (37G)(40G,50G) (20G) (43N,35G) (34N,47G,50N) (24G, 21G,24G,49N) (42G,32G) (1) (43G) (47N,41N,30G) (37N, 43G, 32G) (29G) (34N,37N) (39N,47G,25G,48N) (21G, 32G) (25G,32G) (42G,23G)

LEADING TACKLERS: TROTTER 164, CALDWELL 140, EMMONS 110, DAWKINS 106, MOORE 105, VINCENT 79, H. THOMAS 70, SIMON 53, H. DOUGLAS 53, BURGESS 51

SACKS: H. DOUGLAS 9.5, SIMON 7.5, BURGESS 6.0, TROTTER 3.5, CALDWELL 3.0, KAUJ 3.0, WHITING 2.5, GRASMANIS 2.0, DAWKINS 1.5, VINCENT 1.5, COOK 1.0, EMMONS 1.0, MOORE 1.0, TAYLOR 1.0, DA. WALKER 1.0, EAGLES 45.0, OPPONENTS 40.0

USUAL STARTERS

WR	TODD PINKSTON	LDE	B. WHITING (12)
LT	TRA THOMAS	LDT	COREY SIMON
LG	JOHN WELBOURN	RDT	HOLLIS THOMAS
C	HANK FRALEY	RDE	HUGH DOUGLAS
RG	BERNARD MAYBERRY	WILL	MIKE CALDWELL
RT	ION RUWEN	MLB	JEREMIAH TROTTER
TE	CHAD LEWIS	SAM	CARLOS EMMONS
WR	JAMES THRASH	LCB	TROY VINCENT
QB	DONOVAN McNABB	RCB	BOBBY TAYLOR
RB	DUCE STALEY (10)	SS	DAMON MOORE
FB	C. BUCKHALTER (5)	FS	BRIAN DAWKINS
FB	CECIL MARTIN		

PRO BOWL SELECTIONS: K DAVID AKERS, FS BRIAN DAWKINS, DE HUGH DOUGLAS, TE CHAD LEWIS, QB DONOVAN McNABB, LT TRA THOMAS, LB JEREMIAH TROTTER, CB TROY VINCENT



2001 INDIVIDUAL DEFENSIVE STATISTICS



PLAYER	TACKLES			FOR QUARTERBACK							
	TOTAL	SOLO	ASST	LOSS	SACKS	HUR	INT	KD	FF	FR	
TROTTER, LB	164	103	61	9	3.5	2	2	7	1	1	
CALDWELL, LB	140	73	67	5	3	4	0	7	0	0	
EMMONS, LB	110	61	49	4	1	8	0	2	0	0	
DAWKINS, FS	106	55	51	3	1.5	20	2	11	2	2	
MOORE, SS	105	61	44	5	1	10	2	2	2	4	
VINCENT, CB	79	50	29	0	1.5	1	3	22	2	0	
H.THOMAS, DT	70	42	28	2	0	8	0	3	4	1	
SIMON, DT	53	38	15	8	7.5	21	0	3	2	0	
H.DOUGLAS, DE	53	34	19	3	9.5	27	0	0	2	0	
BURGESS, DE	51	30	21	4	6	11	0	0	0	1	
TAYLOR, CB	44	31	13	2	1	3	1	15	3	3	
WHITING, DE/DT	32	22	10	2	2.5	14	0	1	2	3	
GARDNER, LB	23	9	14	1	0	1	0	0	0	0	
GRASMANIS, DT	22	12	10	3	2	13	0	0	0	0	
HARRIS, CB	21	17	4	0	0	1	2	8	0	0	
REESE, LB	20	16	4	0	0	0	0	2	1	0	
KALU, DE	20	12	8	1	3	8	0	0	0	0	
CAVER, LB	12	7	5	1	0	1	0	0	0	0	
COOK, SS	12	7	5	0	1	1	1	1	1	0	
WALKER, DT	8	5	3	1	1	7	0	0	0	0	
HAUCK, S	8	5	3	0	0	0	0	0	0	0	
HAMPTON, CB	7	5	2	0	0	0	1	1	0	0	
CRUTCHFIELD, CB	3	1	2	0	0	0	0	0	0	0	
HAMITER, DE	2	1	1	0	0	1	0	1	0	0	
TOTALS	1165	697	468	54	45	162	14	86	22	15	

INTERCEPTIONS: (14)

Vincent (3) - 1-0 vs. STL, 1-0 vs. Min., 1-0 vs. SD
 Dawkins (2) - 2-15 at Wash.
 Trotter (2) - 1-14 at Arz., 1-5ot at Dal.
 Harris (2) - 1-14 vs. Dal., 1-8 at KC
 Moore (2) - 1-0 vs. STL, 1-0 Arz.
 Hampton (1) - 1-33t at Dal., Taylor (1) - 1-5 vs. SD, Cook (1) - 1-11 at TB

QUARTERBACK SACKS: (45)

H.Douglas (9.5) - 1 vs. STL, 1 vs. Dal., 1 at NYG, 2 at Arz., 2.5 vs. Min., 1 vs. Wash., 1 vs. NYG
 Simon (7.5) - 1 vs. STL, 1 at Sea., 0.5 at Dal., 2 vs. Wash., 2 at KC, 1 at Wash.
 Burgess (6.0) - 1 at Sea., 1 at NYG, 1 at Dal., 2 vs. SD, 1 at TB
 Caldwell (3.0) - 1 vs. STL, 1 vs. Oak., 1 at SF
 Whiting (2.5) - 2 at Sea., 0.5 vs. Dal.
 Trotter (3.5) - 1 at Sea., 1 at NYG, 0.5 vs. Min., 1 vs. NYG
 Kalu (3.0) - 1 at Arz., 1 at SF, 1 at TB, Grasmanis (2.0) - 1 vs. Arz., 1 vs. Min.,
 Dawkins (1.5) - 1 at Sea., 0.5 vs. Dal., Vincent (1.5) - 1.5 at Dal.,
 Taylor (1.0) - 1 vs. STL, Emmons (1.0) - 1 at Sea., Cook (1.0) - 1 vs. Min.,
 Moore (1.0) - 1 vs. Min., Walker (1.0) - 1 at TB

SINGLE GAME BESTS IN 2001

Tackles: 15 twice by Jeremiah Trotter at NYG and vs. NYG
 Solo Tackles: 13 by Jeremiah Trotter vs. NYG
 Assisted Tackles: 8 (twice) by Brian Dawkins at Arz. and by Barry Gardner at TB
 Tackles for Loss: 4 by Corey Simon vs. Dal.
 Sacks: 2.5 by Hugh Douglas vs. Min.
 Interceptions: 2 by Brian Dawkins at Wash.
 Passes Defended: 4 by Bobby Taylor vs. Dal.
 Forced Fumbles: 2 (twice) 2 by Bobby Taylor at Sea., 2 by Brian Dawkins vs. SD
 Fumble Recoveries: 1 (8 times)
 Special Teams Tackles: 5 by Barry Gardner at Sea.

PLAYER	SPECIAL TEAMS							
	Tkls	Blk	1st	FF	FR	BP	PTS	
COOK	25	106	18	2	1	8	245	
GARDNER	28	99	19	0	0	6	211	
REESE	20	87	15	2	0	6	191	
D. DOUGLAS	17	19	31	0	0	8	144	
BARTRUM	12	70	15	0	0	4	139	
THOMASON	14	81	6	1	0	5	133	
HAUCK	21	40	11	0	1	4	124	
HAMPTON	11	27	23	0	0	7	121	
READER	13	55	8	1	1	3	108	
MOORE	16	32	5	0	0	5	99	
AKERS	6	1	0	0	0	21	87	
BUCKHALTER	11	22	16	1	1	3	81	
KALU	0	19	1	0	0	5	73	
B. MITCHELL	5	12	7	0	0	10	64	
BRZEZINSKI	0	58	0	0	0	0	58	
FRALEY	0	56	0	0	0	0	56	
BURGESS	1	31	0	0	0	4	51	
HARRIS	0	51	0	0	0	0	50	
MAYBERRY	0	49	0	0	0	0	49	
SMART	2	0	16	0	0	1	44	
CALDWELL	8	11	0	0	0	3	43	
RUNYAN	0	32	0	0	0	1	41	
WHITING	1	18	0	0	0	3	36	
WALKER	1	30	1	0	0	0	35	
MARTIN	2	28	1	0	0	3	35	
WELBOURN	0	34	0	0	0	0	34	
CAVER	5	31	4	0	0	4	31	
LANDETA	1	2	0	0	0	6	28	
DAWKINS	0	21	0	0	0	1	25	
T. THOMAS	0	22	0	0	0	0	22	
STEWART	1	20	1	0	0	0	22	
H. THOMAS	0	7	0	0	0	1	21	
LEWIS	0	20	0	0	0	0	20	
SIMON	0	4	0	0	0	1	18	
G. SCOTT	0	6	6	0	0	0	18	
GRASMANIS	0	7	0	0	0	1	15	
VINCENT	0	5	0	0	0	2	13	
DETMER	0	1	0	0	0	3	13	
CRUTCHFIELD	0	6	3	0	0	0	12	
TAYLOR	1	7	0	0	0	1	6	
F. MITCHELL	0	0	0	0	0	1	4	
TOTALS	222	1242	207	7	4	131	2634	

BLOCKED PUNT: KALU (1) vs. DAL.
 BLOCKED FG: RUNYAN (1) at DAL., H. THOMAS (1) vs. SD

Special Teams Key: tkls (total tackles), blk (blocks), 1st (first man downfield in coverage), ff (forced fumbles), fr (fumbles recovered), bp (big plays), pts (production points as graded by coaching staff)



2001 PLAYOFF STATISTICS



DATE	W/L	SCORE	OPPONENT	ATT.
NFC WILD CARD				
1-12	W	31-9	TAMPA BAY	65,847
NFC DIVISIONAL PLAYOFF				
1-19	W	33-19	AT CHICAGO	66,944
NFC CHAMPIONSHIP				
1-27	L	24-29	AT ST. LOUIS	66,502

TEAM STATISTICS	EAGLES	OPP.
TOTAL FIRST DOWNS	52	48
RUSHING	20	18
PASSING	30	26
PENALTY	2	4
3RD DOWN: MADE/ATT	14/40	17/41
3RD DOWN PCT.	35.0	41.5
4TH DOWN: MADE/ATT	2/4	0/1
4TH DOWN PCT.	50.0	0.0
POSSESSION AVG.	10:20	29:40
TOTAL NET YARDS	926	813
AVG. PER GAME	308.7	271.0
TOTAL PLAYS	185	175
AVG. PER PLAY	5.0	4.6
NET YARDS RUSHING	345	335
AVG. PER GAME	115.0	111.7
TOTAL RUSHES	82	80
NET YARDS PASSING	581	478
AVG. PER GAME	193.7	159.3
SACKED/YARDS LOST	8/46	4/25
GROSS YARDS	627	503
ATT./COMPLETIONS	95/60	91/55
COMPLETION PCT.	63.2	60.4
HAD INTERCEPTED	3	7
PUNTS AVERAGE	14/39.2	13/41.1
NET PUNTING AVG.	14/36.1	13/36.7
PENALTIES/YARDS	15/134	11/71
FUMBLES/BALL LOST	2/1	4/1
TOUCHDOWNS	10	5
RUSHING	4	3
PASSING	5	1
RETURNS	1	1

SCORE BY PERIODS	Q1	Q2	Q3	Q4	OT	PTS
EAGLES	12	35	14	27	0	88
OPPONENTS	13	16	16	12	0	57

SCORING	TD	RU	PA	RT	PAT	FG	S	PTS
AKERS	0	0	0	0	10/10	6/6	0	28
STALEY	3	1	2	0	0	0	0	18
MCNABB	2	2	0	0	0	0	0	12
BUCKHALTER	1	1	0	0	0	0	0	6
LEWIS	1	0	1	0	0	0	0	6
MARTIN	1	0	1	0	0	0	0	6
MOORE	1	0	0	1	0	0	0	6
PINKSTON	1	0	1	0	0	0	0	6
EAGLES	10	4	5	1	10/10	6/6	0	88
OPPONENTS	5	3	1	1	4/4	7/8	1	57

2-PT. CONVERSIONS: EAGLES 0-0, OPP. 0-1

SACKS: H. DOUGLAS 2.0, BURGESS 1.0, COOK 1.0, EAGLES 4.0, OPPONENTS 8.0

FGS	1-19	20-29	30-39	40-49	50+
AKERS	0/0	2/2	1/1	3/3	0/0
EAGLES	0/0	2/2	1/1	3/3	0/0
OPPONENTS	0/0	2/2	4/4	1/1	0/1

AKERS: (26G) (34G,23G,40G,46G) (46G)
 OPPONENTS: (36G,32G,27G) (38G)
 (27G,53N,39G,41G)

RUSHING	NO.	YDS	AVG	LONG	TD
STALEY	44	139	3.2	20	1
MCNABB	16	120	7.5	39	2
BUCKHALTER	18	110	6.1	31	1
READER	1	-1	-1.0	1	0
THRASH	2	-3	-1.5	2	0
LANDETA	1	-20	-20.0	-20	0
EAGLES	82	345	4.2	39	4
OPPONENTS	80	335	4.2	47	3

RECEIVING	NO.	YDS	AVG	LONG	TD
STALEY	17	139	8.2	23	2
LEWIS	12	145	12.1	33	1
THRASH	11	151	13.7	43	0
PINKSTON	8	93	11.6	41	1
BUCKHALTER	4	26	6.5	9	0
MARTIN	3	18	6.0	13	1
F. MITCHELL	3	16	5.3	8	0
THOMASON	2	39	19.5	30	0
EAGLES	60	627	10.5	43	5
OPPONENTS	55	503	9.1	46	1

INT'S	NO.	YDS	AVG	LONG	TD
MOORE	3	77	25.7	59	1
COOK	1	15	15.0	15	0
DAWKINS	1	0	0.0	0	0
EMMONS	1	0	0.0	0	0
VINCENT	1	0	0.0	0	0
EAGLES	7	92	13.1	59	1
OPPONENTS	3	48	16.0	39	1

PASSING	ATT	CMP	YDS	CMP%	Yd/At	TD	TD%	INT	INT%	LONG	SACKS	RATING
McNabb	95	60	627	63.2	6.60	5	5.3	3	3.2	43	8/46	86.6
EAGLES	95	60	627	63.2	6.60	5	5.3	3	3.2	43	8/46	86.6
OPPONENTS	91	55	503	60.4	5.53	1	1.1	7	7.7	46	4/25	47.1

DEFENSIVE STATS

PLAYER	TACKLES			FOR LOSS	QUARTERBACK					
	TOTAL	SOLO	ASST		SACKS	HUR	INT	KD	FF	FR
TROTTER, LB	24	21	3	0	0	2	0	1	0	0
CALDWELL, LB	20	16	4	0	0	0	0	0	1	0
DAWKINS, FS	13	12	1	2	0	0	0	1	3	0
SIMON, DT	11	10	1	0	0	0	0	0	0	0
EMMONS, LB	11	8	3	0	0	1	1	2	0	0
VINCENT, CB	11	7	4	1	0	0	0	1	1	0
MOORE, SS	10	8	2	0	0	0	0	3	4	0
H.DOUGLAS, DE	9	8	1	1	2	0	0	0	0	0
GRASMANIS, DT	8	5	3	3	0	0	0	0	0	0
COOK, SS	7	7	0	2	1	0	1	1	1	0
WHITING, DE/DT	7	6	1	1	0	0	0	0	0	0
TAYLOR, CB	6	5	1	1	0	0	0	0	1	0
HARRIS, CB	5	5	0	0	0	0	0	0	2	0
BURGESS, DE	4	4	0	0	1	0	0	0	1	1
HAUCK, S	3	3	0	0	0	0	0	0	0	0
WALKER, DT	2	2	0	1	0	0	0	0	0	0
KALU, DE	1	1	0	0	0	0	0	0	0	0
CAVER, LB	1	1	0	0	0	0	0	0	0	0
TOTALS	153	129	24	12	4	3	7	17	1	0



THE LAST TIME ...



SHUTOUT

By Eagles: 12/1/96 24-0 vs. NY Giants.
By Opponent: 9/26/99 26-0 at Buffalo.

HELD OPPONENT WITHOUT A TOUCHDOWN

By Eagles: 1/12/02 Eagles win vs. Tampa Bay 31-9 (3 FGs).
By Opponent: 12/22/01 49ers win at San Francisco, 13-3 (1 FG).

SAFETY SCORED

By Eagles: 10/3/99 Charles Johnson tackled Phillippi Sparks in the end zone after Sparks recovered a Jason Sehorn fumble at NY Giants.
By Opponent: 1/19/02 Sean Landeta runs out of te back of the end zone at Chicago.

BLOCKED FIELD GOAL

By Eagles: 11/24/96 Joe Kelly blocked a 31-yard attempt by Kevin Butler at Arizona.
By Opponent: 10/31/99 Christian Peter blocked a 33-yard attempt by Norm Johnson vs. NY Giants.

TOUCHDOWN OFF OF FAKE FIELD GOAL

By Eagles: 12/24/89 Roger Ruzek 22-yard pass to Cris Carter vs. Phoenix.
By Opponent: 12/20/98 Holder Eric Bjornson 7-yard run at Dallas.

BLOCKED PAT

By Eagles: 10/30/88 Reggie White blocked a PAT attempt by Greg Davis vs. Atlanta.
By Opponent: 9/30/01 Flozell Adams blocked a PAT attempt by David Akers vs. Dallas.

MISSED (NOT BLOCKED) PAT

By Eagles: 10/15/00 David Akers at Arizona.
By Opponent: 10/4/98 Jason Elam at Denver.

TWO POINT CONVERSION ATTEMPT

By Eagles: 10/1/00 Torrance Small pass from Donovan McNabb vs. Atlanta (successful).
By Opponent: 1/27/02 Kurt Warner pass intended for Ernie Conwell at St. Louis.

SUCCESSFUL TWO POINT CONVERSION

By Eagles: 10/1/00 Torrance Small pass from Donovan McNabb vs. Atlanta.
By Opponent: 12/30/01 Tiki Barber run vs. NY Giants.

PUNT RETURN FOR A TOUCHDOWN

By Eagles: 9/24/00 Brian Mitchell, 72 yards at New Orleans.
By Opponent: 10/1/00 Tim Dwight, 70 yards vs. Atlanta.

BLOCKED PUNT

By Eagles: 9/30/01 N.D. Kalu blocked Micah Knorr's punt vs. Dallas.
By Opponent: 12/19/99 Larry Whigham blocked Sean Landeta's punt vs. New England.

BLOCKED PUNT RECOVERED FOR TOUCHDOWN

By Eagles: 11/22/92 Ken Rose returned Sean Landeta's blocked punt (blocked by Rose) 3 yards at NY Giants.
By Opponent: 11/10/96 Gabe Northern returned Tom Hutton's blocked punt (blocked by Northern) 18 yards vs. Buffalo.

KICKOFF RETURN FOR A TOUCHDOWN

By Eagles: 11/4/01 Brian Mitchell, 94 yards at Arizona.
By Opponent: 1/7/01 Ron Dixon, 97 yards at NY Giants.

KICKOFF RETURN FOR A TOUCHDOWN TO START A GAME

By Eagles: 11/4/01 Brian Mitchell, 94 yards at Arizona.
By Opponent: 1/7/01 Ron Dixon, 97 yards at NY Giants.

INTERCEPTION RETURN FOR A TOUCHDOWN

By Eagles: 1/12/02 Damon Moore, 59 yards (off QB Brad Johnson) vs. Tampa Bay.
By Opponent: 1/19/02 Jerry Azumah, 39 yards (QB Donovan McNabb) at Chicago.

The Last Time section continues on page 288



2001 PHILADELPHIA EAGLES GAME-BY-GAME OFFENSIVE STATISTICS



DATE	OPP.	First Downs		3rd	4th	Tot. Yds	# of Plays	Rush Att-Yds	PASSING			Pen. #/Yds	Fum. #/Lost	TDs Ru P Rt	FGs M/A	Punting No./Avg	Time/ Poss.	
		Total Ru	Pa						Net Sacks	Yds Att	Cp/Int							
9/09	STL	19	4 15 0	5/15	3/3	71	334	18-57	277	5/35	312	48/32/1	2/20	2/2	0 2 0	1/1	5/40.8	32:44
9/23	SEA	18	6 10 2	8/20	1/1	73	344	31-102	242	5/41	283	37/24/0	5/30	1/1	1 2 0	2/3	5/52.4	32:36
9/30	DAL	14	5 7 2	5/15	1/1	60	276	30-131	145	2/17	162	28/14/0	10/81	5/3	1 3 1	2/2	7/40.6	30:29
10/7	ARZ	19	9 10 0	4/12	0/0	61	440	30-179	261	2/19	280	29/19/1	8/58	2/1	0 2 0	2/2	5/41.1	29:05
10/22	@ NYG	13	5 6 2	2/11	1/1	50	215	20-91	124	4/30	154	26/15/1	7/35	0/0	0 1 0	1/2	6/44.3	24:40
10/28	OAK	11	3 7 1	1/11	0/1	47	195	16-78	117	4/16	133	27/12/0	5/31	1/0	1 0 0	1/1	8/46.0	19:51
11/04	@ ARZ	13	5 8 0	4/14	0/0	58	332	22-113	219	3/19	238	33/19/1	11/92	0/0	0 2 1	0/0	10/47.6	28:55
11/11	MIN	33	17 13 3	4/8	0/0	65	487	35-272	215	1/8	223	29/19/0	2/8	1/1	3 3 0	2/2	2/30.5	31:43
11/18	@ DAL	17	8 7 2	7/17	1/1	67	227	35-98	129	0/0	129	32/16/1	3/22	0/0	0 1 2	5/5	3/47.0	33:40
11/25	WAS	7	3 2 2	3/13	0/2	49	186	22-94	92	0/0	92	27/15/0	7/52	1/0	0 0 0	1/1	7/47.7	22:11
11/29	@ KC	19	4 13 2	4/12	0/0	64	378	36-127	251	2/18	269	26/18/1	5/35	0/0	0 2 0	3/3	5/31.4	35:00
12/09	SD	14	2 12 0	6/19	1/1	71	273	24-63	210	2/11	221	45/22/1	4/30	1/0	0 2 1	1/1	10/41.4	29:28
12/16	@ WAS	11	4 7 0	3/14	1/1	59	287	23-63	224	2/11	235	34/16/3	6/45	2/1	0 2 0	2/2	6/48.8	26:12
12/22	@ SF	12	3 8 1	3/14	0/1	59	292	22-79	213	3/19	232	34/23/1	11/109	2/0	0 0 0	1/1	7/47.9	28:40
12/30	NYG	21	7 11 3	5/13	0/0	66	361	23-120	241	4/29	270	39/21/1	3/25	2/1	0 3 0	1/2	7/36.7	29:40
1/06	@ TB	15	5 10 0	4/12	0/0	54	296	25-111	185	1/9	194	28/15/2	11/95	0/0	0 2 0	1/3	4/40.5	27:18
2001 TOTALS		256	90 146 20	68/220	9/13	974	4923	412-1778	3145	40/282	3427	522/300/14	100/768	20/10	6 27 5	26/31	97/43.5	28:39
1/12	TB	17	7 8 2	5/13	0/0	57	334	29-148	186	3/8	194	25/16/1	7/59	1/0	1 2 1	1/1	6/37.7	30:23
1/19	@ CHI	19	6 13 0	4/15	1/2	73	336	31-87	249	2/3	262	40/26/1	6/60	0/0	1 2 0	4/4	4/41.5	36:07
1/27	@ STL	16	7 9 0	5/12	1/2	55	256	22-110	146	3/25	171	30/18/1	2/15	1/1	2 1 0	1/1	4/39.3	24:30





2001 PHILADELPHIA EAGLES GAME-BY-GAME DEFENSIVE STATISTICS

DATE	OPP.	First Downs			3rd Down	4th Down	Tot. Yds	# of Plays	Rush Att-Yds	PASSING			Pen. #/Yds	Fum. #/Lost	TDs			FGs M/A	Punting No./Avg	Time/Poss.		
		Total	Ru	Pa						Net	Sacks	Yds			Att/Cp/Int	Ru	P				Rt	
9/09	StL	22	4	18	0	6/14	0/0	69	364	23-82	282	4/26	308	42/28/2	7/45	3/0	1	1	0	2/2	6/42.7	35:12
9/23	SEA	9	5	2	2	4/16	0/0	57	147	26-126	21	7/41	62	24/9/0	7/62	2/1	0	0	0	1/1	10/46.6	27:24
9/30	DAL	11	3	4	4	2/16	0/1	62	242	30-181	61	2/16	77	30/11/1	6/50	5/4	0	2	0	2/2	7/34.9	29:31
10/7	ARZ	19	6	10	3	3/12	2/2	61	329	28-97	232	1/6	238	32/18/1	5/40	3/0	0	2	1	0/1	6/40.8	30:55
10/22	@NYG	16	7	8	1	6/17	1/1	67	238	31-96	142	3/20	162	33/21/0	3/31	2/1	0	0	0	3/4	6/42.7	35:20
10/28	OAK	22	12	8	2	7/17	1/2	74	354	47-202	152	1/6	158	26/17/0	7/65	2/0	2	0	2/2	5/45.6	40:09	
11/04	@ARZ	20	1	18	1	2/13	0/1	68	327	24-57	270	3/23	293	41/24/1	1/9	2/1	0	1	0	0/0	10/41.4	31:05
11/11	MIN	16	3	13	0	5/14	2/3	62	301	21-56	245	6/40	285	35/21/1	7/51	4/3	0	2	0	1/1	4/37.0	28:17
11/18	@DAL	11	6	5	0	3/12	1/1	52	213	23-132	81	3/21	102	26/11/2	10/81	2/2	0	0	0	1/3	5/33.8	26:20
11/25	WAS	16	7	7	2	7/17	0/0	65	240	45-155	85	2/11	96	18/12/0	5/41	1/0	1	0	2/3	7/44.9	37:49	
11/29	@KC	18	6	10	2	4/11	0/1	57	291	20-83	208	2/5	213	35/21/1	3/43	2/2	0	1	0	1/1	5/37.2	25:00
12/09	SD	18	4	13	1	6/19	0/0	73	393	27-96	297	2/10	307	44/20/2	7/67	3/2	0	2	0	0/2	7/44.1	30:32
12/16	@WAS	16	8	7	1	3/14	0/1	67	362	29-157	205	2/8	213	36/17/2	7/58	2/1	0	0	2/4	6/37.8	33:48	
12/22	@SF	14	6	6	2	4/12	0/0	56	244	30-117	127	2/9	136	24/14/0	3/15	1/0	0	1	0	2/2	6/41.0	31:20
12/30	NYG	18	6	12	0	3/13	0/0	67	420	26-129	291	2/12	303	39/22/0	6/73	3/1	1	1	0	2/2	8/35.8	30:20
1/06	@TB	16	4	9	3	6/15	0/0	60	236	25-71	165	3/29	194	32/22/1	1/10	2/1	1	0	2/2	6/38.5	32:42	
2001 TOTALS		262	88	150	24	71/232	7/13	1017	4701	455-1837	2864	45/283	3147	517/288/14	85/741	38/19	6	13	1	23/32	104/40.6	31:21
1/12	TB	16	3	11	2	5/12	0/0	61	258	24-63	195	1/7	202	36/22/4	4/28	1/0	0	0	0	3/3	5/41.6	29:37
1/19	@CHI	10	6	2	2	5/14	0/0	47	184	23-111	73	2/16	89	22/11/3	1/5	1/1	1	0	1/1	5/38.2	23:53	
1/27	@StL	22	9	13	0	7/15	0/1	67	371	33-161	210	1/2	212	33/22/0	6/38	2/0	2	1	0	3/4	3/45.0	35:30



2001 GAME-BY-GAME RUSHING STATISTICS



DATE OPP.	DUCE STALEY				CORRELL BUCKHALTER				DONOVAN McNABB				JAMES THRASH			
	ATT	YDS	LG	TD	ATT	YDS	LG	TD	ATT	YDS	LG	TD	ATT	YDS	LG	TD
9/09 StL	9	9	7	0	0	0	0	0	9	48	15	0	0	0	0	0
9/23 SEA	3	12	10	0	18	52	9	0	5	16	15	1	2	9	13	0
9/30 DAL	INACTIVE				20	99	48	1	4	19	16	0	0	0	0	0
10/7 ARZ	INACTIVE				21	134	37	0	3	24	9	0	0	0	0	0
10/22 @ NYG	3	22	16	0	11	34	9	0	6	35	21	0	0	0	0	0
10/28 OAK	3	19	17	1	7	29	12	0	6	30	10	0	0	0	0	0
11/04 @ ARZ	12	49	18	0	4	14	9	0	4	26	13	0	2	24	24	0
11/11 MIN	17	146	44	1	11	66	16	1	3	37	15	1	1	14	14	0
11/18 @ DAL	26	102	18	0	INACTIVE				4	24	14	0	0	0	0	0
11/25 WAS	15	50	7	0	4	5	3	0	3	39	33	0	0	0	0	0
11/29 @ KC	25	80	17	0	2	6	7	0	9	41	15	0	0	0	0	0
12/09 SD	15	21	6	0	1	4	4	0	7	39	11	0	0	0	0	0
12/16 @ WAS	15	36	7	0	1	2	2	0	7	25	15	0	0	0	0	0
12/22 @ SF	15	35	10	0	2	13	11	0	5	31	10	0	0	0	0	0
12/30 NYG	8	23	8	0	7	39	23	0	7	48	18	0	1	10	10	0
1/06 @ TB	INACTIVE				20	89	18	0	0	0	0	0	INACTIVE			
2001 TOTALS	166	604	44	2	129	586	48	2	82	482	33	2	6	57	24	0
CAREER TOTALS	835	3315	64	12	129	586	48	2	215	1424	54	8	17	176	37	0
1/12 TB	15	34	10	0	9	55	25	1	4	57	39	0	1	2	2	0
1/19 @ CHI	18	66	13	0	3	5	2	0	8	37	14	1	0	0	0	0
1/27 @ StL	11	39	20	1	6	50	31	0	4	26	10	1	1	-5	-5	0

DATE OPP.	CECIL MARTIN				BRIAN MITCHELL				KOY DETMER				ROD SMART			
	ATT	YDS	LG	TD	ATT	YDS	LG	TD	ATT	YDS	LG	TD	ATT	YDS	LG	TD
9/09 StL	0	0	0	0	0	0	0	0	0	0	0	0	NOT WITH TEAM			
9/23 SEA	1	8	8	0	2	5	3	0	0	0	0	0	NOT WITH TEAM			
9/30 DAL	5	14	6	0	0	0	0	0	1	-1	-1	0	NOT WITH TEAM			
10/7 ARZ	2	2	3	0	3	14	11	0	0	0	0	0	PRACTICE SQUAD			
10/22 @ NYG	0	0	0	0	0	0	0	0	0	0	0	0	PRACTICE SQUAD			
10/28 OAK	0	0	0	0	0	0	0	0	0	0	0	0	PRACTICE SQUAD			
11/04 @ ARZ	0	0	0	0	0	0	0	0	0	0	0	0	PRACTICE SQUAD			
11/11 MIN	0	0	0	0	0	0	0	0	2	-3	-1	0	PRACTICE SQUAD			
11/18 @ DAL	0	0	0	0	2	-10	-2	0	2	-2	-1	0	PRACTICE SQUAD			
11/25 WAS	0	0	0	0	0	0	0	0	0	0	0	0	0 0 0 0			
11/29 @ KC	0	0	0	0	0	0	0	0	0	0	0	0	INACTIVE			
12/09 SD	0	0	0	0	0	0	0	0	1	-1	-1	0	0 0 0 0			
12/16 @ WAS	0	0	0	0	0	0	0	0	0	0	0	0	0 0 0 0			
12/22 @ SF	0	0	0	0	0	0	0	0	0	0	0	0	0 0 0 0			
12/30 NYG	0	0	0	0	0	0	0	0	0	0	0	0	0 0 0 0			
1/06 @ TB	1	3	3	0	0	0	0	0	2	13	14	0	2 6 6 0			
2001 TOTALS	9	27	8	0	7	9	11	0	8	6	14	0	2	6	6	0
CAREER TOTALS	25	107	23	0	384	1947	85	11	18	32	14	0	2	6	6	0
1/12 TB	0	0	0	0	0	0	0	0	0	0	0	0	INJURED RESERVE			
1/19 @ CHI	0	0	0	0	0	0	0	0	0	0	0	0	INJURED RESERVE			
1/27 @ StL	0	0	0	0	0	0	0	0	0	0	0	0	INJURED RESERVE			

Other rushers: Freddie Mitchell 1-12 vs. Min., 1-(-16) at Dal.; Todd Pinkston 1-5 vs. Arz.



2001 GAME-BY-GAME RECEIVING STATISTICS



DATE OPP.	JAMES THRASH				DUCE STALEY				TODD PINKSTON				CHAD LEWIS			
	REC	YDS	LG	TD	REC	YDS	LG	TD	REC	YDS	LG	TD	REC	YDS	LG	TD
9/09 StL	1	11	11	0	11	81	15	0	7	99	27	0	5	45	14	0
9/23 SEA	10	165	64T	2	1	2	2	0	1	6	6	0	3	13	6	0
9/30 DAL	2	25	21	0	INACTIVE				3	71	44	1	4	43	17T	2
10/7 ARZ	3	42	32	0	INACTIVE				4	90	51	2	4	38	14	0
10/22 @ NYG	6	77	23	1	4	23	9	0	4	39	23	0	1	15	15	0
10/28 OAK	2	9	5	0	2	35	29	0	0	0	0	0	2	27	23	0
11/04 @ ARZ	4	80	54T	2	0	0	0	0	3	15	9	0	4	57	33	0
11/11 MIN	5	52	17T	2	6	85	20	0	2	20	12	0	1	7	7	0
11/18 @ DAL	2	17	13	0	4	31	14	0	2	30	24	0	3	18	8	1
11/25 WAS	4	32	13	0	7	40	8	0	2	11	8	0	0	0	0	0
11/29 @ KC	5	65	34	0	4	66	46T	1	2	37	21	0	1	27	27	0
12/09 SD	5	74	31	0	5	88	37	1	5	17	7	0	4	27	13	1
12/16 @ WAS	2	15	9	0	8	73	22	0	2	77	62T	1	1	25	25	0
12/22 @ SF	5	26	9	0	9	103	46	0	3	51	23	0	1	6	6	0
12/30 NYG	7	143	57T	1	2	-1	3	0	2	23	14	0	7	74	31	2
1/06 @ TB	INACTIVE				INACTIVE				DID NOT PLAY				INACTIVE			
2001 TOTALS	63	833	64T	8	63	626	46T	2	42	586	62T	4	41	422	33	6
CAREER TOTALS	128	1717	64T	11	188	1575	46T	5	52	767	62T	4	130	1339	52	16
1/12 TB	3	32	21	0	2	27	23T	1	5	62	41	0	4	60	33	1
1/19 @ CHI	5	73	43	0	7	54	14	1	2	19	13	0	3	32	14	0
1/27 @ StL	3	46	17	0	8	58	10	0	1	12	12T	1	5	53	14	0

DATE OPP.	CECIL MARTIN				FREDDIE MITCHELL				CORRELL BUCKHALTER				NA BROWN			
	REC	YDS	LG	TD	REC	YDS	LG	TD	REC	YDS	LG	TD	REC	YDS	LG	TD
9/09 StL	6	40	10	2	0	0	0	0	0	0	0	0	2	36	18	0
9/23 SEA	2	6	5	0	INACTIVE				4	50	26	0	1	12	12	0
9/30 DAL	3	14	7	0	1	0	0	0	1	9	9	0	0	0	0	0
10/7 ARZ	1	2	2	0	0	0	0	0	0	0	0	0	2	18	18	0
10/22 @ NYG	0	0	0	0	0	0	0	0	0	0	0	0	0	0	0	0
10/28 OAK	2	7	7	0	1	15	15	0	0	0	0	0	2	29	18	0
11/04 @ ARZ	2	16	10	0	4	62	25	0	1	-1	-1	0	0	0	0	0
11/11 MIN	1	17	17	0	3	38	17	0	0	0	0	0	0	0	0	0
11/18 @ DAL	1	4	4	0	2	15	10	0	INACTIVE				0	0	0	0
11/25 WAS	0	0	0	0	0	0	0	0	1	4	4	0	0	0	0	0
11/29 @ KC	1	3	3	0	3	60	29	0	0	0	0	0	0	0	0	0
12/09 SD	1	-1	-1	0	1	5	5	0	0	0	0	0	0	0	0	0
12/16 @ WAS	0	0	0	0	2	27	23	1	1	18	18	0	0	0	0	0
12/22 @ SF	3	15	9	0	2	31	23	0	0	0	0	0	0	0	0	0
12/30 NYG	1	1	1	0	2	30	15	0	0	0	0	0	0	0	0	0
1/06 @ TB	0	0	0	0	0	0	0	0	5	50	16	0	0	0	0	0
2001 TOTALS	24	124	10	2	21	283	29	1	13	130	26	0	7	95	18	0
CAREER TOTALS	66	365	26	2	21	283	29	1	13	130	26	0	34	363	27	2
1/12 TB	0	0	0	0	0	0	0	0	2	13	8	0	0	0	0	0
1/19 @ CHI	3	18	13T	1	2	14	8	0	2	13	9	0	0	0	0	0
1/27 @ StL	0	0	0	0	1	2	2	0	0	0	0	0	0	0	0	0



2001 GAME-BY-GAME RECEIVING STATISTICS



DATE	OPP.	BRIAN MITCHELL				DAMEANE DOUGLAS				TONY STEWART				JEFF THOMASON			
		REC	YDS	LG	TD	REC	YDS	LG	TD	REC	YDS	LG	TD	REC	YDS	LG	TD
9/09	STL	0	0	0	0	0	0	0	0	INACTIVE				0	0	0	0
9/23	SEA	2	29	26	0	0	0	0	0	INACTIVE				0	0	0	0
9/30	DAL	0	0	0	0	0	0	0	0	INACTIVE				0	0	0	0
10/7	ARZ	3	82	56	0	0	0	0	0	INACTIVE				2	8	7	0
10/22	@ NYG	0	0	0	0	0	0	0	0	INACTIVE				0	0	0	0
10/28	OAK	0	0	0	0	0	0	0	0	INACTIVE				1	11	11	0
11/04	@ ARZ	0	0	0	0	0	0	0	0	INACTIVE				1	9	9	0
11/11	MIN	0	0	0	0	0	0	0	0	INACTIVE				0	0	0	0
11/18	@ DAL	1	11	11	0	0	0	0	0	INACTIVE				0	0	0	0
11/25	WAS	0	0	0	0	0	0	0	0	INACTIVE				1	5	5	0
11/29	@ KC	0	0	0	0	0	0	0	0	2	11	10	1	INACTIVE			
12/09	SD	0	0	0	0	0	0	0	0	0	0	0	0	INACTIVE			
12/16	@ WAS	0	0	0	0	0	0	0	0	INACTIVE				0	0	0	0
12/22	@ SF	0	0	0	0	0	0	0	0	INACTIVE				0	0	0	0
12/30	NYG	0	0	0	0	0	0	0	0	INACTIVE				0	0	0	0
1/06	@ TB	0	0	0	0	5	77	27	2	3	41	15	0	0	0	0	0
2001 TOTALS		6	122	56	0	5	77	27	2	5	52	15	1	5	33	11	0
CAREER TOTALS		251	2298	69	4	14	165	29T	3	5	52	15	1	57	522	27	8
1/12	TB	0	0	0	0	0	0	0	0	INACTIVE				0	0	0	0
1/19	@ CHI	0	0	0	0	0	0	0	0	INACTIVE				2	39	30	0
1/27	@ STL	0	0	0	0	0	0	0	0	INACTIVE				0	0	0	0

DATE	OPP.	GARI SCOTT				JAMIE READER				MIKE BARTRUM				
		REC	YDS	LG	TD	REC	YDS	LG	TD	REC	YDS	LG	TD	
9/09	STL	INACTIVE				0	0	0	0	0	0	0	0	0
9/23	SEA	0	0	0	0	0	0	0	0	0	0	0	0	
9/30	DAL	INACTIVE				0	0	0	0	0	0	0	0	
10/7	ARZ	INACTIVE				0	0	0	0	0	0	0	0	
10/22	@ NYG	INACTIVE				0	0	0	0	0	0	0	0	
10/28	OAK	INACTIVE				0	0	0	0	0	0	0	0	
11/04	@ ARZ	INACTIVE				0	0	0	0	0	0	0	0	
11/11	MIN	INACTIVE				0	0	0	0	1	4	4T	1	
11/18	@ DAL	0	0	0	0	1	3	3	0	0	0	0	0	
11/25	WAS	INACTIVE				0	0	0	0	0	0	0	0	
11/29	@ KC	INACTIVE				0	0	0	0	0	0	0	0	
12/09	SD	INACTIVE				1	11	11	0	0	0	0	0	
12/16	@ WAS	INACTIVE				0	0	0	0	0	0	0	0	
12/22	@ SF	INACTIVE				0	0	0	0	0	0	0	0	
12/30	NYG	INACTIVE				0	0	0	0	0	0	0	0	
1/06	@ TB	2	26	18	0	0	0	0	0	0	0	0	0	
2001 TOTALS		2	26	18	0	2	14	11	0	1	4	4T	1	
CAREER TOTALS		2	26	18	0	2	14	11	0	3	6	4T	3	
1/12	TB	INACTIVE				0	0	0	0	0	0	0	0	
1/19	@ CHI	INACTIVE				0	0	0	0	0	0	0	0	
1/27	@ STL	INACTIVE				0	0	0	0	0	0	0	0	



2001 GAME-BY-GAME PASSING STATISTICS



DATE OPP.	DONOVAN McNABB									KOY DETMER								
	ATT	CMP	PCT	YDS	LG	TD	INT	SACKS	RAT	ATT	CMP	PCT	YDS	LG	TD	INT	SACKS	RAT
9/09 StL	48	32	66.7	312	27	2	1	5/35	89.9	0	0	0.0	0	0	0	0	0/0	0.0
9/23 SEA	37	24	64.9	283	64T	2	0	5/41	106.0	0	0	0.0	0	0	0	0	0/0	0.0
9/30 DAL	28	14	50.0	162	44	3	0	2/17	103.6	0	0	0.0	0	0	0	0	0/0	0.0
10/7 ARZ	29	19	65.5	280	56	2	1	2/19	105.5	0	0	0.0	0	0	0	0	0/0	0.0
10/22 @ NYG	26	15	57.7	154	23	1	1	4/30	71.6	0	0	0.0	0	0	0	0	0/0	0.0
10/28 OAK	27	12	44.4	133	29	0	0	4/16	59.6	0	0	0.0	0	0	0	0	0/0	0.0
11/04 @ ARZ	33	19	57.6	238	54T	2	1	3/19	87.7	0	0	0.0	0	0	0	0	0/0	0.0
11/11 MIN	29	19	65.5	223	20	3	0	1/8	123.2	0	0	0.0	0	0	0	0	0/0	0.0
11/18 @ DAL	32	16	50.0	129	24	1	1	0/0	57.9	0	0	0.0	0	0	0	0	0/0	0.0
11/25 WAS	27	15	55.6	92	13	0	0	0/0	62.6	0	0	0.0	0	0	0	0	0/0	0.0
11/29 @ KC	26	18	69.2	269	46T	2	1	2/18	112.5	0	0	0.0	0	0	0	0	0/0	0.0
12/09 SD	44	22	50.0	221	37	2	1	2/11	70.4	0	0	0.0	0	0	0	0	0/0	0.0
12/16 @ WAS	34	16	47.1	235	62T	2	3	2/11	52.9	0	0	0.0	0	0	0	0	0/0	0.0
12/22 @ SF	34	23	67.6	232	46	0	1	3/19	74.6	0	0	0.0	0	0	0	0	0/0	0.0
12/30 NYG	39	21	53.8	270	57T	3	1	4/29	90.8	0	0	0.0	0	0	0	0	0/0	0.0
1/06 @ TB	0	0	0.0	0	0	0	0	0/0	0.0	14	5	35.7	51	16	0	1	1/9	17.3
2001 TOTALS	493	285	57.8	3233	64T	25	12	39/273	84.3	14	5	35.7	51	16	0	1	1/9	17.3
CAREER TOTALS	1278	721	56.4	7546	70T	54	32	112/739	77.3	225	112	49.8	1243	61T	8	9	6/38	61.8
1/12 TB	25	16	64.0	194	41	2	1	3/8	97.8	0	0	0.0	0	0	0	0	0/0	0.0
1/19 @ CHI	40	26	65.0	262	43	2	1	2/13	89.8	0	0	0.0	0	0	0	0	0/0	0.0
1/27 @ StL	30	18	60.0	171	17	1	1	3/25	73.1	0	0	0.0	0	0	0	0	0/0	0.0

▶ Denotes starting quarterback

Other passers: A.J. Feeley 14-10-143-1-2TDs at TB; F. Mitchell 1-0-0-0TDs vs. SD.

2001 GAME-BY-GAME PUNTING/KICKING STATISTICS

DATE OPP.	SEAN LANDETA							DAVID AKERS									
	NO.	YDS	AVG	NET	TB	IN20	LG	BLK	XP-XPA	FG-FGA	LG	PTS	1-19	20-29	30-39	40-49	50+
9/09 StL	5	204	40.8	37.8	0	3	48	0	2-2	1-1	50	5	0-0	0-0	0-0	0-0	1-1
9/23 SEA	5	262	52.4	49.0	0	2	57	0	3-3	2-3	48	9	0-0	1-1	0-0	1-2	0-0
9/30 DAL	7	284	40.6	35.7	0	2	52	0	4-5	2-2	40	10	1-1	0-0	0-0	1-1	0-0
10/7 ARZ	5	207	41.4	32.6	1	0	64	0	2-2	2-2	42	8	0-0	1-1	0-0	1-1	0-0
10/22 @ NYG	6	266	44.3	36.0	1	2	49	0	1-1	1-2	25	4	0-0	1-1	0-0	0-1	0-0
10/28 OAK	8	368	46.0	41.5	0	0	53	0	1-1	1-1	34	4	0-0	0-0	1-1	0-0	0-0
11/04 @ ARZ	10	476	47.6	34.9	4	1	60	0	3-3	0-0		3	0-0	0-0	0-0	0-0	0-0
11/11 MIN	2	61	30.5	30.5	0	2	36	0	6-6	2-2	36	12	0-0	1-1	1-1	0-0	0-0
11/18 @ DAL	3	141	47.0	43.0	0	3	54	0	3-3	5-5	46	18	0-0	3-3	1-1	1-1	0-0
11/25 WAS	7	334	47.7	37.7	0	0	60	0	0-0	1-1	49	3	0-0	0-0	0-0	1-1	0-0
11/29 @ KC	5	157	31.4	27.0	0	2	52	0	2-2	3-3	38	11	0-0	1-1	2-2	0-0	0-0
12/09 SD	10	414	41.4	34.6	1	4	52	0	3-3	1-1	37	6	0-0	0-0	1-1	0-0	0-0
12/16 @ WAS	6	293	48.8	38.0	0	0	54	0	2-2	2-2	50	8	0-0	0-0	0-0	1-1	1-1
12/22 @ SF	7	335	47.9	40.1	2	1	59	0	0-0	1-1	20	3	0-0	1-1	0-0	0-0	0-0
12/30 NYG	7	257	36.7	29.6	0	3	45	0	3-3	1-2	35	6	0-0	0-0	1-1	0-1	0-0
1/06 @ TB	4	162	40.5	34.5	1	1	50	0	2-2	1-3	47	5	0-0	0-0	0-1	1-1	0-1
2001 TOTALS	97	4221	43.5	36.4	10	26	64	0	37-38	26-31	50	115	1-1	9-9	7-8	7-10	2-3
CAREER TOTALS	1216	52737	43.4	35.7	149	332	74	6	75-78	58-72	53	249	2-1	15-15	21-23	16-25	4-7
1/12 TB	6	226	37.7	32.7	1	3	47	0	4-4	1-1	26	7	0-0	1-1	0-0	0-0	0-0
1/19 @ CHI	4	166	41.5	38.3	0	1	49	0	3-3	4-4	46	15	0-0	1-1	1-1	2-2	0-0
1/27 @ StL	4	157	39.3	39.3	0	1	48	0	3-3	1-1	46	6	0-0	0-0	0-0	1-1	0-0



2001 PARTICIPATION CHART



Week Date Opponent	1 9/9 @Sea	2 9/30 Dal	3 10/7 Arz	4 10/22 @NYG	5 10/28 Oak	6 11/4 @Arz	7 11/11 Min	8 11/18 @Dal	9 11/25 Was	10 11/29 @KC	11 12/9 SD	12 12/16 @Was	13 12/22 @SF	14 12/30 NYG	15 1/6 @TB	16 GP/GS/ IN/DNP	
Akers, David	P	P	P	P	P	P	P	P	P	P	P	P	P	P	P	16/0/0/0	
Bartrum, Mike	P	P	P	P	P	P	P	P	P	P	P	P	P	P	P	16/0/0/0	
Brown, Na	P	P	WR	P	P	P	P	P	P	P	P	P	P	P	WR	16/2/0/0	
Brzezinski, Doug	P	P	LG	P	P	P	P	P	P	P	P	P	P	P	P	16/1/0/0	
Buckhalter, Correll	P	P	P	RB	RB	RB	RB	P	SUSP	P	P	P	RB	P	P	15/6/1/0	
Burgess, Derrick	P	P	LDE	P	P	P	P	P	LDE	LDE	P	P	P	P	P	16/1/0/0	
Caldwell, Mike	WILL	WILL	WILL	WILL	WILL	WILL	WILL	WILL	WILL	WILL	WILL	WILL	WILL	WILL	WILL	16/16/0/0	
Carroll, Terrence	IA	IA	IA	IA	IA	IA	IA	IA	SUSP	X	X	X	X	X	X	0/0/9/0	
Caver, Quinton	P	P	P	P	P	P	P	P	IA	P	IA	IA	IA	IA	IA	11/0/5/0	
Cook, Rashard	P	P	P	P	P	P	DB	P	P	DB	P	P	P	P	P	16/3/0/0	
Crutchfield, Darrel	IA	IA	IA	IA	IA	IA	IA	IA	SUSP	IA	IA	IA	P	P	P	4/0/12/0	
Davis, Pernell	X	X	X	X	X	X	X	X	X	X	X	X	PS	PS	PS	0/0/0/0	
Dawkins, Brian	FS	FS	FS	FS	FS	FS	FS	FS	FS	FS	FS	FS	FS	FS	FS	15/15/0/0	
Detmer, Koy	P	P	P	P	P	P	P	P	P	P	P	P	P	P	P	16/0/0/0	
Douglas, Dameane	P	P	P	P	P	P	P	P	P	P	P	P	P	P	P	16/0/0/0	
Douglas, Hugh	RDE	RDE	RDE	RDE	RDE	RDE	RDE	RDE	RDE	RDE	RDE	RDE	RDE	RDE	IA	15/15/1/0	
Emmons, Carlos	SAM	SAM	SAM	SAM	SAM	SAM	SAM	SAM	SAM	SAM	SAM	SAM	SAM	SAM	SAM	16/15/0/0	
Feeley, A.J.	3dQB	3dQB	3dQB	3dQB	3dQB	3dQB	3dQB	3dQB	3dQB	3dQB	3dQB	3dQB	3dQB	3dQB	3dQB	1/0/15/0	
Fraleigh, Hank	C	C	C	C	C	C	C	C	C	C	C	C	C	C	C	16/15/0/0	
Frank, John	PS	PS	PS	PS	PS	PS	PS	PS	PS	PS	PS	PS	PS	PS	PS	0/0/0/0	
Gardner, Barry	P	P	P	P	P	P	P	P	P	P	P	P	P	P	P	16/0/0/0	
Grasmanis, Paul	P	P	P	P	P	P	P	P	P	P	P	IA	IA	IA	RDT	14/2/2/0	
Gray, Anthony	PS	PS	PS	X	X	X	X	X	X	X	X	X	X	X	X	0/0/0/0	
Hamiter, Uharu	X	X	X	X	X	X	X	X	X	X	X	X	X	X	X	1/0/0/0	
Hampton, William	P	P	P	P	P	P	P	P	P	P	P	IA	IA	IA	IA	13/0/3/0	
Harris, Al	P	P	P	P	P	P	P	P	P	P	P	P	P	P	P	16/2/0/0	
Hauck, Tim	P	P	P	P	P	P	P	P	P	P	P	P	P	P	P	16/0/0/0	
Jones, Julian	IR	IR	IR	IR	IR	IR	IR	IR	IR	IR	IR	IR	IR	IR	IR	0/0/0/0	
Kalu, N.D.	IA	IA	P	P	P	P	P	P	P	P	P	P	P	P	P	RDE	14/1/2/0
Landeta, Sean	P	P	P	P	P	P	P	P	P	P	P	P	P	P	P	16/0/0/0	
Lewis, Chad	TE	TE	TE	TE	TE	TE	TE	TE	TE	TE	TE	TE	TE	TE	TE	IA	15/15/1/0
Martin, Cecil	FB	FB	FB	FB	FB	FB	FB	FB	FB	FB	FB	FB	FB	FB	FB	16/15/0/0	
Mayberry, Jermaine	RG	RG	RG	RG	RG	RG	RG	RG	RG	RG	RG	RG	RG	RG	RG	P	16/15/0/0
McNabb, Donovan	QB	QB	QB	QB	QB	QB	QB	QB	QB	QB	QB	QB	QB	QB	QB	16/16/0/0	
Miller, Bubba	IR	IR	IR	IR	IR	IR	IR	IR	IR	IR	IR	IR	IR	IR	IR	0/0/0/0	
Mitchell, Brian	P	P	P	P	P	P	P	P	P	P	P	P	P	P	P	16/0/0/0	
Mitchell, Freddie	P	IA	P	P	P	P	P	P	P	P	P	P	P	P	P	WR	15/1/1/0
Montgomery, Monty	IR	IR	IR	IR	IR	IR	IR	IR	IR	IR	IR	IR	IR	IR	IR	IR	0/0/0/0
Moore, Damon	SS	SS	SS	SS	SS	SS	SS	SS	SS	SS	SS	SS	SS	SS	SS	SS	16/16/0/0
Neal, Stephen	PS	PS	PS	PS	PS	PS	PS	PS	PS	PS	PS	X	X	X	X	0/0/0/0	
Pinkston, Todd	WR	WR	WR	WR	WR	WR	WR	WR	WR	WR	WR	WR	WR	WR	WR	DNP	15/15/0/1
Pyne, Jim	DNP	P	P	DNP	DNP	DNP	DNP	P	DNP	DNP	DNP	DNP	DNP	DNP	DNP	C	5/1/0/11
Reader, Jamie	P	P	P	P	P	P	P	P	P	P	P	P	P	P	P	P	16/0/0/0
Reese, Ike	P	P	P	P	P	P	P	P	P	P	P	P	P	P	P	P	16/0/0/0
Rogers, Kendrick	PS	PS	PS	PS	PS	PS	PS	PS	PS	PS	PS	PS	PS	PS	PS	PS	0/0/0/0
Runyan, Jon	RT	RT	RT	RT	RT	RT	RT	RT	RT	RT	RT	RT	RT	RT	RT	RT	16/16/0/0
Schau, Ryan	IA	IA	P	IA	IA	IA	IA	IA	IA	IA	IA	IA	IA	IA	IA	IA	2/1/14/0
Scott, Gary	IA	P	IA	IA	IA	IA	IA	IA	P	IA	IA	IA	IA	IA	IA	P	3/0/13/0
Scott, Sean	PS	PS	PS	PS	PS	PS	PS	PS	PS	PS	PS	PS	PS	PS	PS	PS	0/0/0/0
Simon, Corey	LDT	LDT	LDT	LDT	LDT	LDT	LDT	LDT	LDT	LDT	LDT	LDT	LDT	LDT	LDT	LDT	16/16/0/0
Smart, Rod	X	X	X	PS	PS	PS	PS	PS	P	IA	P	P	P	P	P	P	6/0/1/0
Staley, Duce	RB	RB	IA	IA	P	P	P	RB	RB	RB	RB	RB	RB	RB	RB	IA	13/10/3/0
Stewart, Tony	IA	IA	IA	IA	IA	IA	IA	IA	IA	P	P	P	IA	IA	IA	TE	3/1/13/0
Strohmeier, Dax	X	X	X	X	X	X	X	X	X	PS	PS	PS	PS	PS	PS	P	0/0/0/0
Taylor, Bobby	RCB	RCB	RCB	RCB	RCB	P	RCB	RCB	RCB	P	RCB	RCB	RCB	RCB	RCB	LCB	16/14/0/0
Thomas, Hollis	RDT	RDT	RDT	RDT	RDT	RDT	RDT	RDT	RDT	RDT	RDT	RDT	RDT	RDT	DNP	IR	14/14/0/0
Thomas, Tra	LT	LT	LT	LT	LT	LT	LT	LT	LT	LT	LT	LT	LT	LT	LT	IA	15/15/1/0
Thomason, Jeff	P	P	P	P	P	P	P	P	P	P	P	P	P	P	P	P	14/0/2/0
Thrash, James	WR	WR	WR	WR	WR	WR	WR	WR	WR	WR	WR	WR	WR	WR	WR	WR	15/15/1/0
Trotter, Jeremiah	MLB	MLB	MLB	MLB	MLB	MLB	MLB	MLB	MLB	MLB	MLB	MLB	MLB	MLB	MLB	MLB	16/16/0/0
Vincent, Troy	LCB	LCB	LCB	LCB	LCB	LCB	LCB	LCB	LCB	LCB	LCB	LCB	LCB	LCB	LCB	IA	15/15/1/0
Walker, Darwin	P	P	P	P	P	P	P	P	P	P	P	P	P	P	P	P	10/0/6/0
Welbourn, John	LG	LG	IA	LG	LG	LG	LG	LG	LG	LG	LG	LG	LG	LG	LG	LG	15/15/1/0
Whiting, Brandon	LDE	LDE	P	LDE	LDE	LDE	LDE	LDE	LDE	IA	IA	LDE	LDE	LDE	LDE	LDE	13/12/3/0
Williams, Bobbie	IA	IA	IA	IA	IA	IA	IA	IA	IA	IA	IA	IA	IA	IA	IA	RG	1/1/15/0

KEY: POSITION - start, P - played (did not start), IA - inactive, IR - injured reserve, DNP - dressed but did not play, DND - did not dress, PS - practice squad member, NFI - reserve/non-football injury, SUSP - suspended, X - not with team, EX - roster exemption



MEDIA GUIDE

2001 PLAYOFF PARTICIPATION



Game Date	1/12	1/19	1/27	GP/GS
Opponent	TB	@Chi	@SL	IN/DNP
Akers, David	P	P	P	3/0/0/0
Barnum, Mike	P	P	P	3/0/0/0
Brown, Na	P	P	P	3/0/0/0
Buckhalter, Correll	P	P	P	3/0/0/0
Burgess, Derrick	P	P	P	3/0/0/0
Brzezinski, Doug	P	P	P	3/0/0/0
Caldwell, Mike	WILL	WILL	WILL	3/3/0/0
Caver, Quinton	P	P	P	3/0/0/0
Cook, Rashard	P	P	P	3/0/0/0
Crutchfield, Darrel	IA	IA	IA	0/0/0/0
Davis, Pennell	PS	PS	PS	0/0/0/0
Dawkins, Brian	FS	FS	FS	3/3/0/0
Detmer, Koy	P	P	P	3/0/0/0
Douglas, Demeane	P	P	P	3/0/0/0
Douglas, Hugh	RDE	RDE	RDE	3/3/0/0
Emmons, Carlos	SAM	SAM	SAM	3/3/0/0
Feeley, AJ	3dQB	3dQB	3dQB	0/0/3/0
Frank, Hank	C	C	C	3/3/0/0
Frank, John	PS	PS	PS	0/0/0/0
Gardner, Barry	P	P	P	3/0/0/0
Grasmanis, Paul	RDT	RDT	RDT	3/3/0/0

Game Date	1/12	1/19	1/27	GP/GS
Opponent	TB	@Chi	@SL	IN/DNP
Hamler, Uthuru	IA	IA	IA	0/0/3/0
Hampton, William	P	P	P	3/0/0/0
Harris, Al	P	P	P	3/0/0/0
Hauck, Tim	P	P	P	3/0/0/0
Iones, Julian	IR	IR	IR	0/0/0/0
Kalu, ND	P	P	P	3/0/0/0
Landeta, Sean	P	P	P	3/0/0/0
Lewis, Chad	TE	TE	TE	3/3/0/0
Martin, Cecil	P	FB	FB	3/2/0/0
Mayberry, Jermame	RG	RG	RG	3/3/0/0
McNabb, Donovan	QB	QB	QB	3/3/0/0
Miller, Bubba	IR	IR	IR	0/0/0/0
Mitchell, Brian	P	P	P	3/0/0/0
Mitchell, Freddie	WR	P	P	3/1/0/0
Montgomery, Monty	IR	IR	IR	0/0/0/0
Moore, Damon	SS	SS	SS	3/3/0/0
Morey, Sean	P	P	P	3/0/0/0
Pinkston, Todd	WR	WR	WR	3/3/0/0
Fyne, Jim	DNP	DNP	DNP	0/0/0/3
Reader, Jamie	P	P	P	3/0/0/0
Reese, Ike	IA	IA	IA	0/0/3/0

Game Date	1/12	1/19	1/27	GP/GS
Opponent	TB	@Chi	@SL	IN/DNP
Rogers, Kendrick	PS	PS	PS	0/0/0/0
Runyan, Jon	RT	RT	RT	3/3/0/0
Schau, Ryan	IA	IA	IA	0/0/3/0
Scott, Gari	IA	IA	IA	0/0/3/0
Scott, Sean	PS	PS	PS	0/0/0/0
Simon, Corey	LDT	LDT	LDT	3/3/0/0
Smart, Rod	IR	IR	IR	0/0/0/0
Staley, Duze	RB	RB	RB	3/3/0/0
Stewart, Tony	IA	IA	IA	0/0/3/0
Strohmyer, Dax	PS	PS	PS	0/0/0/0
Taylor, Bobby	RCB	RCB	RCB	3/3/0/0
Thomas, Hollis	IR	IR	IR	0/0/0/0
Thomas, Tra	LT	LT	LT	3/3/0/0
Thomason, Jeff	P	P	P	3/0/0/0
Thrash, James	WR	WR	WR	3/3/0/0
Trotter, Jeremiah	MLB	MLB	MLB	3/3/0/0
Vincent, Troy	LCB	LCB	LCB	3/3/0/0
Walker, Darwin	P	P	P	3/0/0/0
Webb, John	LG	LG	LG	3/3/0/0
Whiting, Brandon	LDE	LDE	LDE	3/3/0/0
Williams, Bobbie	IA	IA	IA	0/0/3/0

2001 GAME-BY-GAME STARTERS



OFFENSE

OPP.	WR	LT	LG	C	RG	RT	TE	WR	FB	RB	QB
StL	Pinkston	T.Thomas	Welbourn	Fralei	Mayberry	Runyan	Lewis	Thrash	Martin	Staley	McNabb
@ Sea	Pinkston	T.Thomas	Welbourn	Fralei	Mayberry	Runyan	Lewis	Thrash	Martin	Staley	McNabb
Dal	Pinkston	T.Thomas	Brzezinski	Fralei	Mayberry	Runyan	Lewis	Thrash	Martin	Brown (WR)	McNabb
Arz	Pinkston	T.Thomas	Welbourn	Fralei	Mayberry	Runyan	Lewis	Thrash	Martin	Buckhalter	McNabb
@ NYG	Pinkston	T.Thomas	Welbourn	Fralei	Mayberry	Runyan	Lewis	Thrash	Martin	Buckhalter	McNabb
Oak	Pinkston	T.Thomas	Welbourn	Fralei	Mayberry	Runyan	Lewis	Thrash	Martin	Buckhalter	McNabb
@ Arz	Pinkston	T.Thomas	Welbourn	Fralei	Mayberry	Runyan	Lewis	Thrash	Martin	Buckhalter	McNabb
Min	Pinkston	T.Thomas	Welbourn	Fralei	Mayberry	Runyan	Lewis	Thrash	Martin	Staley	McNabb
@ Dal	Pinkston	T.Thomas	Welbourn	Fralei	Mayberry	Runyan	Lewis	Thrash	Martin	Staley	McNabb
Wash	Pinkston	T.Thomas	Welbourn	Fralei	Mayberry	Runyan	Lewis	Thrash	Martin	Staley	McNabb
@ KC	Pinkston	T.Thomas	Welbourn	Fralei	Mayberry	Runyan	Lewis	Thrash	Martin	Staley	McNabb
SD	Pinkston	T.Thomas	Welbourn	Fralei	Mayberry	Runyan	Lewis	Thrash	Martin	Staley	McNabb
@ Wash	Pinkston	T.Thomas	Welbourn	Fralei	Mayberry	Runyan	Lewis	Thrash	Buckhalter	Staley	McNabb
@ SF	Pinkston	T.Thomas	Welbourn	Fralei	Mayberry	Runyan	Lewis	Thrash	Martin	Staley	McNabb
NYG	Pinkston	T.Thomas	Welbourn	Fralei	Mayberry	Runyan	Lewis	Thrash	Martin	Staley	McNabb
@ TB	F.Mitchell	Schau	Welbourn	Pyne	Williams	Runyan	Stewart	Brown	Martin	Buckhalter	McNabb
TB	Pinkston	T.Thomas	Welbourn	Fralei	Mayberry	Runyan	Lewis	Thrash	F.Mitchell (WR)	Staley	McNabb
@ Chi	Pinkston	T.Thomas	Welbourn	Fralei	Mayberry	Runyan	Lewis	Thrash	Martin	Staley	McNabb
@ StL	Pinkston	T.Thomas	Welbourn	Fralei	Mayberry	Runyan	Lewis	Thrash	Martin	Staley	McNabb

DEFENSE

OPP.	LDE	LDT	RDT	RDE	WILL	MLB	SAM	LCB	RCB	SS	FS
StL	Whiting	Simon	H.Thomas	H.Douglas	Caldwell	Trotter	Emmons	Vincent	Taylor	Moore	Dawkins
@ Sea	Whiting	Simon	H.Thomas	H.Douglas	Caldwell	Trotter	Emmons	Vincent	Taylor	Moore	Dawkins
Dal	Burgess	Simon	H.Thomas	H.Douglas	Caldwell	Trotter	Emmons	Vincent	Taylor	Moore	Dawkins
Arz	Whiting	Simon	H.Thomas	H.Douglas	Caldwell	Trotter	Emmons	Vincent	Taylor	Moore	Dawkins
@ NYG	Whiting	Simon	H.Thomas	H.Douglas	Caldwell	Trotter	Emmons	Vincent	Taylor	Moore	Dawkins
Oak	Whiting	Simon	H.Thomas	H.Douglas	Caldwell	Trotter	Emmons	Vincent	Taylor	Moore	Dawkins
@ Arz	Whiting	Simon	H.Thomas	H.Douglas	Caldwell	Trotter	Emmons	Vincent	Cook	Moore	Dawkins
Min	Whiting	Simon	H.Thomas	H.Douglas	Caldwell	Trotter	Emmons	Vincent	Taylor	Moore	Dawkins
@ Dal	Burgess	Simon	H.Thomas	H.Douglas	Caldwell	Trotter	Emmons	Vincent	Taylor	Moore	Dawkins
Wash	Burgess	Simon	H.Thomas	H.Douglas	Caldwell	Trotter	Emmons	Vincent	Taylor	Moore	Dawkins
@ KC	Burgess	Simon	H.Thomas	H.Douglas	Caldwell	Trotter	Emmons	Vincent	Cook	Moore	Dawkins
SD	Whiting	Simon	H.Thomas	H.Douglas	Caldwell	Trotter	Emmons	Vincent	Taylor	Moore	Dawkins
@ Wash	Whiting	Simon	H.Thomas	H.Douglas	Caldwell	Trotter	Emmons	Vincent	Taylor	Moore	Dawkins
@ SF	Whiting	Simon	H.Thomas	H.Douglas	Caldwell	Trotter	Harris (CB)	Vincent	Taylor	Moore	Dawkins
NYG	Whiting	Simon	Grasmanis	H.Douglas	Caldwell	Trotter	Emmons	Vincent	Taylor	Moore	Dawkins
@ TB	Whiting	Simon	Grasmanis	Kalu	Caldwell	Trotter	Emmons	Taylor	Harris	Moore	Cook
TB	Whiting	Simon	Grasmanis	H.Douglas	Caldwell	Trotter	Emmons	Vincent	Taylor	Moore	Dawkins
@ Chi	Whiting	Simon	Grasmanis	H.Douglas	Caldwell	Trotter	Emmons	Vincent	Taylor	Moore	Dawkins
@ StL	Whiting	Simon	Grasmanis	H.Douglas	Caldwell	Trotter	Emmons	Vincent	Taylor	Moore	Dawkins



2001 TEAM HIGHS AND LOWS



EAGLES HIGHS			CATEGORY	EAGLES LOWS	
48	vs. Min	11/11	POINTS	3	(2x) last at SF 12/22
3	vs. Min	11/11	RUSHING TDs	0	(12x) last at TB 1/6
3	(3x) last vs. NYG	12/30	PASSING TDs	0	(3x) last at SF 12/22
33	vs. Min	11/11	TOTAL FIRST DOWNS	7	vs. Wash 11/25
17	vs. Min	11/11	RUSHING FIRST DOWNS	2	vs. SD 12/9
15	vs. StL	9/9	PASSING FIRST DOWNS	2	vs. Wash 11/25
487	vs. Min	11/11	TOTAL NET YARDS	186	vs. Wash 11/25
272	vs. Min	11/11	NET YARDS RUSHING	57	vs. StL 9/9
277	vs. StL	9/9	NET YARDS PASSING	92	vs. Wash 11/25
5	(2x) last at Sea	9/23	QB SACKS ALLOWED	0	(2x) last vs. Wash 11/25
312	vs. StL	9/9	GROSS YARDS PASSING	92	vs. Wash 11/25
48	vs. StL	9/9	PASS ATTEMPTS	25	vs. TB 1/12
32	vs. StL	9/9	PASS COMPLETIONS	12	vs. Oak 10/28
3	at Wash	12/16	PASSES HAD INTERCEPTED	0	(5x) last vs. Wash 11/25
10	(2x) last vs. SD	12/9	PUNTS	2	vs. Min 11/11
52.4	at Sea	9/23	PUNTING AVERAGE	30.5	vs. Min 11/11
5	vs. Dal	9/30	FUMBLES BY	0	(7x) last at Chi 1/19
3	vs. Dal	9/30	FUMBLES LOST	0	(11x) last at Chi 1/19
50.0	vs. Min	11/11	THIRD DOWN EFFICIENCY	9.1	vs. Oak 10/28
36:07	at Chi	1/19	TIME OF POSSESSION	19:51	vs. Oak 10/28
11	(3x) last at TB	1/6	PENALTIES	2	(3x) last at StL 1/27
109	at SF	12/22	YARDS PENALIZED	8	vs. Min 11/11
18	vs. StL	9/9	LENGTH/TD DRIVE (Plays)	1	(3x) last vs. NYG 12/30
98	vs. StL	9/9	LENGTH/TD DRIVE (Yards)	17	vs. Dal 9/30
7:12	vs. StL	9/9	LENGTH/TD DRIVE (Time)	0:08	vs. NYG 12/30
16	at Sea	9/23	LENGTH/FG DRIVE (Plays)	4	(3x) last at Chi 1/19
84	vs. Ariz	10/7	LENGTH/FG DRIVE (Yards)	5	vs. Dal 9/30
8:55	at Dal	11/18	LENGTH/FG DRIVE (Time)	0:47	vs. Oak 10/28

OPPONENTS HIGHS			CATEGORY	OPPONENTS LOWS	
29	at StL	1/27	POINTS	3	(2x) last at Dal 11/18
2	(2x) last at StL	1/27	RUSHING TDs	0	(12x) last vs. TB 1/12
2	(4x) last vs. SD	12/9	PASSING TDs	0	(9x) last at Chi 1/19
22	(3x) last at StL	1/27	TOTAL FIRST DOWNS	9	at Sea 9/23
12	vs. Oak	10/28	RUSHING FIRST DOWNS	1	at Ariz 11/4
18	(2x) last at Ariz	11/4	PASSING FIRST DOWNS	2	(2x) last at Chi 1/19
420	vs. NYG	12/30	TOTAL NET YARDS	147	at Sea 9/23
202	vs. Oak	10/28	NET YARDS RUSHING	56	vs. Min 11/11
297	vs. SD	12/9	NET YARDS PASSING	21	at Sea 9/23
7	at Sea	9/23	QB SACKS ALLOWED	1	(4x) last at StL 1/27
308	vs. StL	9/9	GROSS YARDS PASSING	62	at Sea 9/23
44	vs. SD	12/9	PASS ATTEMPTS	18	vs. Wash 11/25
28	vs. StL	9/9	PASS COMPLETIONS	9	at Sea 9/23
4	vs. TB	1/12	PASSES HAD INTERCEPTED	0	(7x) last at StL 1/27
10	(2x) last at Ariz	11/4	PUNTS	3	at StL 1/27
46.6	at Sea	9/23	PUNTING AVERAGE	33.8	at Dal 11/18
5	vs. Dal	9/30	FUMBLES BY	1	(4x) last at Chi 1/19
4	vs. Dal	9/30	FUMBLES LOST	0	(7x) last at StL 1/27
46.7	at StL	1/27	THIRD DOWN EFFICIENCY	12.5	vs. Dal 9/30
40:09	vs. Oak	10/28	TIME OF POSSESSION	23:53	at Chi 1/19
10	at Dal	11/18	PENALTIES	1	(3x) last at Chi 1/19
81	at Dal	11/18	YARDS PENALIZED	5	at Chi 1/19
15	vs. Oak	10/28	LENGTH/TD DRIVE (Plays)	1	(2x) last at Chi 1/19
95	vs. Dal	9/30	LENGTH/TD DRIVE (Yards)	12	vs. StL 9/9
7:35	vs. Ariz	10/7	LENGTH/TD DRIVE (Time)	0:11	vs. NYG 12/30
17	vs. StL	9/9	LENGTH/FG DRIVE (Plays)	4	(3x) last vs. Min 11/11
72	vs. StL	9/9	LENGTH/FG DRIVE (Yards)	-4	(2x) last vs. Dal 9/30
9:18	at SF	12/22	LENGTH/FG DRIVE (Time)	0:35	vs. TB 1/12



WHERE THE EAGLES RANKED (2000-2001)



	2001 OFFENSE	2001 DEFENSE	2000 OFFENSE	2000 DEFENSE
Total Points	343 (4/9)	208 (2/2)	351 (7/12)	245 (1/4)
Total 1st Downs	256 (12/27)	262 (2τ/3τ)	295 (9/17)	295 (7/15)
3rd Down Efficiency	30.9 (13/29)	30.6 (2/2)	40.2 (5/12)	32.6 (1/2)
4th Down Efficiency	69.2 (2/3)	53.8 (11/24)	63.6 (1/5)	58.3 (9/20)
Total Yards	4923 (9/17)	4701 (4/7)	5,006 (8/17)	4,820 (5/10τ)
Rushing Yards	1778 (5/14)	1837 (9/18)	1,882 (6/15)	1,830 (10/20)
TDs Rushing	6 (15/31)	6 (1τ/2τ)	13 (10τ/17τ)	10 (4/10τ)
Yards per Rush	4.3 (4/8)	4.0 (7/16)	4.7 (3/4)	4.0 (4/13)
Net Passing Yards	3145 (11/20)	2864 (1/2)	3,124 (10/20)	2,990 (3/7)
TDs Passing	27 (4τ/4τ)	13 (2/2τ)	21 (6τ/12τ)	11 (1/2τ)
Completion Pct.	57.5 (9/20τ)	55.7 (3/5)	57.6 (9/18τ)	56.9 (4/12)
QB Sacked	40 (9τ/17τ)	45 (6/8τ)	45 (12/22)	50 (3/5)
Interceptions	14 (4τ/7τ)	14 (13/23τ)	15 (4τ/9τ)	19 (6τ/11τ)
Fumbles	10 (3τ/8τ)	19 (1τ/1τ)	14 (10τ/20τ)	12 (6τ/18τ)
Punt Return Avg.	11.5 (3/7)	8.7 (6/12)	10.2 (5/11)	8.0 (6/9)
KO Return Avg.	23.8 (1/2)	21.3 (8/13)	22.9 (5/8)	21.1 (3/8)
Net Punting Avg.	36.4 (4/10)	34.6 (7/9)	36.0 (4/13)	35.0 (9/13)

2001 MISCELLANEOUS STATS



- 11-5 Overall
- 8-4 vs. NFC
- 6-2 vs. NFC East
- 2-0 vs. NFC Central
- 0-2 vs. NFC West
- 3-1 vs. AFC West

- 5-3 at home
- 7-1 on the road

- 11-5 Outdoors

- 6-4 On artificial turf
- 5-1 On grass

- 4-3 In green jerseys
- 7-2 In white jerseys
- 7-5 In white pants
- 4-0 In green pants

- 1-0 On ABC Sports
- 6-4 On FOX Sports
- 1-1 On CBS Sports
- 3-0 ON ESPN

- 4-3 When won the coin toss
- 7-2 When lost coin toss

- 2-2 Outcome 3 pts. or less
- 3-2 Outcome 7 pts. or less
- 4-5 Outcome 10 pts. or less

- 11-3 When scoring 10 pts. or more
- 9-1 When scoring 20 pts. or more
- 3-0 When scoring 30 pts. or more

- 7-1 When scoring first
- 3-0 When scoring on first drive
- 2-2 When opponent scored on first drive

- 7-0 When led at end of 1st quarter
- 3-3 When behind at end of 1st quarter
- 1-2 When tied at end of 1st quarter

- 9-1 When led at end of half
- 2-3 When behind at end of half
- 0-1 When tied at end of half

- 8-1 When led at end of 3rd quarter
- 3-4 When behind at end of 3rd quarter

- 6-0 When ahead on +/- in turnovers
- 2-3 When behind on +/- in turnovers
- 3-2 When even on +/- in turnovers

- When an individual Eagle:
- 2-1 With 100-yard rushing
- 2-1 With 100-yard receiving
- 0-1 With 300-yard passing

- When an individual opponent:
- 2-0 With 100-yard rushing
- 3-1 With 100-yard receiving
- 1-1 With 300-yard passing



2001 PERSONNEL MOVES



- Wednesday, January 17 - Signed CB **William Hampton** to a two-year contract and DE **Dwight Johnson** to a one-year contact.
- Monday, January 22 - Defensive assistant/quality control coach **Steve Spagnuolo** was promoted to defensive backs coach, joining current defensive backs coach **Leslie Frazier** ... Assistant to the head coach **Sean McDermott** was promoted to defensive assistant/quality control ... **Bill Shuey** was named assistant to the head coach.
- Wednesday, January 24 - Signed TE **Carlos Nuno** to a two-year contract.
- Tuesday, January 30 - Signed K **Justin Skinner** to a two-year contract.
- Tuesday, February 6 - Signed C **John Romero** and WR **Elijah Thurmon** each to two-year contracts ... Reinstated WR **Rondel Menendez** to the active roster.
- Friday, February 9 - Signed T **Joe Wong** and WR **Kenny Mitchell** each to two-year contracts.
- Friday, February 16 - Signed RB **Anthony Gray** to a one-year contract and K **Rich Maston** to a two-year contract ... Allocated **Gray**, **Maston**, DE **Dwight Johnson**, WR **Rondel Menendez**, WR **Kenny Mitchell**, TE **Carlos Nuno**, K **Justin Skinner**, and T **Joe Wong** to play in NFL Europe.
- Monday, February 26 - Signed P **Jason Malecki** to a two-year contract and allocated him to play in NFL Europe.
- Thursday, March 1 - Released WR **Torrance Small**.
- Tuesday, March 6 - Re-instated DE **John Frank** to the active roster.
- Thursday, March 8 - Re-signed CB **Jason Bostic** to a one-year contract.
- Friday, March 9 - Signed WR **James Thrash** (Washington Redskins) to a five-year contract.
- Monday, March 12 - Signed DE **N.D. Kalu** (Washington Redskins) to a five-year contract.
- Friday, March 16 - Re-signed OL **Ryan Schau** to a one-year contract.
- Tuesday, March 20 - Re-signed DL **Brandon Whiting** to a six-year contract ... Re-signed LB **Ike Reese** to a one-year contract.
- Wednesday, March 21 - Free agent LB **James Darling** signed a contract with the New York Jets.
- Monday, April 2 - Named **Dave Toub** special teams quality control coach.
- Monday, April 16 - Released K **Rich Maston** and WR **Rondel Menendez**.
- Saturday, April 21 - Selected WR **Freddie Mitchell** (UCLA) in the 1st round (25th selection overall) ... Selected LB **Quinton Caver** (Arkansas) in the 2nd round (55th selection overall) ... Selected DE **Derrick Burgess** (Mississippi) in the 3rd round (63rd selection overall) ... Traded a 3rd round pick (88th selection overall) and a 6th round pick (187th selection overall) to Miami for the Dolphins 2nd round choice in 2002.
- Sunday, April 22 - Selected RB **Correll Buckhalter** (Nebraska) in the 4th round (121st selection overall) ... Selected TE **Tony Stewart** (Penn State) in the 5th round (147th selection overall) ... Selected QB **A.J. Feeley** (Oregon) in the 5th round (155th selection overall).
- Monday, April 23 - Released DE **Mike Mamula** ... Signed the following rookie free agents: P **Jason Baker** (Iowa), CB **Fred Booker** (LSU), LB **Roylin Bradley** (Texas A&M), FS **Terrence Carroll** (Oregon State), CB **Darrel Crutchfield** (Clemson), FS **Julian Jones** (Missouri), WR **Scott Keys** (Stephen F. Austin), WR **Mel Long** (Toledo), WR **Eric McCready** (Colorado), T **Josh Moore** (Furman), FB **Brennan Ochs** (USC), LB **Josh Parry** (San Jose State), T **Kendrick Rogers** (Alabama A&M), WR **Sean Scott** (Millersville), T **Tarlos Thomas** (Florida State), LB **Derrick Walker** (Iowa State).
- Tuesday, April 24 - Re-signed K **David Akers** to a one-year contract ... Released WR **Charles Johnson** ... Re-signed DT **Paul Grasmanis** to a three-year contract.
- Friday, April 27 - Re-signed LB **Jeremiah Trotter** to a one-year contract.
- Saturday, April 28 - Free agent TE **Luther Broughton** signed a contract with the Carolina Panthers.
- Monday, May 7 - Exercised an option to terminate the contract of director of football operations **Tom Modrak** ... Did not renew the contract of director of pro scouting **Mike McCartney**.
- Tuesday, May 8 - Promoted **Andy Reid** to head coach/executive vice president of football operations and signed him to a six-year contract extension.



- Thursday, May 10 - Signed CB **Monty Montgomery** (San Francisco 49ers) to a two-year contract ... Claimed FB **Jamie Reader** off waivers from the New York Jets.
- Friday, May 18 - Signed FB **Jamie Reader** to a two-year contract ... Released WR **Kenny Mitchell**.
- Saturday, May 19 - Signed WR **Steve Vagedes** and WR **Demetrius Dotson** each to one-year contracts.
- Monday, May 21 - Named **Tom Heckert** director of player personnel ... Released RB **Thomas Hamner** and WR **Eric McCready**.
- Tuesday, May 22 - Signed TE **Tony Stewart** (D5a-01) to a three-year contract.
- Thursday, May 24 - Signed RB **Correll Buckhalter** (D4-01) to a three-year contract ... Released LB **Derrick Walker**.
- Friday, May 25 - Re-signed TE **Jeff Thomason** to a two-year contract.
- Friday, June 1 - Named **Scott Cohen** director of pro personnel and **Mike Kelly** pro personnel scout ... Signed OL **Stan Bennett** and LB **John Norman** each to one-year contracts.
- Wednesday, June 6 - Signed QB **A.J. Feeley** (D5b-01) to a three-year contract.
- Monday, June 18 - Signed LB **Jeff Posey** to a one-year contract ... Released LB **Roylin Bradley**.
- Wednesday, June 20 - Signed WR **Isaac Jones** to a two-year contract ... Released WR **Steve Vagedes**.
- Monday, July 2 - Released P **Jason Malecki**.
- Thursday, July 26 - Signed WR **Freddie Mitchell** (D1-01) to a five-year contract ... Agreed to terms with DE **Derrick Burgess** (D3-01) to a four-year contract.
- Friday, July 27 - Signed LB **Quinton Caver** (D2-01) to a four-year contract ... Re-signed WR **Steve Vagedes** to a one-year contract ... Released DT **Giradie Mercer**.
- Sunday, July 29 - Signed S **Kevin Williams** to a two-year contract ... Released CB **Fred Booker**.
- Tuesday, July 31 - Re-signed LB **Ike Reese** to a four-year contract extension that will keep him in Philadelphia through 2004.
- Wednesday, August 1 - Promoted **Joe Banner** to President.
- Monday, August 6 - Released FB **Brennan Ochs**.
- Friday, August 10 - Re-signed G **John Welbourn** to a eight-year contract extension that will keep him in Philadelphia through 2008.
- Saturday, August 18 - Signed S **Tim Hauck** to a one-year contract.
- Tuesday, August 21 - Re-signed K **David Akers** to a seven-year contract extension that will keep him in Philadelphia through 2007.
- Friday, August 24 - Released DT **Pernell Davis**, WR **Demetrius Dotson**, DE **Uhuru Hamiter**, WR **Mel Long**, G **Josh Moore**, LB **John Norman**, LB **Josh Parry**, WR **Steve Vagedes**, and S **Kevin Williams** ... Placed FS **Julian Jones** (shoulder) on the Injured Reserve list.
- Saturday, August 25 - Released G **Stan Bennett** and C **John Romero**.
- Tuesday, August 28 - Released P **Jason Baker** and T **Kendrick Rogers** ... Placed CB **Monty Montgomery** (shoulder) on the Injured Reserve list.
- Friday, August 31 - Signed C/G **Jim Pyne** to a one-year contract ... Released DT **Dwight Johnson**, WR **Isaac Jones**, WR **Scott Keys**, TE **Carlos Nuno**, LB **Jeff Posey**, QB **Ron Powlus**, T **Tarlos Thomas**, and T **Joe Wong**.
- Saturday, September 1 - Placed C **Bubba Miller** (ankle) on the Injured Reserve list.
- Sunday, September 2 - Released RB **Darnell Autry**, CB **Jason Bostic**, DE **John Frank**, RB **Anthony Gray**, DE **Greg Jefferson**, RB **Stanley Pritchett**, WR **Sean Scott**, and WR **Elijah Thurmon**.
- Tuesday, September 4 - Signed DE **John Frank**, RB **Anthony Gray**, T **Stephen Neal**, T **Kendrick Rogers**, and WR **Sean Scott** to the practice squad.
- Tuesday, October 2 - Signed RB **Rod Smart** to the practice squad ... Released RB **Anthony Gray** from the practice squad.
- Monday, November 19 - Signed RB **Rod Smart** from the practice squad to a two-year contract ... Released S **Terrence Carroll**.
- Tuesday, November 20 - Signed LB **Dax Strohmeier** to the practice squad.
- Tuesday, December 11 - Signed DT **Pernell Davis** to the practice squad ... T **Stephen Neal** was signed off the practice squad by the New England Patriots.
- Monday, December 31 - Signed DE **Uhuru Hamiter** to a one-year contract ... Placed DT **Hollis Thomas** (foot) on the Injured Reserve list.
- Tuesday, January 8 - Signed WR **Sean Morey** to a three-year contract ... Placed RB **Rod Smart** (foot) on the Injured Reserve list.



2001 INDIVIDUAL HONORS



K David Akers

- NFC Pro Bowl selection (starter)
- All-NFL, *Sports Illustrated Dr. Z, Sporting News, Pro Football Weekly*
- All-NFL First Team, Associated Press, *College & Pro Football News Weekly, Football Digest*
- All-NFC, *Football News, Pro Football Weekly*
- NFC Special Teams Player of the Week, (week 3 vs. Dal.)
- All-NFL Interview Team - nfl.com

Defensive Line Coach Tommy Brasher

- Special Courage Award, Ed Block Courage Award

FS Brian Dawkins

- NFC Pro Bowl selection (starter)
- All-NFL, *Sports Illustrated Dr. Z, Sporting News, Pro Football Weekly, Fred Edelstein's Pro Football Insider*
- All-NFL First Team, Associated Press
- All-NFL Second Team, *Football Digest*
- All-NFC, *Football News, Pro Football Weekly*
- All-Madden Team, FOX Sports

DE Hugh Douglas

- NFC Pro Bowl selection (starter)
- All-NFL First Team, *Football Digest*
- All-NFL Second Team, *College & Pro Football News Weekly*
- All-NFC, *Football News*
- All-Madden Team, FOX Sports
- Howie Long's Tough Guy Team
- Jack Edelstein Memorial Award

OLB Carlos Emmons

- All-Joe Team, *USA Today*

Special Teams Coach John Harbaugh

- All-Joe Team, *USA Today*
- Special Teams Coach of the Year, *Professional Kicking Services*

P Sean Landeta

- NFC Special Teams Player of the Week, (week 2 at Sea. & week 13 vs. SD)

TE Chad Lewis

- NFC Pro Bowl selection (reserve)
- All-NFL Second Team, Associated Press

FB Cecil Martin

- All-Madden Team, FOX Sports

QB Donovan McNabb

- NFC Pro Bowl selection (reserve)
- Miller Lite Eagles Player of the Year
- Eagles Offensive MVP

- NFL Offensive Player of the Week, (Divisional Playoff Weekend at Chi.)
- All-NFL Interview Team, nfl.com
- The Wanamaker Award

RB/KR Brian Mitchell

- Eagles Special Teams MVP
- All-NFL, espn.com
- All-NFL Second Team, *College & Pro Football News Weekly*
- NFC Special Teams Player of the Week, (week 8 at Arz.)

SS Damon Moore

- NFL Defensive Player of the Week, (Wild Card Weekend vs. TB)

T Jon Runyan

- All-Madden Team, FOX Sports
- All-NFL Interview Team, nfl.com

DT Corey Simon

- All-NFL First Team, *Football Digest*

RB Duce Staley

- Ed Block Courage Award

WR James Thrash

- All-NFL Interview Team - nfl.com

LT Tra Thomas

- NFC Pro Bowl selection (reserve)
- All-Joe Team, *USA Today*

MLB Jeremiah Trotter

- NFC Pro Bowl selection (reserve)
- Eagles Defensive MVP
- All-NFL, Peter King
- All-NFL Second Team, Associated Press, *College & Pro Football News Weekly*
- All-NFL Interview Team, nfl.com
- All-Madden Team, FOX Sports
- Howie Long Tough Guy Team, FOX Sports

CB Troy Vincent

- NFC Pro Bowl selection (reserve)
- All-NFL, Peter King, *Sports Illustrated Dr. Z*
- All-NFL Second Team, Associated Press, *Football Digest*
- All-NFC, *Football News, Pro Football Weekly*
- All-Madden Team, FOX Sports

Strength and Conditioning Coach Mike Wolf

- NFL Strength and Conditioning Coach of the Year, Professional Football Strength and Conditioning Coaches Society



2001 NFL STANDINGS AND POSTSEASON RESULTS



NATIONAL FOOTBALL CONFERENCE

NFC EAST	W	L	T	PCT.	PTS.	OP
* Philadelphia	11	5	0	.688	343	208
Washington	8	8	0	.500	256	303
NY Giants	7	9	0	.438	294	321
Arizona	7	9	0	.438	295	343
Dallas	5	11	0	.312	246	338

NFC CENTRAL	W	L	T	PCT.	PTS.	OP
* Chicago	13	3	0	.812	338	203
# Green Bay	12	4	0	.750	390	266
# Tampa Bay	9	7	0	.562	324	280
Minnesota	5	11	0	.312	290	390
Detroit	2	14	0	.125	270	424

NFC WEST	W	L	T	PCT.	PTS.	OP
* St. Louis	14	2	0	.875	503	273
# San Francisco	12	4	0	.750	409	282
New Orleans	7	9	0	.438	333	409
Atlanta	7	9	0	.438	291	377
Carolina	1	15	0	.062	253	410

AMERICAN FOOTBALL CONFERENCE

AFC EAST	W	L	T	PCT.	PTS.	OP
* New England	11	5	0	.688	371	272
# Miami	11	5	0	.688	344	290
# NY Jets	10	6	0	.625	308	295
Indianapolis	6	10	0	.375	413	486
Buffalo	3	13	0	.188	265	420

AFC CENTRAL	W	L	T	PCT.	PTS.	OP
* Pittsburgh	13	3	0	.812	352	212
# Baltimore	10	6	0	.625	303	265
Cleveland	7	9	0	.438	285	319
Tennessee	7	9	0	.438	336	388
Jacksonville	6	10	0	.375	294	286
Cincinnati	6	10	0	.375	226	309

AFC WEST	W	L	T	PCT.	PTS.	OP
* Oakland	10	6	0	.625	399	327
Seattle	9	7	0	.562	301	324
Denver	8	8	0	.500	340	339
Kansas City	6	10	0	.375	320	344
San Diego	5	11	0	.312	332	321

* Division champion
Wild Card team

2001 POSTSEASON AT A GLANCE ...

NFC Wild Card Playoff Games
PHILADELPHIA 31, Tampa Bay 9
GREEN BAY 25, San Francisco 15

AFC Wild Card Playoff Games
OAKLAND 38, NY Jets 24
Baltimore 20, MIAMI 3

NFC Divisional Playoff Games
Philadelphia 33, CHICAGO 19
ST. LOUIS 45, Green Bay 17

AFC Divisional Playoff Games
NEW ENGLAND 16, Oakland 13
PITTSBURGH 27, Baltimore 10

NFC Championship Game
ST. LOUIS 29, Philadelphia 24

AFC Championship Game
New England 24, PITTSBURGH 17

Super Bowl XXXVI at New Orleans, LA
New England 20, St. Louis 17

AFC-NFC Pro Bowl at Honolulu, Hawaii
AFC 38, NFC 30

Note: HOME TEAM IN CAPS

NFL NEWS & NOTES FROM 2001

- The morning after the first Monday night game of the season came the September 11 terrorist attacks. In their wake, the NFL and its teams put aside football for a weekend to concentrate on helping their fellow Americans. Commissioner Paul Tagliabue postponed the games scheduled for September 16-17. "We in the National Football League have decided that our priorities for this weekend are to pause, grieve and reflect," Tagliabue said. "It is a time to tend to families and neighbors and all those wounded by these horrific acts of terrorism."
- Once the games began again, all NFL players wore a special American flag decal on the lower right back of their helmets for the remainder of the season. Players, coaches and other personnel from all teams wore on the sidelines team caps with the flag imprinted on the right side panel.



2001 GAME-BY-GAME REVIEW



GAME

1

SUNDAY, SEPTEMBER 9, 2001
ST. LOUIS 20, PHILADELPHIA 17 (OT)
VETERANS STADIUM • 66,243



Despite a valiant comeback attempt in the 4th quarter the Eagles dropped their home opener, 20-17, in overtime to the St. Louis Rams. The Eagles defense used their aggressive style of play to limit the high-powered Rams offense all afternoon, holding them to their third lowest point total since Kurt Warner has been their starting QB. The Eagles offense, however, struggled early and were plagued by turnovers that directly resulted in 14 points. On the game's first play from scrimmage, QB Donovan McNabb fumbled the snap from C Hank Fraley and the ball was recovered by the Rams. Two plays later, RB Marshall Faulk scored on a 7-yard TD scamper to give the Rams a 7-0 lead 51 seconds into the game. The Eagles were able to get on the board later in the first stanza as David Akers booted a 50-yd. FG. Down 7-3 and driving at the SL33, McNabb was intercepted by CB Dre Bly, who dove in front of WR Todd Pinkston to thwart a potential scoring drive. On the Eagles next possession, the turnover bug proved costly again as TE Chad Lewis fumbled after a reception from McNabb. Rams S Adam Archuleta picked up the loose ball and returned it 24 yards before he fumbled. The Rams recovered, however, and took a 14-3 halftime lead with a 2-yard TD pass from Warner to TE Ernie Conwell. The Rams took control in the 2nd half with an 8-minute, 17-play drive that resulted in a 20-yd. FG by Jeff Wilkins. Later in the quarter the Rams marched to the PEB poised to open up a big lead. However, LB Carlos Emmons tipped Warner's pass attempt and Troy Vincent recorded a pivotal interception at the PE2. From there, Philadelphia embarked on an 18-play, 98-yard drive (including 3-3 on 4th downs) that ended in a 1-yd. TD pass to FB Cecil Martin. The fourth down play was originally ruled not a TD by the on-field officials, who claimed Martin did not cross the goal line. After a coaches challenge by Andy Reid, the play was overturned and the Eagles found themselves down just 17-10. On their next possession, McNabb hit Martin again on an 8-yd. TD completion that tied the score at 17-17. With momentum clearly on the Eagles side, LB Ike Reese stripped Rams return man Aveion Cason on the ensuing kickoff. However, the Eagles missed a golden opportunity as they could not recover the loose ball. Both teams failed to score on their final two possessions of regulation and the game went into OT. The Eagles won the coin toss in the extra session but stalled on their drive. Warner and WR Isaac Bruce connected on gains of 20 and 27 yards to set up the game-winning, 26-yd. FG by Wilkins.

NOTES: The Eagles opened with 17 players who started opening day last year. The only changes were at WR (James Thrash and Pinkston), C (Fraley), LDE (Brandon Whiting, who finished last season as the starter), and WILL (Mike Caldwell) ... The Eagles lost in overtime for the first time since 11/28/99 (at Washington) ... McNabb completed a career-high 32 pass attempts ... Duce Staley made his first regular season appearance since October 1, 2000, and caught a career-high 11 passes ... Martin scored his first NFL TDs ... Pinkston had a career-high 7 catches for 99 yards ... FS Brian Dawkins had a game-high 13 tackles and Caldwell notched 10 tackles, including a sack.

	1st	2nd	3rd	4th	OT	Pts
St. Louis	7	7	3	0	3	20
Philadelphia	3	0	0	14	0	17

STL - M.Faulk, 7 run (Wilkins)
Phila - D.Akers, 50 FG
STL - E.Conwell, 2 pass from Warner (Wilkins)
STL - J.Wilkins, 20 FG
Phila - C.Martin, 1 pass from McNabb (Akers)
Phila - C.Martin, 8 pass from McNabb (Akers)
STL - J.Wilkins, 26 FG

TEAM STATISTICS	PHILA	ST. LOUIS
First Downs	19	22
Net Yards Gained	334	364
Rushes/Yards	18/57	23/82
Net Yards Passing	277	282
Att/Comp/INT	48/32/1	42/28/2
Sacked/Yards Lost	5/35	4/26
Punts/Average	5-40.8	6/42.7
Fumbles/Lost	2/2	3/0
Penalties/Yards	2/20	7/45
Time of Possession	32:44	35:12

RUSHING: EAGLES - D.McNabb 9-48, D.Staley 9-9 ... RAMS - M.Faulk 20-72-1TD, A.Hakim 1-5, E.Conwell 1-4, T.Canidate 1-1.

RECEIVING: EAGLES - D.Staley 11-81, T.Pinkston 7-99, C.Martin 6-40-2TDs, C.Lewis 5-45, N.Brown 2-36, J.Thrash 1-11 ... RAMS - M.Faulk 8-48, T.Holt 7-85, E.Conwell 5-49-1TD, I.Bruce 4-89, J.Robinson 2-26, R.Proehl 1-6, A.Hakim 1-5.

PASSING: EAGLES - D.McNabb 48-32-312-1-2TDs ... RAMS - K.Warner 42-28-308-2-1TDs.

INTS: EAGLES - T.Vincent 1-0, D.Moore 1-0 ... RAMS - D.Bly 1-1.

SACKS: EAGLES - M.Caldwell 1-0, C.Simon 1-0, H.Douglas 1-0, B.Taylor 1-0 ... RAMS - L.Fletcher 1-0, L.Little 1-0, T.Jackson 1-0, S.Moran 1-0, B.Young 1-0.

Weather: Sunny, 82 degrees
Wind: NW 5 mph
Playing surface: NeXTurf
Time: 3:25



GAME
2

SUNDAY, SEPTEMBER 23, 2001
PHILADELPHIA 27, SEATTLE 3
HUSKY STADIUM • 62,826



The Eagles, along with the entire NFL, resumed their schedule after the national tragedies at the World Trade Center, the Pentagon, and western Pennsylvania postponed the week 2 contests on September 16-17. After an emotional pre-game ceremony at Husky Stadium on the campus of the University of Washington, the Eagles used big plays by Donovan McNabb and WR James Thrash and a stingy and aggressive defensive performance, to cruise to a 27-3 win over the Seahawks. Thrash burned the Seahawks for two 2nd quarter touchdown receptions of 64 and 23 yards, respectively, and set career highs in catches (10), yards (165), and TDs (2). The defense registered 7 sacks of Seahawks QB Matt Hasselbeck, who completed just 9 of 24 passes for 62 yards. The Seahawks only score of the day came early in the second quarter as Rian Lindell drilled a 41-yd. FG, the drive was one of only two that penetrated Eagles territory all day. The Eagles dominated from the start of the game and took a 14-3 halftime lead behind the strength of McNabb and Thrash. After the teams combined for 8 punts in the 3rd quarter, McNabb and the offense embarked on a 16-play, 72-yard drive to start the 4th quarter that culminated in a 21-yard field goal by David Akers. After forcing another 3-and-out by the Seahawks, McNabb and rookie RB Correll Buckhalter engineered an 8-play, 62-yard drive that was capped off by a 3-yd. TD run by McNabb. Buckhalter stepped in for an injured Duce Staley (shoulder) and registered 102 total yards from scrimmage (52 rushing, 50 receiving) in his first NFL action at running back.

NOTES: The game featured a match-up of head coaches – Andy Reid and Mike Holmgren – who are good friends. Reid served as an assistant coach under Holmgren in Green Bay from 1992-98 ... Thrash's 165-yd. output was the most by an Eagle since Fred Barnett's 173-yd. performance vs. Arizona in 1994 ... The Eagles have won their last two road openers by a total of 51 points. In 2000, the Eagles won, 41-14 at Dallas on opening day ... The play of the Eagles defense and special teams forced the Seahawks to start drives inside their 20-yd. line 7 times, including three times inside their 10-yard line ... DE Brandon Whiting recorded a career-high 2 sacks ... P Sean Landeta punted five times for a 52.4 yd. avg. and pinned two inside the 20-yard line to earn his fifth career NFC Special Teams Player of the Week honors.

	1st	2nd	3rd	4th	Pts
Philadelphia	3	14	0	10	27
Seattle	0	3	0	0	3

Phila - D.Akers, 48 FG
Phila - J.Thrash, 64 pass from McNabb (Akers)
Sea - R.Lindell, 41 FG
Phila - J.Thrash, 23 pass from McNabb (Akers)
Phila - D.Akers, 21 FG
Phila - D.McNabb, 3 run (Akers)

TEAM STATISTICS	PHILA	SEA
First Downs	18	9
Net Yards Gained	344	147
Rushes/Yards	31/102	26/126
Net Yards Passing	242	21
Att/Comp/INT	37/24/0	24/9/0
Sacked/Yards Lost	5/41	7/41
Punts/Average	5/52.4	10/46.6
Fumbles/Lost	1/1	2/1
Penalties/Yards	5/30	7/62
Time of Possession	32:36	27:24

RUSHING: EAGLES – C.Buckhalter 18-52, D.McNabb 5-16-1TD, D.Staley 3-12, J.Thrash 2-9, C.Martin 1-8, B.Mitchell 2-5 ... SEAHAWKS – R.Watters 17-81, M.Hasselbeck 4-31, K.Robinson 2-8, S.Alexander 3-6.

RECEIVING: EAGLES – J.Thrash 10-165-2TDs, C.Buckhalter 4-50, C.Lewis 3-13, B.Mitchell 2-29, C.Martin 2-6, N.Brown 1-12, T.Pinkston 1-6, D.Staley 1-2 ... SEAHAWKS – B.Engram 2-28, C.Fauria 2-13, D.Jackson 2-9, M.Strong 1-7, K.Robinson 1-3, R.Watters 1-2.

PASSING: EAGLES – D.McNabb 37-24-283-0-2TDs ... SEAHAWKS – M.Hasselbeck 24-9-62-0-0TD.

INTs: EAGLES - 0 ... SEAHAWKS - 0.

SACKS: EAGLES – B.Whiting 2.0, J.Trotter 1.0, B.Dawkins 1.0, C.Emmons 1.0, C.Simon 1.0, D.Burgess 1.0 ... SEAHAWKS – C.Brown 2.0, M.Bell 1.0, L.Kirkland 1.0, J.Randle 0.5, M.Sinclair 0.5.

Weather: Sunny, 65 degrees
Wind: N 4 mph
Playing surface: FieldTurf
Time: 3:06



GAME

3

SUNDAY, SEPTEMBER 30, 2001
 PHILADELPHIA 40, DALLAS 18
 VETERANS STADIUM • 66,621



The Eagles used a 26-point barrage in the 2nd quarter to cruise to a 40-18 domination of the Dallas Cowboys in a nationally televised (ESPN) game. Philadelphia's defense smothered the Cowboys in the decisive first half, holding them to just 11 total yards in 29 plays from scrimmage and one first down, which came with under 4 minutes remaining in the 2nd quarter. Offensively, rookie RB Correll Buckhalter rushed for 99 yards on 20 carries, including his first career touchdown run, while QB Donovan McNabb fired 3 first-half TD passes, including a pair to TE Chad Lewis. The game did not start well for the Eagles as KR Brian Mitchell fumbled away both the opening kickoff and the Cowboys first punt early in the first quarter. Those miscues led to two Cowboys FGs and a 6-0 deficit. The Eagles settled down on their very next possession, driving 62 yards on 9 plays as McNabb connected with Lewis on a 10-yard TD. On the first play of the 2nd stanza, Mitchell atoned for his earlier fumbles with a 54-yard punt return that set the Eagles up at the DC17. Two plays later, McNabb found Lewis again for their 2nd TD connection of the evening to make the score, 14-6. Later in the quarter, the Eagles defense struck again as LB Mike Caldwell forced a fumble by Cowboys RB Troy Hambrick. SS Damon Moore picked up the loose ball and strolled 10 yards for his first career touchdown increasing the Eagles lead to 21-6. On the Cowboys next possession, DE Hugh Douglas sacked and forced a fumble by Cowboys QB Anthony Wright that was recovered by fellow DE Brandon Whiting. That turnover led to McNabb's third TD pass of the day - a 10-yarder to WR Todd Pinkston, who reached the end zone for the first time in his career. K David Akers added two field goals to boost the halftime lead to 33-6. On the Eagles first possession of the 3rd quarter, Buckhalter capped a 7-play, 86-yard drive with a 3-yd. scamper for his first career TD run to end the Eagles scoring on the night.

NOTES: In the Cowboys first eight possessions, the Eagles defense limited them to -7 yards on 22 plays and no first downs ... The Eagles forced 5 turnovers vs. the Cowboys (4 fumbles and 1 INT) to record their best turnover output since the season finale vs. St. Louis in 1999 (7) ... In the last two games, the Eagles have allowed just 82 net passing yards ... Cowboys WRs combined for just 2 receptions for 26 yards ... In his first game since re-joining the Eagles this past offseason, DE N.D. Kalu blocked a punt by Micah Knorr which led to a field goal, it was the team's first blocked punt since DB Jason Bostic blocked one in the 2000 NFC Divisional Playoff game at NYG ... Brian Mitchell became the third player in league history (Walter Payton and Jerry Rice) to surpass the 19,000-yard plateau in all-purpose yards ... DT Corey Simon recorded a career-high 4 tackles for a loss ... Lewis logged the first two-touchdown performance of his career, while Buckhalter, Pinkston and Moore all scored their first NFL touchdowns ... The 40 points scored by the Eagles represented the second highest point total to date under Andy Reid (41 at Dallas in 2000).

	1st	2nd	3rd	4th	Pts
Dallas	6	0	0	12	- 18
Philadelphia	7	26	7	0	- 40

- Dal - T.Seder, 41 FG
- Dal - T.Seder, 43 FG
- Phila - C.Lewis, 10 pass from McNabb (Akers)
- Phila - C.Lewis, 17 pass from McNabb (Akers)
- Phila - D.Moore, 0 fumble return (Akers)
- Phila - T.Pinkston, 10 pass from McNabb (Akers kick failed)
- Phila - D.Akers, 40 FG
- Phila - D.Akers, 19 FG
- Phila - C.Buckhalter, 3 run (Akers)
- Dal - R.Thomas, 5 pass from Stoerner (Stoerner pass failed)
- Dal - M.Wiley, 11 pass from Stoerner (Stoerner pass failed)

TEAM STATISTICS	PHILA	DAL
First Downs	14	11
Net Yards Gained	276	242
Rushes/Yards	30/131	30/181
Net Yards Passing	145	61
Att/Comp/INT	28/14/0	30/11/1
Sacked/Yards Lost	2/17	2/16
Punts/Average	7/40.6	7/34.9
Fumbles/Lost	5/3	5/4
Penalties/Yards	10/81	6/50
Time of Possession	30:29	29:31

RUSHING: EAGLES - C.Buckhalter 20-99-1TD, D.McNabb 4-19, C.Martin 5-14, K.Detmer 1-(-1) ... COWBOYS - T.Hambrick 10-107, E.Smith 16-58, M.Wiley 2-8, R.Thomas 1-6, A.Wright 1-2.

RECEIVING: EAGLES - C.Lewis 4-43-2TDs, T.Pinkston 3-71-1TD, C.Martin 3-14, J.Thrash 2-25, C.Buckhalter 1-9, F.Mitchell 1-0 ... COWBOYS - M.Wiley 3-28-1TD, R.Thomas 2-10-1TD, M.Lucky 2-8, D.Chiaverini 1-21, W.McGarity 1-5, E.Smith 1-4, I.Huggins 1-1.

PASSING: EAGLES - D.McNabb 28-14-162-0-3TDs... COWBOYS - A.Wright 23-7-33-1-0TD, C.Stoerner 7-4-44-0-2TDs.

INTs: EAGLES - A.Harris 1-14 ... COWBOYS - 0.

SACKS: EAGLES - H.Douglas 1.0, B.Dawkins 0.5, B.Whiting 0.5 ... COWBOYS - P.Zellner 1.0, M.Myers 1.0.

Weather: Light Rain, 53 degrees
Wind: N 13 mph
Playing surface: NeXturf
Time: 3:13



GAME

4

SUNDAY, OCTOBER 7, 2001
 ARIZONA 21, PHILADELPHIA 20
 VETERANS STADIUM • 66,360



The Eagles lost a stunning 21-20 decision to Jake Plummer and the visiting Arizona Cardinals, dropping their record to 2-2. Plummer engineered another 4th quarter comeback vs. the Eagles as he connected with WR MarTay Jenkins on a 35-yard TD pass with just :09 remaining. The Cardinals built an early 14-0 lead in the first quarter as they capitalized on two turnovers by QB Donovan McNabb. On the Eagles second play from scrimmage, McNabb had the ball jarred loose as he was sacked by blitzing LB Rob Fredrickson. DE Kyle Vanden Bosch scooped up the ball and rumbled nine yards for the touchdown. On the Eagles next possession, a scrambling McNabb found a wide-open WR Todd Pinkston, who sprinted 71 yards for a touchdown. However, the TD was nullified after a holding penalty downfield on RB Correll Buckhalter. With a 3rd-and-8 at the AC28, McNabb was intercepted by Kwamie Lassiter to thwart a potential scoring opportunity. The Cardinals then drove 70 yards in 14 plays to score on a 2-yd. TD pass from Plummer to FB Joel Mackovicka. Saddled with a 14-0 deficit, the Eagles stormed back on their next possession to cut the lead in half as McNabb hit Pinkston with a picture-perfect 13-yard fade pass in the back of the end zone. That score was set up by a 56-yard screen pass to RB Brian Mitchell. After a 42-yd. FG by David Akers early in the 2nd stanza, McNabb and the Eagles embarked on a 2-minute drive at the end of the half. The drive spanned 69 yards in 7 plays and was capped off by another TD catch by Pinkston, who beat CB Coby Rhinehart on a fade pattern in the back of the end zone. Pinkston's 2-yd. TD put the Eagles in front 17-14 as the half expired. The Cardinals opened the 2nd half with a 64-yd. drive that stalled at the PE12. However, Bill Gramatica misfired on a 30-yd. FG that would have evened the score. Early in the 4th quarter, Arizona drove to the PE12 once again but came up short on another scoring opportunity as Plummer was intercepted by LB Jeremiah Trotter in the end zone. With 3:50 remaining in the 4th qtr. and the Eagles set up at their own 6 yd. line, McNabb drove 84 yards to the AC10. Facing a 3rd-and-1, Buckhalter was stopped for no gain before Akers nailed a 28-yard FG. Plummer and the Cardinals would not be denied on their final drive, as he connected with Jenkins on passes of 16 and 28 yards to set up the winning score on a 4th-and-10 play.

NOTES: Pinkston's career-high two TD effort was the fourth straight 2 TD receiving game by an Eagle ... in his first career NFL start. Buckhalter's 134 rushing yards were the highest total ever by an Eagles rookie, eclipsing the 129 by Steve Van Buren at the Brooklyn Dodgers in 1944.

	1st	2nd	3rd	4th	Pts
Arizona	14	0	0	7	- 21
Philadelphia	7	10	0	3	- 20

- Arz - K.Vanden Bosch, 9 fumble return (Gramatica)
- Arz - J.Makovicka, 2 pass from Plummer (Gramatica)
- Phila - T.Pinkston, 13 pass from McNabb (Akers)
- Phila - D.Akers, 42 FG
- Phila - T.Pinkston, 2 pass from McNabb (Akers)
- Phila - D.Akers, 28 FG
- Arz - M.Jenkins, 35 pass from Plummer (Gramatica)

TEAM STATISTICS	PHILA	ARZ
First Downs	19	19
Net Yards Gained	440	329
Rushes/Yards	30/179	28/97
Net Yards Passing	280	232
Att/Comp/INT	29/19/1	32/18/1
Sacked/Yards Lost	2/19	1/6
Punts/Average	5/41.4	6/40.8
Fumbles/Lost	2/1	3/0
Penalties/Yards	8/58	5/40
Time of Possession	29:05	30:55

RUSHING: EAGLES - C.Buckhalter 21-134, D.McNabb 3-24, B.Mitchell 3-14, T.Pinkston 1-5, C.Martin 2-2 ... CARDINALS - M.Pittman 22-83, T.Jones 5-13, J.Plummer 1-1.

RECEIVING: EAGLES - T.Pinkston 4-90-2TDs, C.Lewis 4-38, B.Mitchell 3-82, J.Thrash 3-42, N.Brown 2-18, J.Thomason 2-8, C.Martin 1-2 ... CARDINALS - M.Jenkins 6-119-1TD, D.Boston 4-71, T.Hardy 3-22, M.Pittman 2-16, J.Makovicka 2-7-1TD, F.Sanders 1-3.

PASSING: EAGLES - D.McNabb 29-19-280-1-2TDs ... CARDINALS - J.Plummer 32-18-238-1-2TDs.

INTS: EAGLES - J.Trotter 1-14 ... CARDINALS - K.Lassiter 1-25.

SACKS: EAGLES - P.Grasmanis 1-0 ... CARDINALS - R.Fredrickson 1-0, T.Burke 1-0.

Weather: Partly Cloudy, 53 degrees
Wind: NW 17 mph
Playing surface: NeXturf
Time: 3:09



GAME
5

MONDAY, OCTOBER 22, 2001
PHILADELPHIA 10, NEW YORK 9
GIANTS STADIUM • 78,821



Monday Night Football at Giants Stadium. There was no better scenery for the Eagles to claim first place in the NFC East as they overcame a 4th quarter deficit to end a nine-game, four-year losing streak against the New York Giants. Trailing 9-3 with 5:52 remaining in the final stanza, the Eagles drove to the NYG18 as the two-minute warning paused the action. After the timeout, Donovan McNabb took the snap, scrambled right and fired a bullet to a sliding James Thrash in the end zone for the game-winning touchdown. With no disrespect to the heroics of McNabb and Thrash, the story of the night for the Eagles was the suffocating play of their defense, especially in the decisive second half. After surrendering three field goals in the first half, the defense threw a blanket over the Giants in the final 30 minutes, allowing them just 59 total net yards and 3 first downs. After the Eagles touchdown, the Giants took over at their own 30-yard line with all three timeouts in their pocket and with 1:47 showing on the clock. An 11-yard pass play from Kerry Collins to Tiki Barber started a potential game-winning drive by the Giants. But on the next play, a scrambling Collins was sacked by MLB Jeremiah Trotter, who neatly slapped the ball loose. DE Brandon Whiting pounced on the ball just before it reached the Giants sideline at the 36-yard line. With 65 seconds remaining, the Giants had three timeouts and a chance to regain possession. After three running plays by Correll Buckhalter that netted 7 yards there were still 49 seconds remaining. McNabb took off on a QB keeper on the 4th-n-3 play and darted for 21 yards to seal the victory. The first half belonged to the home club as the Eagles fell behind 9-0 with the help of six offside penalties, a missed FG by David Akers, and an interception thrown by McNabb. The Eagles managed to get on the scoreboard late in the 3rd quarter as Akers connected on a 25-yd. FG. Trailing 9-3 with 8:11 left in the 4th quarter and facing a 4th-and-2 at their own 41, Eagles head coach Andy Reid called for a fake punt. Mike Bartrum made the direct snap to upback Brian Mitchell, who completed an 8-yard pass to SS Damon Moore. The play did not stand, however, as TE Jeff Thomason was ruled an ineligible man downfield. After the Eagles punted the ball away, the Giants went three-and-out and punted 39 yards to the PE38. A holding penalty on the Giants forced them to punt again and Rodney Williams misfired on his next attempt, sending a 27-yard punt to the NYG40, as the stage was set for the fantastic finish.

NOTES: The Eagles recorded their first win on Monday Night Football since Oct. 24, 1994, when they defeated the Houston Oilers, 21-6 at Veterans Stadium (they had been 0-6 in their last 6 attempts) ... The last time the Eagles defeated the Giants was on December 1, 1996, when they shutout the visiting New Yorkers, 24-0 ... Besides Reid, 22 Eagles made their debuts on Monday Night Football, including 10 starters. Players such as McNabb, RT Jon Runyan, Buckhalter, and Trotter all shined in their first time under the Monday night lights.

	1st	2nd	3rd	4th	Pts
Philadelphia	0	0	3	7	10
New York	3	6	0	0	9

NYG- M.Andersen, 24 FG
 NYG- M.Andersen, 21 FG
 NYG- M.Andersen, 24 FG
 Phila - D.Akers, 25 FG
 Phila - J.Thrash, 18 pass from McNabb (Akers)

TEAM STATISTICS	PHILA	NYG
First Downs	13	16
Net Yards Gained	215	238
Rushes/Yards	20/91	31/96
Net Yards Passing	124	142
Att/Comp/INT	25/15/1	33/21/0
Sacked/Yards Lost	4/30	3/20
Punts/Average	6/44.3	6/42.7
Fumbles/Lost	0/0	2/1
Penalties/Yards	7/35	3/31
Time of Possession	24:40	35:20

RUSHING: EAGLES - D.McNabb 6-35, C.Buckhalter 11-34, D.Staley 3-22 ... GIANTS - T.Barber 13-55, R.Dayne 16-32, K.Collins 2-9.

RECEIVING: EAGLES - J.Thrash 6-77-1TD, T.Pinkston 4-39, D.Staley 4-23, C.Lewis 1-15 ... GIANTS - I.Hilliard 6-80, T.Barber 5-25, J.Jurevicius 3-22, A.Toomer 3-19, R.Dayne 2-15, G.Comella 2-1.

PASSING: EAGLES - D.McNabb 26-15-154-1-1TD ... GIANTS - K.Collins 33-21-162-0-0TD.

INTs: EAGLES - 0 ... GIANTS - S.Williams 1-20.

SACKS: EAGLES - J.Trotter 1.0, H.Douglas 1.0, D.Burgess 1.0 ... GIANTS - M.Strahan 2.0, J.Sehorn 1.0, K.Holmes 1.0.

Weather: Partly Cloudy, 61 degrees
Wind: N 7 mph
Playing surface: Grass
Time: 3:01



GAME

6

SUNDAY, OCTOBER 28, 2001
 OAKLAND 20, PHILADELPHIA 10
 VETERANS STADIUM • 65,342



The first-place Eagles dropped a 20-10 decision to the visiting Oakland Raiders at a chilly Veterans Stadium. The game was a homecoming for several former Eagles who now don the Raiders silver and black, including head coach Jon Gruden, linebacker William Thomas, cornerback Eric Allen, and running back Charlie Garner. But the star of the homecoming party was Raiders quarterback Rich Gannon, a product of St. Joe's Prep in Philadelphia and the University of Delaware, who led a balanced, mistake-free offensive attack. Meanwhile, the Eagles could not jump start their offense all day long as they accumulated just 195 total net yards, 11 first downs and a 1-11 conversion rate on 3rd downs. After stalling on their first two drives, the Eagles punted deep into Raiders territory where PR David Dunn was forced to fumble by Jeff Thomason. The Raiders dodged a bullet as they eventually recovered the loose ball at their own 20-yard line and proceeded to march 80 yards in 15 plays, capped off by a 2-yd TD by Garner. Late in the 2nd stanza, Raiders K Sebastian Janikowski upped the Raiders lead to 10-0 with a 42-yard FG. But the Eagles answered right back with :31 left in the half as David Akers nailed a 34-yd. FG to cut the halftime lead to 10-3. The Raiders stormed to a two-touchdown lead midway through the 3rd quarter as RB Zack Crockett's 1-yd. TD run capped off a 6-play, 63-yard drive. On that drive, Gannon connected with WR Jerry Rice on a 32-yd. completion followed by a 22-yd. gain by Garner. Three plays into the 4th quarter, Janikowski nailed a 32-yd. FG to up the Raiders commanding lead to 20-3. Eagles RB Duce Staley notched a 3-yd. TD run late in the game to finish the scoring.

NOTES: The last time the Eagles held sole possession of first place in the NFC East for two consecutive weeks was in 1981.

	1st	2nd	3rd	4th	Pts
Oakland	7	3	7	3	20
Philadelphia	0	3	0	7	10

Oak - C.Garner, 2 run (Janikowski)
Oak - S.Janikowski, 42 FG
Phila - D.Akers, 34 FG
Oak - Z.Crockett, 1 run (Janikowski)
Oak - S.Janikowski, 32 FG
Phila - D.Staley, 3 run (Akers)

TEAM STATISTICS	PHILA	OAK
First Downs	11	22
Net Yards Gained	195	354
Rushes/Yards	16/78	47/202
Net Yards Passing	117	152
Att/Comp/INT	27/12/0	26/17/0
Sacked/Yards Lost	4/16	1/6
Punts/Average	8/46.0	5/45.6
Fumbles/Lost	1/0	2/0
Penalties/Yards	5/31	7/65
Time of Possession	19:51	40:09

RUSHING: EAGLES - D.McNabb 6-30, C.Buckhalter 7-29, D.Staley 3-19-1TD ... RAIDERS - C.Garner 21-77-1TD, Z.Crockett 17-47-1TD, R.Jordan 3-45, R.Gannon 3-16, T.Kirby 2-15, S.Lechler 1-2.

RECEIVING: EAGLES - D.Staley 2-35, N.Brown 2-29, C.Lewis 2-27, J.Thrash 2-9, C.Martin 2-7, F.Mitchell 1-15, J.Thomason 1-11 ... RAIDERS - T.Brown 3-43, C.Garner 3-18, R.Williams 3-16, J.Rice 2-34, J.Porter 2-23, J.Ritchie 2-15, T.Kirby 1-8, J.Brigham 1-1.

PASSING: EAGLES - D.McNabb 27-12-133-0-0TD ... RAIDERS - R.Gannon 26-17-158-0-0TD.

INTs: EAGLES - 0 ... RAIDERS - 0.

SACKS: EAGLES - M.Caldwell 1.0 ... RAIDERS - J.Taves 1.0, R.Coleman 1.0, E.Alexander 1.0, T.Bryant 1.0.

Weather: Partly Cloudy, 52 degrees
Wind: N 17 mph
Playing surface: NeXturf
Time: 2:56



GAME 7 **SUNDAY, NOVEMBER 4, 2001**
PHILADELPHIA 21, ARIZONA 7
SUN DEVIL STADIUM • 33,340



The Eagles kept their grip on first place in the NFC East and continued their perfect record away from home this season with a 21-7 triumph over the host Arizona Cardinals. The Eagles got off to a quick start in this contest as KR Brian Mitchell took the opening kickoff 94 yards for a touchdown. The Eagles shut down the Cards running and passing attacks throughout most of the first half as they gang-tackled RB Michael Pittman and pressured QB Jake Plummer consistently. The game remained 7-0 until late in the 1st half when Mitchell returned a punt 22 yards to set up the Eagles at the AC35. Seven plays later, McNabb connected with WR James Thrash in the back of the end zone to increase the Eagles lead to 14-0. However, Plummer and the Cards struck back as he hit WR David Boston with a 52-yard strike to the PE2. From there, Plummer tossed a two-yard TD to TE Tywan Mitchell with 1:09 left in the half. But McNabb and the Eagles were not yet ready to make the long haul to the locker rooms at Sun Devil Stadium as he connected with Thrash on a 15-yard completion and then with Thrash again on a 54-yard bomb that proved to be the final points of the afternoon. In the 2nd half, both teams traded punts until the early portion of the 4th quarter when, faced with a 4th-and-10 at the PE33, Plummer completed a pass to Boston who came up one yard short of a first down when he was stopped by Brian Dawkins and Troy Vincent. On the Cards next possession, Plummer, who entered the game with five 4th quarter comebacks vs. the Eagles in his young career, drove the Redbirds down to the PE1 with just over three minutes remaining in regulation. From there, Pittman was forced to fumble on a diving attempt into the end zone by DT Hollis Thomas. DE Derrick Burgess pounced on the loose ball in the end zone to thwart Arizona's comeback bid.

NOTES: By holding the Cardinals to just 7 points, the Eagles held their road opponents to single-digit point totals in three straight games for the 2nd time in team history and the first since 1949-50 ... Rookie WR Freddie Mitchell became a primary target for the first time in his career and caught 4 passes for 62 yards. On a 3rd-and-14 play in the 3rd quarter, Mitchell took a big hit from two Cardinals but held on to the ball for the first down. Later that quarter, Mitchell made a picture-perfect diving catch for 20 yards on a 3rd-and-11 situation ... Brian Mitchell's TD tied him with Eric Metcalfe atop the NFL list for most career kick returns for scores with 12. In addition, it marked the first time an Eagle returned the opening kickoff for a score since 9/17/61 when Timmy Brown returned the opening kickoff 105 yards for a TD vs. the Browns. His effort earned him NFC Special Teams Player of the Week honors ... Sean Landeta surpassed Lee Johnson (50,473) for first place on the NFL's all-time punt yardage list.

	1st	2nd	3rd	4th	Pts
Philadelphia	7	14	0	0	21
Arizona	0	7	0	0	7

Phila - B.Mitchell, 94 kickoff return (Akers)
Phila - J.Thrash, 8 pass from McNabb (Akers)
Arz - T.Mitchell, 2 pass from Plummer (Gramatica)
Phila - J.Thrash, 54 pass from McNabb (Akers)

TEAM STATISTICS	PHILA	ARZ
First Downs	13	20
Net Yards Gained	332	327
Rushes/Yards	22/113	24/57
Net Yards Passing	219	270
Att/Comp/INT	33/19/1	41/24/1
Sacked/Yards Lost	3/19	3/23
Punts/Average	10/47.6	10/41.4
Fumbles/Lost	0/0	2/1
Penalties/Yards	11/92	1/9
Time of Possession	28:55	31:05

RUSHING: EAGLES - D.Staley 12-49, D.McNabb 4-26, J.Thrash 2-24, C.Buckhalter 4-14 ... **CARDINALS** - M.Pittman 18-43, T.Jones 6-14.

RECEIVING: EAGLES - J.Thrash 4-80-2TDs, F.Mitchell 4-62, C.Lewis 4-57, T.Pinkston 3-15, C.Martin 2-16, J.Thomason 1-9, C.Buckhalter 1-(-1) ... **CARDINALS** - D.Boston 8-138, F.Sanders 6-87, M.Pittman 5-28, T.Mitchell 3-14-1TD, M.Jenkins 2-26.

PASSING: EAGLES - D.McNabb 33-19-238-1-2TDs... **CARDINALS** - J.Plummer 41-24-293-1-1TD.

INTS: EAGLES - D.Moore 1-2 ... **CARDINALS** - K.Lassiter 1-0.

SACKS: EAGLES - H.Douglas 2.0, N.D.Kalu 1.0 ... **CARDINALS** - R.McKinnon 1.0, R.Hill 0.5, A.Wilson 0.5, R.Thompson 0.5, F.Wakefield 0.5.

Weather: Partly Cloudy, 94 degrees
Wind: SE 16 mph
Playing surface: Grass
Time: 3:02



GAME

8

SUNDAY, NOVEMBER 11, 2001
 PHILADELPHIA 48, MINNESOTA 17
 VETERANS STADIUM • 65,638



The Eagles hit the midway point of the season with a 48-17 trouncing of the Vikings. RB Duce Staley, in his first start since week 2 of the season, was back to his old self, breaking tackles, catching passes, and playing with tremendous heart as he racked up 231 total yards from scrimmage. QB Donovan McNabb engineered an offense that compiled 6 touchdowns, 487 yards, 33 first downs, and 23 plays of 10 yards-or-more. He accounted for 4 touchdowns on his own, throwing for three and running for another, without throwing an interception. The defense pressured Vikings QB Duane Culppepper all day long (6 sacks), forced four turnovers (leading to 24 points), and stuffed their attempt at a running game (2.7 average on 21 attempts). They dominated from the start of the game as they took a 14-0 lead on a McNabb TD pass to James Thrash and a McNabb 12-yd. scramble for a score. After the teams traded field goals midway through the 2nd stanza, Eagles DE Hugh Douglas sacked and forced a fumble by Culppepper that was recovered by Bobby Taylor. Two plays later, McNabb hit Thrash for his second TD catch of the day, a 17 yarder that upped their lead to 24-3. On the Vikings next play from scrimmage, Culppepper was intercepted by CB Troy Vincent and, once again, paid the price. RB Correll Buckhalter's 1-yd. TD plunge capped a 4-play, 49-yard drive and gave the Eagles a commanding 31-3 lead. A late TD by the Vikings in the 2nd quarter was neutralized by a 44-yd. TD run by Staley on the Eagles first possession of the 2nd half. Down 38-10, the Vikings drove to the PE2 late in the 3rd quarter before surrendering another turnover. RB Jim Kleinsasser fumbled as he was diving toward the end zone as Brian Dawkins scooped up the loose ball for a touchback. A 21-yard FG by David Akers resulted as the Eagles built a 41-10 lead. The turnover bug bit the Vikings on their next possession as reserve safety Rashard Cook was cut loose on a blitz, he sacked and forced a fumble by Culppepper that DE Brandon Whiting recovered. Four plays later, McNabb found 3rd-string TE Mike Bartrum on a 4-yd. TD pass to give the Eagles a 48-10 lead. A late TD pass from Culppepper to WR Randy Moss closed out the scoring.

NOTES: The Eagles 48 points marked the highest scoring output in a regular season game since scoring 48 vs. New England on 11/4/90 ... The 31-point margin of victory was the largest for the Eagles since a 40-8 win at San Francisco on 10/2/94 ... The 33 first downs by the Eagles were the second best total in team history. Philadelphia managed 34 first downs vs. Baltimore on 11/15/81 ... Staley rushed for 146 yards (one TD) and also caught 6 passes for 85 yards. It was his first 100-yard game since a 201-yard output at Dallas on opening day in 2000. The 146 yards were the second best mark of his career and the 85 receiving yards were his best to date. His 231 total yards from scrimmage were also the second best total of his career ... Bartrum's TD catch was the third reception of his career, all of which have resulted in TDs ... Douglas logged his 15th multiple sack game of his career moved into 6th place on the club's all-time list.

	1st	2nd	3rd	4th	Pts
Minnesota	0	10	0	7	17
Philadelphia	7	24	7	10	48

- Phila - J.Thrash, 14 pass from McNabb (Akers)
- Phila - D.McNabb, 12 run (Akers)
- Min - G.Anderson, 43 FG
- Phila - D.Akers, 36 FG
- Phila - J.Thrash, 17 pass from McNabb (Akers)
- Phila - C.Buckhalter, 1 run (Akers)
- Min - C.Carter, 5 pass from Culppepper (Anderson)
- Phila - D.Staley, 44 run (Akers)
- Phila - D.Akers, 21 FG
- Phila - M.Bartrum, 4 pass from McNabb (Akers)
- Min - R.Moss, 29 pass from Culppepper (Anderson)

TEAM STATISTICS	PHILA	MIN
First Downs	33	16
Net Yards Gained	487	301
Rushes/Yards	35/272	21/56
Net Yards Passing	215	245
Att/Comp/INT	29/19/0	35/21/1
Sacked/Yards Lost	1/8	6/40
Punts/Average	2/30.5	4/37.0
Fumbles/Lost	1/1	4/3
Penalties/Yards	2/8	7/51
Time of Possession	31:43	28:17

RUSHING: EAGLES - D.Staley 17-146-1TD, C.Buckhalter 11-66-1TD, D.McNabb 3-37-1TD, J.Thrash 1-14, F.Mitchell 1-12, K.Detmer 2-(-3) ... VIKINGS - D.Culppepper 6-21, D.Chapman 9-19, J.Kleinsasser 4-12, T.Prentice 2-4.

RECEIVING: EAGLES - D.Staley 6-85, J.Thrash 5-52-2TDs, F.Mitchell 3-38, T.Pinkston 2-20, C.Martin 1-17, C.Lewis 1-7, M.Bartrum 1-4-1TD ... VIKINGS - R.Moss 7-95-1TD, C.Carter 5-81-1TD, D.Chapman 2-45, B.Chamberlain 2-23, J.Reed 2-19, J.Kleinsasser 2-16, C.Walsh 1-6.

PASSING: EAGLES - D.McNabb 29-19-223-0-3TDs ... VIKINGS - D.Culppepper 35-21-285-1-2TDs.

INTS: EAGLES - T.Vincent 1-0 ... VIKINGS - 0.

SACKS: EAGLES - H.Douglas 2.5, D.Moore 1.0, P.Grasmanis 1.0, R.Cook 1.0, J.Trotter 0.5 ... VIKINGS - K.Wong 1.0.

Weather: Clear, 50 degrees
Wind: N 10 mph
Playing surface: NeXturf
Time: 3:03



GAME

9

SUNDAY, NOVEMBER 18, 2001

PHILADELPHIA 36, DALLAS 3

TEXAS STADIUM • 63,204



The Eagles benefited from another all-around effort in recording their second lopsided win over the Cowboys this year, a 36-3 triumph at Texas Stadium. RB Duce Staley posted his second straight 100-yard rushing game, K David Akers nailed a career-high 5 field goals, and the defense posted four take-aways and two touchdowns in the romp. The Eagles got the scoring barrage underway early in the 2nd qtr. after CB Bobby Taylor ripped the ball away from Cowboys RB Emmitt Smith at the DC25. From there, the Eagles drove to the DC16, where they faced a 4th-and-1. Opting not to try the short field goal, head coach Andy Reid decided to give the ball to their best weapon of the day – Staley – and it worked setting the tone for the remainder of the game. After a 10-yard rush and a first down by Staley, QB Donovan McNabb found TE Chad Lewis all alone in the end zone for a 7-0 lead. On the Cowboys next possession, QB Ryan Leaf fumbled a snap and the ball bounced into the hands of MLB Jeremiah Trotter at the DC33. The Eagles could not convert this turnover into points, however, as McNabb was intercepted by S Darren Woodson at the goal line, snapping a streak of 25 straight scoring trips in the red zone this year. Akers made good on two field goals later in the quarter to seemingly send the Eagles into the locker room with a 13-0 advantage. But, on a last ditch effort to move the ball into field goal range with time running out, Leaf was intercepted by Trotter, who raced 50 yards for his second TD in as many years at Texas Stadium. Armed with a commanding 20-0 lead at the half, the Eagles came out flying in the 3rd quarter with a 61-yard kickoff return by Brian Mitchell that set up a 26-yard FG by Akers. A stifling defensive effort (6 plays, 6 net yards), set up another FG by Akers (28 yarder) that put the Cowboys on life support. After both teams traded field goals early in the 4th. Leaf threw another INT, this one to back-up CB William Hampton, who raced 33 yards for his first career score.

NOTES: The Eagles tied a team record with their 7th straight regular season road victory ... The Eagles defeated their last two opponents by a combined margin of 64 points, the highest margin of victory in two straight games since 1981, when they beat St. Louis (52-10) and Baltimore (38-13) by a combined margin of 67 points. Their 84 points in the last two games the most by the Eagles since scoring 90 points in those same two games in 1981 ... The Eagles combined margin of victory over Dallas in 2001 was 55 points, the most ever over an NFC East opponent in one year since 1981, when they downed the St. Louis Cardinals by a combined total of 80 points ... CB Troy Vincent recorded a career-high 1.5 sacks and became the 14th different Eagle to record a sack this year ... Akers was a perfect 5-5 on FG attempts and 3-3 on PAT attempts for a total of 18 points, earning him NFC Special Teams Player of the Week honors.

	1st	2nd	3rd	4th	Pts
Philadelphia	0	20	6	10	36
Dallas	0	0	0	3	3

Phila - C.Lewis, 2 pass from McNabb (Akers)
Phila - D.Akers, 24 FG
Phila - D.Akers, 46 FG
Phila - J.Trotter, 50 INT return (Akers)
Phila - D.Akers, 26 FG
Phila - D.Akers, 28 FG
Dal - J.Hilbert, 30 FG
Phila - D.Akers, 30 FG
Phila - W.Hampton, 33 INT return (Akers)

TEAM STATISTICS	PHILA	DAL
First Downs	17	11
Net Yards Gained	227	213
Rushes/Yards	35/98	23/132
Net Yards Passing	129	81
Att/Comp/INT	32/16/1	26/11/2
Sacked/Yards Lost	0/0	3/21
Punts/Average	3/47.0	5/33.8
Fumbles/Lost	0/0	2/2
Penalties/Yards	3/22	10/81
Time of Possession	33:40	26:20

RUSHING: EAGLES – D.Staley 26-102, D.McNabb 4-24, K. Detmer 2(-)-2, B.Mitchell 2(-)-10, F.Mitchell 1(-)-16) ... COWBOYS – E.Smith 15-80, J.Galloway 2-22, T.Hambrick 3-17, M.Wiley 2-13, R.Leaf 1-0.

RECEIVING: EAGLES – D.Staley 4-31, C.Lewis 3-18-1TD, T.Pinkston 2-30, J.Thrash 2-17, F.Mitchell 2-15, B.Mitchell 1-11, C.Martin 1-4, J.Reader 1-3 ... COWBOYS – R.Ismail 5-57, J.Galloway 2-20, E.Smith 2-10, M.Lucky 1-9, J.Harris 1-6.

PASSING: EAGLES – D.McNabb 32-16-129-1-1TD ... COWBOYS – R.Leaf 26-11-102-2-0TD.

INTS: EAGLES – J.Trotter 1-50-1TD, W.Hampton 1-33-1TD ... COWBOYS – D.Woodson 1-5.

SACKS: EAGLES – T.Vincent 1.5, D.Burgess 1.0, C.Simon 0.5 ... COWBOYS – 0.

Weather: Cloudy, 70 degrees
Wind: SE 5 mph
Playing surface: Artificial
Time: 2:57



GAME
10

SUNDAY, NOVEMBER 25, 2001
WASHINGTON 13, PHILADELPHIA 3
VETERANS STADIUM • 65,666



Riding a four-game win streak heading into Veterans Stadium, the Washington Redskins continued their winning ways as they limited the Eagles to just 186 total net yards, 6 first downs, and 3 points in their 13-3 triumph. The Eagles simply could not get anything going offensively all day as they went three-and-out on their first five possessions. Meanwhile, the Redskins rode the legs of RB Stephen Davis in the first quarter, driving to the PE19 before K Brett Conway misfired on a 37-yard FG attempt. After Davis left with a back injury later that quarter, the Redskins turned to Ki-Jana Carter, who rushed 4 times for 26 yards on the next drive, including a 5-yard TD run that gave the 'Skins a 7-0 lead. Penalties and mistakes continued to plague the Eagles offense in the 2nd quarter as they stumbled on all four of their possessions before yielding a last-second, 43-yd. FG by Conway. Philadelphia finally got on the board late in the 3rd quarter, driving 42 yards on 9 plays that set up a 49-yard FG by David Akers. Down 10-3 and poised for more points, Donovan McNabb and the Eagles marched to the WR33 as the 3rd quarter expired. Facing a 4th-and-3, McNabb, however, misfired on a pass attempt to WR Freddie Mitchell. After the defense forced a three-and-out by the 'Skins, Philadelphia drove to the WR35, where they faced another fourth down. On 4th-and-1 with 9:30 left in the game, the Eagles handed off to RB Correll Buckhalter, who lost his footing and was touched down short of the first down marker. That drive proved to be the Eagles last gasp at a comeback as the Redskins chewed up all but 24 seconds of the remaining clock on their next drive (15 plays, 50 yards) as Conway's 32-yard field goal sealed the victory.

NOTES: Despite suffering a minor knee sprain early in the game, DT Corey Simon tied a career-high with 2 sacks ... Former NFL star Rod Smart made his NFL debut as he played on the kickoff coverage unit ... K David Akers, who is in just his 2nd season as a full-time kicker, connected on his 10th consecutive field goal, his third longest streak. He previously had streaks of 13 (1999-2000) and 11 (2000) straight field goals made.

	1st	2nd	3rd	4th	Pts
Washington	0	10	0	3	- 13
Philadelphia	0	0	3	0	- 3

Wash - K.Carter, 5 run (Conway kick)
Wash - B.Conway, 43 FG
Phila - D.Akers, 49 FG
Wash - B.Conway, 32 FG

TEAM STATISTICS	PHILA	WASH
First Downs	7	16
Net Yards Gained	186	240
Rushes/Yards	22/94	45/155
Net Yards Passing	92	85
Att/Comp/INT	27/15/0	18/12/0
Sacked/Yards Lost	0/0	2/11
Punts/Average	7/47.7	7/44.9
Fumbles/Lost	1/0	1/0
Penalties/Yards	7/52	5/41
Time of Possession	22:11	37:49

RUSHING: EAGLES - D.Staley 15-50, D.McNabb 3-39, C.Buckhalter 4-5 ... REDSKINS - S.Davis 22-79, K.Carter 18-56-1TD, T.Banks 5-20.

RECEIVING: EAGLES - D.Staley 7-40, J.Thrash 4-32, T.Pinkston 2-11, J.Thomason 1-5, C.Buckhalter 1-4 ... REDSKINS - R.Gardner 4-33, M.Westbrook 3-22, Z.Flemister 2-33, K.Carter 2-9, D.Bennett 1(-1).

PASSING: EAGLES - D.McNabb 27-15-92-0-0TD ... REDSKINS - T.Banks 18-12-96-0-0TD.

INTs: EAGLES - 0 ... REDSKINS - 0.

SACKS: EAGLES - C.Simon 2-0 ... REDSKINS - 0.

Weather: Cloudy, 69 degrees
Wind: S 20 mph
Playing surface: NeXturf
Time: 2:58



GAME

11

THURSDAY, NOVEMBER 29, 2001
 PHILADELPHIA 23, KANSAS CITY 10
 ARROWHEAD STADIUM • 77,087



Using an aggressive brand of football, the Eagles stormed into a hostile Arrowhead Stadium in a nationally televised (ESPN) Thursday night contest and flattened the Kansas City Chiefs, 23-10. With the win, the first place Eagles pushed their record to 7-4, including a 5-0 mark on the road for the first time in franchise history. The win also represented the Eagles 8th consecutive regular season triumph away from home, topping the franchise record of seven set in 1949. After the Chiefs won the coin toss and elected to receive, Eagles head coach Andy Reid called for an onside kick to get the game underway. K David Akers, who is one of the league's finest onside kick artists, performed his magic once again as Dameane Douglas easily recovered the kick at the PE40. After the Eagles drive stalled at the KC6, Akers came on to give Philadelphia an early 3-0 lead with a 24-yard field goal. The score remained that way until early in the 2nd stanza, when another special teams play proved beneficial in the Eagles favor. Eagles P Sean Landeta had his punt tipped by Chiefs LB Glenn Cadrez. The punt, which traveled only 12 yards, was then fumbled by the Chiefs Eric Warfield and recovered by Eagles DB William Hampton. Two plays later, QB Donovan McNabb connected with RB Duce Staley on a screen pass. Staley broke three tackles and scampered 46 yards for a touchdown that gave the Eagles a 10-0 lead. On the Eagles next possession, McNabb fired a 34-yard completion to WR James Thrash that set up another FG by Akers. As the clock wound down in the first half and the Chiefs were driving deep in Eagles territory, FS Brian Dawkins neatly broke up a potential TD pass from Trent Green to Tony Gonzalez that forced the Chiefs to settle for a field goal and a 13-3 halftime deficit. Using his arm and legs, McNabb built the Eagles a 20-3 lead in the 3rd quarter as he found a wide open Tony Stewart on a 1-yard TD pass. But the Chiefs bounced back on their next possession after a 59-yard kickoff return by Dante Hall. Green capped an 8-play, 38-yard drive with a 3-yard strike to WR Derrick Alexander that pulled the Chiefs within 10 points. But that would be the final time the Chiefs lit the scoreboard, as a stingy Eagles defense, shut the door on the home team. Akers nailed his 13th consecutive field goal (tying his own franchise mark set in 2000) in the 4th qtr. to seal the win and their hold on first place in the NFC East.

NOTES: It was the Eagles first visit to Arrowhead Stadium since 1992 ... After being deactivated for the first 10 games of the season, TE Tony Stewart dressed in place of an injured Jeff Thomason (knee) and hauled in a 10-yard pass from McNabb on the Eagles first possession before registering his first career TD catch from McNabb in the 3rd ... Staley's 46-yard TD catch was the longest reception of his career ... The onside kick to start the game was the second in Reid's tenure as head coach. Reid opened the 2000 season with a successful onside kick at Dallas ... McNabb completed 5 passes of 20 yards-or-more ... Freddie Mitchell's 3 catches (for 60 yards) all resulted in first downs.

	1st	2nd	3rd	4th	Pts
Philadelphia	3	10	7	3	23
Kansas City	0	3	7	0	10

Phila - D.Akers, 24 FG
Phila - D.Staley, 46 pass from McNabb (Akers)
Phila - D.Akers, 33 FG
KC - T.Peterson, 29 FG
Phila - T.Stewart, 1 pass from McNabb (Akers)
KC - D.Alexander, 3 pass from Green (Peterson)
Phila - D.Akers, 38 FG

TEAM STATISTICS	PHILA	KC
First Downs	19	18
Net Yards Gained	378	291
Rushes/Yards	36/127	20/83
Net Yards Passing	251	208
Att/Comp/INT	26/18/1	35/21/1
Sacked/Yards Lost	2/18	2/5
Punts/Average	5/31.4	5/37.2
Fumbles/Lost	0/0	2/2
Penalties/Yards	5/35	3/43
Time of Possession	35:00	25:00

RUSHING: EAGLES - D.Staley 25-80, D.McNabb 9-41, C.Buckhalter 2-6 ... CHIEFS - P.Holmes 18-76, D.Hall 1-4, T.Richardson 1-3.

RECEIVING: EAGLES - J.Thrash 5-65, D.Staley 4-66-1TD, F.Mitchell 3-60, T.Pinkston 2-37, T.Stewart 2-11-1TD, C.Lewis 1-27, C.Martin 1-3 ... CHIEFS - P.Holmes 8-100, D.Alexander 4-39-1TD, T.Gonzalez 4-28, L.Parker 2-22, T.Richardson 2-11, M.Ricks 1-13.

PASSING: EAGLES - D.McNabb 26-18-269-1-2TDs ... CHIEFS - T.Green 35-21-213-1-1TD.

INTS: EAGLES - A.Harris 1-8 ... CHIEFS - G.Wesley 1-14.

SACKS: EAGLES - C.Simon 2-0 ... CHIEFS - M.Patton 2-0.

Weather: Overcast, 35 degrees
Wind: NE 7 mph
Playing surface: Grass
Time: 2:55



GAME
12

SUNDAY, DECEMBER 9, 2001
PHILADELPHIA 24, SAN DIEGO 14
VETERANS STADIUM • 65,438



On a cold, windy December afternoon at Veterans Stadium, the Eagles grinded out a 24-14 win over the feisty San Diego Chargers and improved their record to 8-4. For the first time all season, the Eagles registered seven points on their opening offensive possession, driving 63 yards on 6 plays resulting in a 1-yard TD pass from Donovan McNabb to TE Chad Lewis. On that drive, McNabb connected on two big plays - a 28-yd. pass to RB Duce Staley and a 31-yd. pass to WR James Thrash. The Chargers struck back on their next drive to tie the game on a fluke play. QB Doug Flutie floated a pass to WR Jeff Graham, who was tightly covered by CB Troy Vincent along the sideline. The ball deflected off of Vincent's back and fell into the hands of Graham, who raced 61 yards for the score. On the Chargers next possession, the Eagles defense struck with their first of many big plays as FS Brian Dawkins knifed into the backfield and stripped the ball from rookie RB LaDainian Tomlinson. Dawkins picked up the loose ball and took it 49 yards for the touchdown. After the first of two missed field goals by Chargers K Steve Christie, the game remained 14-7 until late in the 2nd quarter when the Eagles converted a 4th-and-1 with a 24-yard pass from McNabb to Thrash. Two plays later, Staley made a highlight-film one-handed grab from McNabb for an 8-yard touchdown to give the Eagles a commanding 21-7 lead. But the Chargers bounced right back behind the arm and legs of Flutie, who led a 7-play, 71-yard drive that resulted in a 10-yard TD pass to Graham. The score remained 21-14 until the 4th stanza when the Chargers turned the ball over on consecutive possessions (an INT by Vincent and a forced fumble by Dawkins that DT Hollis Thomas recovered). The Eagles took advantage of the latter turnover as David Akers connected on his team record 14th consecutive field goal to set the final score at 24-14. Christie misfired on a 37-yard field goal that would have pulled the Chargers within seven with 2:00 remaining in the game.

NOTES: P Sean Landeta moved past Lee Johnson (1,187) and into first place on the NFL's all-time punt list, he punted 10 times for 414 yards and pinned 4 inside the 20-yard-line to earn him his sixth career NFC Special Teams Player of the week honors ... Akers connected on his 14th straight FG, surpassing his previous consecutive streak of 13 set in 2000 ... Derrick Burgess had a career-high 2 sacks ... Staley's 88 receiving yards were a career high and were the most by any Eagles running back since James Joseph had 109 vs. SF in 1993.

	1st	2nd	3rd	4th	Pts
San Diego	7	7	0	0	- 14
Philadelphia	14	7	0	3	- 24

Phila - C.Lewis, 1 pass from McNabb (Akers)
SD - J.Graham, 61 pass from Flutie (Christie)
Phila - B.Dawkins, 49 fumble return (Akers)
Phila - D.Staley, 8 pass from McNabb (Akers)
SD - J.Graham, 10 pass from Flutie (Christie)
Phila - D.Akers, 37 FG

TEAM STATISTICS	PHILA	SD
First Downs	14	18
Net Yards Gained	273	393
Rushes/Yards	24/63	27/96
Net Yards Passing	210	297
Att/Comp/INT	45/22/1	44/20/2
Sacked/Yards Lost	2/11	2/10
Punts/Average	10/41.4	7/44.1
Fumbles/Lost	1/0	3/2
Penalties/Yards	4/30	7/67
Time of Possession	29:28	30:32

RUSHING: EAGLES - D.McNabb 7-39, D.Staley 15-21, C.Buckhalter 1-4, K.Detmer 1- (-1) ... **CHARGERS** - L.Tomlinson 19-51, D.Flutie 8-45.

RECEIVING: EAGLES - D.Staley 5-88-1TD, J.Thrash 5-74, T.Pinkston 5-17, C.Lewis 4-27-1TD, J.Reader 1-11, F.Mitchell 1-5, C.Martin 1-(-1) ... **CHARGERS** - J.Graham 5-110-2TDs, T.Dwight 4-51, L.Tomlinson 4-13, F.Jones 3-70, C.Conway 3-54, T.Fletcher 1-9.

PASSING: EAGLES - D.McNabb 44-22-221-1-2TDs, F.Mitchell 1-0-0-0-0 ... **CHARGERS** - D.Flutie 44-20-307-1-2TDs.

INTS: EAGLES - B.Taylor 1-5, T.Vincent 1-0 ... **CHARGERS** - R.Harrison 1-22.

SACKS: EAGLES - D.Burgess 2.0 ... **CHARGERS** - R.Harrison 1.0, L.Harrison 1-0.

Weather: Mostly Cloudy, 43 degrees

Wind: NW 10 mph

Playing surface: NeXturf

Time: 3:26



GAME
13

SUNDAY, DECEMBER 16, 2001
PHILADELPHIA 20, WASHINGTON 6
FedEx Field • 84,936



In a football game reminiscent of a heavyweight boxing match, the Eagles put on the gloves, played a physical brand of football and left FedEx Field with a 20-6 triumph over the Washington Redskins. With the win, the Eagles tightened their grip on their lead in the NFC East and, in the process, registered their ninth consecutive road win. After falling behind 3-0 with a sluggish start in the 1st quarter, the Eagles were torched for a long completion from Tony Banks to Rod Gardner on the Redskins first possession of the 2nd stanza. As Gardner was racing for what seemed to be an easy touchdown and a 10-0 lead, Eagles FS Brian Dawkins shifted his motor into 5th gear and chased down the speedy rookie wide receiver at the 7-yard line. From there, the Eagles tightened up and held the Redskins out of the end zone to preserve just a 6-0 deficit. After stalling during their first four possessions, Donovan McNabb and the Eagles offense got on track with their backs against the wall. McNabb connected with WR Todd Pinkston on a 15-yarder, TE Chad Lewis on a 25-yarder, and James Thrash on a 9-yarder to set the Eagles up inside the WR10. On a third-and-goal play from the WR4, McNabb rolled right and delivered a strike to rookie WR Freddie Mitchell to give the Eagles a 7-6 lead. For Mitchell, it was the first touchdown of his career. Later in the quarter, the Eagles survived a McNabb INT, recovered a fumbled punt by Redskins KR Eric Metcalf, and added to their lead with a 40-yd. FG by David Akers with just :04 remaining in the half. The place kicking certainly played a major role in this game as Redskins Brett Conway missed two field goals, including a 48-yarder early in the 3rd quarter that would have pulled the 'Skins within one point. One play after that miss, McNabb faked a handoff to RB Duce Staley, faked a reverse to Thrash, pump faked, and threw a strike to a streaking Pinkston, who slipped through two Redskin defenders and into the end zone for a 62-yard TD. Armed with a 17-6 lead, the Eagles defense harassed Banks for the remainder of the game as Dawkins intercepted him twice in the red zone. Akers finished off the scoring with a 50-yard field goal early in the 4th and the Eagles withstood two late turnovers of their own to register their second straight victory at FedEx Field.

NOTES: KR Brian Mitchell became just the 3rd player in NFL history to register 20,000 all-purpose yards, joining Walter Payton and Jerry Rice ... Dawkins, who finished with 12 tackles, became the first Eagle to record multiple INTs in a game since Troy Vincent had two at New Orleans on 9/24/00.

	1st	2nd	3rd	4th	Pts
Philadelphia	0	10	7	3	20
Washington	3	3	0	0	6

Wash - B.Conway, 47 FG
Wash - B.Conway, 25 FG
Phila - F.Mitchell, 4 pass from McNabb (Akers)
Phila - D.Akers, 40 FG
Phila - T.Pinkston, 62 pass from McNabb (Akers)
Phila - D.Akers, 50 FG

TEAM STATISTICS	PHILA	WASH
First Downs	11	16
Net Yards Gained	287	362
Rushes/Yards	23/63	29/157
Net Yards Passing	224	205
Att/Comp/INT	34/16/3	36/17/2
Sacked/Yards Lost	2/11	2/8
Punts/Average	6/48.8	6/37.8
Fumbles/Lost	2/1	2/1
Penalties/Yards	6/45	7/58
Time of Possession	26:12	33:48

RUSHING: EAGLES - D.Staley 15-36, D.McNabb 7-25, C.Buckhalter 1-2 ... REDSKINS - S.Davis 24-111, R.Gardner 1-16, T.Banks 3-15, K.Carter 1-15.

RECEIVING: EAGLES - D.Staley 8-73, T.Pinkston 2-77-1TD, F.Mitchell 2-27-1TD, J.Thrash 2-15, C.Lewis 1-25, C.Buckhalter 1-18 ... REDSKINS - M.Westbrook 4-48, R.Gardner 3-70, S.Davis 3-35, W.Rasby 2-32, B.Johnson 2-18, Z.Flemister 2-4, K.Lockett 1-6.

PASSING: EAGLES - D.McNabb 34-16-235-3-2TDs ... REDSKINS - T.Banks 36-17-213-2-0TD.

INTs: EAGLES - B.Dawkins 2-15 ... REDSKINS - L.Arrington 1-10, D.Green 1-0, D.Wilkinson 1-0.

SACKS: EAGLES - H.Douglas 1.0, C.Simon 1.0 ... REDSKINS - D.Terrell 1.0, L.Arrington 0.5, M.Coleman 0.5.

Weather: Partly cloudy, 46 degrees
Wind: Calm
Playing surface: Grass
Time: 3:11



GAME
14

SATURDAY, DECEMBER 22, 2001
SAN FRANCISCO 13, PHILADELPHIA 3
3COM PARK • 68,124



The Eagles were plagued by missed opportunities all day long as they suffered a 13-3 loss at a rain-soaked 3Com Park in San Francisco. In a tight, defensive struggle, the Eagles twice found themselves inside the Niners 10 yard-line only to come away with a total of three points. On the latter of those instances early in the 4th quarter, the Eagles, down 6-3, were set up with a first and goal at the SF9. After an 8-yard completion to WR James Thrash, RB Duce Staley was stuffed for a one-yard loss. From there, Donovan McNabb completed another pass to Thrash, who was stopped just outside of the goal line. On fourth down, head coach Andy Reid decided to go for the TD, but McNabb rolled right and was stopped by LB Derek Smith for no gain. On that play, however, Niners S Lance Schulters was flagged for holding TE Chad Lewis in the end zone. Armed with a fresh set of downs at the Niners 1-yard line, Staley was stopped on successive runs for no gain before McNabb stepped back to pass on third down. Lewis seemed to be all alone in the end zone, but Smith stepped in front of his pass attempt to snare a crucial INT and preserve San Francisco's lead. Early in the 2nd quarter, McNabb completed an 8-yard pass to Freddie Mitchell to set up Philadelphia with a 3rd and goal at the SF2. From there, McNabb was pressured into an incomplete pass as the Eagles settled for a 20-yard FG by David Akers and a 3-0 lead. The game remained that way until late in the first half when the Niners embarked on an 11-play, 57-yard drive that culminated in a 21-yard FG by Jose Cortez. On that drive, the Eagles came up with a goal line stand of their own after a first and goal situation at the one-yard line. The Niners scored what proved to be the game-winning points late in the 3rd quarter with a 16-play, 66-yard drive that ended in a 32-yard field goal by Cortez. Again, the Eagles kept them out of the end zone after the Niners were set up with a 1st and goal situation at the PE3. A key sack by reserve DE N.D. Kalu stalled the 49ers drive. After the key goal line stand by the 49ers early in the 4th quarter, the fired-up Niners drove 80 yards in 7 plays using a 34-yard pass interference penalty on CB Al Harris, who was covering WR Terrell Owens, and a 32-yard TD strike from QB Jeff Garcia to Owens to open up a 13-3 lead. With 6:52 remaining in the game, the Eagles could not advance the ball into 49ers territory and thus suffered their first road loss of the 2001 season.

NOTES: The Eagles suffered their first regular season road loss since 10/29/00, when they fell, 24-7, to the New York Giants. During that span, the Eagles set a franchise record with nine straight road wins ... The 49ers offensive output was their lowest of the season ... Akers 20-yd. FG extended his consecutive field goal streak to 17 ... Staley's 103 yards receiving (9 catches) represented a career high and he became the first Eagles back to surpass the 100-yd. mark since James Joseph (1/3/94) ... McNabb moved ahead of Roman Gabriel (7,221) and into 8th place on the Eagles all-time passing yardage list.

	1st	2nd	3rd	4th	Pts
Philadelphia	0	3	0	0	3
San Francisco	0	3	3	7	13

Phila - D.Akers, 40 FG
SF - J.Cortez, 21 FG
SF - J.Cortez, 32 FG
SF - T.Owens, 32 pass from Garcia (Cortez)

TEAM STATISTICS	PHILA	SF
First Downs	12	14
Net Yards Gained	292	244
Rushes/Yards	22/79	30/117
Net Yards Passing	213	127
Att/Comp/INT	34/23/1	24/14/0
Sacked/Yards Lost	3/19	2/9
Punts/Average	7/47.9	6/41.0
Fumbles/Lost	2/0	1/0
Penalties/Yards	11/109	3/15
Time of Possession	28:40	31:20

RUSHING: EAGLES - D.Staley 15-35, D.McNabb 5-31, C.Buckhalter 2-13 ... 49ERS - G.Hearst 17-72, K.Barlow 6-25, J.Garcia 6-19, F.Beasley 1-1.

RECEIVING: EAGLES - D.Staley 9-103, J.Thrash 5-26, T.Pinkston 3-51, C.Martin 3-15, F.Mitchell 2-31, C.Lewis 1-6 ... 49ERS - T.Owens 4-64-1TD, K.Barlow 3-20, E.Johnson 2-24, J.Swift 1-13, J.Stokes 1-6, G.Hearst 1-4, T.Streets 1-4, F.Beasley 1-1.

PASSING: EAGLES - D.McNabb 34-23-232-1-0TD ... 49ERS - J.Garcia 24-14-136-0-1TD.

INTS: EAGLES - 0 ... 49ERS - D. Smith 1-0.

SACKS: EAGLES - N.D.Kalu 1.0, M.Caldwell 1.0 ... 49ERS - D.Smith 1.0, J.Peterson 1.0, J.Engelberger 1.0.

Weather: Partly cloudy, 51 degrees

Wind: E 8 mph

Playing surface: Grass

Time: 2:58



GAME
15

SUNDAY, DECEMBER 30, 2001
PHILADELPHIA 24, NEW YORK 21
VETERANS STADIUM • 65,885



In one of the most dramatic finishes in team history, the Eagles captured their first NFC East division title since 1988 with a 24-21 victory over the New York Giants. K David Akers nailed a 35-yard field goal with :07 remaining in the game as the Eagles overcame a 21-14 deficit with 2:43 remaining on the clock. In those final minutes, Donovan McNabb spearheaded a gutsy effort vs. a stingy Giants defense and led two scoring drives - a six-play, 67-yard jaunt leading to a 7-yd. TD strike to TE Chad Lewis and a 7-play, 54-yard drive that led to Akers' game-winning field goal. On that final drive, McNabb completed a 25-yard pass to WR James Thrash, hit WR Todd Pinkston for 9 yards, and ran 11 yards to set up Akers. Giants DE Michael Strahan helped the Eagles by holding McNabb down after the run, resulting in a delay-of-game penalty that stopped the clock and gave Philadelphia 5 more yards. After the Giants went three-and-out on the opening possession of the game, the Eagles drove 72 yards in nine plays, capped by McNabb's 5-yard TD pass to Lewis. McNabb was 6-of-7 for 68 yards as the Eagles scored a TD on their first possession for just the third time this season. New York tied the score 7-7 on a 60-yard TD pass from Kerry Collins to Amani Toomer on its first play of the third quarter. Collins lateraled to RB Tiki Barber, who tossed the ball back to Collins. Toomer got wide open across the field, caught the ball at the 20 and easily ran in. After a 25-yd. FG by Morten Andersen gave the Giants a 10-7 lead, McNabb and Thrash connected with a picture-perfect 57-yard scoring play on the first snap of the fourth quarter. After another FG by Andersen, Ron Dayne's 16-yard TD run with 2:43 left gave the Giants a 19-14 lead. Barber ran in for the 2-point conversion to make it 21-14. After McNabb's heroics gave the Eagles the lead, the Giants made one last gasp to win the game. Collins threw a 14-yard pass to Barber who lateraled the ball to wideout Ron Dixon. With blockers leading him down the left sideline, Dixon made it all the way to the Eagles 4, before Damon Moore made the game-saving tackle.

NOTES: McNabb became only the third QB in team history to pass for 3,000+ yards in consecutive seasons [Sonny Jurgenson (1961-62), Ron Jaworski (1980-81), and Randall Cunningham (1988-90)]. He also has 7,546 career passing yards moving him into 7th place on the Eagles all-time list ahead of Norm Van Brocklin (7,497). His 25 TD passes were the most by an Eagles QB since Cunningham had 30 in 1990.

	1st	2nd	3rd	4th	Pts
New York	0	0	10	11	- 21
Philadelphia	7	0	0	17	- 24

Phila - C.Lewis, 5 pass from McNabb (Akers)
NYG - A.Toomer, 60 pass from Collins (Andersen)
NYG - M.Andersen, 25 FG
Phila - J.Thrash, 57 pass from McNabb (Akers)
NYG - M.Andersen, 32 FG
NYG - R.Dayne, 16 run (T.Barber run)
Phila - C.Lewis, 7 pass from McNabb (Akers)
Phila - D.Akers, 35 FG

TEAM STATISTICS	PHILA	NYG
First Downs	21	18
Net Yards Gained	361	420
Rushes/Yards	23/120	26/129
Net Yards Passing	241	291
Att/Comp/INT	39/21/1	39/22/0
Sacked/Yards Lost	4/29	2/12
Punts/Average	7/36.7	8/35.8
Fumbles/Lost	2/1	3/1
Penalties/Yards	3/25	6/73
Time of Possession	29:40	30:20

RUSHING: EAGLES - D.McNabb 7-48, C.Buckhalter 7-39, D.Staley 8-23, J.Thrash 1-10 ... GIANTS - T.Barber 16-71, R. Dayne 8-59-1TD, K.Collins 2-(-1).

RECEIVING: EAGLES - J.Thrash 7-143-1TD, C.Lewis 7-74-2TDs, F.Mitchell 2-30, T.Pinkston 2-23, D.Staley 2-(-1), C. Martin 1-1 ... GIANTS - T. Barber 10-87, A.Toomer 3-69-1TD, I. Hilliard 3-19, D.Campbell 2-31, G.Comella 2-9, J. Jurevicius 1-18, M.Rivers 1-8, R.Dixon 0-62.

PASSING: EAGLES - D.McNabb 39-21-1-3TDs ... GIANTS - K.Collins 39-22-303-0-1TD.

INTs: EAGLES - 0 ... GIANTS - W.Allen 1-0.

SACKS: EAGLES - J.Trotter 1.0, H.Douglas 1.0 ... GIANTS - M.Strahan 3.5, M.Barrow 0.5.

Weather: Mostly sunny, 31 degrees
Wind: W 16 mph
Playing surface: NeXturf
Time: 3:09



GAME
16

SUNDAY, JANUARY 6, 2002
PHILADELPHIA 17, TAMPA BAY 13
RAYMOND JAMES STADIUM • 65,541



In a game that meant nothing in terms of standings or playoff implications, the Eagles roared back from a 13-3 deficit in the final minutes of the fourth quarter to down the Tampa Bay Buccaneers, 17-13, at Raymond James Stadium. With most of the starters on the sidelines for all but a series, the Eagles got a chance to see some of their young players perform in front of a national television (ESPN) audience, including rookie QB A.J. Feeley who engineered the comeback in his NFL debut. With the win, the Eagles finished their second straight season with an 11-5 record, including an impressive 7-1 road mark. The Bucs got off to an early lead on the strength of a 42-yard FG by Doug Brien. Later in the first stanza an interception by Bucs S John Lynch of Koy Detmer set up a 4-yard TD run by Aaron Stecker that gave Tampa Bay a 10-0 lead. Eagles K David Akers rebounded from a 34-yard miss to nail a 47 yarder that pulled the Eagles within 7. Brien then upped the Bucs lead to 10 with a 23-yd. FG with :25 left in the 1st half. Down 13-3 late in the 4th, Feeley, who suffered a severely bloodied mouth earlier, steered the Eagles 61 yards in 8 plays and capped it off with a 2-yard strike to WR Dameane Douglas with 2:19 left. Electing not to go for the onside kick, the Eagles booted it deep to Bucs return man Karl Williams. Williams returned it to his own 22-yard line but was jolted by Rashard Cook and fumbled. Tim Hauck wrestled for the loose ball and recovered it, giving the Eagles new life. Two plays later, Feeley hit Douglas again for a 24-yard play into the end zone with just 1:54 remaining in regulation. A stingy 2nd string defense stopped the Bucs final attempt at a score and secured the victory.

NOTES: With 586 yards Correll Buckhalter broke the Eagles single-season rookie rushing record set by Keith Byars (177-577) in 1986 ... Donovan McNabb started at QB, but was pulled after just two snaps ... Starters Troy Vincent, Hugh Douglas, Chad Lewis, James Thrash, Duce Staley, Brian Dawkins, and Tra Thomas were deactivated for the contest ... DT Darwin Walker posted his first career NFL sack (Shaun King) ... Jon Runyan opened at RT and extended his streak of consecutive games started to 80.

	1st	2nd	3rd	4th	Pts
Philadelphia	0	3	0	14	- 17
Tampa Bay	3	10	0	0	- 13

TB - D.Brien, 42 FG
TB - A.Stecker, 4 run (Brien)
Phila - D.Akers, 47 FG
TB - D.Brien, 23 FG
Phila - D.Douglas, 2 pass from Feeley (Akers)
Phila - D.Douglas, 24 pass from Feeley (Akers)

TEAM STATISTICS	PHILA	TB
First Downs	15	16
Net Yards Gained	296	236
Rushes/Yards	25/111	25/71
Net Yards Passing	185	165
Att/Comp/INT	28/15/2	32/22/1
Sacked/Yards Lost	1/9	3/29
Punts/Average	4/40.5	6/38.5
Fumbles/Lost	0/0	2/1
Penalties/Yards	11/95	1/10
Time of Possession	27:18	32:42

RUSHING: EAGLES - C.Buckhalter 20-89, K.Detmer 2-13, R.Smart 2-6, C.Martin 1-3 ... **BUCCANEERS** - A.Stecker 12-35-1-0, R.Abdullah 8-34, M.Alstott 3-11, S.King 2(-9).

RECEIVING: EAGLES - D.Douglas 5-77-2TDs, C.Buckhalter 5-50, T.Stewart 3-41, G.Scott 2-26 ... **BUCCANEERS** - J.Cook 5-21, M.Wynn 4-69, F.Murphy 3-25, A.Stecker 3-8, R.Abdullah 2-26, T.Yoder 2-20, K.Williams 2-18, J.Green 1-7.

PASSING: EAGLES - A.Feeley 14-10-143-1-2TDs, K.Detmer 14-5-51-1-0, McNabb 0-0-0-0-0TDs (starter) ... **BUCCANEERS** - S.King 28-19-148-1-0TD, B.Johnson 4-3-46-0-0TD (starter).

INTS: EAGLES - R.Cook 1-11 ... **BUCCANEERS** - J.Lynch 1-2, D.Abraham 1-0.

SACKS: EAGLES - N.D.Kalu 1.0, D.Burgess 1.0, D.Walker 1.0 ... **BUCCANEERS** - J.Gooch 0.5, B.Kelly 0.5.

Weather: Partly cloudy, 60 degrees
Wind: W 15MPH
Playing surface: Grass
Time: 3:07



NFC WILD CARD GAME

SATURDAY, JANUARY 12, 2002
 PHILADELPHIA 31, TAMPA BAY 9
 VETERANS STADIUM • 65,847



NFL PLAYOFFS

In their finest all-around performance of the 2001 season, the Philadelphia Eagles dominated the Tampa Bay Buccaneers for the second straight postseason and cruised to a 31-9 victory in an NFC Wild Card game at Veterans Stadium. The Eagles used a physical brand of football, controlling the line of scrimmage on both sides of the football stifling the Bucs running attack (24-63-2.6), while amassing 148 yards on the ground offensively. Donovan McNabb threw for 194 yards and 2 TDs and rushed for 57 more while frustrating the Bucs defense all day long. His 39-yard jaunt in the 1st quarter led to a 26-yard field goal by David Akers that tied the score at 3-3. After stopping the Bucs on a 3rd-and-1 running play by Warrick Dunn late in the 1st quarter, the Eagles took over at their own 27 and proceeded to take the lead for good on a 5-play, 73-yard drive. On that drive, McNabb completed all four of his pass attempts, including a 41-yarder to WR Todd Pinkston and a 16-yarder to TE Chad Lewis for a TD. On both of those plays, McNabb showed a considerable amount of poise as he eluded danger in the pocket and scrambled before unloading the ball. After a FG by the Bucs Martin Gramatica cut the lead to 10-6, McNabb connected with RB Duce Staley on a 23-yard screen pass for another TD with under one minute remaining in the 1st half. Another FG by Gramatica as time expired in the half cut the Eagles lead to 17-9. However, Philadelphia took a commanding lead midway through the 3rd quarter as RB Correll Buckhalter broke four tackles, rumbling 25 yards for a TD. On the ensuing possession, CB Troy Vincent snuffed a Bucs scoring attempt by making a highlight-film, over-the-shoulder INT in the end zone. It was one of four 2nd half INTs by the Eagles off Brad Johnson. SS Damon Moore had two of those INTs, including a 59-yard return for a TD that finished off the scoring.

NOTES: The 22-point margin of victory was the highest in the club's postseason history ... Moore's two interceptions tied the team's postseason record and his 59-yard return for a score was the longest in the club's postseason history. His effort earned him NFL Defensive Player of the Week honors.

	1st	2nd	3rd	4th	Pts
Tampa Bay	3	6	0	0	- 9
Philadelphia	3	14	7	7	- 31

- TB - M.Gramatica, 36 FG
- Phila - D.Akers, 26 FG
- Phila - C.Lewis, 16 pass from McNabb (Akers)
- TB - M.Gramatica, 32 FG
- Phila - D.Staley, 23 pass from McNabb (Akers)
- TB - M.Gramatica, 27 FG
- Phila - C.Buckhalter, 25 run (Akers)
- Phila - D.Moore, 59 INT return (Akers)

TEAM STATISTICS	PHILA	TB
First Downs	17	16
Net Yards Gained	334	258
Rushes/Yards	29/148	24/63
Net Yards Passing	186	195
Att/Comp/INT	25/16/1	36/22/4
Sacked/Yards Lost	3/8	1/7
Punts/Average	6/37.7	5/41.6
Fumbles/Lost	1/0	1/0
Penalties/Yards	7/59	4/28
Time of Possession	30:23	29:37

RUSHING: EAGLES - D.McNabb 4-57, C.Buckhalter 9-55-1TD, D.Staley 15-34, J.Thrash 1-2 ... BUCCANEERS - M.Alstott 12-32, W. Dunn 11-29, B.Johnson 1-2.

RECEIVING: EAGLES - T.Pinkston 5-62, C.Lewis 4-60-1TD, J.Thrash 3-32, D.Staley 2-27-1TD, C.Buckhalter 2-13 ... BUCCANEERS - W.Dunn 8-37, M.Alstott 5-32, K.Johnson 3-75, K.Williams 2-25, J.Green 2-15, D.Moore 1-13, T.Yoder 1-5.

PASSING: EAGLES - D.McNabb 25-16-194-1-2TDs ... BUCCANEERS - B.Johnson 36-22-202-4-0TD.

INTS: EAGLES - D.Moore 2-59, B.Dawkins 1-0, T.Vincent 1-0 ... BUCCANEERS - D.Jackson 1-9.

SACKS: EAGLES - H.Douglas 1-0 ... BUCCANEERS - S.Rice 2-0, S.White 1-0.

Weather: Clear, 46 degrees
Wind: SSW 10 mph
Playing surface: NeXturf
Time: 2:59



NFC DIVISIONAL PLAYOFF GAME

SATURDAY, JANUARY 19, 2002
 PHILADELPHIA 33, CHICAGO 19
 SOLDIER FIELD • 66,944



The Philadelphia Eagles advanced to the NFC Championship game for the first time in 21 years with a convincing 33-19 win at Chicago. Donovan McNabb, a product of Mt. Carmel High School in Chicago, had a remarkable homecoming parade up and down Soldier Field, throwing for 262 yards and 2 touchdowns and running for another score as the Eagles compiled 336 yards of total offense vs. the Bears vaunted defense. The Eagles defense, meanwhile, held RB Anthony Thomas, the NFL's Offensive Rookie of the Year, to just 36 rushing yards on 15 attempts and the entire Bears offense to 184 total yards and 10 first downs. This game also featured some bone-crunching physical play, none more crucial than the block by DE Hugh Douglas that knocked out Bears QB Jim Miller with a separated shoulder after an interception by SS Damon Moore early in the 2nd stanza. At the time of that interception, the Eagles held a 6-0 lead after a pair of field goals by David Akers in the first quarter. Midway through the 2nd quarter, the Bears got on the board with an end around by Ahmad Merritt, who took the handoff by back-up QB Shane Matthews and raced 47 yards for a TD. Down 7-6, the Eagles stormed right back with an 11-play, 69-yard drive capped off by a 13-yard TD pass from McNabb to FB Cecil Martin with just 25 seconds remaining until halftime. The Bears used another big play to recapture the lead early in the 3rd quarter as McNabb had a pass intended for WR James Thrash deflected by CB R.W. McQuarters and then intercepted by Jerry Azumah, who scampered 39 yards down the sideline for a TD. McNabb and the Eagles bounced back later in the quarter after a 15-yard punt by Brad Maynard that set them up at the CB36. Facing a 3rd-and-14 at the CB40, McNabb completed a pass to TE Jeff Thomason, who hurdled a would-be tackler and ran 30 yards for a first down. Two plays later, McNabb connected with RB Duce Staley on a diving 6-yd. TD pass. After a FG by Paul Edinger that cut the lead to 20-17 early in the 4th quarter, the Eagles rebounded with a 40-yd. FG by Akers and then forced a fumble on the ensuing kickoff with a crunching hit by Tim Hauck that Quinton Caver recovered. Akers then nailed a 46-yard FG to give Philadelphia a comfortable nine-point lead with 6:33 remaining in regulation. An interception by former Bears draft choice Rashard Cook late in the 4th set up a 5-yard TD run by McNabb that sealed the win. The TD by McNabb, a Bears fan growing up, was the last at Soldier Field, which will be reconstructed for the start of the 2003 season.

NOTES: The Eagles won a road playoff game for the first time since 1/3/93 (at New Orleans) and a divisional playoff game for the first time since 1/3/81 (vs. Minnesota) ... Akers four field goals tied the club's postseason record for a single game and his 46 yarder was the longest in the team's playoff history ... Thomason's 30-yard catch was a career long ... The Eagles interior offensive line (Gs Jermaine Mayberry and John Welbourn and C Hank Fraley) held the Bears monstrous DT duo of Keith Traylor and Ted Washington to just four tackles while the Eagles unit rushed 27 times for 112 yards before the final kneel downs by McNabb and the safety by P Sean Landeta.

	1st	2nd	3rd	4th	Pts
Philadelphia	6	7	7	13	33
Chicago	0	7	7	5	19

- Phila - D.Akers, 34 FG
- Phila - D.Akers, 23 FG
- Chi - A.Merritt 47 run (Edinger)
- Phila - C.Martin, 13 pass from McNabb (Akers)
- Chi - J.Azumah, 39 INT return (Edinger)
- Phila - D.Staley, 6 pass from McNabb (Akers)
- Chi - P.Edinger, 38 FG
- Phila - D.Akers, 40 FG
- Phila - D.Akers, 46 FG
- Phila - D.McNabb, 5 run (Akers)
- Chi - S.Landeta ran OB in end zone, safety

TEAM STATISTICS	PHILA	CHI
First Downs	19	10
Net Yards Gained	336	184
Rushes/Yards	31/87	23/111
Net Yards Passing	249	73
Att/Comp/INT	40/26/1	22/11/3
Sacked/Yards Lost	2/13	2/16
Punts/Average	4/41.5	5/38.2
Fumbles/Lost	0/0	1/1
Penalties/Yards	6/60	1/5
Time of Possession	36:07	23:53

RUSHING: EAGLES - D.Staley 18-66, D.McNabb 8-37-1TD, C.Buckhalter 3-5, S.Landeta 1(-20), J.Reader 1(-1) ... BEARS - A.Merritt 1-47-1TD, A.Thomas 15-36, D.White 1-15, L.Johnson 3-7, J.Allen 2-7, S.Matthews 1(-1).

RECEIVING: EAGLES - D.Staley 7-54-1TD, J.Thrash 5-73, C.Lewis 3-32, C.Martin 3-18-1TD, J.Thomason 2-39, T.Pinkston 2-19, F.Mitchell 2-14, C.Buckhalter 2-13 ... BEARS - D.White 4-30, M.Booker 2-18, D.Terrell 2-18, A.Thomas 1-11, J.Allen 1-9, F.Baxter 1-3.

PASSING: EAGLES - D.McNabb 40-26-262-1-2TDs ... BEARS - S.Matthews 17-8-66-2-oTD, J.Miller 5-3-23-1-oTD (starter).

INTS: EAGLES - D.Moore 1-18, R.Cook 1-15, C.Emmons 1-0 ... BEARS - J.Azumah 1-39TD.

SACKS: EAGLES - H.Douglas 1.0, R.Cook 1.0 ... BEARS - B.Urlacher 1.0, J.Azumah 1.0.

Weather: Partly Cloudy, 31 degrees
Wind: W 8 mph
Playing surface: Grass
Time: 2:58



NFC CHAMPIONSHIP GAME

SUNDAY, JANUARY 27, 2002
 ST. LOUIS 29, PHILADELPHIA 24
 EDWARD JONES DOME • 66,502



The Eagles 2001 season came to an end in St. Louis with a 29-24 loss to the Rams in the NFC Championship game. The Eagles battled toe-to-toe with the high-powered Rams and overcame adversity early in the contest, but fell short on their final possession late in the 4th quarter. Down by 12 points with just under 7 minutes to play in the game, the Eagles would not give up easily as Brian Mitchell returned a kickoff 41 yards to the SL48. Facing a 4th-and-7, Donovan McNabb connected with TE Chad Lewis for a clutch 11-yard catch to move the chains and keep their hopes alive. On 1st-and-goal at the StL3, McNabb rolled out and looked to throw for the score, but ended up barreling his way into the end zone to slash the Rams lead to 29-24 with 2:56 remaining in regulation. After forcing the Rams to punt with some tough defense, the Eagles narrowly missed a blocked punt as DE N.D. Kalu barely missed John Baker's boot. Facing a 3rd-and-7 at their own 48-yard line, McNabb threw an incompletoion to WR Freddie Mitchell and then was intercepted on the 4th down play by Aeneas Williams, who stepped in front of Mitchell to seal the Rams victory. In almost a mirror image of their first meeting in week one, the Eagles offense started with a deadly turnover on their first possession that resulted in a 7-0 Rams lead. This time McNabb fumbled on the 2nd play from scrimmage and the loose ball was pounced on by Rams DT Brian Young at the PE21. Five plays later, Kurt Warner found WR Isaac Bruce on a five-yard TD play to give the Rams the early lead. The Eagles rebounded on the ensuing possession with a 46-yard FG by David Akers. But the Rams answered that with a 27-yd FG of their own by Jeff Wilkins that built a 10-3 lead heading into the 2nd quarter. That 15 minutes belonged to the Eagles as they put up 14 points to take a 17-13 lead at the half. RB Correll Buckhalter's 31-yard scamper set up a 1-yard TD run by fellow RB Duce Staley. After a Rams field goal, McNabb got going in the 2-minute offense, hitting WR Todd Pinkston with a 12-yard TD pass with 46 seconds left on the clock. But the Rams came out storming in the 2nd half, using Marshall Faulk on their first seven plays from scrimmage (7-27 rushing) to set up another FG by Wilkins. After a three-and-out by the Eagles, Warner and Faulk marched the Rams down the field and again recaptured the lead with a 1-yard scoring plunge by Faulk. Their two-point conversion attempt failed and the score remained 22-17 heading into the final 15 minutes of play. Early in that quarter, Faulk seemingly put the game out of reach with another 1-yard TD run. From there, the heroic comeback attempt by the Eagles fell short and gave the Rams their 2nd Super Bowl berth in the last three years.

NOTES: The Eagles made their first appearance in the NFC Championship game since 1980 ... Troy Vincent battled a severe groin injury during the week to start, but left during the third quarter after re-aggravating the injury and did not return ... SS Damon Moore tore the ACL in his knee in the 4th quarter and did not return ... Staley scored a TD in his third straight postseason game ... After going 6-50 rushing in the first half, RB Correll Buckhalter sprained and ankle and did not return.

NFL PLAYOFFS

	1st	2nd	3rd	4th	Pts
Philadelphia	3	14	0	7	24
St. Louis	10	3	9	7	29

STL - I.Bruce, 5 pass from Warner (Wilkins)
 Phila - D.Akers, 46 FG
 STL - J.Wilkins, 27 FG
 Phila - D.Staley, 1 run (Akers)
 STL - J.Wilkins, 39 FG
 Phila - T.Pinkston, 12 pass from McNabb (Akers)
 STL - J.Wilkins, 41 FG
 STL - M.Faulk, 1 run (Warner pass failed)
 STL - M.Faulk, 1 run (Wilkins)
 Phila - D.McNabb, 3 run (Akers)

TEAM STATISTICS	PHILA	STL
First Downs	16	22
Net Yards Gained	256	371
Rushes/Yards	22/110	33/161
Net Yards Passing	146	210
Att/Comp/INT	30/18/1	33/22/0
Sacked/Yards Lost	3/25	1/2
Punts/Average	4/39.3	3/45.0
Fumbles/Lost	1/1	2/0
Penalties/Yards	2/15	6/38
Time of Possession	24:30	35:30

RUSHING: EAGLES - C.Buckhalter 6-50, D.Staley 11-39-1TD, D.McNabb 4-26-1TD, I.Thrash 1-(-5) ... RAMS - M.Faulk 31-159-2TDs, K.Warner 2-2.

RECEIVING: EAGLES - D.Staley 8-58, C.Lewis 5-53, J.Thrash 3-46, T.Pinkston 1-12-1TD, F.Mitchell 1-2 ... RAMS - I.Bruce 8-84-1TD, T.Holt 5-58, M.Faulk 4-13, E.Conwell 3-33, A.Hakim 2-24.

PASSING: EAGLES - D.McNabb 30-18-171-1-1TD ... RAMS - J.Wilkins 22-212-0-1TD.

INTS: EAGLES - 0 ... RAMS - A.Williams 1-0.

SACKS: EAGLES - D.Burgess 1-0 ... RAMS - L.Little 2-0, G.Wistrom 1-0.

Weather: Indoors (Outdoors - Mostly Cloudy, 67 degrees)
Wind: Indoors
Playing surface: Turf
Time: 3:09



PRIME TIME GAMES ▶ WON 27, LOST 20



Date	Opponent	Result	Network
Mon., Nov. 23, 1970	NYG	W 23-20	ABC
Mon., Oct. 2, 1972	NYG	L 12-27	ABC
Mon., Sept. 23, 1974	Dal	W 13-10	ABC
Mon., Nov. 3, 1975	LA Rams	L 3-42	ABC
Mon., Sept. 27, 1976	Wash	L 17-20 (OT)	ABC
Mon., Sept. 10, 1979	Atl	L 10-14	ABC
Mon., Nov. 12, 1979	at Dal	W 31-21	ABC
Mon., Sept. 22, 1980	NYG	W 35-3	ABC
Thurs., Sept. 17, 1981	at Buf	W 20-14	ABC
Mon., Oct. 5, 1981	Atl	W 16-13	ABC
Mon., Nov. 30, 1981	at Mia	L 10-13	ABC
Mon., Oct. 10, 1988	NYG	W 24-13	ABC
Mon., Oct. 2, 1989	at Chi	L 13-27	ABC
Mon., Dec. 18, 1989	at NO	L 20-30	ABC
Sun., Sept. 9, 1990	at NYG	L 20-27	TNT
Mon., Oct. 15, 1990	Min	W 32-24	ABC
Mon., Nov. 12, 1990	Wash	W 28-14	ABC
Sun., Dec. 9, 1990	at Mia	L 20-23	ESPN
Mon., Sept. 30, 1991	at Wash	L 0-23	ABC
Mon., Nov. 4, 1991	NYG	W 30-7	ABC
Mon., Dec. 2, 1991	at Hou Oilers	W 13-6	ABC
Sun., Sept. 13, 1992	at Pho	W 31-14	TNT
Mon., Oct. 5, 1992	Dal	W 31-7	ABC
Mon., Dec. 6, 1993	at Dal	L 17-23	ABC

Date	Opponent	Result	Network
Sun., Dec. 19, 1993	at Ind	W 20-10	ESPN
Mon., Jan. 3, 1994	at SF	W 37-34 (OT)	ABC
Mon., Sept. 12, 1994	Chi	W 30-22	ABC
Sun., Oct. 9, 1994	Wash	W 21-17	TNT
Mon., Oct. 24, 1994	Hou Oilers	W 21-6	ABC
Sun., Sept. 10, 1995	at Arz	W 31-19	TNT
Mon., Nov. 6, 1995	at Dal	L 12-34	ABC
Sun., Nov. 12, 1995	Den	W 31-13	ESPN
Mon., Sept. 9, 1996	at GB	L 13-39	ABC
Sun., Sept. 22, 1996	at Atl	W 33-18	TNT
Mon., Sept. 30, 1996	Dal	L 19-23	ABC
Thurs., Dec. 5, 1996	at Ind	L 10-37	ESPN
Mon., Sept. 15, 1997	at Dal	L 20-21	ABC
Sun., Sept. 28, 1997	at Min	L 19-28	TNT
Mon., Nov. 10, 1997	SF	L 12-24	ABC
Sun., Sept. 20, 1998	at Arz	L 3-17	ESPN
Mon., Nov. 2, 1998	Dal	L 0-34	ABC
Thurs., Dec. 3, 1998	StL Rams	W 17-14	ESPN
Sun., Oct. 1, 2000	Atl	W 38-10	ESPN
Sun., Sept. 30, 2001	Dal	W 40-18	ESPN
Mon., Oct. 22, 2001	at NYG	W 10-9	ABC
Thurs., Nov. 29, 2001	at KC	W 23-10	ESPN
Sun., Jan. 6, 2002	at TB	W 17-13	ESPN

OVERTIME GAMES ▶ WON 10, LOST 12, TIED 3



*Sept. 27, 1976	Washington 20, Philadelphia 17, at Philadelphia
Sept. 12, 1982	Washington 37, Philadelphia 34, at Philadelphia
Dec. 11, 1983	New Orleans 20, Philadelphia 17, at Philadelphia
Nov. 4, 1984	Philadelphia 23, Detroit 23, at Detroit
Sept. 29, 1985	New York Giants 16, Philadelphia 10, at Philadelphia
Nov. 10, 1985	Philadelphia 23, Atlanta 17, at Philadelphia
Sept. 14, 1986	Chicago 13, Philadelphia 10, at Chicago
Nov. 30, 1986	Philadelphia 33, Los Angeles Raiders 27, at Los Angeles
Dec. 7, 1986	Philadelphia 10, St. Louis 10, at Philadelphia
Oct. 18, 1987	Green Bay 16, Philadelphia 10, at Green Bay
Nov. 29, 1987	Philadelphia 34, New England 31, at Foxboro
Dec. 6, 1987	N.Y. Giants 23, Philadelphia 20, at Giants Stadium
Nov. 20, 1988	Philadelphia 23, N.Y. Giants 17, at Giants Stadium
Dec. 9, 1990	Miami 23, Philadelphia 20, at Miami
Dec. 13, 1992	Philadelphia 20, Seattle 17, at Seattle
*Jan. 3, 1994	Philadelphia 37, San Francisco 34, at San Francisco
Oct. 8, 1995	Philadelphia 37, Washington 34, at Philadelphia
Oct. 19, 1997	Philadelphia 13, Arizona 10, at Philadelphia
Nov. 16, 1997	Philadelphia 10, Baltimore 10, at Baltimore
Dec. 13, 1998	Arizona 20, Philadelphia 17, at Philadelphia
Oct. 31, 1999	New York Giants 23, Philadelphia 17, at Philadelphia
Nov. 28, 1999	Washington 20, Philadelphia 17, at Washington
Nov. 5, 2000	Philadelphia 16, Dallas 13, at Philadelphia
Nov. 12, 2000	Philadelphia 26, Pittsburgh 23, at Pittsburgh
Sept. 9, 2001	St. Louis 20, Philadelphia 17, at Philadelphia

*Monday night game



REGULAR SEASON INDIVIDUAL RECORDS



SERVICE

Most Seasons

- 14 Chuck Bednarik, (1949-1962)
- 13 Harold Carmichael, (1971-1983)
- 13 Frank (Bucko) Kilroy, (1943-1955)
- 13 Vic Sears, (1941-1953)
- 12 Jerry Sisemore, (1973-1984)
- 12 Bobby Walston, (1951-1962)

Most Games Played

- 180 Harold Carmichael (1971-1983)
- 169 Chuck Bednarik (1949-1962)
- 159 Randy Logan (1973-1983)
- 157 Guy Morriss (1973-1983)
- 156 Jerry Sisemore (1973-1984)

Most Consecutive Games

- 162 Harold Carmichael (1972-1983)
- 159 Randy Logan (1973-1983)
- 148 Bobby Walston (1951-1962)
- 139 Ken Clarke (1977-1987)
- 135 Herman Edwards (1977-1985)
- 129 Frank LeMaster (1974-1982)
- 127 Jerry Sisemore (1974-1982)



Harold Carmichael

SCORING

Most Points, Career

- 881 Bobby Walston (1951-62)
- 475 Sam Baker (1964-69)
- 474 Harold Carmichael (1971-83)
- 464 Steve Van Buren (1944-51)
- 412 Tony Franklin (1979-83)
- 402 Tommy McDonald (1957-63)
- 390 Paul McFadden (1984-87)
- 382 Roger Ruzek (1989-93)
- 378 Pete Pihos (1947-55)
- 372 Timmy Brown (1960-67)
- 366 Mike Quick (1982-90)

Most Points, Season

- 121 David Akers (2000)
- 116 Paul McFadden (1984)
- 115 David Akers (2001)
- 115 Gary Anderson (1996)
- 114 Bobby Walston (1954)
- 111 Roger Ruzek (1991)
- 110 Steve Van Buren (1945)
- 108 Roger Ruzek (1990)
- 106 Tom Dempsey (1973)

Most Points, Game

- 25 Bobby Walston (10/17/54 at Redskins)
- 24 See most touchdowns, game.

Most Touchdowns, Career

- 79 Harold Carmichael (1971-83)
- 77 Steve Van Buren (1944-51)
- 67 Tommy McDonald (1957-63)
- 63 Pete Pihos (1947-55)
- 62 Timmy Brown (1960-67)
- 61 Mike Quick (1982-90)
- 58 Wilbert Montgomery (1977-84)

Most Touchdowns, Season

- 18 Steve Van Buren (1945)
- 14 Wilbert Montgomery (1979)
- 14 Steve Van Buren (1947)
- 13 Ricky Watters (1996)
- 13 Mike Quick (1983)
- 13 Timmy Brown (1962)
- 13 Tommy McDonald (1960 and 1961)

Most Touchdowns, Game

- 4 Irving Fryar (10/20/96 vs. Dolphins)
- 4 Wilbert Montgomery (10/15/78 at Redskins and 10/7/79 vs. Redskins)
- 4 Ben Hawkins (9/28/69 vs. Steelers)
- 4 Tommy McDonald (10/4/59 vs. Giants)
- 4 Clarence Peaks (11/16/58 vs. Chicago Cardinals)
- 4 Joe Carter (11/6/34 vs. Cincinnati Reds)
- 3 Tommy McDonald (5 times); Steve Van Buren (3 times); Timmy Brown (3 times); Pete Retzlaff (2 times); Swede Hansen, Joe Carter, Bosh Pritchard, Jack Ferrante, Harold Giancanelli, Pete Pihos, Bobby Walston, Wilbert Montgomery, Mike Quick, Keith Jackson, Calvin Williams, Charlie Garner, Irving Fryar, Duce Staley (once each).

Most Points After Touchdown, Career

- 365 Bobby Walston (1951-62)
- 205 Sam Baker (1964-69)
- 172 Tony Franklin (1979-83)
- 139 Roger Ruzek (1989-93)
- 117 Paul McFadden (1984-87)

Most Points After Touchdown, Season

- 50 Cliff Patton (1948)
- 48 Roger Ruzek (1990)
- 48 Tony Franklin (1980)
- 45 Sam Baker (1967)
- 45 Bobby Walston (1953)

Most Consecutive Points After Touchdown

- 84 Cliff Patton (1947-49)

Most Field Goals, Career

- 91 Paul McFadden (1984-87)
- 90 Sam Baker (1964-69)
- 81 Roger Ruzek (1989-93)
- 80 Tony Franklin (1979-83)
- 80 Bobby Walston (1951-62)

Most Field Goals, Season

- 30 Paul McFadden (1984)
- 29 David Akers (2000)
- 28 Roger Ruzek (1991)
- 26 David Akers (2001)
- 25 Gary Anderson (1996)
- 25 Paul McFadden (1985)
- 24 Tom Dempsey (1973)

Most Field Goals, Game

- 6 Tom Dempsey (11/12/72 at Houston Oilers, 7 att.)
- 5 David Akers (11/18/01 at Cowboys, 5 att.)
- 5 Gary Anderson (12/22/96 vs. Arizona Cardinals, 5 att.)
- 5 Gary Anderson (10/1/95 at Saints, 5 att.)
- 4 (14 times) last by David Akers (11/12/00 at Steelers, 5 att.)

Longest Field Goals

- 59 Tony Franklin (11/12/79 at Cowboys)
- 54 Tom Dempsey (12/11/71 vs. St. Louis Cardinals)
- 53 David Akers (10/24/99 at Dolphins)
- 53 Roger Ruzek (12/9/90 at Dolphins)
- 52 Paul McFadden (10/13/85 vs. St. Louis Cardinals and 11/4/84 at Lions)
- 52 Tony Franklin (11/27/83 at Redskins)
- 52 Tom Dempsey (12/5/71 at Lions, 11/12/72 at Houston Oilers, and 10/15/72 vs. LA Rams)
- 51 David Akers (10/22/00 vs. Bears)
- 51 Roger Ruzek (12/18/91 at Giants)
- 51 Paul McFadden (11/4/84 at Lions)
- 51 Tony Franklin (11/23/80 vs. Oakland Raiders and 10/14/79 at St. Louis Cardinals)



David Akers



- 51 Horst Muhlmann (11/30/75 vs. 49ers)
- 51 Tom Dempsey (10/7/73 vs. Bills and 11/25/73 vs. Giants)

Most Consecutive Field Goals Made

- 47 David Akers (2001)
- 13 David Akers (1999-2000) (1 in 1999, 12 in 2000)
- 12 Gary Anderson (1996)
- 12 Sam Baker (1966-67)
- 11 David Akers (2000)
- 9 Eddie Murray (1994)
- 9 Paul McFadden (1984 and 1985)

RUSHING

Most Attempts, Career

- 1,465 Wilbert Montgomery (1977-84)
- 1,320 Steve Van Buren (1944-51)
- 975 Ricky Watters (1995-97)
- 871 Tom Sullivan (1972-77)
- 850 Timmy Brown (1960-67)
- 835 Duce Staley (1997-2001)
- 831 Tom Woodeshick (1963-71)
- 786 Clarence Peaks (1957-63)

Most Attempts, Season

- 353 Ricky Watters (1996)
- 338 Wilbert Montgomery (1979)
- 337 Ricky Watters (1995)
- 325 Duce Staley (1999)
- 286 Wilbert Montgomery (1981)
- 285 Ricky Watters (1997)
- 282 Earnest Jackson (1985)
- 267 Herschel Walker (1992)
- 263 Steve Van Buren (1949)
- 259 Wilbert Montgomery (1978)
- 258 Duce Staley (1998)
- 244 Tom Sullivan (1974)

Most Attempts, Game

- 35 Heath Sherman (10/6/91 at Buccaneers and 11/12/90 vs. Redskins)
- 35 Steve Van Buren (11/20/49 vs. NY Bulldogs)
- 34 Earnest Jackson (10/13/85 at St. Louis Cardinals)
- 33 Ricky Watters (12/10/95 vs. Cowboys)
- 33 Steve Van Buren (10/3/49 vs. Lions)
- 32 Tom Sullivan (9/23/73 at Giants)
- 31 Ricky Watters (10/5/97 vs. Redskins)
- 31 Ricky Watters (12/22/96 vs. Arizona Cardinals)
- 30 Duce Staley (12/13/98 vs. Arizona Cardinals)
- 30 Ricky Watters (10/15/95 at Giants)
- 30 Wilbert Montgomery (11/4/79 vs. Browns)

Longest Run From Scrimmage

- 911 Herschel Walker (11/27/94 at Falcons)
- 901 Wilbert Montgomery (12/19/82 vs. Oilers)
- 851 Brian Mitchell (10/1/00 vs. Falcons)
- 80 Leroy Harris (11/25/79 at Packers)
- 771 Bosh Pritchard (10/23/49 vs. Redskins)
- 721 Wilbert Montgomery (9/14/80 at Vikings)
- 711 John Brewer (10/4/52 vs. Giants)

Most Yards Gained, Career

- 6,538 Wilbert Montgomery (1977-84)
- 5,860 Steve Van Buren (1944-51)
- 4,482 Randall Cunningham (1985-95)
- 3,794 Ricky Watters (1995-97)
- 3,703 Timmy Brown (1960-67)
- 3,563 Tom Woodeshick (1963-71)
- 3,315 Duce Staley (1997-2001)
- 3,135 Tom Sullivan (1972-77)
- 2,927 Clarence Peaks (1957-63)
- 2,672 Keith Byars (1986-92)

- 2,391 Billy Barnes (1957-61)
- 2,344 Herschel Walker (1992-94)
- 2,261 Charlie Garner (1994-1998)

Most Yards Gained, Season

- 1,512 Wilbert Montgomery (1979)
- 1,411 Ricky Watters (1996)
- 1,402 Wilbert Montgomery (1981)
- 1,273 Duce Staley (1999)
- 1,273 Ricky Watters (1995)
- 1,220 Wilbert Montgomery (1978)
- 1,146 Steve Van Buren (1949)
- 1,110 Ricky Watters (1997)
- 1,070 Herschel Walker (1992)
- 1,065 Duce Staley (1998)
- 1,028 Earnest Jackson (1985)
- 1,008 Steve Van Buren (1947)
- 968 Tom Sullivan (1973)

Most Yards Gained, Game

- 205 Steve Van Buren (11/27/49 vs. Steelers)
- 201 Duce Staley (9/3/00 at Cowboys)
- 197 Wilbert Montgomery (11/4/79 vs. Browns)
- 190 Swede Hanson (11/6/34 vs. Cincinnati Reds)
- 186 Timmy Brown (11/7/65 at Browns)
- 180 Timmy Brown (11/28/65 at St. Louis Cardinals)
- 174 Steve Van Buren (11/20/49 vs. NY Bulldogs)
- 173 Ricky Watters (10/20/96 vs. Dolphins)
- 171 Steve Van Buren (11/21/48 vs. Redskins)

Most Touchdowns Rushing, Career

- 69 Steve Van Buren (1944-51)
- 45 Wilbert Montgomery (1977-84)
- 32 Randall Cunningham (1985-95)
- 31 Ricky Watters (1995-97)
- 29 Timmy Brown (1960-67)
- 21 Tom Woodeshick (1963-71)
- 20 Bill Barnes (1957-61)
- 20 Jim Parmer (1948-56)
- 19 Clarence Peaks (1957-63)

Most Touchdowns Rushing, Season

- 15 Steve Van Buren (1945)
- 13 Ricky Watters (1996)
- 13 Steve Van Buren (1947)
- 11 Ricky Watters (1995)
- 11 Tom Sullivan (1974)
- 11 Steve Van Buren (1949)

Most Touchdowns Rushing, Game

- 3 Charlie Garner (10/8/95 vs. Redskins)
- 3 Wilbert Montgomery (12/19/82 vs. Houston Oilers, 10/7/79 vs. Redskins, and 9/10/78 at Redskins)
- 3 Tom Sullivan (10/13/74 vs. Giants)
- 3 Clarence Peaks (11/16/58 vs. Chicago Cardinals)
- 3 Steve Van Buren (12/9/45 vs. Boston Yanks)
- 3 Swede Hanson (11/6/34 vs. Cincinnati Reds)

Consecutive Games Rushing Touchdowns

- 8 Steve Van Buren (1947)

ROOKIE RUSHING RECORDS

Most Yards Gained, Game, Rookie

- 134 Correll Buckhalter (10/7/01 vs. Arizona Cardinals)
- 129 Steve Van Buren (11/5/44 at Brooklyn Dodgers)
- 127 Keith Byars (12/7/86 vs. St. Louis Cardinals)
- 122 Charlie Garner (10/9/94 vs. Redskins)
- 111 Charlie Garner (10/2/94 at 49ers)
- 103 Wilbert Montgomery (12/18/77 vs. Jets)

Most Yards Gained, Rookie Season

- 586 Correll Buckhalter (2001)
- 577 Keith Byars (1986)



Wilbert Montgomery



Steve Van Buren



PASSING

Most Passes Attempted, Career

- 3,918 Ron Jaworski (1977-86)
- 3,362 Randall Cunningham (1985-95)
- 2,236 Norman Sneed (1964-70)
- 1,396 Tommy Thompson (1941-42, 45-50)
- 1,278 Donovan McNabb (1999-2001)
- 1,185 Roman Gabriel (1973-77)
- 1,113 Bobby Thomason (1952-57)
- 1,107 Sonny Jurgensen (1957-63)

Most Passes Attempted, Season

- 569 Donovan McNabb (2000)
- 560 Randall Cunningham (1988)
- 532 Randall Cunningham (1989)
- 493 Donovan McNabb (2001)
- 490 Randall Cunningham (1994)
- 484 Ron Jaworski (1985)
- 465 Randall Cunningham (1990)
- 461 Ron Jaworski (1981)
- 460 Roman Gabriel (1973)
- 451 Ron Jaworski (1980)

Most Passes Attempted, Game

- 62 Randall Cunningham (10/2/89 at Bears)
- 60 Davey O'Brien (12/1/40 at Redskins)
- 57 Sonny Jurgensen (9/23/62 vs. Giants)
- 55 Donovan McNabb (11/12/00 at Steelers)
- 55 Roman Gabriel (12/2/73 at 49ers)
- 53 Randall Cunningham (10/23/88 vs. Cowboys)
- 51 Randall Cunningham (11/22/87 vs. StL. Cardinals)
- 48 Donovan McNabb (9/9/01 vs. StL. Rams)
- 48 Bubby Brister (12/12/93 vs. Bills)
- 48 Randall Cunningham (10/30/88 vs. Falcons)
- 48 Ron Jaworski (12/15/85 at Chargers, 11/3/85 at 49ers, and 9/16/84 at Cowboys)
- 48 Norm Van Brocklin (11/2/58 at Chicago Cardinals)

Most Passes Completed, Career

- 2,088 Ron Jaworski (1977-86)
- 1,874 Randall Cunningham (1985-95)
- 1,154 Norman Sneed (1964-70)
- 723 Tommy Thompson (1941-42, 45-50)
- 721 Donovan McNabb (1999-2001)
- 661 Roman Gabriel (1973-77)
- 602 Sonny Jurgensen (1957-63)
- 556 Bobby Thomason (1952-57)
- 542 Norm Van Brocklin (1958-60)

Most Passes Completed, Season

- 330 Donovan McNabb (2000)
- 301 Randall Cunningham (1988)
- 290 Randall Cunningham (1989)
- 285 Donovan McNabb (2001)
- 271 Randall Cunningham (1990)
- 270 Roman Gabriel (1973)
- 265 Randall Cunningham (1994)
- 257 Ron Jaworski (1980)
- 255 Ron Jaworski (1985)
- 250 Ron Jaworski (1981)

Most Passes Completed, Game

- 34 Randall Cunningham (9/17/89 at Redskins)
- 33 Sonny Jurgensen (9/23/62 vs. Giants)
- 33 Davey O'Brien (12/1/40 at Redskins)
- 32 Donovan McNabb (9/9/01 vs. StL. Rams)
- 32 Randall Cunningham (10/2/89 at Bears)
- 31 Randall Cunningham (10/10/88 vs. Giants)
- 30 Donovan McNabb (10/1/00 vs. Falcons)
- 30 Rodney Peete (10/8/95 vs. Redskins)
- 30 Ron Jaworski (10/18/81 at Vikings)
- 29 Randall Cunningham (12/4/94 vs. Cowboys)
- 29 Ron Jaworski (12/15/85 at Chargers)



Ron Jaworski



Donovan McNabb

Most Consecutive Completions

- 13 Bobby Hoying (11/16/97 at Ravens)
- 12 Rodney Peete (10/12/97 at Jaguars)
- 10 Bobby Hoying (9/13/98 at Falcons)
- 10 Ty Detmer (11/17/96 vs. Redskins)
- 10 Randall Cunningham (12/4/94 vs. Cowboys)
- 10 Jim McMahon (11/10/91 at Browns)
- 10 Norm Sneed (9/27/64 vs. Browns)

Most Yards Gained, Career

- 26,963 Ron Jaworski (1977-86)
- 22,877 Randall Cunningham (1985-95)
- 15,672 Norman Sneed (1964-70)
- 10,255 Tommy Thompson (1941-42, 45-50)
- 9,639 Sonny Jurgensen (1957-63)
- 8,124 Bobby Thomason (1952-57)
- 7,546 Donovan McNabb (1999-2001)
- 7,497 Norm Van Brocklin (1958-60)
- 7,221 Roman Gabriel (1973-77)
- 6,203 Adrian Burk (1951-56)
- 4,945 Rodney Peete (1995-98)

Most Yards Gained, Season

- 3,808 Randall Cunningham (1988)
- 3,723 Sonny Jurgensen (1961)
- 3,529 Ron Jaworski (1980)
- 3,466 Randall Cunningham (1990)
- 3,450 Ron Jaworski (1985)
- 3,400 Randall Cunningham (1989)
- 3,399 Norman Sneed (1967)
- 3,365 Donovan McNabb (2000)
- 3,315 Ron Jaworski (1983)
- 3,261 Sonny Jurgensen (1962)
- 3,233 Donovan McNabb (2001)
- 3,229 Randall Cunningham (1994)
- 3,219 Roman Gabriel (1973)
- 3,095 Ron Jaworski (1981)
- 2,911 Ty Detmer (1996)

Most Yards Gained, Game

- 447 Randall Cunningham (9/17/89 at Redskins)
- 437 Bobby Thomason (11/8/53 vs. Giants)
- 436 Sonny Jurgensen (10/28/61 at Redskins)
- 419 Sonny Jurgensen (12/16/62 at St. Louis Cardinals)
- 403 Sonny Jurgensen (12/17/61 at Lions)
- 401 Randall Cunningham (10/2/89 at Bears)
- 399 Sonny Jurgensen (10/1/61 vs. St. Louis Cardinals)

Most Touchdown Passes, Career

- 175 Ron Jaworski (1977-86)
- 150 Randall Cunningham (1985-95)
- 111 Norman Sneed (1964-70)
- 90 Tommy Thompson (1941-42, 45-50)
- 76 Sonny Jurgensen (1957-63)
- 57 Bobby Thomason (1952-57)
- 55 Norm Van Brocklin (1958-60)
- 55 Adrian Burk (1951-56)
- 54 Donovan McNabb (1999-2001)

Most Touchdown Passes, Season

- 32 Sonny Jurgensen (1961)
- 30 Randall Cunningham (1990)
- 29 Norman Sneed (1967)
- 27 Ron Jaworski (1980)
- 25 Donovan McNabb (2001)
- 25 Tommy Thompson (1948)
- 24 Randall Cunningham (1988)
- 24 Norm Van Brocklin (1960)
- 23 Randall Cunningham (1987)
- 23 Ron Jaworski (1981)
- 23 Roman Gabriel (1973)
- 23 Adrian Burk (1954)



Most Touchdown Passes, Game

- 7 Adrian Burk (10/17/54 at Redskins)
- 5 Randall Cunningham (9/17/89 at Redskins)
- 5 Norman Snead (9/28/69 vs. Steelers)
- 5 Sonny Jurgensen (12/16/62 at St. Louis Cardinals and 11/26/61 vs. Cowboys)
- 5 Adrian Burk (11/28/54 vs. Redskins)

Longest Pass Play

- 991 Ron Jaworski to Mike Quick (11/10/85 vs. Falcons)
- 951 Randall Cunningham to Fred Barnett (12/2/90 at Bills)
- 93 Randall Cunningham to Herschel Walker (9/4/94 at Giants)
- 921 King Hill to Ben Hawkins (9/22/68 vs. Giants)
- 911 Norm Van Brocklin to Tommy McDonald (10/5/58 vs. Giants)
- 901 Ron Jaworski to Mike Quick (10/28/84 vs. St. Louis Cardinals)
- 871 Norman Snead to Ben Hawkins (10/22/67 at St. Louis Cardinals)
- 871 Norman Snead to Timmy Brown (10/4/64 vs. Steelers)

Most Passes Intercepted, Career

- 151 Ron Jaworski (1977-86)
- 124 Norm Snead (1964-70)
- 105 Randall Cunningham (1985-95)
- 100 Tommy Thompson (1941-42, 1945-50)
- 80 Bobby Thomason (1952-57)
- 77 Adrian Burk (1951-56)
- 73 Sonny Jurgensen (1957-63)

Most Passes Intercepted, Season

- 26 Sonny Jurgensen (1962)
- 24 Norm Snead (1967)
- 24 Sonny Jurgensen (1961)
- 23 Norm Snead (1969)
- 23 Adrian Burk (1951)

Most Passes Intercepted, Game

- 6 Pete Liske (9/26/71 vs. Cowboys)
- 6 Bobby Thomason (10/21/56 vs. Chicago Cardinals)

Fewest Passes Int'd, Season (Min. 150 atts.)

- 5 Bubby Brister (1993, 309 atts.)
- 5 Koy Detmer (1998, 181 atts.)
- 6 Ty Detmer (1997, 244 atts.)
- 6 Bobby Hoying (1997, 225 atts.)
- 6 Ron Jaworski (1986, 245 atts.)
- 7 Randall Cunningham (1986, 209 atts.)
- 7 Bobby Thomason (1955, 171 atts.)
- 7 Donovan McNabb (1999, 216 atts.)

Lowest Interception Percentage, Season (Min. 150 atts.)

- 1.6 Bubby Brister (5-309, 1993)
- 2.3 Donovan McNabb (13-569, 2000)
- 2.4 Donovan McNabb (12-493, 2001)
- 2.4 Ron Jaworski (6-245, 1986)
- 2.5 Ty Detmer (6-244, 1997)
- 2.6 Roman Gabriel (12-460, 1973)
- 2.7 Randall Cunningham (13-490, 1994)
- 2.7 Ron Jaworski (12-451, 1980)
- 2.7 Bobby Hoying (6-225, 1997)



Mike Quick, Irving Fryar, and Harold Carmichael

RECEIVING

Most Passes Caught, Career

- 589 Harold Carmichael (1971-83)
- 452 Pete Retzlaff (1956-66)
- 373 Pete Pihos (1947-55)
- 371 Keith Byars (1986-92)
- 363 Mike Quick (1982-90)
- 311 Bobby Walston (1951-62)
- 308 Fred Barnett (1990-95)
- 295 Calvin Williams (1990-96)
- 287 Tommy McDonald (1957-63)
- 266 Wilbert Montgomery (1977-84)
- 261 Ben Hawkins (1966-73)

Most Passes Caught, Season

- 88 Irving Fryar (1996)
- 86 Irving Fryar (1997)
- 81 Keith Byars (1990)
- 81 Keith Jackson (1988)
- 78 Fred Barnett (1994)
- 75 Herschel Walker (1993)
- 73 Mike Quick (1985)
- 72 Keith Byars (1988)
- 70 Chris T. Jones (1996)
- 69 Chad Lewis (2000)
- 69 Mike Quick (1983)
- 68 Keith Byars (1989)
- 67 Fred Barnett (1992)
- 67 Harold Carmichael (1973)
- 66 Pete Retzlaff (1965)



Tommy McDonald

Most Passes Caught, Game

- 14 Don Looney (12/1/40 at Redskins)
- 12 Keith Byars (9/30/90 vs. Indianapolis Colts)
- 12 Keith Jackson (11/19/89 vs. Vikings and 9/17/89 at Redskins)
- 12 John Spagnola (10/6/85 at Saints)
- 12 Harold Carmichael (10/14/73 at StL. Cardinals)
- 11 Duce Staley (9/9/01 vs. StL. Rams), Ricky Watters (10/8/95 vs. Redskins), Fred Barnett (11/6/94 vs. Arizona Cardinals), Herschel Walker (12/12/93 vs. Bills), Junior Tautalatasi (10/12/86 at Giants), John Spagnola (12/2/84 vs. Cowboys), Wilbert Montgomery (11/30/80 at Chargers), Tommy McDonald (10/1/61 vs. St. Louis Cardinals), Pete Pihos (12/11/55 at Bears), Bud Grant (12/7/52 vs. Dallas Texans)

Most Yards Gained Receiving, Career

- 8,978 Harold Carmichael (1971-83)
- 7,412 Pete Retzlaff (1956-66)
- 6,464 Mike Quick (1982-90)
- 5,619 Pete Pihos (1947-55)
- 5,499 Tommy McDonald (1957-63)

Most Yards Gained Receiving, Season

- 1,409 Mike Quick (1983)
- 1,316 Irving Fryar (1997)
- 1,265 Ben Hawkins (1967)
- 1,247 Mike Quick (1985)
- 1,195 Irving Fryar (1996)
- 1,190 Pete Retzlaff (1965)
- 1,146 Tommy McDonald (1962)
- 1,144 Tommy McDonald (1961)
- 1,127 Fred Barnett (1994)
- 1,116 Harold Carmichael (1973)
- 1,116 Harold Jackson (1969)
- 1,083 Fred Barnett (1992)
- 1,072 Harold Carmichael (1978)

Most Yards Gained Receiving, Game

- 237 Tommy McDonald (12/10/61 vs. Giants)
- 204 Pete Retzlaff (11/14/65 vs. Redskins)



- 203 Bud Grant (12/7/52 vs. Dallas Texans)
- 199 Timmy Brown (12/16/62 at St. Louis Cardinals)
- 197 Ben Hawkins (10/22/67 at St. Louis Cardinals)
- 194 Harold Jackson (10/11/70 at Giants)
- 193 Fred Barnett (9/13/92 at Phoenix Cardinals)
- 187 Fred Barnett (10/24/94 vs. Houston Oilers)
- 187 Harold Carmichael (10/14/73 at St. Louis Cardinals)
- 187 Ben Hawkins (10/1/67 vs. Steelers)
- 187 Tommy McDonald (10/1/61 vs. St. Louis Cardinals)
- 186 Bud Grant (11/30/52 at Chicago Cardinals)
- 184 Jack Ferrante (12/12/48 vs. Lions)

100-Yard Receiving Games, Season

- 6 Irving Fryar (1997)
- 6 Mike Quick (1983)
- 5 Mike Quick (1984)
- 5 Harold Carmichael (1973)
- 5 Harold Jackson (1969)
- 5 Ben Hawkins (1967)
- 5 Pete Retzlaff (1964 and 1965)
- 5 Tommy McDonald (1961)

Consecutive 100-Yard Receiving Games, Same Season

- 4 Mike Quick (1983)
- 3 Irving Fryar (1996)
- 3 Mike Quick (1985)
- 3 Harold Jackson (1969 and 1972)
- 3 Pete Retzlaff (1962)
- 3 Pete Pihos (1953 and 1955)
- 3 Jack Ferrante (1950)

Consecutive 100-Yard Receiving Games, Two Seasons

- 5 Harold Jackson (last three games of 1971, first two games of 1972)

Most Touchdowns Caught, Career

- 79 Harold Carmichael (1971-83)
- 66 Tommy McDonald (1957-63)
- 61 Mike Quick (1982-90)
- 61 Pete Pihos (1947-55)
- 47 Pete Retzlaff (1956-66)
- 46 Bobby Walston (1951-62)
- 34 Calvin Williams (1990-96)
- 32 Ben Hawkins (1966-72)

Most Touchdowns Caught, Season

- 13 Mike Quick (1983)
- 13 Tommy McDonald (1960 and 1961)
- 11 Irving Fryar (1996)
- 11 Cris Carter (1989)
- 11 Mike Quick (1985 and 1987)
- 11 Harold Carmichael (1979)
- 11 Bobby Walston (1954)
- 11 Pete Pihos (1948)
- 10 Calvin Williams (1993)
- 10 Ben Hawkins (1967)
- 10 Pete Retzlaff (1965)
- 10 Tommy McDonald (1959 and 1962)
- 10 Pete Pihos (1953 and 1954)

Most Touchdowns Caught, Game

- 4 Irving Fryar (10/20/96 vs. Dolphins)
- 4 Ben Hawkins (9/28/69 vs. Steelers)
- 4 Joe Carter (11/6/34 vs. Cincinnati Reds)
- 3 Irving Fryar (10/12/97 at Jaguars)
- 3 Calvin Williams (9/19/93 vs. Redskins)
- 3 Keith Jackson (9/17/89 at Redskins)
- 3 Mike Quick (11/30/86 at Los Angeles Raiders)
- 3 Harold Carmichael (11/9/80 at Saints)
- 3 Pete Retzlaff (11/28/65 at St. Louis Cardinals and 11/7/65 at Browns)

- 3 Tommy McDonald (12/16/62 at St. Louis Cardinals, 11/26/61 vs. Cowboys, 11/6/60 vs. Steelers, 12/6/59 at Redskins, and 10/4/59 vs. Giants)
- 3 Skip Giancanelli (11/28/54 vs. Redskins)
- 3 Pete Pihos (10/17/54 at Redskins)
- 3 Bobby Walston (10/17/54 at Redskins)
- 3 Jack Ferrante (12/12/48 vs. Lions)

ROOKIE RECEIVING RECORDS

Most Passes Caught, Rookie Season

- 81 Keith Jackson (1988)
- 55 Charlie Young (1973)
- 50 Lee Bougness (1970)
- 41 Victor Bailey (1993)
- 41 Junior Tautalatasi (1986)
- 37 Calvin Williams (1990)
- 36 Fred Barnett (1990)

Most TD Passes Caught, Rookie Season

- 9 Calvin Williams (1990)
- 8 Fred Barnett (1990)
- 8 Bobby Walston (1951)
- 7 Pete Pihos (1947)
- 6 Charlie Young (1973) and Keith Jackson (1988)

INTERCEPTIONS

Most Interceptions, Career

- 34 Eric Allen (1988-94)
- 34 Bill Bradley (1969-76)
- 33 Herman Edwards (1977-85)
- 30 Wes Hopkins (1983-93)
- 29 Don Burroughs (1960-64)
- 24 Joe Scarpati (1964-69, 1971)
- 23 Troy Vincent (1996-2001)
- 23 Roynell Young (1980-88)
- 23 Randy Logan (1973-83)
- 22 Ernie Steele (1944-48)
- 21 Nate Ramsey (1963-72)
- 20 Chuck Bednarik (1949-62)
- 20 Tom Brookshier (1953, 1956-61)

Most Interceptions, Season

- 11 Bill Bradley (1971)
- 9 Bill Bradley (1972)
- 9 Don Burroughs (1960)
- 9 Ed Bawel (1955)
- 8 Eric Allen (1989)
- 8 Terry Hoage (1988)
- 8 Joe Scarpati (1966)
- 8 Bob Hudson (1954)
- 8 Tom Brookshier (1953)
- 8 Ed Bawel (1952)
- 8 Joe Sutton (1950)

Most Interceptions, Season (by a non-DB)

- 7 William Thomas (1995)

Most Interception Returns for TDs, Career

- 5 Eric Allen (1988-93)
- 3 Joe Scarpati (1964-69, 1971)
- 2 by nine players (most recently Jeremiah Trotter)

Most Interception Returns for TDs, Season

- 4 Eric Allen (1993)
- 2 Seth Joyner (1992)
- 2 Ed Bawel (1955)

Most Interception Returns for TD, Game

- 2 Eric Allen (12/26/93 vs. Saints)

Most Interceptions, Game

- 4 Russ Craft (9/24/50 at Chicago Cardinals)
- 3 Joe Scarpati (10/23/66 at Giants)
- 3 Jim Nettles (12/12/65 at Steelers)
- 3 Nate Ramsey (11/28/65 at St. Louis Cardinals)



Troy Vincent



- 3 Don Burroughs (12/3/61 at Steelers)
- 3 Chuck Weber (9/30/60 at Cowboys)
- 3 Joe Sutton (9/24/50 at Chicago Cardinals)
- 3 Gil Steinke (11/10/46 at Giants)
- 3 Roy Zimmerman (12/10/44 vs. Cleveland Rams)

Longest Interception Return

- 104t James Willis intercepted a pass 4 yards deep in the end zone and returned it 14 yards before later alling to Troy Vincent, who ran 90 yards (11/3/96 at Cowboys - QB Troy Aikman)
- 99t Jerry Norton (10/5/57 vs. Giants - QB Charlie Conerly, deflected off goal post)
- 94t Eric Allen (10/3/93 at Jets - QB Boomer Esiason)
- 94t Irv Cross (10/25/64 at Steelers - QB Terry Nofsinger)
- 91 Jack Hinkle (10/9/43 vs. Giants QB Tuffy Leemans)
- 90t Troy Vincent, after a lateral from James Willis, who made the interception (11/3/96 at Cowboys - QB Troy Aikman)
- 89t Frank LeMaster (12/21/75 at Redskins - QB Joe Theismann)
- 87t Lee Roy Caffey (11/10/63 at Giants - QB Glynn Griffing)

Most Yards Interceptions Returned, Career

- 536 Bill Bradley (34, 1969-76)
- 482 Eric Allen (34, 1988-94)
- 402 Joe Scarpati (24, 1964-69, 71)
- 360 Brian Dawkins (18, 1996-2001)
- 355 Ernie Steele (22, 1944-48)
- 351 Don Burroughs (29, 1960-64)
- 312 Troy Vincent (23, 1996-2001)
- 293 Randy Logan (23, 1973-83)

Most Yards Intercepts. Returned, Season

- 248 Bill Bradley (11 INTs, 1971)
- 201 Eric Allen (6 INTs, 1993)
- 182 Joe Scarpati (8 INTs, 1966)
- 168 Ed Bawel (9 INTs, 1955)

PUNTING

Most Punts, Career

- 393 Adrian Burk (1951-56)
- 349 Tom Hutton (1995-98)
- 345 John Teltschik (1986-89)
- 332 Max Runager (1979-83, 1989)
- 324 Jeff Feagles (1990-93)

Most Punts, Season

- 108 John Teltschik (1986)
- 107 Sean Landeta (1999)
- 104 Tom Hutton (1998)
- 98 John Teltschik (1988)
- 97 Sean Landeta (2001)
- 94 Spike Jones (1976)
- 93 Spike Jones (1977)
- 92 Mike Horan (1984)

Most Punts, Game

- 15 John Teltschik (12/6/87 at Giants) (OT)
- 12 Adrian Burk (12/12/54 vs. Giants)
- 12 Adrian Burk (11/2/52 at Packers)
- 12 Len Barnum (10/4/42 vs. Redskins)

Best Punting Avg., Career

- 42.9 Joe Muha (179-7,688) (1946-50)

Best Punting Average, Season

- 47.2 Joe Muha—57 punts (1948)
- 43.7 King Hill—55 punts (1961)
- 43.6 Len Barnum—41 punts (1941)

Longest Punt

- 91 Randall Cunningham (12/3/89 at Giants)
- 82 Joe Muha (10/10/48 vs. Giants)
- 80 Randall Cunningham (10/16/94 at Cowboys)

- 80 King Hill (11/11/62 vs. Packers)
- 77 Jeff Feagles (9/15/91 at Cowboys)

Most Punts Downed Inside the 20, Career

- 106 Jeff Feagles (1990-93)
- 95 Max Runager (1979-83, 89)
- 77 Tom Hutton (1995-98)
- 73 John Teltschik (1986-90)
- 70 Sean Landeta (1999-2001)

Most Punts Downed Inside the 20, Season

- 31 Jeff Feagles (1993)
- 29 Jeff Feagles (1991)
- 28 John Teltschik (1988)
- 26 Sean Landeta (2001)
- 26 Jeff Feagles (1992)

Note: Inside-the-20 became an official stat in 1976

PUNT AND KICKOFF RETURNS

Most Punt Returns, Career

- 14B Wally Henry (1977-82)
- 117 John Sciarra (1978-83)
- 111 Bill Bradley (1969-76)
- 104 Larry Marshall (1974-77)

Most Punt Returns, Season

- 54 Wally Henry (1981)
- 53 Rod Harris (1991)
- 46 Larry Marshall (1977)
- 43 Evan Cooper (1985)
- 40 Jeff Sydnor (1994)
- 40 Vai Sihakema (1992)
- 40 Evan Cooper (1984)

Most Punt Returns, Game

- 9 Larry Marshall (9/18/77 vs. Buccaneers)
- 8 Vai Sihakema (12/13/92 at Seahawks)
- 7 Brian Mitchell (9/23/01 at Seahawks)
- 7 Evan Cooper (12/1/85 vs. Vikings)
- 7 Russ Craft (9/16/50 vs. Browns)
- 7 Bosh Pritchard (11/29/42 vs. Packers)

Punt Return Average, Career (Min. 20 returns)

- 13.9 Steve Van Buren (34 ret.; 1944-51)
- 11.3 Brian Mitchell (71 ret; 2000-01)
- 10.7 Bosh Pritchard (91 ret.; 1942, 46-51)
- 10.7 Vai Sihakema (73 ret.; 1992-93)

Punt Return Average, Season (Min. 10 returns)

- 16.6 Ernie Steele (11 ret.; 1947)
- 15.3 Steve Van Buren (15 ret.; 1944)

Most Punt Return Touchdowns, Career

- 2 Steve Van Buren (1944-51)

Most Yards on Punt Returns, Career

- 1,231 Wally Henry (1977-82)
- 1,086 Larry Marshall (1974-77)

Most Yards on Punt Returns, Season

- 503 Vai Sihakema (1992)
- 489 Larry Marshall (1977)
- 467 Brian Mitchell (2001)
- 416 Rod Harris (1991)
- 396 Wally Henry (1981)

Longest Punt Return

- 87t Vai Sihakema (11/22/92 at Giants)
- 81t Tommy McDonald (10/4/59 vs. Giants)
- 86t Gregg Garrity (11/30/86 at LA Raiders)
- 72t Brian Mitchell (9/24/00 at Saints)
- 70t Clyde Scott (10/30/49 at Steelers)

Most Kickoff Returns, Career

- 169 Timmy Brown (1960-67)
- 101 Al Nelson (1965-73)
- 98 Allen Rossum (1998-99)
- 88 Brian Mitchell (2000-01)
- 88 Larry Marshall (1974-77)



Wally Henry



- 80 Derrick Witherspoon (1995-97)
- 76 Steve Van Buren (1944-51)

Most Kickoff Returns, Season

- 54 Allen Rossum (1999)
- 53 Derrick Witherspoon (1996)
- 48 Herman Hunter (1985)
- 47 Brian Mitchell (2000)
- 47 Duce Staley (1997)
- 44 Allen Rossum (1998)

Most Yards on Kickoff Returns, Career

- 4,483 Timmy Brown (1960-67)
- 2,625 Al Nelson (1965-73)
- 2,427 Allen Rossum (1998-99)
- 2,149 Brian Mitchell (2000-01)
- 2,075 Larry Marshall (1974-77)
- 2,030 Steve Van Buren (1944-51)

Most Yards on Kickoff Returns, Season

- 1,347 Allen Rossum (1999)
- 1,271 Derrick Witherspoon (1996)
- 1,139 Duce Staley (1997)
- 1,124 Brian Mitchell (2000)
- 1,080 Allen Rossum (1998)
- 1,047 Herman Hunter (1985)
- 1,025 Brian Mitchell (2001)
- 945 Timmy Brown (1963)

Kickoff Return Average, Career:

(min. 20 returns)

- 26.7 Steve Van Buren (76 ret.; 1944-51)
- 26.5 Timmy Brown (169 ret.; 1960-67)

Kickoff Return Average, Season:

(min. 10 returns)

- 29.1 Al Nelson (25 ret.; 1972)
- 28.6 Timmy Brown (33 ret.; 1963)

Longest Kickoff Returns

- 105t Timmy Brown (9/17/61 vs. Browns)
- 103t Russ Craft (10/7/50 vs. Los Angeles Rams)
- 101t Dave Smukler (11/6/38 vs. Brooklyn Dodgers)
- 100t Timmy Brown (9/22/63 vs. St. Louis Cardinals)

Most Kickoff Returns for TD, Career

- 5 Timmy Brown (1960-67)
- 3 Derrick Witherspoon (1995-97)
- 3 Steve Van Buren (1944-51)
- 2 Brian Mitchell (2000-01)
- 1 By 10 players

Most Kickoff Returns for TD, Season

- 2 Derrick Witherspoon (1996)
- 2 Timmy Brown (1966)

Most Kickoff Returns for TD, Game

- 2 Timmy Brown (11/6/66, 93 and 90 yards vs. Cowboys)

MISCELLANEOUS RETURNS

Longest Return of Fumble for TD

- 96t Joe Lavender (9/23/74 vs. Cowboys)
- 87t Will Wynn (12/1/74 vs. Packers)

Fumbles Returned for TDs, Career

- 2 Greg Brown (1981-84)
- 2 Clyde Simmons (1986-90)
- 2 William Thomas (1991-97)
- 2 Reggie White (1985-92)
- 2 Will Wynn (1973-76)
- 1 By 37 players (most recent Brian Dawkins)

Blocked Punts Returned for TDs

- 1 By seven players, last by Ken Rose (11/22/92 at Giants) (3 yards)

Longest Return with Missed Field Goal

- 101t Al Nelson (9/26/71 vs. St. Louis Cowboys)
- 100 Al Nelson (12/11/66 vs. Browns)
- 99 Timmy Brown (9/16/62 vs. St. Louis Cardinals)

QUARTERBACK SACKS

Most Sacks, Career

- 124.0 Reggie White, DE (1985-92)
- 76.5 Clyde Simmons, DE (1986-93)
- 50.5 Greg Brown, DE (1982-86)
- 40.0 Andy Harmon, DT (1991-97)
- 39.0 Hugh Douglas, DE (1998-2001)
- 37.5 Seth Joyner, LB (1986-93)
- 35.5 William Fuller, DE (1994-96)
- 34.0 Dennis Harrison, DE (1978-84)
- 33.0 William Thomas, LB (1991-99)
- 31.5 Mike Mamula, DE (1995-2000)
- 31.0 Ken Clarke, DT (1982-87)



Hugh Douglas

Most Sacks, Season

- 21.0 Reggie White (1987)
- 19.0 Clyde Simmons (1992)
- 18.0 Reggie White (1986 and 1988)
- 16.0 Greg Brown (1984)
- 15.5 Clyde Simmons (1989)
- 15.0 Hugh Douglas (2000)
- 15.0 Reggie White (1991)
- 14.0 Reggie White (1990 and 1992)

Most Sacks, Game

- 4.5 Hugh Douglas (10/18/98 at Chargers)
- 4.5 Clyde Simmons (9/15/91 at Cowboys)
- 4.0 Reggie White (9/25/88 at Vikings, 11/30/86 at LA Raiders, and 11/2/86 at St. Louis Cardinals)
- 4.0 Garry Cobb (10/5/86 at Falcons)
- 4.0 Greg Brown (12/16/84 at Falcons)

Most Consecutive Games With a Sack

- 7 William Fuller (1994)
- 6 Clyde Simmons (1992)
- 6 Reggie White (last 3 games of 1986 and first 3 games of 1987)

Most Sacks, Season, Rookie

- 9.5 Corey Simon, DT (2000)
- 6.0 Derrick Burgess, DE (2001)
- 5.5 Mike Mamula, DE (1995)

Note: includes only figures since 1982, when sacks first became an official NFL statistic

NFL RECORDS SET BY EAGLES

Most Touchdowns Passes, Game

- 7 Adrian Burk (10/17/54 at Redskins); tied with Sid Luckman, Bears (1943); Y.A. Tittle, Giants (1962); George Blanda, Oilers (1961); and Joe Kapp, Vikings (1969).

Longest Touchdown Pass

- 99 Ron Jaworski to Mike Quick, (11/10/85 vs. Falcons) (OT); tied with seven others.

Longest Interception Return

- 104t James Willis intercepted a pass 4 yards deep in the end zone and returned it 14 yards before laterally to Troy Vincent, who ran 90 yards for a TD, (11/3/96 at Cowboys - QB Troy Aikman).

Most Interception Returns for TDs, Season

- 4 Eric Allen, 1993; tied with Jim Kearney, Chiefs (1972) and Ken Houston, Oilers (1971)

Most Interceptions, Game

- 4 Russ Craft (9/24/50 at Cardinals); tied with 17 others

Most TDs Returning Kickoffs, Game

- 2 Timmy Brown (11/6/66 vs. Cowboys), 93 and 90 yards; tied with Travis Williams, Packers (1967); Ron Brown, Rams (1985); and Tyrone Hughes, Saints (1994).



REGULAR SEASON TEAM RECORDS



SEASON

POINTS

Most Scored
 396 (1990, 16 games)
 384 (1980, 16 games)
 379 (1988, 16 games)
 376 (1948, 12 games)
Fewest Scored
 51 (1936, 12 games)
 60 (1935, 11 games)
 77 (1933, 9 games)

Most Allowed

409 (1967, 14 games)
 393 (1973, 14 games)
 381 (1963, 14 games)

Fewest Allowed

85 (1934, 11 games)
 131 (1944, 10 games)
 133 (1945, 10 games)

TOUCHDOWNS

Most Scored

50 (1948, 12 games)
 49 (1953, 12 games)
 48 (1990, 16 games)
 48 (1980, 16 games)
 48 (1965, 14 games)
 48 (1949, 12 games)

Fewest Scored

6 (1936, 12 games)

Most Allowed

52 (1967, 14 games)
 47 (1987, 15 games)
 47 (1973, 14 games)
 47 (1965, 14 games)
 47 (1963, 14 games)

Fewest Allowed

9 (1934, 11 games)
 17 (1950, 12 games)
 17 (1949, 12 games)
 18 (1945, 10 games)

Most by Rushing

30 (1949, 12 games)
 28 (1944, 10 games)
 27 (1945, 10 games)

Most by Passing

34 (1990, 16 games)
 34 (1961, 14 games)
 33 (1954, 12 games)
 30 (1967, 14 games)

KICKING

Most Field Goals Made

30 (1984, 16 games)
 29 (2000, 16 games)
 28 (1991, 16 games)
 26 (2001, 16 games)
 25 (1996, 16 games)
 25 (1985, 16 games)

Most PATs Made

50 (1948, 12 games)
 48 (1980, 16 games)

47 (1949, 12 games)

RUSHING

Most Attempts
 587 (1978, 16 games)
 581 (1950, 12 games)
 567 (1979, 16 games)
Most Yards Gained
 2,607 (1949, 12 games)
 2,556 (1990, 16 games)
 2,509 (1981, 16 games)
 2,456 (1978, 16 games)

PASSING

Most Attempts
 606 (1984, 16 games)
 587 (1997, 16 games)
 581 (1988, 16 games)
 575 (2000, 16 games)
 567 (1985, 16 games)

Most Completions

331 (2000, 16 games)
 331 (1984, 16 games)
 330 (1997, 16 games)
 328 (1996, 16 games)
 328 (1993, 16 games)

Most Yards Gained

4,042 (1985, 16 games)
 4,009 (1997, 16 games)
 3,979 (1996, 16 games)
 3,824 (1961, 14 games)
 3,771 (1980, 16 games)

TOTAL YARDS

Most Yards Gained
 5,766 (1980, 16 games)
 5,758 (1981, 16 games)
 5,700 (1990, 16 games)
 5,627 (1996, 16 games)

FIRST DOWNS

Most First Downs
 332 (1981, 16 games)
 326 (1997, 16 games)
 326 (1980, 16 games)
 325 (1990, 16 games)
 321 (1989, 16 games)
Most by Rushing
 157 (1981, 16 games)
 143 (1978, 16 games)
 143 (1949, 12 games)
 142 (1950, 12 games)

Most by Passing

203 (1997, 16 games)
 196 (1996, 16 games)
 188 (1985, 16 games)
 186 (1980, 16 games)
 184 (1993, 16 games)

Most by Penalty

34 (1988, 16 games)
 32 (1998, 16 games)
 30 (1989, 16 games)

26 (1947, 12 games)

FUMBLES

Most Fumbles (Opponents and Own) Recovered
 53 (1989, 16 games)
 52 (1987, 15 games)
Most Opponents' Fumbles Recovered
 27 (1987, 15 games)
 26 (1989, 16 games)

INTERCEPTIONS

Most Thrown
 31 (1962, 14 games)
 29 (1968, 14 games)
 29 (1951, 12 games)

Most Intercepted

33 (1944, 10 games)
 32 (1988, 16 games)
 31 (1960, 12 games)
 30 (1989, 16 games)

PENALTIES

Most Penalties
 138 (1994, 16 games)
 120 (1990, 16 games)
 117 (1996, 16 games)
 116 (1987, 15 games)
 115 (1988, 16 games)

Most Yards Penalized

1,107 (1994, 16 games)
 981 (1990, 16 games)
 980 (2000, 16 games)
 963 (1996, 16 games)
 938 (1989, 16 games)

QUARTERBACK SACKS

Most Sacks Made
 62 (1989, 16 games)
 60 (1984, 16 games)
 57 (1987, 15 games)
 56 (1992, 16 games)
 55 (1991, 16 games)
 53 (1986, 16 games)
 53 (1985, 16 games)

Most Sacks Allowed

104 (1986, 16 games)
 72 (1987, 15 games)
 64 (1997, 16 games)
 64 (1992, 16 games)
 60 (1984, 16 games)
 57 (1988, 16 games)
 57 (1983, 16 games)

Fewest Sacks Allowed

22 (1981, 16 games)
 23 (1970, 14 games)
 26 (1980, 16 games)
 26 (1971, 14 games)

MISCELLANEOUS

Best Season

1949 Won 12, Lost 1,
 Percentage .923

Worst Season

1936 Won 1, Lost 11,
 Percentage .083

Longest Winning Streak

9 (9/30/60 - 12/4/60)

Longest Winning Streak at Home

13 (12/12/47 - 12/11/49)

Longest Losing Streak at Home

8 (9/20/36 - 9/21/37)

Longest Winning Streak on Road

9 (11/12/00 - 12/16/01)

Longest Losing Streak on Road

13 (10/15/39 - 12/1/40)

Longest Losing Streak

14 (9/20/36 - 9/21/37)

Most Consecutive Wins - Start of Season

6 in 1981

Most Consecutive Wins - End of Season

8 in 1949 (Reg. Season)

Most Consecutive Losses - Start of Season

11 in 1968

Most Consecutive Losses - End of Season

11 in 1936

Total Shutouts by Eagles

35 last vs. NYG, 12/1/96

Most Shutouts in a Season

4 in 1934 and 1948

Most Consecutive Games Scored Points

126 (11/8/42 - 12/8/53)

Most Consecutive Games Scored Touchdown

88 (11/8/42 - 11/26/50)

Largest Comeback Victory by Eagles

28-24 vs. Chicago Cardinals at Metropolitan Stadium, October 25, 1959 (came back from 24-0 deficit in 3rd qtr.)

28-24 vs. Washington Redskins at Griffith Stadium, October 27, 1946 (came back from 24-0 deficit at halftime)

Largest Comeback vs. Eagles

28-23 vs. Minnesota Vikings at Veterans Stadium, December 1, 1985 (came back from 23-0 deficit in 4th qtr.)



GAME

POINTS

Most Scored

- 64 vs. Cincinnati Reds, 11/6/34
- 56 at Chicago Cardinals, 10/25/53
- 56 vs. Los Angeles Rams, 10/7/50

Most Allowed

- 62 at Giants, 11/26/72
- 56 at Cowboys, 10/9/66
- 56 at Giants, 10/15/33

Most, Both Teams

- 87 Eagles 45, Redskins 42, (at Phil.) 9/28/47
- 86 Eagles, 44, Bengals 42, (at Phil.) 11/30/97

Most, Both Teams — One Quarter

- 47 Eagles 20, Cardinals 27, (at StL), 12/13/64

Fewest, Both Teams

- 0 Eagles 0, Brooklyn Dodgers 0, (at Phil.), 10/1/39

Most Scored in 1st Half

- 35 vs. Redskins, 10/23/49
- 34 at Buccaneers, 9/4/88
- 34 at Steelers, 12/12/65
- 33 vs. Cowboys, 9/30/01
- 32 vs. Cincinnati Reds, 11/6/34
- 31 vs. Vikings, 11/11/01
- 31 vs. Saints, 11/19/67

Most Scored in 1st Quarter

- 27 at Steelers, 12/12/65
- 26 vs. Cincinnati Reds, 11/6/34
- 24 at Falcons, 10/8/67

Most Scored in 2nd Quarter

- 28 vs. Saints, 11/19/67
- 26 vs. Cowboys, 9/30/01
- 24 vs. Vikings, 11/11/01
- 24 vs. Lions, 12/2/79
- 24 at Giants, 10/23/66
- 24 vs. Boston Yanks, 11/14/48
- 24 at Boston Yanks, 12/8/46

Most Scored in 3rd Quarter

- 21 vs. Redskins, 11/12/90
- 21 vs. Patriots, 11/4/73
- 21 at Redskins, 12/3/67
- 21 vs. Giants, 10/4/59
- 21 vs. Redskins, 11/28/54
- 21 vs. NY Bulldogs, 11/20/49

Most Scored in 4th Quarter

- 24 vs. Baltimore Colts, 11/15/53
- 22 vs. Redskins, 9/27/81
- 21 vs. Falcons, 10/1/00
- 21 vs. Patriots, 11/4/90
- 21 at Redskins, 9/17/89
- 21 vs. Bills, 10/27/85
- 21 at St. Louis Cardinals, 11/8/81
- 21 at 49ers, 12/2/73

Most Decisive Victory

- 64 Eagles 64, Cincinnati Reds 0, 11/6/34

Most Decisive Loss

- 56 Giants 56, Eagles 0, 10/15/33

TOUCHDOWNS

Most Scored

- 10 vs. Cincinnati Reds, 11/6/34
- 8 at Chicago Cardinals, 10/25/53
- 8 vs. Los Angeles Rams, 10/7/50

Most Allowed

- 8 at Giants, 11/26/72
- 8 at Cowboys, 10/9/66
- 8 at Giants, 10/15/33

Most Scored by Rushing

- 5 at Chicago Cardinals, 10/25/53

- 5 vs. Redskins, 10/23/49
- 5 at Redskins, 10/17/48
- 5 vs. Boston Yanks, 12/9/45
- 5 vs. Cincinnati Reds, 11/6/34

Most Allowed by Rushing

- 6 Packers, 11/11/62

Most by Passing

- 7 at Redskins, 10/17/54

Most Allowed by Passing

- 5 seven times; last vs. 49ers, 9/24/89

KICKING

Most Fields Goals Made

- 6 at Houston Oilers, 11/12/72
- 5 at Cowboys, 11/18/01
- 5 vs. Arizona Cardinals, 12/22/96
- 5 at Saints, 10/1/95

Most Field Goals Allowed

- 5 five times; last vs. Titans, 12/3/00

RUSHING

Most Attempts

- 64 at Redskins, 12/2/51
- 64 at Baltimore Colts, 10/15/50
- 64 vs. Los Angeles Rams, 11/6/49
- 64 at Redskins, 11/28/43

Most Attempts Allowed

- 60 Giants, 11/20/83

Most Yards Gained

- 376 vs. Redskins, 10/21/48

Fewest Yards Gained

- 36 at Bears, 11/19/39
- 23 vs. Lions, 11/17/40

Most Yards Allowed

- 370 at Lions, 9/20/35

Fewest Yards Allowed

- 33 vs. Brooklyn Dodgers, 10/2/43
- 10 vs. Boston Yanks, 10/22/44
- 14 vs. Redskins, 9/28/47
- 21 at Houston Oilers, 12/2/91
- 25 at Browns, 11/10/91
- 30 vs. Redskins, 10/5/97
- 30 at Arizona Cardinals, 9/10/95
- 31 vs. Saints, 10/26/69
- 32 vs. Saints, 9/27/87

PASSING

Most Attempts

- 62 at Bears, 10/2/89
- 60 at Redskins, 12/1/40

Fewest Attempts

- 3 vs. Steelers, 12/1/46

Most Attempts Allowed

- 55 vs. Los Angeles Rams, 10/7/50
- 54 at Los Angeles Rams, 9/23/90
- 53 at Patriots, 11/29/87
- 50 at Phoenix Cardinals, 12/10/88
- 50 vs. Redskins, 12/4/88

Fewest Attempts Allowed

- 0 at Browns, 12/3/50
- 1 at NY Bulldogs, 9/22/49
- 1 at Chicago Cardinals, 11/8/36

Most Completions

- 34 at Redskins, 9/17/89
- 33 vs. Giants, 9/23/62
- 33 at Redskins, 12/1/40

Fewest Completions

- 0 at Boston Redskins, 10/18/36

Most Completions Allowed

- 34 vs. Patriots, 11/29/87



- 33 at Falcons, 9/22/96
- 33 at 49ers, 1/3/94
- 32 vs. Cowboys, 10/23/88
- Fewest Completions Allowed**
- 0 at Browns, 12/3/50
- 0 vs. NY Bulldogs, 9/22/49
- 0 vs. Cincinnati Reds, 11/6/34
- 1 four times; last vs. Steelers, 11/10/40

Most Yards Gained

- 460 vs. Giants, 11/8/53

Fewest Yards Gained

- 0 at Boston Redskins, 10/18/36

Most Yards Allowed

- 440 at Cowboys, 10/9/66

Fewest Yards Allowed

- 0 at Browns, 12/3/50
- 0 at NY Bulldogs, 9/22/49
- 0 at Chicago Cardinals, 11/8/36
- 0 vs. Cincinnati Reds, 11/6/34

TOTAL YARDS

Most Yards Gained

- 582 at Browns, 11/7/65 (352 passing, 230 rushing)
- 575 vs. Redskins, 11/21/48 (199 passing, 376 rushing)
- 574 vs. Baltimore Colts, 11/15/81 (339 passing, 235 rushing)

Fewest Yards Gained

- 23 at Lions, 9/20/35
- 33 at Bears, 10/25/42

Most Yards Allowed

- 652 at Cowboys, 10/9/66 (440 passing, 212 rushing)

Fewest Yards Allowed

- 29 vs. Brooklyn Dodgers, 12/3/44

FIRST DOWNS

Most, Total

- 34 vs. Baltimore Colts, 11/15/81
- 33 vs. Vikings, 11/11/01
- 32 at Redskins, 9/17/89
- 32 at Redskins, 12/2/51

Most Allowed, Total

- 37 vs. Packers, 11/11/62

Fewest Allowed, Total

- 1 at NY Bulldogs, 9/22/49
- 1 vs. Brooklyn Dodgers, 10/1/39
- 2 at Browns, 12/3/50
- 2 vs. Brooklyn Dodgers, 11/11/34

Most by Rushing

- 25 at Redskins, 12/2/51

Most Allowed by Rushing

- 21 vs. Packers, 11/11/62
- 21 vs. Browns, 12/13/59

Fewest Allowed by Rushing

- 0 at Houston Oilers, 12/2/91
- 0 at Cowboys, 11/1/70
- 0 vs. Saints, 10/26/69
- 0 vs. Boston Yanks, 11/16/47
- 0 vs. Giants, 10/5/47

Most by Passing

- 24 at Redskins, 9/17/89
- 20 vs. Bengals, 11/30/97
- 20 at Lions, 12/17/61
- 20 at Redskins, 10/17/54

Most Allowed by Passing

- 22 at St. Louis Cardinals, 12/13/64
- 21 at Dolphins, 12/9/90
- 21 at Patriots, 11/29/87

Fewest Allowed by Passing

- 0 at Browns, 12/3/50
- 0 at NY Bulldogs, 9/22/49

- 0 vs. Brooklyn Dodgers, 10/2/43
- 0 vs. Steelers, 10/18/42
- 0 vs. Steelers, 11/9/41
- 0 vs. Steelers, 11/26/39
- 0 vs. Brooklyn Dodgers, 10/1/39
- 0 vs. Cleveland Rams, 9/21/37

Most by Penalty

- 7 at Steelers (OT), 11/12/00
- 7 vs. Bears, 11/26/44
- 5 at Chargers, 10/18/98
- 5 at Vikings, 9/28/97
- 5 at St. Louis Cardinals, 11/17/85
- 5 at Redskins, 12/6/59

Most Allowed by Penalty

- 6 at Redskins, 11/26/00
- 6 at Packers, 9/17/00
- 6 at Giants, 10/5/57
- 5 at 49ers, 1/3/94
- 5 at Giants, 11/22/92

TOTAL TURNOVERS

Most Committed

- 9 at Bears, 10/12/47

Most Made by Defense

- 12 at Steelers, 12/12/65 (9 INTs, 3 fumble rec.)
- 12 at Chicago Cardinals, 9/24/50 (8 INTs, 4 fumble rec.)

FUMBLES

Most Committed

- 10 vs. Giants, 10/9/43

Most Lost

- 6 at Redskins, 11/6/55

Most Committed by Opponent

- 8 Packers (at Phil.), 12/1/74
- 7 five times; last by Browns (at Phil.), 9/21/69

Most Fumbles Lost by Opponent

- 6 NY Bulldogs (at Phil.), 11/20/49
- 5 Oilers (at Hou.), 12/2/91
- 5 Packers (at Phil.), 12/1/74
- 5 Chicago Cardinals (at Phil.), 11/15/59

INTERCEPTIONS

Most Thrown

- 7 vs. Cowboys, 9/26/71
- 6 vs. Chicago Cardinals, 10/21/56
- 6 vs. Packers, 12/5/43

Most Intercepted

- 9 at Steelers, 12/12/65
- 8 at Chicago Cardinals, 9/24/50
- 7 at Redskins, 12/21/75

PENALTIES

Most Penalties

- 19 vs. Houston Oilers, 10/2/88
- 17 at Seahawks, 12/13/92
- 16 at Giants, 12/3/89
- 15 at Arizona Cardinals, 11/2/97
- 15 vs. Redskins, 9/27/76
- 15 vs. Lions, 11/10/57
- 15 at Chicago Cardinals, 11/30/52
- 15 vs. Giants, 11/3/46

Fewest Penalties

- 0 14 times; last vs. Giants, 12/27/98

Most Penalties by Opponent

- 22 Bears (at Phil.), 11/26/44

Fewest Penalties by Opponent

- 0 nine times; last by Bears (at Chi.), 12/24/95

Most Yards Penalized

- 191 at Seahawks, 12/13/92
- 157 at Chicago Cardinals, 10/13/54



- 157 at Chicago Cardinals, 11/30/52
- 147 vs. Houston Oilers, 10/2/88
- Fewest Yards Penalized**
 - o 14 times; last vs. Giants, 12/27/98
- Most Yards Opponent Penalized**
 - 170 Bears (at Phil.), 11/26/44
- Fewest Yards Opponent Penalized**
 - o 9 times; last by Bears (at Chi.), 12/24/95
- Most Penalties, Both Teams**
 - 31 Eagles 19, Houston Oilers 12 (at Phil.), 10/2/88
 - 27 Eagles 15, Chicago Cardinals 12 (at Chi.), 11/30/52
 - 26 Eagles 11, St. Louis Cardinals 15 (at Phil.), 10/10/76
- Fewest Penalties, Both Teams**
 - 1 Eagles 1, Brooklyn Dodgers 0 (at Phil.), 10/1/39
 - 1 Eagles 1, Chicago Cardinals 0 (at Chi.), 11/10/35
 - 1 Eagles 1, Brooklyn Dodgers 0 (at Phil.), 11/11/34
- Most Yards Penalized, Both Teams**
 - 262 Eagles 157, Chicago Cardinals 105 (at Chi.), 11/30/52
 - 244 Eagles 157, Chicago Cardinals 87 (at Chi.), 10/3/54
- Fewest Yards Penalized, Both Teams**
 - 5 Eagles 5, Brooklyn Dodgers 0 (at Phil.), 10/1/39
 - 5 Eagles 5, Chicago Cardinals 0 (at Chi.), 11/10/35
 - 5 Eagles 5, Brooklyn Dodgers 0 (at Phil.), 11/11/34

PUNTS

Most Punts

- 15 at Giants, 12/6/87
- 12 vs. Giants, 12/12/54
- 12 at Packers, 11/2/52
- 12 vs. Redskins, 10/4/42

Fewest Punts

- o at Redskins, 11/13/49

PUNT RETURNS

Most Punt Returns

- 10 vs. Buccaneers, 9/18/77

Most Punt Returns by Opponent

- 9 at Giants, 12/6/87
- 9 vs. Giants, 11/20/83

Most Yards Punt Returns

- 148 at Boston Yanks, 12/8/46

Most Yards Punt Ret. Allowed

- 144 at 49ers, 9/27/59

KICKOFF RETURNS

Most Kickoff Returns

- 9 at Giants, 11/10/46

Most Kickoff Returns Allowed

- 9 Vikings (at Phil.), 11/11/01
- 9 Lions (at Phil.), 12/2/79
- 9 Saints (at Phil.), 11/19/67
- 9 Chicago Cardinals (at Chi.), 10/25/53

Most Yards Kickoff Returns

- 261 vs. Cowboys, 11/6/66
- 253 at Arizona Cardinals, 11/24/96
- 235 vs. St. Louis Cardinals, 9/19/65

Most Yards Kickoff Returns by Opponent

- 249 St. Louis Cardinals (at StL), 11/21/71

QUARTERBACK SACKS

Most Sacks Made

- 11 at Cowboys, 9/15/91
- 9 at Falcons, 12/16/84
- 8 11 times; last vs. Cardinals, 11/19/00

Most Sacks Allowed

- 11 vs. Bears, 10/4/87
- 11 at Los Angeles Raiders, 11/30/86
- 11 vs. Lions, 11/16/86
- 11 at St. Louis Cardinals, 12/18/83

YEAR-BY-YEAR ATTENDANCE (1980-2001)

YEAR	TOTAL	HOME	AWAY
2001	1,260,365 (19)	593,040 (9)	667,325 (10)
2000	1,184,434 (18)	589,344 (9)	595,090 (9)
1999	1,057,531 (16)	519,835 (8)	537,696 (8)
1998	997,399 (16)	527,990 (8)	469,409 (8)
1997	1,016,220 (16)	535,783 (8)	480,437 (8)
1996	980,374 (17)	514,003 (8)	466,371 (9)
1995	1,060,326 (18)	576,187 (9)	484,139 (9)
1994	996,081 (16)	518,691 (8)	477,390 (8)
1993	960,930 (16)	488,774 (8)	472,156 (8)
1992	1,127,715 (18)	521,369 (8)	606,346 (10)
1991	979,893 (16)	514,196 (8)	465,697 (8)
1990	1,073,568 (17)	585,645 (9)	487,923 (8)
1989	1,025,714 (17)	552,421 (9)	473,293 (8)
1988	999,141 (17)	510,776 (8)	488,365 (9)
1987	733,832 (15)	429,950 (8)	303,882 (7)
1986	905,388 (16)	466,659 (8)	438,729 (8)
1985	919,025 (16)	486,019 (8)	433,006 (8)
1984	870,465 (16)	458,997 (8)	411,468 (8)
1983	886,391 (16)	445,682 (8)	440,709 (8)
1982	535,030 (9)	297,635 (5)	239,395 (4)
1981	1,101,609 (17)	619,253 (9)	482,356 (8)
1980	1,210,136 (19)	696,455 (10)	513,681 (9)

OF GAMES IN PARENTHESIS; INCLUDES PLAYOFF GAMES

ATTENDANCE RECORDS

Largest Home Attendance

92,800 Inquirer Charities preseason game vs. Chicago Bears, Philadelphia Municipal Stadium, September 13, 1946

Largest Home Attendance, League Game

72,111 vs. Cowboys at Veterans Stadium, Nov. 1, 1981

Largest Home Attendance at Baker Bowl

22,000 vs. Chicago Bears, October 13, 1935

Largest Home Attendance at Temple Stadium

18,000 vs. Steelers, September 13, 1935

Largest Home Attendance at Franklin Field

67,325 NFL Championship Game vs. Packers, December 26, 1960

60,858 Regular season: vs. Giants, Cowboys, and Bears (1968)

Largest Home Attendance at Municipal Stadium—Regular Season

71,237 vs. Browns, September 16, 1950

Largest Home Attendance at Connie Mack Stadium

39,303 (paid) vs. Browns, November 13, 1955

Largest Home Attendance at Veterans Stadium

72,111 vs. Cowboys, November 1, 1981

Largest Away Attendance, League Game

84,936 vs. Redskins, at FedEx Field, December 16, 2001

Largest Attendance Ever to See Eagles

93,780 Chicago Tribune College All Star Game

Soldier Field, Chicago, August 12, 1949

Largest Total Home Attendance

8 games: 557,325 (Veterans Stadium, 1980)

7 games: 460,040 (Veterans Stadium, 1972)

Largest Total Away Attendance

8 games: 537,696 (1999)

7 games: 389,564 (1971)

Largest Total Season Attendance

19 games: 1,260,365 (2001)

16 games: 1,057,531 (1999)

14 games: 847,070 (1971)

Largest Overall Season Attendance

22 games: 1,412,804 (2001)

[3 preseason: 152,439; 8 home: 527,193; 8 away: 533,879;

playoff home: 65,847; playoff road: 133,446]



BEST INDIVIDUAL PERFORMANCES VS. EAGLES



SCORING

Most Touchdowns Scored

- 5 James Stewart, Jaguars (10/12/97 at Jax.) (all rushing)
- 4 Larry Brown, Redskins (12/16/73 at Washington); Ron Johnson, Giants (10/2/72 at Philadelphia); John David Crow, Cardinals (12/16/62 at St. Louis); Jim Taylor, Packers (11/11/62 at Philadelphia); Jim Brown, Browns (11/19/61 at Cleveland)

Most Field Goals

- 5 Al Del Greco, Titans (12/3/00 at Philadelphia), (5 att); Richie Cunningham, Cowboys (9/15/97 at Dallas), (5 att); Raul Allegre, Colts (10/30/83 at Philadelphia) (6 att.); Mac Percival, Bears (10/20/68 at Philadelphia) (5 att.); Jim Bakken, Cardinals (12/13/64 at St. Louis) (6 att.)

Longest Field Goal

- 56 Morten Andersen, Saints (12/26/93 at Phila.)
- 55 Steve Cox, Redskins (9/7/86 at Washington)
- 54 Olindo Mare, Dolphins (10/24/99 at Miami)
- 54 Doug Pelfrey, Bengals (12/24/94 at Cincinnati)
- 54 Chip Lohmiller, Redskins (11/30/94 at Washington)
- 54 Mark Moseley, Redskins (11/13/77 at Philadelphia)

RUSHING

Most Rushing Attempts

- 43 Butch Woolfolk, Giants (11/20/83 at Philadelphia)

Most Yards Rushing

- 237 Emmitt Smith, Cowboys (10/31/93 at Phila.) 30 att.
- 237 Jim Brown, Browns (11/19/61 at Cleveland) 34 att.
- 221 Gerald Riggs, Redskins (9/17/89 at Wash.) 29 att.
- 206 Tony Dorsett, Cowboys (12/4/77 at Dallas) 23 att.

Most Touchdowns Rushing

- 5 James Stewart, Jaguars (10/12/97 at Jacksonville)
- 4 Jim Taylor, Packers (11/11/62 at Philadelphia)
- 4 Jim Brown, Browns (11/19/61 at Cleveland)

Longest Run From Scrimmage

- 871 John Henry Johnson, Steelers (12/11/60 at Pittsburgh)
- 851 Reggie Brooks, Redskins (9/19/93 at Philadelphia)
- 841 Herschel Walker, Cowboys (12/14/86 at Dallas)

PASSING

Most Passes Attempted

- 54 Dan Marino, Dolphins (12/9/90 at Miami) (OT)
- 53 Tom Ramsey, Patriots (11/29/87 at New Eng.) (OT)
- 50 Neil Lomax, Cardinals (12/10/88 at Phoenix)
- 50 Sonny Jurgensen, Redskins (12/3/67 at Wash.)

Most Passes Completed

- 34 Tom Ramsey, Patriots (11/29/87 at New Eng.) (OT)
- 32 Steve Pelluer, Cowboys (10/23/88 at Phila.)
- 30 Neil Lomax, Cardinals (12/7/86 at Phila.) (OT)
- 30 Sonny Jurgensen, Redskins (12/3/67 at Wash.)

Most Yards Gained Passing

- 428 Joe Montana, 49ers (9/24/89 at Philadelphia)
- 409 Phil Simms, Giants (9/2/84 at New York)
- 402 Tom Ramsey, Patriots (11/29/87 at New Eng.) (OT)
- 394 Don Meredith, Cowboys (10/9/66 at Dallas)
- 390 Neil Lomax, Cardinals (12/7/86 at Phila.) (OT)

Most Touchdown Passes

- 5 Joe Montana, 49ers (9/24/89 at Philadelphia); Don Meredith, Cowboys (10/9/66 at Dallas); Sonny Jurgensen, Redskins (10/11/64 at Washington); Sammy Baugh, Redskins (9/28/47 at Philadelphia); Frank Filchock, Redskins (10/8/44 at Philadelphia)

Longest Pass Play

- 96 Bill Kilmer to Walter Roberts, Saints (11/19/67 at Philadelphia) (did not score)
- 93t Neil Lomax to Ernie Jones, Cardinals (12/10/88 at Phoenix)

- 90t Virgil Carter to Speedy Thomas, Bengals (9/19/71 at Cincinnati)
- 89t Bobby Brister to Louis Lipps, Steelers (11/13/88 at Pittsburgh)
- 86t Milt Plum to Leon Clarke, Browns (10/23/60 at Cleveland)
- 85t Erik Kramer to Curtis Conway, Bears (9/12/94 at Philadelphia)
- 84t Steve Pelluer to Herschel Walker, Cowboys (12/14/86 at Dallas)

Most Passes Completed In-A-Row

- 12 Sonny Jurgensen, Redskins (12/3/67 at Washington) (in 2nd qtr).

RECEIVING

Most Passes Caught

- 12 Bobby Mitchell, Redskins (10/11/64 at Washington)
- 11 Tony Collins, Patriots (11/29/87 at New Eng.) (OT)

Most Yards Gained Receiving

- 213 Tony Hill, Cowboys (11/12/79 at Dallas) 7 rec.
- 212 Hugh Taylor, Redskins (9/28/47 at Phila.) 8 rec.
- 193 Jessie Hester, Raiders (11/30/86 at Los Angeles) 4 rec.

Most Touchdown Passes Caught

- 3 Johnny Mitchell, Jets (10/3/93 at New York); Larry Brown, Redskins (12/16/73 at Washington); Ron Johnson, Giants (10/2/72 at Philadelphia); Bob Hayes, Cowboys (10/9/66 at Dallas); Del Shofner, Giants (12/10/61 at Philadelphia); Woodley Lewis, Chicago Cardinals (12/14/57 at Philadelphia); Hugh Taylor, Redskins (9/28/47 at Philadelphia); Frank Liebel, Giants (12/2/45 at New York)

INTERCEPTIONS

Most Passes Intercepted

- 3 Dave Waymer, Saints (10/6/85 at New Orleans); Herb Adderley, Cowboys (9/26/71 at Philadelphia); Jim Bradshaw, Steelers (10/24/65 at Philadelphia); Dick Lynch, Giants (9/29/63 at Philadelphia); Johnny Sample, Steelers (10/8/61 at Philadelphia); Ray Ramsey, Chicago Cardinals (9/30/51 at Chicago); Ward Cuff, Giants (9/13/41 at Philadelphia)

Longest Return Intercepted Pass

- 100t Mike Gaechter, Cowboys (10/14/62 at Dallas)

MISCELLANEOUS

Most Punts

- 14 Sammy Baugh, Redskins (11/5/39 at Washington)

Longest Punt

- 80 Parker Hall, Cleveland Rams (12/3/39 at Phila.)

Longest Kickoff Return

- 104t Buddy Young, Colts (11/15/53 at Philadelphia)
- 103t George Hoey, Cardinals (11/21/71 at St. Louis)
- 102t Larry Jones, Redskins (11/24/74 at Washington)
- 101t Wallace Francis, Bills (10/7/73 at Buffalo)
- 101t Aom March, Cowboys (10/14/62 at Dallas)

Longest Punt Return

- 88t Andre Coleman, Chargers (9/17/95 at Philadelphia)
- 86t Johnny Roland, Cardinals (10/2/66 at Philadelphia)

Longest Return With Fumble

- 63t Jim Ridlon, Cowboys (12/16/64 at Philadelphia)

Longest Return With Intercepted Lateral

- 93t Dick Poillon, Redskins (11/21/48 at Philadelphia)



YEAR-BY-YEAR LEADERS

SCORING

Year	Name	TD	PAT	FG	Pts
2001	David Akers	0	37-38	26-31	115
2000	David Akers	0	34-36	29-33	121
1999	Norm Johnson	0	25-25	18-25	79
1998	Chris Boniol	0	15-17	14-21	57
1997	Chris Boniol	0	33-33	22-31	99
1996	Gary Anderson	0	40-40	25-29	115
1995	Gary Anderson	0	32-33	22-30	98
1994	Eddie Murray	0	33-33	21-25	96
1993	Calvin Williams	10	0-0	0-0	60
1992	Roger Ruzek	0	40-44	16-25	88
1991	Roger Ruzek	0	27-29	28-33	111
1990	Roger Ruzek	0	45-48**	21-29	108
1989	Cris Carter	11	0-0	0-0	66
1988	Luis Zendejas	0	30-31	19-24	87
1987	Paul McFadden	0	36-36	16-26	84
1986	Paul McFadden	0	26-27	20-31	86
1985	Paul McFadden	0	29-29	25-30	104
1984	Paul McFadden	0	26-27	30-37*	116
1983	Mike Quick	13	0-0	0-0	78
1982	Wilbert Montgomery	9	0-0	0-0	54
1981	Tony Franklin	0	41-43	20-31	101
1980	Tony Franklin	0	48-48	16-31	96
1979	Tony Franklin	0	36-39	23-31	105
1978	Wilbert Montgomery	10	0-0	0-0	60
1977	Harold Carmichael	7	0-0	0-0	42
1976	Horst Muhlmann	0	18-19	11-11	51
1975	Horst Muhlmann	0	21-24	20-29	81
1974	Tom Sullivan	12	0-0	0-0	72
1973	Tom Dempsey	0	34-34	24-40	106
1972	Tom Dempsey	0	11-12	20-35	71
1971	Tom Dempsey	0	13-14	12-17	49
1970	Mark Moseley	0	25-28	14-25	67
1969	Sam Baker	0	31-31	16-30	79
1968	Sam Baker	0	17-21	19-30	74
1967	Sam Baker	0	45-45	12-19	81
1966	Sam Baker	0	38-39	18-25	92
1965	Sam Baker	0	38-40	9-23	65
1964	Sam Baker	0	36-37	16-26	84
1963	Tim Brown	11	0-0	0-0	66
1962	Tim Brown	13	0-0	0-0	78
1961	Bobby Walston	2	43-46	14-25	97
1960	Bobby Walston	4	39-40	14-20	105
1959	Tommy McDonald	11	0-0	0-0	66
1958	Bobby Walston	3	31-31	6-14	67
1957	Bobby Walston	1	20-21	9-12	53
1956	Bobby Walston	3	17-18	6-13	53
1955	Dick Bielski	1	23-24	9-23	56
1954	Bobby Walston	11	36-39	4-10	114*
1953	Bobby Walston	5	45-48	4-13	87

1952	Bobby Walston	3	31-31	11-20	82
1951	Bobby Walston	8	28-31	6-11	94
1950	Cliff Patton	0	32-33	8-17	56
1949	Steve Van Buren	12	0-0	0-0	72
1948	Cliff Patton	0	50-50	8-12*	74
1947	Steve Van Buren	14*	0-0	0-0	84
1946	Augie Lio	1	27-27	6-11	51
1945	Steve Van Buren	18*	2-2	0-0	110*
1944	Leroy Zimmerman	3	32-34	4-8	62
1943†	Ernie Steele	6	0-0	0-0	36
	Bob Thurbon	6	0-0	0-0	36
1942	Bob Davis	3	0-0	0-0	18
1941	Jim Castiglia	4	0-0	0-0	24
1940	Don Looney	5	0-0	0-0	30
	Dick Riffle	5	0-0	0-0	30
1939	Franny Murray	2	8-12	2-4	26
1938	Joe Carter	8	0-0	0-0	48
1937	Bill Hewitt	5	0-0	0-0	30
1936	Hank Reese	0	NA	2-2	9
1935	Ed Manske	4	0-0	0-0	24
1934	Swede Hanson	8	2-2	0-0	50
1933	Swede Hanson	4	0-0	0-0	24

PASSING (YARDS)

Year	Name	Att	Cmp	Pct	Yds	TD	INT
2001	Donovan McNabb	493	285	57.8	3,233	25	12
2000	Donovan McNabb	569**	330	58.0	3,365	21	13
1999	Doug Pederson	227	119	52.4	1,276	7	9
1998	Koy Detmer	181	97	53.6	1,011	5	5
1997	Bobby Hoyer	225	128	56.9	1,573	11	6
1996	Ty Detmer	401	238	59.4	2,911	15	13
1995	Rodney Peete	375	215	57.3	2,326	8	14
1994	R. Cunningham	490	265	54.1	3,229	16	13
1993	Bubby Brister	309	181	58.6	1,905	14	5
1992	R. Cunningham	384	233	60.7	2,775	19	11
1991	Jim McMahon	311	187	60.1	2,239	12	11
1990	R. Cunningham	465	271	58.3	3,466	30**	13
1989	R. Cunningham	532	290	54.5	3,400	21	15
1988	R. Cunningham	560	301	53.8	3,808	24	16
1987	R. Cunningham	406	223	54.9	2,786	23	12
1986	Ron Jaworski	245	128	52.2	1,405	8	6
1985	Ron Jaworski	484	255	52.7	3,450	17	20
1984	Ron Jaworski	427	234	54.8	2,754	16	14
1983	Ron Jaworski	446	235	52.7	3,315	20	18
1982	Ron Jaworski	286	167	58.4	2,076	12	12
1981	Ron Jaworski	461	250	54.2	3,095	23	20
1980	Ron Jaworski	451	257	57.0	3,529	27	12
1979	Ron Jaworski	374	190	50.8	2,669	18	12
1978	Ron Jaworski	398	206	51.8	2,487	16	16
1977	Ron Jaworski	346	166	48.0	2,183	18	21
1976	Mike Boryla	246	123	50.0	1,247	9	14
1975	Roman Gabriel	292	151	51.7	1,644	13	11

*Led NFL

** Led Conference

NA — Information not available

† The Eagles and Steelers were combined and played under the name Steagles.



M E D I A G U I D E

1974	Roman Gabriel	338	193	57.1	1,867	9	12	1992	Herschel Walker	267	1,070	4.0	38	8
1973	Roman Gabriel	460*	270*	58.7	3,219*	23*	12	1991	James Joseph	135	440	3.3	24	3
1972	John Reaves	224	108	48.2	1,508	7	12	1990	R. Cunningham (QB)	118	942	8.0*	52†	5
1971	Pete Liske	269	143	53.2	1,937	11	15	1989	R. Cunningham (QB)	104	621	6.0	51	4
1970	Norm Snead	335	181	54.0	2,323	15	20	1988	R. Cunningham (QB)	93	624	6.7	33†	6
1969	Norm Snead	379	190	50.1	2,768	19	23	1987	R. Cunningham (QB)	76	505	6.6	45	3
1968	Norm Snead	291	152	52.2	1,655	11	21	1986	Keith Byars	177	577	3.3	32	1
1967	Norm Snead	434	240	55.3	3,399	29	24	1985	Ernest Jackson	282	1,028	3.6	59	5
1966	Norm Snead	226	103	45.6	1,275	8	11	1984	Wilbert Montgomery	201	789	3.9	27	2
1965	Norm Snead	288	150	52.1	2,346	15	13	1983	Hubie Oliver	121	434	3.6	24	1
1964	Norm Snead	283	138	48.8	1,906	14	12	1982	Wilbert Montgomery	114	515	4.5	90†	7
1963	Sonny Jurgensen	184	99	53.8	1,413	11	13	1981	Wilbert Montgomery	286	1,402	4.9	41	8
1962	Sonny Jurgensen	366	196	53.6	3,261*	22	26	1980	Wilbert Montgomery	193	778	4.0	72†	8
1961	Sonny Jurgensen	416	235*	56.5	3,723*	32*	24	1979	Wilbert Montgomery	338	1,512	4.5	62†	9
1960	Norm Van Brocklin	284	153	53.9	2,471	24	17	1978	Wilbert Montgomery	259	1,220	4.7	47	9
1959	Norm Van Brocklin	340	191	56.2	2,617	16	14	1977	Mike Hogan	155	546	3.5	19	0
1958	Norm Van Brocklin	374*	198*	52.9	2,409	15	20	1976	Mike Hogan	123	561	4.6	32	0
1957	Bobby Thomason	92	46	50.0	630	4	10	1975	Tom Sullivan	173	632	3.7	28	0
1956	Bobby Thomason	164	82	50.0	1,119	4	21	1974	Tom Sullivan	244	760	3.1	28†	11
1955	Bobby Thomason	171	88	51.5	1,337	10	7	1973	Tom Sullivan	217	968	4.5	37	4
	Adrian Burk	228	110	48.2	1,359	9	17	1972	"Po" James	182	565	3.1	22	0
1954	Adrian Burk	231	123	53.2	1,740	23*	20	1971	Ron Bull	94	351	3.7	39	0
1953	Bobby Thomason	304	162	53.3	2,462	21*	17	1970	Cyril Pinder	166	657	3.9	40†	2
1952	Bobby Thomason	212	95	44.8	1,334	8	9	1969	Tom Woodeshick	186	831	4.5	21	4
1951	Adrian Burk	218	92	42.2	1,329	14	23	1968	Tom Woodeshick	217	947	4.4	54†	3
1950	Tommy Thompson	239	107	44.8	1,608	11	22	1967	Tom Woodeshick	155	670	4.3	41	6
1949	Tommy Thompson	214	116	54.2	1,727	16	11	1966	Timmy Brown	161	548	3.4	24	3
1948	Tommy Thompson	246	141	57.3	1,965	25*	11	1965	Timmy Brown	158	861	5.4*	54†	6
1947	Tommy Thompson	201	106	52.7	1,680	16	15	1964	Earl Gros	154	748	4.9	59†	6
1946	Tommy Thompson	103	57	55.3*	745	6	9	1963	Timmy Brown	192	841	4.4	34	6
1945	Roy Zimmerman	132	67	50.8	991	9	8	1962	Timmy Brown	137	545	4.0	61†	5
1944	Roy Zimmerman	105	39	37.1	785	8	10	1961	Clarence Peaks	135	471	3.5	33	5
1943†	Roy Zimmerman	124	43	34.7	846	9	17	1960	Clarence Peaks	86	465	5.4	57	3
1942	Tommy Thompson	203	95	46.8	1,410	8	16	1959	Billy Barnes	181	687	3.8	61†	7
1941	Tommy Thompson	162	86	53.1	974	8	14	1958	Billy Barnes	156	551	3.5	70†	7
1940	Davey O'Brien	277*	124*	44.7	1,290	5	17	1957	Billy Barnes	143	529	3.7	41	1
1939	Davey O'Brien	201	99	49.7	1,324*	6	17	1956	Ken Keller	112	433	3.9	51	4
1938	Dave Smukler	102	42	41.1	524	7	8	1955	Harold Giancanelli	97	385	4.9	20	2
1937	Dave Smukler	118	42	35.6	432	6	14	1954	Jim Parmer	119	408	3.4	24	0
1936	Dave Smukler	68	21	31.0	345	3	6	1953	Don Johnson	83	439	5.3	66	5
1935	Ed Storm	44	15	34.1	372	3	NA	1952	John Huzvar	105	349	3.3	26	2
1934	Ed Matesic	60	20	33.3	372	3	5	1951	Frank Ziegler	113	418	3.7	34	2
1933	Reds Kirkman	73	22	33.1	354	2	13	1950	Frank Ziegler	172	733	4.3	52	1

RUSHING

Year	Name	Att	Yds	Avg	LG	TD
2001	Duce Staley	166	604	3.6	44†	2
2000	Donovan McNabb (QB)	86	629	7.3*	54	6
1999	Duce Staley	325	1,273	3.9	29	4
1998	Duce Staley	258	1,065	4.1	64†	5
1997	Ricky Watters	285	1,110	3.9	28	7
1996	Ricky Watters	353*	1,411	4.0	56†	13
1995	Ricky Watters	337	1,273	3.8	57	11
1994	Herschel Walker	113	528	4.7	91†	5
1993	Herschel Walker	174	746	4.3	35	1
1992	Herschel Walker	267	1,070	4.0	38	8
1991	James Joseph	135	440	3.3	24	3
1990	R. Cunningham (QB)	118	942	8.0*	52†	5
1989	R. Cunningham (QB)	104	621	6.0	51	4
1988	R. Cunningham (QB)	93	624	6.7	33†	6
1987	R. Cunningham (QB)	76	505	6.6	45	3
1986	Keith Byars	177	577	3.3	32	1
1985	Ernest Jackson	282	1,028	3.6	59	5
1984	Wilbert Montgomery	201	789	3.9	27	2
1983	Hubie Oliver	121	434	3.6	24	1
1982	Wilbert Montgomery	114	515	4.5	90†	7
1981	Wilbert Montgomery	286	1,402	4.9	41	8
1980	Wilbert Montgomery	193	778	4.0	72†	8
1979	Wilbert Montgomery	338	1,512	4.5	62†	9
1978	Wilbert Montgomery	259	1,220	4.7	47	9
1977	Mike Hogan	155	546	3.5	19	0
1976	Mike Hogan	123	561	4.6	32	0
1975	Tom Sullivan	173	632	3.7	28	0
1974	Tom Sullivan	244	760	3.1	28†	11
1973	Tom Sullivan	217	968	4.5	37	4
1972	"Po" James	182	565	3.1	22	0
1971	Ron Bull	94	351	3.7	39	0
1970	Cyril Pinder	166	657	3.9	40†	2
1969	Tom Woodeshick	186	831	4.5	21	4
1968	Tom Woodeshick	217	947	4.4	54†	3
1967	Tom Woodeshick	155	670	4.3	41	6
1966	Timmy Brown	161	548	3.4	24	3
1965	Timmy Brown	158	861	5.4*	54†	6
1964	Earl Gros	154	748	4.9	59†	6
1963	Timmy Brown	192	841	4.4	34	6
1962	Timmy Brown	137	545	4.0	61†	5
1961	Clarence Peaks	135	471	3.5	33	5
1960	Clarence Peaks	86	465	5.4	57	3
1959	Billy Barnes	181	687	3.8	61†	7
1958	Billy Barnes	156	551	3.5	70†	7
1957	Billy Barnes	143	529	3.7	41	1
1956	Ken Keller	112	433	3.9	51	4
1955	Harold Giancanelli	97	385	4.9	20	2
1954	Jim Parmer	119	408	3.4	24	0
1953	Don Johnson	83	439	5.3	66	5
1952	John Huzvar	105	349	3.3	26	2
1951	Frank Ziegler	113	418	3.7	34	2
1950	Frank Ziegler	172	733	4.3	52	1
	Steve Van Buren	188*	629	3.3	41	4
1949	Steve Van Buren	263*	1,146*	4.4	41	11*
1948	Steve Van Buren	201*	945*	4.7	29	10*
1947	Steve Van Buren	217*	1,008*	4.6	45	13*
1946	Steve Van Buren	116	529	4.6	58	5
1945	Steve Van Buren	143*	832*	5.8	69†	15*
1944	Steve Van Buren	80	444	5.5	70†	5
1943†	Jack Hinkle	116	571	4.9	56	4
1942	Bob Davis	43	207	4.8	44	2
1941	Jim Castiglia	60	183	3.1	47	4
1940	Dick Riffle	81	238	2.9	NA	4
1939	Dave Smukler	45	218	4.8	NA	0

*Led NFL

** Led Conference

NA—Information not available

† The Eagles and Steelers were combined and played under the name Steagles.



M E D I A G U I D E

1938	Dave Smukler	96	313	3.3	NA	1
1937	Emmett Mortell	100	312	3.1	NA	0
1936	Swede Hanson	119	359	3.0	NA	1
1935	Swede Hanson	77	209	2.8	NA	0
1934	Swede Hanson	147*	805	5.5	NA	7
1933	Swede Hanson	133	494	3.7	NA	3

RECEIVING

Year	Name	Rec	Yds	Avg	LG	TD
2001	James Thrash	63	833	13.2	64†	8
	Duce Staley (RB)	63	626	9.9	46†	2
2000	Chad Lewis (TE)	69	735	10.7	52	3
1999	Torrance Small	49	655	13.4	84†	4
1998	Duce Staley (RB)	57	432	7.6	33	1
1997	Irving Fryar	86	1,316	15.3	72†	6
1996	Irving Fryar	88	1,195	13.6	42	11**
1995	Calvin Williams	63	768	12.2	37†	2
1994	Fred Barnett	78	1,127	14.4	54	5
1993	Herschel Walker (RB)	75	610	8.1	55	3
1992	Fred Barnett	67	1,083	16.2	71†	6
1991	Fred Barnett	62	948	15.3	75†	4
	Keith Byars (RB)	62	564	9.1	37	3
1990	Keith Byars (RB)	81	819	10.1	54	3
1989	Keith Byars (RB)	68	721	10.6	60	0
1988	Keith Jackson (TE)	81	869	10.7	41	6
1987	Mike Quick	46	790	17.2	61†	11
1986	Mike Quick	60	939	15.7	75†	9
1985	Mike Quick	73	1,247*	17.1	99†	11**
1984	John Spagnola (TE)	65	701	10.8	34	1
1983	Mike Quick	69	1,409*	20.4	83†	13
1982	Harold Carmichael	35	540	15.4	44†	4
1981	Harold Carmichael	61	1,028	16.9	85†	6
1980	Wilbert Montgomery (RB)	50	407	8.1	46	2
1979	Harold Carmichael	52	872	16.8	50	11**
1978	Harold Carmichael	55	1,072	19.5	56†	8
1977	Harold Carmichael	46	665	14.5	50†	7
1976	Harold Carmichael	42	503	12.0	24	5
1975	Charle Young (TE)	49	659	13.4	47	3
	Harold Carmichael	49	639	13.0	62†	7
1974	Charle Young (TE)	63*	696	11.0	29	3
1973	Harold Carmichael	67*	1,116*	16.6	73	9
1972	Harold Jackson	62*	1,048*	16.9	77†	4
1971	Harold Jackson	47	716	15.2	69†	3
1970	Lee Bougess (RB)	50	401	8.0	34	2
1969	Harold Jackson	65	1,116*	17.2	65†	9
1968	Ben Hawkins	42	707	16.8	92†	5
1967	Ben Hawkins	59	1,265*	21.4	87†	10
1966	Pete Retzlaff	40	653	16.3	40	6
1965	Pete Retzlaff	66	1,190	18.0	78	10
1964	Pete Retzlaff	51	855	16.8	44	8
1963	Pete Retzlaff	57	895	15.7	46	4
1962	Tommy McDonald	58	1,146	19.8	60†	10
1961	Tommy McDonald	64	1,144*	17.6	66	13*
1960	Pete Retzlaff	46	826	18.0	57	5
	Tommy McDonald	39	801	20.5	64	13

1959	Tommy McDonald	47	846	18.0	71	10
1958	Pete Retzlaff	56*	766	13.7	49	2
1957	Billy Barnes (RB)	19	212	11.2	67†	1
1956	Bobby Walston	39	590	15.1	51	3
1955	Pete Pihos	62*	864*	13.9	40	7
1954	Pete Pihos	60*	872	14.5	34	10
1953	Pete Pihos	63*	1,049*	16.7	59	10*
1952	Bud Grant	56	997	17.8	84†	7
1951	Pete Pihos	35	536	15.3	38	5
1950	Pete Pihos	38	447	11.8	43	6
	Jack Ferrante	35	588	17.3	75	3
1949	Jack Ferrante	34	508	14.9	64	5
	Pete Pihos	34	484	14.2	49	4
1948	Pete Pihos	46	766	16.7	48	11
1947	Pete Pihos	23	382	16.6	66	7
1946	Jack Ferrante	28	451	16.1	48	4
1945	Jack Ferrante	21	474	22.5	74	7
1944	Larry Cabrelli	13	152	11.6	30	1
1943†	Tony Bova	17	419	24.6*	51	5
1942	Fred Meyer	16	323	20.1	60	1
1941	Dick Humbert	29	332	11.4	33	3
1940	Don Looney	58*	707*	12.2	NA	4
1939	Herschel Ramsey	31	359	11.6	NA	1
1938	Joe Carter	27	386	14.3	NA	7
1937	Bill Hewitt	16	197	12.3	NA	5
1936	Ed Manske	17	325	19.1	NA	0
1935	Joe Carter	11	260	23.6*	NA	2
1934	Joe Carter	16*	238	15.0	NA	4
1933	Swede Hanson (RB)	9	140	15.5	NA	1

SACKS

Year	Name (Position)	Sacks
2001	Hugh Douglas (DE)	9.5
2000	Hugh Douglas (DE)	15.0
1999	Mike Mamula (DE)	8.5
1998	Hugh Douglas (DE)	12.5
1997	Rhett Hall (DT)	8.0
1996	William Fuller (DE)	13.0
1995	William Fuller (DE)	** 13.0
1994	William Fuller (DE)	9.5
1993	Andy Harmon (DT)	11.5
1992	Clyde Simmons (DE)	* 19.0
1991	Reggie White (DE)	15.0
1990	Reggie White (DE)	14.0
1989	Clyde Simmons (DE)	15.5
1988	Reggie White (DE)	* 18.0
1987	Reggie White (DE)	* 21.0
1986	Reggie White (DE)	18.0
1985	Greg Brown (DE) and Reggie White (DE)	13.0
1984	Greg Brown (DE)	14.0
1983	Dennis Harrison (DE)	11.5
1982	Dennis Harrison (DE)	10.5

*Led NFL ** Led Conference NA—Information not available
 † The Eagles and Steelers were combined and played under the name Steagles.



SUPERLATIVE PERFORMANCES



300-YARD PASSING GAMES

Date	Player/Opponent/Result	At-Cp-Yd-TD-I
9/9/01	Donovan McNabb vs. Rams (L)	48-32-312-2-1
10/20/00	Donovan McNabb at Browns (W)	36-23-390-4-0
10/1/00	Donovan McNabb vs. Falcons (W)	44-30-311-2-1
11/30/97	Bobby Hoying vs. Bengals (W)	42-26-313-4-1
11/24/96	Ty Detmer at Cardinals (L)	38-21-322-0-1
11/10/96	Ty Detmer vs. Bills (L)	44-26-315-2-1
10/27/96	Ty Detmer vs. Panthers (W)	38-23-342-1-1
12/24/94	Bubby Brister at Bengals (L)	37-26-325-1-0
12/4/94	R. Cunningham vs. Cowboys (L)	46-29-327-2-1
10/24/94	R. Cunningham vs. Oilers (W)	24-13-310-2-1
9/12/94	R. Cunningham vs. Bears (W)	36-24-311-3-0
9/4/94	R. Cunningham at Giants (L)	39-20-344-2-0
1/3/94	Bubby Brister at 49ers (W) OT	43-26-350-3-1
9/19/93	R. Cunningham vs. Redskins (W)	39-25-360-3-2
12/13/92	R. Cunningham at Seahawks (W) OT	44-27-365-0-1
11/10/91	Jim McMahon at Browns (W)	43-26-341-3-1
12/18/89	R. Cunningham at Saints (L)	39-19-306-2-2
10/2/89	R. Cunningham at Bears (L)	62-32-401-1-4
9/17/89	R. Cunningham at Redskins (W)	46-34-447-5-1
12/31/88	R. Cunningham at Bears (L)	54-27-407-0-3
11/6/88	R. Cunningham vs. Rams (W)	39-22-323-3-0
10/10/88	R. Cunningham vs. Giants (W)	41-31-369-3-0
11/29/87	R. Cunningham at Patriots (W) OT	31-18-314-2-1
10/11/87	Scott Tinsley at Cowboys (L)	34-24-338-3-0
12/15/85	Ron Jaworski at Chargers (L)	48-29-334-1-3
12/1/85	Ron Jaworski vs. Vikings (L)	42-23-320-2-1
11/3/85	Ron Jaworski at 49ers (L)	48-24-394-1-3
10/20/85	Ron Jaworski vs. Cowboys (W)	35-22-380-1-0
12/16/84	Joe Pisarcik at Falcons (L)	46-24-334-0-1
10/28/84	Ron Jaworski vs. Cardinals (L)	38-22-340-2-3
11/27/83	Ron Jaworski at Redskins (L)	36-19-333-3-1
9/11/83	Ron Jaworski vs. Redskins (L)	37-24-326-1-2
9/19/82	Ron Jaworski at Browns (W)	41-25-334-2-1
9/12/82	Ron Jaworski vs. Redskins (L)	38-27-371-2-0
10/18/81	Ron Jaworski at Vikings (L)	45-30-345-2-2
12/21/80	Ron Jaworski at Cowboys (L)	30-18-331-1-0
11/9/80	Ron Jaworski at Saints (W)	32-21-323-3-1
12/16/73	Roman Gabriel at Redskins (L)	39-22-302-1-1
12/2/73	Roman Gabriel at 49ers (L)	55-28-322-2-1
10/14/73	Roman Gabriel at Cardinals (W)	45-29-379-3-0
9/19/71	Pete Liske at Bengals (L)	40-20-301-2-3
9/28/69	Norm Snead vs. Steelers (W)	30-22-335-5-1
11/19/67	Norm Snead vs. Saints (W)	27-19-309-4-2
10/22/67	Norm Snead at Cardinals (L)	32-16-321-2-2
9/17/67	Norm Snead vs. Redskins (W)	27-18-301-2-0
12/5/65	Norm Snead vs. Cowboys (L)	43-20-320-0-0
11/14/65	Norm Snead vs. Redskins (W)	28-21-311-0-1
11/7/65	Norm Snead at Browns (L)	36-18-362-3-2
10/17/65	King Hill at Giants (L)	41-23-321-3-4
12/13/64	Norm Snead at Cardinals (L)	31-15-301-3-2
10/13/63	Sonny Jurgensen at Redskins (W)	29-17-315-4-2
9/15/63	Sonny Jurgensen vs. Steelers (T)	26-16-322-3-2
12/16/62	Sonny Jurgensen at Cardinals (L)	34-15-419-5-3
11/25/62	Sonny Jurgensen vs. Cowboys (W)	21-13-342-1-2
9/23/62	Sonny Jurgensen vs. Giants (L)	57-33-396-1-3
12/17/61	Sonny Jurgensen at Lions (W)	42-27-403-3-2
12/10/61	Sonny Jurgensen vs. Giants (L)	31-16-367-3-2
11/26/61	Sonny Jurgensen vs. Cowboys (W)	23-16-351-5-2
10/29/61	Sonny Jurgensen at Redskins (W)	41-27-436-3-2
10/1/61	Sonny Jurgensen vs. Cardinals (L)	36-24-399-3-2
11/16/58	Norm Van Brocklin vs. Cardinals (W)	29-19-318-2-1

10/1/55	Bobby Thomason vs. Redskins (L)	37-25-349-4-0
11/28/54	Adrian Burk vs. Redskins (W)	28-17-345-5-1
12/13/53	Bobby Thomason vs. Browns (W)	35-23-331-3-0
11/15/53	Bobby Thomason vs. Colts (W)	37-18-329-3-5
11/8/53	Bobby Thomason vs. Giants (W)	44-22-437-4-1
12/1/40	Davey O'Brien at Redskins (L)	60-33-316-1-0

Green - denotes playoff game

MOST 400-YARD PASSING GAMES

Randall Cunningham3
Sonny Jurgensen3
Bobby Thomason1

MOST 300-YARD PASSING GAMES

Randall Cunningham13
Ron Jaworski12
Sonny Jurgensen10
Norm Snead8
Bobby Thomason4
Ty Detmer, Roman Gabriel and Donovan McNabb3
Bubby Brister2
Adrian Burk, King Hill, Bobby Hoying, Pete Liske, Jim McMahon, Davey O'Brien, Joe Pisarcik, Scott Tinsley, Norm Van Brocklin1

Note: includes playoff games

Note: includes games over 400 yards

100-YARD RUSHING GAMES

Date	Player/Opponent/Result	Att-Yds-LG-TD
11/18/01	Duce Staley at Cowboys (W)	26-102-18-0
11/11/01	Duce Staley vs. Vikings (W)	17-146-441-1
10/7/01	Correll Buckhalter vs. Cardinals (L)	21-134-37-0
11/26/00	Donovan McNabb at Redskins (W)	11-125-54-1
10/1/00	Brian Mitchell vs. Falcons (W)	2-105-851-1
9/3/00	Duce Staley at Cowboys (W)	26-201-60-1
11/14/99	Duce Staley vs. Redskins (W)	28-122-201-1
11/7/99	Duce Staley at Panthers (L)	17-140-29-1
10/17/99	Duce Staley at Bears (W)	23-101-26-0
10/10/99	Duce Staley vs. Cowboys (W)	22-110-19-0
9/12/99	Duce Staley vs. Cardinals (L)	21-111-241-1
12/13/98	Duce Staley vs. Cardinals (L) OT	30-141-301-1
11/8/98	Charlie Garner vs. Lions (W)	16-129-40-1
12/21/97	Charlie Garner at Redskins (L)	18-115-26-2
10/5/97	Ricky Watters vs. Redskins (W)	31-104-13-2
9/15/97	Ricky Watters at Cowboys (L)	20-106-20-0
12/1/96	Ricky Watters vs. Giants (W)	29-104-11-0
11/3/96	Ricky Watters at Cowboys (W)	24-116-17-1
10/20/96	Ricky Watters vs. Dolphins (W)	25-173-491-1
10/13/96	Ricky Watters at Giants (W)	27-110-11-0
9/22/96	Ricky Watters at Falcons (W)	26-121-561-2
9/15/96	Ricky Watters vs. Lions (W)	27-153-52-1
12/10/95	Ricky Watters vs. Cowboys (W)	33-112-15-1
11/26/95	Ricky Watters at Redskins (W)	25-124-25-2
10/15/95	Ricky Watters at Giants (W)	30-122-14-1
10/8/95	Ricky Watters vs. Redskins (W) OT	25-139-24-0
10/8/95	Charlie Garner vs. Redskins (W) OT	9-120-551-3
10/9/94	Charlie Garner vs. Redskins (W)	28-122-12-0
10/2/94	Charlie Garner at 49ers (W)	16-111-281-2



M E D I A G U I D E

1/3/93	Heath Sherman at Saints (W)	21-105-16-1
12/27/92	Herschel Walker vs. Giants (W)	16-104-38-0
12/13/92	Herschel Walker at Seahawks (W) OT	23-111-18-1
12/6/92	Randall Cunningham vs. Vikings (W)	12-121-30-2
11/22/92	Heath Sherman at Giants (W)	17-109-301-1
10/25/92	Herschel Walker vs. Cardinals (W)	20-112-36-0
9/13/92	Herschel Walker at Cardinals (W)	28-115-20-0
9/6/92	Herschel Walker vs. Saints (W)	26-112-32-0
11/12/90	Heath Sherman vs. Redskins (W)	35-124-22-0
11/4/90	Randall Cunningham vs. Patriots (W)	8-124-521-1
11/4/90	Heath Sherman vs. Patriots (W)	24-113-17-0
9/23/90	Anthony Toney at Rams (W)	24-103-20-0
12/27/87	Keith Byars vs. Bills (W)	23-102-22-0
11/29/87	Anthony Toney at Patriots (W) OT	24-123-36-1
12/7/86	Keith Byars vs. Cardinals (T) OT	24-127-32-0
11/16/86	Randall Cunningham vs. Lions (L)	14-110-20-0
12/22/85	Earnest Jackson at Vikings (W)	25-106-59-2
11/17/85	Earnest Jackson at Cardinals (W)	34-162-511-1
10/13/85	Earnest Jackson vs. Cardinals (W)	27-103-13-0
12/9/84	W. Montgomery vs. Patriots (W)	19-100-14-1
12/19/82	W. Montgomery vs. Oilers (W)	17-147-901-3
12/20/81	W. Montgomery vs. Cardinals (W)	13-108-41-1
12/6/81	W. Montgomery at Redskins (L)	27-116-13-0
11/22/81	W. Montgomery vs. Giants (L)	25-102-24-0
11/15/81	W. Montgomery vs. Colts (W)	22-115-13-2
11/8/81	W. Montgomery at Cardinals (W)	20-118-23-0
10/25/81	W. Montgomery vs. Buccaneers (W)	22-119-12-1
9/17/81	W. Montgomery at Bills (W)	27-125-15-0
9/13/81	W. Montgomery vs. Patriots (W)	18-137-41-0
1/11/81	W. Montgomery vs. Cowboys (W)	26-194-55-1
9/14/80	W. Montgomery at Vikings (W)	20-169-721-2
12/2/79	W. Montgomery vs. Lions (W)	22-108-20-1
11/25/79	Leroy Harris vs. Packers (W)	9-137-80-0
11/18/79	W. Montgomery vs. Cardinals (W)	26-118-52-0
11/12/79	W. Montgomery at Cowboys (W)	25-127-37-1
11/4/79	W. Montgomery vs. Browns (L)	30-197-621-1
10/14/79	W. Montgomery at Cardinals (W)	25-117-13-1
10/7/79	W. Montgomery vs. Redskins (W)	22-127-24-3
9/23/79	W. Montgomery at Giants (W)	29-126-12-1
12/17/78	W. Montgomery vs. Giants (W)	25-130-47-2
12/17/78	Mike Hogan vs. Giants (W)	22-100-18-0
12/3/78	W. Montgomery at Vikings (L)	24-115-36-1
10/15/78	W. Montgomery vs. Redskins (W)	25-125-24-1
10/1/78	W. Montgomery at Colts (W)	25-144-14-1
9/24/78	W. Montgomery vs. Dolphins (W)	25-111-12-0
9/17/78	W. Montgomery at Saints (W)	18-104-19-0
12/18/77	W. Montgomery vs. Jets (W)	22-103-27-2
10/9/77	Herb Lusk at Giants (W)	17-117-70-2
12/12/76	Tom Sullivan vs. Seahawks (W)	23-121-26-2
12/12/76	Mike Hogan vs. Seahawks (W)	19-104-18-0
9/27/76	Mike Hogan vs. Redskins (L) OT	22-100-32-0
11/25/73	Tom Sullivan vs. Giants (W)	32-156-27-1
10/7/73	Tom Sullivan at Bills (L)	26-155-30-0
10/7/73	Norm Bulaich at Bills (L)	13-104-20-0
9/23/73	Tom Sullivan at Giants (T)	18-100-14-1
12/21/69	Cyril Pinder at 49ers (L)	25-128-29-1
12/7/69	Tom Woodeshick vs. Redskins (L)	20-102-21-0
11/16/69	Tom Woodeshick vs. Rams (L)	25-130-21-1
12/8/68	Tom Woodeshick vs. Saints (W)	18-122-30-1
9/22/68	Tom Woodeshick vs. Giants (L)	15-129-54-1
10/29/67	Tom Woodeshick vs. Cowboys (W)	20-101-26-1
10/8/67	Tom Woodeshick at Falcons (W)	20-129-41-1
12/18/66	Tom Woodeshick at Redskins (W)	27-105-21-2
12/4/66	Jack Concannon vs. Steelers (W)	15-129-29-1
10/23/66	Timmy Brown at Giants (W)	21-100-24-0
9/18/66	Izzy Lang vs. Falcons (W)	16-114-39-1

11/28/65	Timmy Brown at Cardinals (W)	18-180-43-1
11/7/65	Timmy Brown at Browns (L)	16-186-54-1
11/22/64	Earl Gros vs. Cardinals (L)	21-103-22-0
11/15/64	Earl Gros at Cowboys (W)	16-118-47-0
10/18/64	Ollie Matson at Giants (W)	19-100-54-2
10/11/64	Timmy Brown at Redskins (L)	14-101-36-2
10/4/64	Timmy Brown vs. Steelers (W)	16-116-33-0
10/4/64	Earl Gros vs. Steelers (W)	19-129-47-0
11/25/62	Timmy Brown vs. Cowboys (W)	17-107-22-2
10/23/60	Clarence Peaks at Browns (W)	13-102-57-0
10/25/59	Bill Barnes vs. Cardinals (W)	23-111-22-2
11/1/59	Bill Barnes vs. Redskins (W)	13-163-61-1
11/29/53	Don Johnson at Giants (L)	13-121-63-1
11/15/53	Don Johnson vs. Colts (W)	11-100-66-2
12/2/51	Frank Ziegler at Redskins (W)	20-136-28-0
11/19/50	Frank Ziegler vs. Cardinals (L)	18-113-52-0
11/12/50	Steve Van Buren at Redskins (W)	23-108-23-1
10/15/50	Toy Ledbetter at Colts (W)	23-107-14-1
10/7/50	Frank Ziegler vs. Rams (W)	17-106-38-1
12/18/49	Steve Van Buren at Rams (W)	31-196-49-0
11/27/49	Steve Van Buren vs. Steelers (W)	27-205-41-0
11/20/49	Steve Van Buren vs. NY Bulldogs (W)	35-174-38-2
10/30/49	Steve Van Buren at Steelers (W)	17-103-31-2
10/23/49	Bosh Pritchard vs. Redskins (W)	11-128-77-1
10/3/49	Steve Van Buren at Lions (W)	33-135-12-2
11/21/48	Steve Van Buren vs. Redskins (W)	29-171-21-1
11/14/48	Steve Van Buren vs. Boston Yanks (W)	16-137-28-0
11/7/48	Steve Van Buren at Giants (W)	25-143-20-2
10/31/48	Steve Van Buren at Steelers (W)	22-109-21-1
11/2/47	Steve Van Buren at Redskins (W)	17-138-37-2
10/19/47	Steve Van Buren at Steelers (L)	21-133-45-0
10/5/47	Steve Van Buren vs. Giants (W)	16-105-28-0
11/24/46	Steve Van Buren vs. Redskins (L)	25-130-58-0
12/9/45	Steve Van Buren vs. Boston Yanks (W)	22-100-29-3
12/2/45	Steve Van Buren at Giants (L)	19-100-32-2
11/18/45	Steve Van Buren vs. Steelers (W)	19-107-24-2
11/11/45	Steve Van Buren vs. Giants (W)	19-129-28-2
11/5/44	Steve Van Buren at Dodgers (W)	12-129-70-2

MOST 100-YARD RUSHING GAMES

Wilbert Montgomery	26
Steve Van Buren	19
Ricky Watters	12
Duce Staley	9
Tom Woodeshick.....	7
Timmy Brown	6
Charlie Garner and Herschel Walker.....	5
Swede Hanson, Heath Sherman, and Tom Sullivan.....	4
Randall Cunningham, Earl Gros, Mike Hogan, Earnest Jackson, and Frank Ziegler.....	3
Bill Barnes, Keith Byars, Jack Hinkle, Don Johnson, Bosh Pritchard, Anthony Toney	2
Correll Buckhalter, Norm Bulaich, Jack Concannon, Leroy Harris, Izzy Lang, Toy Ledbetter, Herb Lusk, Donovan McNabb, Ollie Matson, Brian Mitchell, Clarence Peaks, and Cyril Pinder.....	1

Note: includes playoff games



M E D I A G U I D E

11/28/43	Jack Hinkle at Redskins (W)	26-117-14-1
11/21/43	Jack Hinkle vs. Lions (W)	13-132-56-1
11/15/42	Bosh Pritchard at Dodgers (W)	14-104-26-0
9/13/36	Swede Hanson vs. Giants (W)	15-107-NA-0
11/11/34	Swede Hanson vs. Dodgers (L)	17-118-NA-0
11/6/34	Swede Hanson vs. Reds (W)	18-190-NA-3
9/16/34	Swede Hanson at Packers (L)	13-116-NA-1

Green - denotes playoff game

10/3/54	Jerry Williams at Cardinals (W)	5-166-1
11/8/53	Bobby Walston vs. Giants (W)	8-176-2
10/25/53	Pete Pihos at Cardinals (W)	8-156-1
12/7/52	Bud Grant vs. Dallas Texans (W)	11-203-2
11/30/52	Bud Grant at Cardinals (L)	8-186-1
12/12/48	Jack Ferrante vs. Lions (W)	7-184-3
12/1/40	Don Looney at Redskins (L)	14-180-0

150-YARD RECEIVING GAMES

Date	Player/Opponent/Result	Rec-Yds-TD
9/23/01	James Thrash at Seahawks (W)	10-165-2
11/6/94	Fred Barnett vs. Cardinals (W)	11-173-2
10/24/94	Fred Barnett vs. Oilers (W)	5-187-1
9/19/93	Calvin Williams vs. Redskins (W)	8-181-3
12/13/92	Fred Barnett at Seahawks (W) OT	9-161-0
9/13/92	Fred Barnett at Cardinals (W)	8-193-2
10/10/88	Cris Carter vs. Giants (W)	5-162-1
10/28/84	Mike Quick vs. Cardinals (L)	6-170-1
9/18/83	Mike Quick at Broncos (W)	6-152-1
11/1/81	Harold Carmichael vs. Cowboys (L)	5-151-1
10/14/73	Harold Carmichael at Cardinals (W)	12-187-2
11/26/72	Harold Jackson at Giants (L)	5-152-1
9/17/72	Harold Jackson at Cowboys (L)	9-161-0
10/11/70	Harold Jackson at Giants (L)	7-194-2
12/3/67	Ben Hawkins at Redskins (T)	5-151-2
10/22/67	Ben Hawkins at Cardinals (L)	6-197-1
10/15/67	Ben Hawkins vs. 49ers (L)	6-150-1
10/1/67	Ben Hawkins vs. Steelers (W)	8-187-2
11/14/65	Pete Retzlaff vs. Redskins (W)	7-204-0
11/7/65	Pete Retzlaff at Browns (L)	7-151-3
9/15/63	Tommy McDonald vs. Steelers (T)	7-179-2
12/16/62	Tommy McDonald at Cardinals (L)	4-162-3
12/16/62	Timmy Brown at Cardinals (L)	5-199-2
10/28/62	Timmy Brown at Vikings (L)	5-174-1
9/23/62	Timmy Brown vs. Giants (L)	9-160-1
12/10/61	Tommy McDonald vs. Giants (L)	7-237-0
10/1/61	Tommy McDonald vs. Cardinals (L)	11-187-0
12/6/59	Tommy McDonald at Redskins (W)	9-153-0
11/28/54	Jerry Williams vs. Redskins (W)	6-163-1

MOST 100-YARD RECEIVING GAMES

Pete Retzlaff	24
Mike Quick	21
Harold Carmichael	20
Tommy McDonald	17
Fred Barnett and Pete Pihos	14
Ben Hawkins and Harold Jackson	13
Irving Fryar and Bobby Walston	10
Timmy Brown	8
Keith Byars, Jack Ferrante, Calvin Williams, and Charle Young	6
Charles Smith	5
Bud Grant	4
Gary Ballman, Keith Jackson, Don Looney	3
Cris Carter, Joe Carter, Kenny Jackson, Torrance Small, John Spagnola, James Thrash, Herschel Walker, Jerry Williams	2
Bill Barnes, Tony Bova, Kevin Bowman, Norm Bulaich, Howard Cassidy, Otis Grant, Roy Green, Fred Hill, Herman Hunter, Chris T. Jones, James Joseph, Keith Krepfle, Chad Lewis, William Mack, Lester McDonald, Fred Meyer, Wilbert Montgomery, Don Moselle, Ray Poage, Herschel Ramsey, Clyde Scott, Duce Staley, Bill Stribling, Michael Timpson.....	1

Note: includes playoff games

EAGLES MOST VALUABLE PLAYERS (1984-2001)

As selected by a vote of Eagle players

Year	Offense	Defense	Special Teams
2001	Donovan McNabb	Jeremiah Trotter	Brian Mitchell
2000	Donovan McNabb	Hugh Douglas	David Akers
1999	Duce Staley	Brian Dawkins	Allen Rossum
1998	Duce Staley	Hugh Douglas	Mike Caldwell
1997	Irving Fryar	William Thomas	Darion Conner
1996	Irving Fryar	William Thomas	Derrick Witherspoon
1995	Ricky Watters	William Thomas	Marc Woodard
1994	Herschel Walker	Eric Allen	Otis Smith
1993	Heath Sherman	Clyde Simmons	Ken Rose & Vai Sikahema
1992	Jim McMahon	Seth Joyner	Otis Smith
1991	Randall Cunningham	Seth Joyner	Ken Rose
1990	Ron Heller	Clyde Simmons	Britt Hager
1989	Randall Cunningham	Reggie White	William Frizzell
1988	Randall Cunningham	Reggie White	William Frizzell
1987	Randall Cunningham	Reggie White	John Teltschik
1986	Mike Quick	Roynell Young	John Teltschik
1985	Ron Jaworski	Wes Hopkins	Paul McFadden
1984	John Spagnola	Ken Clarke	Paul McFadden



NFL AWARDS



NFL MVP/Player of the Year

- 1960 ... Norn Van Brocklin, QB (UP, AP, NE, SN, MX)
- 1965 ... Pete Retzlaff, TE (MX)
- 1980 ... Ron Jaworski, QB (MX)
- 1988 ... Randall Cunningham, QB (MX)
- 1990 ... Randall Cunningham, QB (FW, MX)

NFC MVP/Player of the Year

- 1980 ... Ron Jaworski, QB (UP)
- 2000 ... Donovan McNabb, QB (CBS)

NFL Offensive MVP/Player of the Year

- 1990 ... Randall Cunningham, QB (PW)

NFC Offensive MVP/Player of the Year

- 1990 ... Randall Cunningham, QB (UP)

NFL Defensive MVP/Player of the Year

- 1987 ... Reggie White, DT (AP, NE, PW)
- 1991 ... Reggie White, DE (PW)

NFC Defensive MVP/Player of the Year

- 1987 ... Reggie White, DT (UP)

NFL Rookie of the Year

- 1951 ... Bobby Walston, TE/K
- 1988 ... Keith Jackson, TE (SN)

NFC Rookie of the Year

- 1973 ... Charles Young, TE (UP)
- 1984 ... Paul McFadden, K (UP)

NFL Comeback Player of the Year

- 1973 ... Roman Gabriel, QB (PW)
- 1991 ... Jim McMahon, QB (PW)
- 1992 ... Randall Cunningham, QB (PW)

NFL Coach of the Year

- 1948 ... Greasy Neale (SN)
- 1960 ... Buck Shaw (UP, AP)
- 1979 ... Dick Vermeil (SN, PW)
- 1995 ... Ray Rhodes (AP, SN, MX, NFL Films)
- 2000 ... Andy Reid (SN, MX, FD)

NFC Coach of the Year

- 1978 ... Dick Vermeil (FW, UP)
- 1979 ... Dick Vermeil (FW)
- 1995 ... Ray Rhodes (UP)
- 1991 ... Reggie White, DE (UP)
- 1993 ... Eric Allen, CB (UP)

Eagles All-Pro Selections:

- 1933 ... Swede Hanson, B (OF, CN, GB)
- 1934 ... Swede Hanson, B (OF, GB)
- 1935 ... Joe Carter, E (GB), Ed Manske, E (GB)
- 1936 ... Joe Carter, E (EY, CN),
- 1937 ... Bill Hewitt, E (OF, UP, IN, NY)
- 1938 ... Joe Carter, E (FW, NY), Bill Hewitt, E (OF, UP, FW, IN, NY, EY)
- 1939 ... Davey O'Brien, B (OF, UP, FW, NY, EY)
- 1940 ... Dick Bassi, G (EY, HA), Don Looney, E (OF, NY, EY, HA), Davey O'Brien, B (OF)
- 1941 ... Dick Humbert, E (NY), Phil Ragazzo, T (UP), Bob Suffridge, G (NY)
- 1942 ... Tommy Thompson, B (IN, NY)
- 1943 ... Jack Hinkle, B (AP, UP, PF, HA), Eberle Schultz, G (PF), Vic Sears, T (AP, UP, NY, IN), Ernie Steele, B (UP), Roy Zimmerman, B (AP)
- 1944 ... Steve Van Buren, B (AP, UP, NY), Al Wistert, T (AP, UP, IN, NY), Roy Zimmerman, B (UP, IN, NY)
- 1945 ... Bruno Banducci, G (NY), Jack Ferrante, E (UP, NY), Vic Sears, T (UP, IN), Steve Van Buren, B (AP, UP, IN, NY, PF, HA), Al Wistert, T (AP, UP, IN, NY, PF, HA)
- 1946 ... Augie Lio, G (UP, NY), Steve Van Buren, HB (UP, NY, PF), Al Wistert, T (AP, UP, NY, PF)
- 1947 ... Pete Pihos, E (PF), Al Wistert, T (AP, UP, NY, PF, HA), Steve Van Buren, HB (AP, UP, NY, PF)
- 1948 ... Bucko Kilroy, G (UP), Joe Muha, FB (UP, PF, HA), Pete Pihos, E (AP, SN, UP, NY, PF, HA), Tommy Thompson, QB (AP, UP, NY, PF), Steve Van Buren, HB (AP, UP, SN, NY, PF), Al Wistert, T (SN, UP, NY, PF, HA)
- 1949 ... Jack Ferrante, E (NY), Bucko Kilroy, G (UP, NY), Cliff Patton, G (UP), Pete Pihos, E (AP, IN, UP, NY), Vic Sears, T (UP, NY), Tommy Thompson, QB (UP, NY) Steve Van Buren, HB (AP, IN, UP, NY), Al Wistert, T (IN)
- 1950 ... Chuck Bednarik, C (AP, NY), Bucko Kilroy, G (UP, NY), Joe Muha, C (NY), Pete Pihos, E (UP, NY), Vic Sears, T (NY), Steve Van Buren, HB (UP, NY), Al Wistert, T (NY)
- 1951 ... Chuck Bednarik, LB (AP, UP, NY), Bucko Kilroy, MG (NY), Vic Linskog, C (AP), Bobby Walston, E (UP), Al Wistert, T (NY)
- 1952 ... Chuck Bednarik, LB (AP, UP), Bucko Kilroy, MG (AP, UP), Pete Pihos, DE (AP, UP, NY), Vic Sears, DT (AP, NY), Lum Snyder, T (NY)

AP - Associated Press, CBS - CBS Radio, CN - Chicago Daily News, EY - Collyer's Eye and The Baseball World Magazine, FD - Football Digest, FW - Professional Football Writers of America, GB - Green Bay Press-Gazette, HA - Chicago Herald-American, HF - Pro Football Hall of Fame, IN - International News Service, MX - Maxwell Club of Philadelphia, NE - Newspaper Enterprise Association, NY - New York Daily News, OF - Official NFL Team, PF - Pro Football Illustrated, PW - Pro Football Weekly (1992-present, choices combined with Pro Football Writers of America), SN - Sporting News, UP - United Press and United Press International



- 1953** ... Chuck Bednarik, LB (AP, UP, NY), Bucko Kilroy, MG (UP, NY), Pete Pihos, E (AP, UP, NY), Lum Snyder, T (UP), Bobby Thompson, QB (NY), Norm Willey, DE (UP, NY), Frank Wydo, T (NY)
- 1954** ... Chuck Bednarik, LB (AP, UP, SN, NY), Bucko Kilroy, MG (AP, UP, SN), Pete Pihos, E (AP, UP, SN, NY), Ken Snyder, T (AP, UP, NY), Norm Willey, DE (AP, UP, NY)
- 1955** ... Chuck Bednarik, LB (AP, UP, NE, NY), Pete Pihos, E (AP, UP, NE, SN, NY), Wayne Robinson, LB (SN), Tom Scott, DE (SN), Lum Snyder, T (NE), Norm Willey, DE (UP)
- 1956** ... Chuck Bednarik, LB (AP, UP, NE, NY), Tom Scott, DE (NE)
- 1957** ... Chuck Bednarik, LB (AP, UP, NE, NY)
- 1958** ... Pete Retzlaff, E (AP, UP, NE, NY)
- 1959** ... Tom Brookshier, DB (AP, UP, NE), Tommy McDonald, E (AP, UP)
- 1960** ... Chuck Bednarik, C and LB (AP, UP, NY), Tom Brookshier, CB (AP, UP, NE, NY), Don Burroughs, S (AP, NE, NY), Tommy McDonald, E (UP, NE, NY), Jess Richardson, DT (UP), Norm Van Brocklin, QB (AP, UP, NE, NY)
- 1961** ... Maxie Baughan, LB (UP, NY), Chuck Bednarik, C (UP), Don Burroughs, S (UP, NE, NY), Sonny Jurgensen, QB (AP, UP), Tommy McDonald, RB (UP, NE, NY), Leo Sugar, DE (UP)
- 1962** ... Don Burroughs, S (NE), Tommy McDonald, E (AP, NE)
- 1963** ... Tim Brown, RB (UP, NE, NY)
- 1964** ... Bob Brown, T (AP), Maxie Baughan, OLB (AP, NY), Pete Retzlaff, TE (AP, UP, NE, NY), Jim Ringo, C (AP, UP, NE, NY)
- 1965** ... Maxie Baughan, OLB (AP), Bob Brown, T (AP, NE, NY), Tim Brown, RB (AP, UP, NY), Pete Retzlaff, TE (AP, UP, NE, NY)
- 1966** ... Bob Brown, T (AP, UP, NE, FW, NY), Tim Brown, RB (NY), Pete Retzlaff, TE (NY), Jim Ringo, C (AP)
- 1967** ... Bob Brown, T (AP, UP)
- 1968** ... Bob Brown, T (FW, AP, UP, NE, NY, PW), Tom Woodeshick, RB (AP)
- 1969** ... Tom Woodeshick, RB (AP, UP, NY)
- 1971** ... Bill Bradley, S (AP, FW, PW)
- 1972** ... Bill Bradley, S (AP, FW, NE, PW), Harold Jackson, WR (AP, FW, NE)
- 1973** ... Bill Bradley, S (AP, FW, NE), Harold Carmichael, WR (AP, FW, NE, PW), Charle Young, TE (AP, FW, NE, PW)
- 1974** ... Bill Bergey, MLB (AP, FW, NE, PW), Charle Young, TE (AP, FW, NE)
- 1975** ... Bill Bergey, MLB (AP, NE), Charle Young, TE (AP, FW, NE, PW)
- 1976** ... Bill Bergey, MLB (AP, FW, NE)
- 1977** ... Bill Bergey, MLB (AP, FW, NE)
- 1978** ... Bill Bergey, MLB (AP, PW), Wilbert Montgomery, RB (AP)
- 1979** ... Harold Carmichael, WR (AP), Charlie Johnson, DT (NE), Wilbert Montgomery, RB (AP), Stan Walters, T (AP)
- 1980** ... Harold Carmichael, WR (NE), Charlie Johnson, DT (AP, NE), Randy Logan, S (AP, NE), Jerry Robinson, OLB (AP)
- 1981** ... Charlie Johnson, DT (AP), Jerry Robinson, OLB (AP, FW), Roynell Young, CB (AP, NE)
- 1983** ... Mike Quick, WR (AP, NE, PW), Jerry Robinson, ILB (NE)
- 1984** ... Wes Hopkins, S (NE)
- 1985** ... Wes Hopkins, S (AP, FW, NE, SN), Mike Quick, WR (AP, NE, SN)
- 1986** ... Reggie White, DT (AP, WA, NE)
- 1987** ... Mike Quick, WR (NE), Reggie White, DE (AP, FW, NE, SN, PW)
- 1988** ... Randall Cunningham, QB (AP), Keith Jackson, TE (AP, FW, NE, SN, PW), Reggie White, DE (AP, FW, NE, SN, PW)
- 1989** ... Eric Allen, CB (AP, NE, PW), Jerome Brown, DT (NE), Keith Jackson, TE (AP, FW, SN), Reggie White, DE (AP, FW, NE, PW)
- 1990** ... Jerome Brown, DT (AP), Randall Cunningham, QB (FW, PW), Byron Evans, ILB (NE), Keith Jackson, TE (AP, FW, NE, SN, PW), Reggie White, DE (AP, FW, NE, PW)
- 1991** ... Eric Allen, CB (AP, NE), Jerome Brown, DT (AP, FW, SN, PW), Seth Joyner, OLB (AP, FW, NE), Clyde Simmons, DE (AP, FW, SN, PW, NE), Reggie White, DE (AP, FW, SN, PW, NE)
- 1992** ... Randall Cunningham, QB (AP), Byron Evans, ILB (NE), Seth Joyner, OLB (AP, NE), Vai Sikahema, KR (NE), Clyde Simmons, DE (AP), Reggie White, DE (AP, FW, NE)
- 1993** ... Eric Allen, CB (AP), Seth Joyner, OLB (FW)
- 1995** ... William Fuller, DE (AP), Andy Harmon, DT (AP), William Thomas, OLB (AP)
- 2000** ... Hugh Douglas, DE (AP, PW, SN), Jeremiah Trotter, LB (AP)
- 2001** ... David Akers, K (AP, PW, SN), Brian Dawkins, FS (AP, PW, SN), DT Corey Simon (FD)



PLAYERS OF THE WEEK/MONTH



1984					
Ken Clarke	Defensive POW	10/14	vs. Ind.		
1985					
Wes Hopkins	Defensive POW	9/22	at Wash.		
Ron Jaworski	Offensive POW	10/20	vs. Dal.		
1986					
Gary Cobb	Defensive POW	10/05	at Atl.		
Andre Waters	Defensive POW	11/30	at LA Raid.		
Reggie White	Defensive POW	12/14	at Dal.		
1987					
Clyde Simmons	Defensive POW	11/1	at StL.		
Randall Cunningham	Offensive POW	11/8	vs. Wash.		
1988					
Clyde Simmons	Defensive POW	10/2	vs. Hou.		
Randall Cunningham	Offensive POW	10/10	vs. NYG		
Jerome Brown	Defensive POW	11/6	vs. LA Ram		
Reggie White	Defensive POW	12/18	at Dal.		
Randall Cunningham	Offensive POM	November			
Reggie White	Defensive POM	December			
1989					
Randall Cunningham	Offensive POW	9/17	at Wash.		
Jerome Brown	Defensive POW	10/15	at Phx.		
1990					
Randall Cunningham	Offensive POW	12/16	vs. GB		
Randall Cunningham	Offensive POM	November			
1991					
Reggie White	Defensive POW	9/01	at GB		
Jim McMahon	Offensive POW	9/01	at GB		
Clyde Simmons	Defensive POW	9/15	at Dal.		
Seth Joyner	Defensive POW	12/2	at Hou.		
1992					
Herschel Walker	Offensive POW	10/5	vs. Dal.		
Seth Joyner	Defensive POW	10/25	vs. Phx.		
Ricky Watters	Offensive POW	11/22	at NYG		
Seth Joyner	Defensive POW	12/20	vs. Wash.		
Randall Cunningham	Offensive POM	September			
1993					
Calvin Williams	Offensive POW	9/19	vs. Wash.		
Eric Allen	Defensive POW	10/3	at NYJ		
Eric Allen	Defensive POW	1/3/94	at SF		
Randall Cunningham	Offensive POM	September			
1994					
Charlie Garner	Offensive POW	10/2	at SF		
1995					
Gary Anderson	Special Tms POW	10/1	at NO		
Andy Harmon	Defensive POW	10/8	vs. Wash.		
Mike Mamula	Defensive POW	11/19	vs. NYG		
Bobby Taylor	Defensive POW	12/10	vs. Dal.		
William Thomas	Defensive POW	12/17	vs. Arz.		
William Fuller	Defensive POM	December			
1996					
Ricky Waters	Offensive POW	9/15	vs. Det.		
Derrick Witherspoon	Special Tms POW	9/22	at Atl.		
William Thomas	Defensive POW	10/13	at NYG		
Irving Fryar	Offensive POW	10/20	vs. Mia.		

Ray Farmer	Defensive POW	10/13	vs. NYG
William Fuller	Defensive POW	12/22	vs. Arz.
William Fuller	Defensive POM	December	
1997			
Ricky Watters	Offensive POW	10/5	vs. Wash.
Rhett Hall	Defensive POW	10/26	vs. Dal.
Bobby Hoying	Offensive POW	11/30	vs. Cin.
1998			
Hugh Douglas	Defensive POM	October	
1999			
Allen Rossum	Special Tms POW	11/14	vs. Wash.
Mike Mamula	Defensive POW	12/19	vs. NE
2000			
Duce Staley	Offensive POW	9/30	at Dal.
Brian Mitchell	Special Tms POW	9/24	at NO
Brian Mitchell	Prime Time Award	10/1	vs. Atl.
David Akers	Special Tms POW	10/15	at Arz.
David Akers	Special Tms POW	11/12	at Pit.
Donovan McNabb	Offensive POW	11/26	at Wash.
Donovan McNabb	Offensive POW	12/10	at Cle.
Hugh Douglas	Defensive POW	12/31	TB
(NFC Wild Card game)			
Hugh Douglas	Defensive POM	September	
David Akers	Special Tms POW	November	
Corey Simon	Defensive POM	November	
Jeremiah Trotter	Defensive POM	December	
2001			
Sean Landeta	Special Tms POW	9/23	at Sea.
David Akers	Special Tms POW	9/30	vs. Dal.
Brian Mitchell	Special Tms POW	11/4	at Arz.
Sean Landeta	Special Tms POW	12/9	vs. SD
Damon Moore	Defensive POW	1/12/02	vs. TB
(NFC Wild Card game)			
Donovan McNabb	Offensive POW	1/19/02	at Chi.
(NFC Divisional Playoff game)			

ED BLOCK COURAGE AWARD

2001	Duce Staley	1989	Mike Quick
	Tommy Brasher	1988	Wes Hopkins
2000	Cecil Martin	1987	Gerry Feehery
1999	Mike Mamula	1986	Jody Schultz
1998	Bobby Taylor	1985	Ron Jaworski
1997	Rhett Hall	1984	John Spagnola
1996	Kevin Turner		
1995	Charlie Garner		
1994	Fred Barnett		
1993	Andre Waters		
1992	Jerome Brown		
1991	David Alexander		
1990	Ron Solt		

Each year, the Ed Block Courage Award honors those NFL players who exemplify commitment to the principles of sportsmanship and courage. For more information, log on to edblock.com



PRO BOWL SELECTIONS



*Year refers to the calendar year in which AFC-NFC Pro Bowl game was actually played. Players were selected for their performance in preceding season.

- 1951 G Walt Barnes, C/LB Chuck Bednarik, E John Green, E Pete Pihos, T Al Wistert
- 1952 C/LB Chuck Bednarik, B Russ Craft, T Mike Jarmoluk, E Pete Pihos
- 1953 C/LB Chuck Bednarik, B Russ Craft, T Frank Kilroy, E Pete Pihos
- 1954 C/LB Chuck Bednarik, C Ken Farragut, T Frank Kilroy, E Pete Pihos, T Lum Snyder, B Bobby Thomason
- 1955 C/LB Chuck Bednarik, B Adrian Burk, T Frank Kilroy, E Pete Pihos, LB Wayne Robinson, T Lum Snyder, E Norman Willey
- 1956 B Adrian Burk, E Pete Pihos, LB Wayne Robinson, B Bobby Thomason, T Jim Weatherall, E Norman Willey
- 1957 C/LB Chuck Bednarik, T Buck Lansford, B Bobby Thomason, T Jim Weatherall
- 1958 B Bill Barnes, C/LB Chuck Bednarik, B Jerry Norton, E Tom Scott
- 1959 B Bill Barnes, FL Tommy McDonald, B Jerry Norton, E Pete Retzlaff, E Tom Scott, QB Norman Van Brocklin
- 1960 B Bill Barnes, B Tom Brookshier, T Marion Campbell, FL Tommy McDonald, T Jess Richardson, QB Norman Van Brocklin
- 1961* LB Maxie Baughan, C/LB Chuck Bednarik, B Tom Brookshier, T Marion Campbell, FL Tommy McDonald, E Pete Retzlaff, QB Norman Van Brocklin, E/K Bobby Walston
- 1962 LB Maxie Baughan, B Ted Dean, FL Tommy McDonald, E/K Bobby Walston (QB Sonny Jurgensen and T J. D. Smith also selected but did not play because of injury)
- 1963 B Tim Brown, FL Tommy McDonald
- 1964 LB Maxie Baughan, B Tim Brown, E Pete Retzlaff
- 1965 K Sam Baker, LB Maxie Baughan, DB Irv Cross, T Floyd Peters, E Pete Retzlaff, C Jim Ringo
- 1966 LB Maxie Baughan, T Bob Brown, B Tim Brown, DB Irv Cross, E Pete Retzlaff, C Jim Ringo, B Norman Snead
- 1967 T Bob Brown, T Floyd Peters
- 1968 T Floyd Peters, C Jim Ringo
- 1969 K Sam Baker, T Bob Brown, B Tom Woodeshick
- 1970 WR Harold Jackson, LB Dave Lloyd, LB Tim Rossovich
- 1972 FS Bill Bradley
- 1973 FS Bill Bradley, WR Harold Jackson
- 1974 FS Bill Bradley, WR Harold Carmichael, B Roman Gabriel, TE Charles Young
- 1975 LB Bill Bergey, TE Charles Young
- 1976 QB Mike Boryla, TE Charles Young
- 1977 LB Bill Bergey
- 1978 LB Bill Bergey
- 1979 LB Bill Bergey, WR Harold Carmichael, RB Wilbert Montgomery, T Stan Walters
- 1980 WR Harold Carmichael, WR Wally Henry, NT Charlie Johnson, S Randy Logan, RB Wilbert Montgomery, T Jerry Sisemore, T Stan Walters
- 1981 WR Harold Carmichael, QB Ron Jaworski, NT Charlie Johnson, S Randy Logan
- 1982 NT Charlie Johnson, LB Frank LeMaster, LB Jerry Robinson, T Jerry Sisemore, CB Roynell Young
- 1983 DE Dennis Harrison
- 1984 WR Mike Quick
- 1985 WR Mike Quick
- 1986 FS Wes Hopkins, WR Mike Quick

* - Most pro bowlers in one year (eight)

- 1987 WR Mike Quick, DE Reggie White
- 1988 WR Mike Quick, DE Reggie White
- 1989 QB Randall Cunningham, TE Keith Jackson, DE Reggie White
- 1990 CB Eric Allen, QB Randall Cunningham, TE Keith Jackson, DE Reggie White
- 1991 DT Jerome Brown, QB Randall Cunningham, TE Keith Jackson, DE Reggie White
- 1992 CB Eric Allen, DT Jerome Brown, LB Seth Joyner, DE Clyde Simmons, DE Reggie White
- 1993 CB Eric Allen, WR Fred Barnett, DE Clyde Simmons, DE Reggie White
- 1994 CB Eric Allen, LB Seth Joyner
- 1995 CB Eric Allen, DE William Fuller
- 1996 DE William Fuller, LB William Thomas, RB Ricky Watters
- 1997 WR Irving Fryar, DE William Fuller, DE William Thomas, RB Ricky Watters
- 1998 WR Irving Fryar
- 2000 FS Brian Dawkins, CB Troy Vincent
- 2001 DE Hugh Douglas, TE Chad Lewis, QB Donovan McNabb, LB Jeremiah Trotter, CB Troy Vincent
- 2002* K David Akers, FS Brian Dawkins, DE Hugh Douglas, TE Chad Lewis, QB Donovan McNabb, T Tra Thomas, LB Jeremiah Trotter (CB Troy Vincent also selected but did not play because of injury)

MOST PRO BOWL APPEARANCES

Name	Games	Years
Chuck Bednarik	8	1951-55; 1957-58; 61
Reggie White	7	1987-93
Pete Pihos	6	1951-56
Eric Allen	5	1990; 1992-95
Maxie Baughan	5	1961-62; 1964-66
Tommy McDonald	5	1959-63
Mike Quick	5	1984-88
Pete Retzlaff	5	1959; 1961; 1964-66
Bill Bergey	4	1975; 1977-79
Harold Carmichael	4	1974; 1979-81

MOST CONSECUTIVE PRO BOWL APPEARANCES

Name	# Consec.	Years
Reggie White	7	1987-1993
Pete Pihos	6	1951-1956
Chuck Bednarik	5	1951-1955
Tommy McDonald	5	1959-1963
Mike Quick	5	1984-1988
Eric Allen	4	1992-1995

PRO BOWL GAME MVPs

Date	Player, Pos.
Jan. 13, 1954	Chuck Bednarik, C/LB
Jan. 22, 1967	* Floyd Peters, T
Feb. 1, 1987	Reggie White, DE
Feb. 3, 1989	Randall Cunningham, QB

* selected lineman of the game





YEAR-BY-YEAR OFFENSIVE STATISTICS (1965-2001)

YEAR	First Downs			3rd Down	4th Down	Tot. Yds	# of Plays	Rush Att-Yds	PASSING			Pen. #/Yds #/Lost	TDs Ru P Rt	FGs M/A	Punting No./Avg	Total Pts.					
	Total	Ru	Pa						Net Sacks	Yds	Att/Cp/Int										
2001	256	90	146	20	68/220	9/13	4923	974	412-1778	3145	40/282	3427	522/300/14	100/768	20/10	26/31	97/43.5	343			
2000	295	88	182	25	90/224	7/11	5006	1017	397-1882	3124	45/262	3386	575/331/15	113/980	22/14	29/33	86/42.3	351			
1999	218	76	123	19	74/238	6/9	3830	947	424-1746	2084	49/321	2405	474/235/18	102/905	33/21	5	21/31	108/41.9	272		
1998	259	86	141	32	80/240	7/23	4188	1017	427-1775	2413	56/317	2730	534/282/18	102/852	20/8	10	7	104/41.7	161		
1997	326	105	203	18	90/242	14/22	5590	1116	465-1943	3647	64/362	4009	587/330/16	104/866	35/16	11	22	31	88/41.6	317	
1996	319	107	196	16	83/219	6/15	5627	1076	489-1882	3745	39/234	3979	548/328/18	117/963	24/14	16	9	6	25/29	74/42.0	363
1995	290	126	145	19	89/233	10/17	4807	1050	508-2121	2686	46/245	2931	496/284/19	112/838	31/17	19	11	6	22/30	86/42.8	318
1994	293	103	168	22	101/243	6/17	5125	1046	432-1761	3364	48/372	3736	566/316/14	138/1107	32/12	14	8	3	21/25	92/40.5	308
1993	303	104	184	15	92/224	7/16	4922	1054	456-1761	3161	42/302	3463	566/328/13	101/770	32/21	7	23	5	16/23	83/40.0	293
1992	292	138	138	16	80/208	7/14	4980	1009	516-2388	2592	64/462	3054	429/255/13	101/807	25/15	20	5	16/25	82/42.2	354	
1991	249	86	142	21	72/223	8/13	4302	1004	446-1396	2906	45/263	3169	513/285/27	111/839	34/16	8	17	4	28/33	87/41.8	244
1990	324	132	169	23	90/218	9/12	5700	1069	540-2556	3144	50/438	3582	479/281/13	120/981	32/15	10	34	4	21/29	74/40.9	396
1989	321	120	171	30	97/246	6/13	5320	1123	460-2002	2540	45/343	3455	538/294/16	114/938	43/16	14	23	3	20/33	87/39.0	342
1988	318	105	179	34	92/240	8/12	5430	1102	464-1945	3485	57/442	3927	581/309/17	115/907	29/9	17	25	2	23/32	104/39.7	379
1987	289	112	154	23	75/241	8/19	5077	1101	509-2027	3050	72/511	3561	520/283/16	116/919	44/19	12	26	2	19/31	102/37.0	337
1986	287	113	150	24	105/273	5/12	4542	1117	499-2002	2540	104/708	3248	514/268/17	102/901	34/10	8	19	1	20/31	111/41.0	256
1985	292	82	188	22	82/232	7/13	5216	1050	428-1630	3586	55/450	4036	567/290/28	98/736	25/12	8	19	3	25/30	91/41.5	286
1984	280	83	176	21	76/231	9/17	4698	1047	381-1338	3360	60/463	3823	606/331/17	77/632	23/16	6	19	2	30/37	92/42.2	278
1983	253	91	150	12	68/203	6/11	4534	945	402-1417	3117	57/415	3532	486/252/18	79/637	37/18	5	22	0	15/26	86/40.9	233
1982	157	48	100	9	32/106	7/11	2685	531	211-828	1856	31/244	2100	288/168/13	38/253	26/10	11	12	2	6/9	44/40.5	191
1981	332	157	150	25	95/214	N/A	5553	1058	559-2509	3044	22/205	3249	476/258/22	113/855	33/17	17	25	2	20/31	64/40.3	368
1980	326	118	186	22	89/217	N/A	5519	1037	528-1995	3524	33/247	3771	477/275/12	96/809	29/16	19	28	1	16/31	76/38.8	384
1979	292	122	150	20	91/225	N/A	5031	1011	567-2421	2610	34/272	2882	410/209/13	90/689	37/16	17	21	1	23/31	71/36.9	339
1978	271	143	112	16	93/240	N/A	4653	1029	587-2456	2197	41/288	2485	401/207/16	91/800	37/22	16	16	4	8/17	92/36.8	270
1977	211	98	100	13	73/195	N/A	3575	880	484-1719	1856	47/342	2198	349/167/21	78/642	30/16	10	18	1	7/15	95/36.5	220
1976	220	109	91	20	71/220	N/A	3572	915	505-2080	1492	43/352	1844	369/182/18	91/722	33/14	8	11	0	11/16	97/35.5	165
1975	237	84	134	19	78/218	N/A	4157	947	461-1702	2440	30/200	2640	458/238/23	81/744	29/12	3	19	2	21/24	83/38.9	225
1974	244	79	141	24	82/201	N/A	3592	917	415-1385	2212	42/319	2531	461/258/17	76/772	32/12	13	14	4	10/16	84/36.0	242
1973	267	103	147	17	90/217	N/A	4798	930	417-1791	2998	34/238	3236	479/275/13	61/566	41/15	9	23	2	24/40	64/40.8	310
1972	201	78	110	13	62/187	N/A	3463	826	398-1393	2070	53/457	2527	375/200/20	76/690	35/18	2	10	0	20/35	63/40.3	145
1971	201	65	119	17	N/A	N/A	3471	823	407-1248	2323	26/229	2552	390/200/20	81/838	21/15	6	13	1	18/37	75/41.9	221
1970	229	81	126	22	N/A	N/A	3990	883	450-1539	2451	23/200	2651	410/218/23	73/779	26/16	11	16	0	14/25	71/36.5	241
1969	231	83	132	16	N/A	N/A	4345	882	395-1563	2782	29/240	3022	458/216/28	80/843	18/11	20	3	16/30	74/39.8	279	
1968	197	78	100	19	N/A	N/A	3561	775	369-1411	2150	26/107	2357	380/194/29	63/666	19/12	3	16	2	19/30	60/41.3	202
1967	239	69	146	24	N/A	N/A	4344	822	328-1250	3094	49/369	3463	445/244/21	77/830	22/16	12	15	3	12/19	61/38.3	351
1966	231	112	104	15	N/A	N/A	3759	891	478-1859	1900	35/259	2159	378/179/22	63/666	32/15	19	14	6	18/25	65/39.8	326
1965	267	94	149	24	N/A	N/A	5012	871	404-1824	3188	33/254	3442	434/223/25	61/686	21/11	26	22	5	10/25	56/42.2	363



YEAR-BY-YEAR DEFENSIVE STATISTICS (1965-2001)

YEAR	First Downs			3rd Down	4th Down	Tot. Yds Plays	Rush Att-Yds	PASSING			Pen. #/Yds #/Lost	TDs			FGs M/A	Punting No./Avg	Total Pts.				
	Total	Ru	Pa					Net Sacks	Yds Att	Cp/Int		Ru	P	Rt							
2001	262	88	150	24	71/232	7/13	4701	1017	455-1837	2864	45/283	3147	517/288/14	85/741	39/19	6	13	1	23/32	104/40.6	208
2000	295	105	159	31	72/221	14/24	4820	1055	453-1830	2990	50/291	3281	552/312/18	111/936	27/12	10	11	2	28/33	87/40.4	245
1999	328	125	171	32	88/233	9/15	5462	1124	519-2001	3461	37/272	3733	568/322/28	89/719	38/18	12	22	2	36/45	73/41.2	357
1998	286	125	133	28	85/230	7/12	5136	1019	528-2416	2720	42/281	3001	449/249/9	113/904	20/18	18	3	24/32	85/42.5	344	
1997	286	115	150	21	80/217	8/14	4932	1009	476-2009	2923	43/278	3201	490/259/14	86/708	25/12	16	20	7	24/33	87/41.4	372
1996	264	87	150	27	84/215	5/14	4562	961	421-1583	2979	40/264	3243	500/271/19	91/700	26/12	12	18	5	31/36	74/44.4	341
1995	281	102	154	25	84/220	12/17	4638	1013	466-1822	2816	48/305	3121	499/268/19	87/727	30/19	14	14	8	28/37	74/41.3	338
1994	275	94	151	30	78/214	4/9	4710	981	449-1616	3094	42/265	3359	490/251/21	98/844	29/14	11	20	2	25/26	90/39.7	308
1993	271	91	155	25	66/205	15/20	5019	966	467-2080	2939	36/214	3153	463/251/20	85/610	33/15	11	22	2	23/24	75/41.8	315
1992	242	73	146	23	62/202	13/20	4402	959	386-1481	2921	56/395	3316	517/263/24	86/683	27/13	4	20	2	21/32	85/41.5	245
1991	206	53	133	20	62/208	2/13	3549	905	383-1136	2413	55/394	2807	467/206/26	105/884	43/22	4	16	4	25/33	86/42.7	244
1990	251	59	169	23	68/217	8/18	4660	948	377-1169	3491	45/280	3771	566/273/19	94/706	32/11	9	23	1	23/32	86/40.3	299
1989	281	91	171	29	79/217	5/15	4894	1017	426-1651	3289	62/424	3713	529/258/30	118/956	44/26	6	26	1	14/26	85/42.0	274
1988	311	85	199	27	75/225	10/19	5799	1086	466-1652	4147	42/296	4443	578/309/32	115/897	28/12	11	23	3	20/29	85/37.8	319
1987	301	85	186	30	69/216	7/17	5249	1046	428-1643	3606	57/452	4058	561/305/21	105/380	41/27	16	29	2	18/29	88/37.1	380
1986	278	97	156	25	79/230	9/16	5224	1043	458-1989	3235	53/406	3641	532/260/23	115/884	30/13	14	21	4	13/26	97/38.7	312
1985	307	122	160	25	91/234	4/7	5135	1058	526-2205	2930	53/359	3289	478/251/18	99/834	27/14	17	18	4	13/29	92/42.6	310
1984	307	123	171	13	104/251	6/11	5239	1109	556-2189	3050	60/456	3506	492/262/20	96/904	32/11	12	22	2	23/35	89/39.3	320
1983	310	144	149	17	101/245	11/16	5447	1108	633-2655	2792	36/256	3048	430/247/18	89/755	30/15	14	20	0	28/37	80/37.8	322
1982	177	68	100	9	61/140	2/4	2938	614	299-1031	1907	30/229	2136	285/168/15	45/341	21/12	5	14	0	20/22	38/36.6	195
1981	226	102	137	27	101/236	N/A	4447	1023	476-1751	2696	40/354	3050	507/248/26	90/798	40/21	11	12	3	14/28	74/40.7	221
1980	270	87	157	26	84/245	N/A	4428	1032	445-1603	2825	44/355	3180	543/265/25	87/749	28/11	8	16	2	15/23	89/41.3	222
1979	273	128	125	20	104/239	N/A	4745	1019	515-2271	2474	45/324	2798	459/243/22	86/641	20/11	16	18	0	15/23	85/39.9	282
1978	248	92	136	20	88/227	N/A	4635	1000	504-1862	2773	29/213	2986	448/228/28	102/874	40/22	11	17	2	14/26	83/39.1	250
1977	216	95	106	15	85/225	N/A	3793	925	520-1917	1876	47/316	2192	358/183/21	85/703	26/13	10	14	1	11/26	91/38.6	207
1976	262	113	129	20	95/227	N/A	4600	954	532-2050	2550	19/138	2688	404/237/9	105/927	31/15	16	17	2	13/23	86/37.9	286
1975	275	130	123	22	97/220	N/A	4771	970	529-2333	2538	17/120	2658	424/226/26	96/769	30/18	20	3	18/27	65/37.0	302	
1974	248	105	129	14	76/202	N/A	4270	922	460-1797	2473	28/211	2684	434/230/18	86/722	36/16	14	9	3	12/25	73/39.0	317
1973	286	136	135	15	71/178	N/A	5062	903	512-2423	2639	21/150	2789	370/219/15	73/692	41/15	22	3	22/40	49/39.9	293	
1972	268	137	117	14	87/190	N/A	4738	878	543-2266	2472	17/143	2615	318/175/19	72/637	29/8	22	0	1	16/25	54/40.5	352
1971	251	104	129	18	N/A	N/A	4622	889	450-1962	2660	32/311	2971	407/220/22	94/908	34/25	16	2	17/30	57/40.4	302	
1970	213	102	95	16	N/A	N/A	3953	804	457-2064	1889	34/287	2176	313/161/10	90/991	35/18	16	4	27/NA	61/39.4	332	
1969	268	111	136	21	N/A	N/A	4978	937	467-1909	3069	25/181	3250	444/243/15	79/950	30/14	15	24	5	23/NA	69/40.8	377
1968	256	128	111	17	N/A	N/A	4514	863	515-2141	2373	21/184	2557	327/182/13	76/843	19/7	18	20	2	24/NA	55/38.9	351
1967	286	105	161	20	N/A	N/A	4472	937	434-1741	3231	23/151	3382	480/255/24	67/715	28/14	23	29	0	15/32	50/38.8	409
1966	249	90	139	20	N/A	N/A	4370	870	390-1693	2677	34/287	2964	446/226/20	63/703	30/17	13	23	4	20/30	60/39.9	340
1965	243	100	129	14	N/A	N/A	4704	849	419-1582	3123	37/287	2836	393/215/25	66/653	32/10	11	28	8	11/26	54/41.8	359



YEAR-BY-YEAR RESULTS



1933

RECORD: 3-5-1, 4TH IN EASTERN
HEAD COACH: LUD WRAY

DATE	W/L	SCORE	OPPONENT	ATT.
0-15	L	0-56	AT NY GIANTS	NA
0-18	L	0-25	PORTSMOUTH SPARTANS	1,750
0-29	L	9-35	AT GREEN BAY	3,007
N-05	W	6-0	AT CINCINNATI REDS	NA
N-12	T	3-3	CHICAGO BEARS	17,850
N-19	W	25-6	PITTSBURGH	6,000
N-26	W	20-3	CINCINNATI REDS	NA
D-03	L	0-10	GREEN BAY	NA
D-10	L	14-20	NY GIANTS	18,000

1934

RECORD: 4-7, T-3RD IN EASTERN
HEAD COACH: LUD WRAY

DATE	W/L	SCORE	OPPONENT	ATT.
S-16	L	6-19	AT GREEN BAY	NA
S-26	W	17-0	AT PITTSBURGH	NA
0-07	L	7-9	PITTSBURGH	NA
0-14	L	0-10	DETROIT	9,860
0-21	L	0-6	AT BOSTON REDSKINS	NA
0-28	L	0-17	AT NY GIANTS	NA
N-06	W	64-0	CINCINNATI REDS	NA
N-11	L	7-10	BROOKLYN DODGERS	NA
N-18	L	7-14	BOSTON REDSKINS	NA
N-25	W	13-0	AT BROOKLYN DODGERS	NA
D-03	W	6-0	NY GIANTS	12,471

1935

RECORD: 2-9, 5TH IN EASTERN
HEAD COACH: LUD WRAY

DATE	W/L	SCORE	OPPONENT	ATT.
S-13	L	7-17	PITTSBURGH	NA
S-20	L	0-35	AT DETROIT	12,000
0-09	W	17-6	AT PITTSBURGH	6,271
0-13	L	0-39	CHICAGO BEARS	NA
0-27	L	6-17	AT BROOKLYN DODGERS	NA
N-03	W	7-6	AT BOSTON REDSKINS	NA
N-05	L	0-3	BROOKLYN DODGERS	NA
N-10	L	3-12	AT CHICAGO CARDINALS	NA
N-24	L	0-10	AT NY GIANTS	NA
D-01	L	14-21	NY GIANTS	NA
D-08	L	6-13	GREEN BAY	NA

1936

RECORD: 1-11, 5TH IN EASTERN
HEAD COACH: BERT BELL

DATE	W/L	SCORE	OPPONENT	ATT.
S-06	L	7-13	BROOKLYN DODGERS	NA
S-13	W	10-7	NY GIANTS	20,000
S-20	L	3-26	BOSTON REDSKINS	NA
S-27	L	0-17	CHICAGO BEARS	25,000
0-04	L	0-18	AT BROOKLYN DODGERS	NA
0-11	L	0-23	DETROIT	NA
0-14	L	0-17	AT PITTSBURGH	10,042
0-18	L	7-17	AT BOSTON REDSKINS	NA
0-25	L	17-21	AT NY GIANTS	15,000
N-05	L	0-6	PITTSBURGH	NA
			(JOHNSTOWN, PA)	
N-08	L	0-13	AT CHICAGO CARDINALS	NA
N-22	L	7-28	CHICAGO BEARS	NA

1937

RECORD: 2-8-1, 5TH IN EASTERN
HEAD COACH: BERT BELL

DATE	W/L	SCORE	OPPONENT	ATT.
S-05	L	14-27	AT PITTSBURGH	8,588
S-10	L	7-13	BROOKLYN DODGERS	5,221
S-21	L	3-21	CLEVELAND RAMS	3,107
S-28	T	6-6	CHICAGO CARDINALS	3,912
0-03	L	7-16	NY GIANTS	4,878
0-10	W	14-0	AT WASHINGTON	7,320
0-17	L	0-21	AT NY GIANTS	20,089
0-24	L	7-10	WASHINGTON	6,580
0-31	L	7-16	AT PITTSBURGH PIRATES	2,772
N-07	W	14-10	AT BROOKLYN DODGERS	8,373
N-14	L	7-37	AT GREEN BAY	13,340

1938

RECORD: 5-6, 4TH IN EASTERN
HEAD COACH: BERT BELL

DATE	W/L	SCORE	OPPONENT	ATT.
S-11	L	23-26	WASHINGTON	20,000
S-16	W	27-7	PITTSBURGH	19,749
			(BUFFALO, NY)	
S-25	W	14-10	NY GIANTS	20,000
0-02	L	6-28	CHICAGO BEARS	NA
0-16	L	7-17	AT NY GIANTS	33,187
0-23	L	14-20	AT WASHINGTON	3,000
0-26	W	7-0	CHICAGO CARDINALS	15,000
			(ERIE, PA)	
N-06	L	7-10	BROOKLYN DODGERS	12,000
N-13	L	14-32	AT BROOKLYN DODGERS	13,052
N-20	W	14-7	PITTSBURGH PIRATES	6,500
			(CHARLESTON, WV)	
D-04	W	21-7	AT DETROIT	19,000

1939

RECORD: 1-9-1, T-4TH IN EASTERN
HEAD COACH: BERT BELL

DATE	W/L	SCORE	OPPONENT	ATT.
S-11	L	23-26	WASHINGTON	20,000
S-17	L	0-7	WASHINGTON	33,258
S-24	L	3-13	NY GIANTS	30,600
0-01	T	0-0	BROOKLYN DODGERS	1,880
0-15	L	10-27	AT NY GIANTS	34,471
0-22	L	14-23	AT BROOKLYN DODGERS	13,057
N-05	L	6-7	AT WASHINGTON	20,444
N-12	L	16-23	GREEN BAY	23,000
N-19	L	14-27	AT CHICAGO BEARS	21,398
N-23	W	17-14	PITTSBURGH	20,000
N-26	L	12-24	AT PITTSBURGH	8,788
D-03	L	13-35	CLEVELAND RAMS	9,189
			(COL. SPRINGS, CO)	

1943 STEAGLES

With the shortage of manpower due to World War II, the Eagles and Steelers merged for the 1943 football season to become the Steagles. The Steagles, who finished their only season 5-4-1, split their home games between Philadelphia's Shibe Park and Pittsburgh's Forbes Field.

1940

RECORD: 1-10, 5TH IN EASTERN
HEAD COACH: BERT BELL

DATE	W/L	SCORE	OPPONENT	ATT.
S-15	L	20-27	AT GREEN BAY	11,657
S-22	L	13-21	AT CLEVELAND RAMS	15,941
S-28	L	14-20	NY GIANTS	26,431
0-04	L	17-30	AT BROOKLYN DODGERS	24,008
0-13	L	7-17	AT NY GIANTS	30,317
0-20	L	17-34	WASHINGTON	25,062
0-26	L	7-21	BROOKLYN DODGERS	6,500
N-10	L	3-7	AT PITTSBURGH	9,556
N-17	L	0-21	DETROIT	6,327
N-28	W	7-0	PITTSBURGH	4,200
D-01	L	6-13	AT WASHINGTON	25,838

1941

RECORD: 2-8-1, 4TH IN EASTERN
HEAD COACH: GREASY NEALE

DATE	W/L	SCORE	OPPONENT	ATT.
S-13	L	0-24	NY GIANTS	25,478
S-21	W	10-7	AT PITTSBURGH	12,893
S-27	L	13-24	BROOKLYN DODGERS	16,341
0-12	L	0-16	AT NY GIANTS	30,842
0-19	L	17-21	WASHINGTON	19,071
0-26	W	21-14	CHICAGO CARDINALS	12,683
N-02	L	6-15	AT BROOKLYN DODGERS	15,899
N-09	T	7-7	PITTSBURGH	15,601
N-16	L	17-21	AT DETROIT	16,306
N-30	L	14-49	CHICAGO BEARS	32,608
D-07	L	14-20	AT WASHINGTON	27,102

1942

RECORD: 2-9, 5TH IN EASTERN
HEAD COACH: GREASY NEALE

DATE	W/L	SCORE	OPPONENT	ATT.
S-13	W	24-14	AT PITTSBURGH	13,349
S-20	L	14-24	AT CLEVELAND RAMS	6,434
			(AKRON, OH)	
S-27	L	14-35	BROOKLYN DODGERS	5,286
			(BUFFALO, NY)	
0-04	L	10-14	WASHINGTON	15,500
0-11	L	17-35	AT NY GIANTS	28,264
0-18	L	0-14	PITTSBURGH	12,500
0-25	L	14-45	AT CHICAGO BEARS	15,372
N-01	L	27-30	AT WASHINGTON	32,658
N-08	L	0-14	NY GIANTS	13,600
N-15	W	14-7	AT BROOKLYN DODGERS	3,858
N-29	L	0-7	GREEN BAY	13,700

1943 "STEAGLES"

RECORD: 5-4-1, 3RD IN EASTERN
HEAD COACH: GREASY NEALE & WALT KIESLING

DATE	W/L	SCORE	OPPONENT	ATT.
0-02	W	17-0	BROOKLYN DODGERS	11,131
0-09	W	28-14	NY GIANTS	15,340
0-17	L	21-48	AT CHICAGO BEARS	21,744
0-24	L	14-42	AT NY GIANTS	42,681
0-31	W	34-13	CHICAGO (PITT.)	16,351
N-07	T	14-14	WASHINGTON	28,893
N-14	L	7-13	AT BROOKLYN DODGERS	7,614
N-21	W	35-34	DETROIT (PITT.)	23,338
N-28	W	27-14	AT WASHINGTON	35,826
D-05	L	28-38	GREEN BAY	34,294



1944

RECORD: 7-1-2, 2ND IN EASTERN
HEAD COACH: GREASY NEALE

DATE	W/L SCORE	OPPONENT	ATT.
S-26	W 28-7	AT BOSTON YANKS	25,061
O-08	T 31-31	WASHINGTON	32,549
O-22	W 38-0	BOSTON YANKS	24,638
O-29	W 24-17	AT NY GIANTS	42,639
N-05	W 21-7	AT BROOKLYN DODGERS	15,289
N-12	T 21-21	NY GIANTS	33,248
N-19	W 37-7	AT WASHINGTON	35,540
N-26	L 7-28	CHICAGO BEARS	34,035
D-03	W 34-0	BROOKLYN DODGERS	13,467
D-10	W 26-13	CLEVELAND RAMS	24,123

1945

RECORD: 7-3, 2ND IN EASTERN
HEAD COACH: GREASY NEALE

DATE	W/L SCORE	OPPONENT	ATT.
O-07	W 21-6	CHICAGO CARDINALS	25,581
O-14	L 24-28	AT DETROIT	22,580
O-21	L 14-24	AT WASHINGTON	35,550
O-28	W 28-14	CLEVELAND RAMS	38,149
N-04	W 45-3	AT PITTSBURGH	23,018
N-11	W 38-17	NY GIANTS	30,047
N-18	W 30-6	PITTSBURGH	23,838
N-24	W 16-0	WASHINGTON	37,306
D-02	L 21-28	AT NY GIANTS	45,372
D-09	W 35-7	BOSTON YANKS	27,905

1946

RECORD: 6-5, 2ND IN EASTERN
HEAD COACH: GREASY NEALE

DATE	W/L SCORE	OPPONENT	ATT.
S-29	W 25-14	AT LA RAMS	30,500
O-06	W 49-25	BOSTON YANKS	33,986
O-13	L 7-19	GREEN BAY	36,127
O-20	L 14-21	AT CHICAGO BEARS	41,221
O-27	W 28-24	AT WASHINGTON	33,691
N-03	W 24-14	NY GIANTS	40,059
N-10	L 17-45	AT NY GIANTS	60,874
N-17	L 7-10	AT PITTSBURGH	38,882
N-24	L 10-27	WASHINGTON	36,633
D-01	W 10-7	PITTSBURGH	29,943
D-08	W 40-14	AT BOSTON YANKS	29,555

1947

RECORD: 8-4, 1ST IN EASTERN
HEAD COACH: GREASY NEALE

DATE	W/L SCORE	OPPONENT	ATT.
S-28	W 45-42	WASHINGTON	35,406
O-05	W 23-0	NY GIANTS	29,823
O-12	L 7-40	AT CHICAGO BEARS	34,338
O-19	L 24-35	AT PITTSBURGH	33,538
O-26	W 14-7	LA RAMS	36,364
N-02	W 38-14	AT WASHINGTON	36,591
N-09	W 41-24	AT NY GIANTS	29,016
N-16	W 32-0	BOSTON YANKS	26,498
N-23	L 14-21	AT BOSTON YANKS	15,628
N-30	W 21-0	PITTSBURGH	37,218
D-07	L 21-45	CHICAGO CARDINALS	32,322
D-14	W 28-14	GREEN BAY	24,216
NFC DIVISIONAL PLAYOFF			
D-21	W 21-0	AT PITTSBURGH	35,729
NFL CHAMPIONSHIP			
D-28	L 21-28	AT CHICAGO CARDINALS	30,759

1948 NFL CHAMPIONS

RECORD: 9-2-1, 1ST IN EASTERN
HEAD COACH: GREASY NEALE

DATE	W/L SCORE	OPPONENT	ATT.
S-24	L 14-21	AT CHICAGO CARDINALS	25,875
O-03	T 28-28	AT LA RAMS	36,884
O-10	W 45-0	NY GIANTS	22,804
O-17	W 45-0	AT WASHINGTON	35,584
O-24	W 12-7	CHICAGO BEARS	36,227
O-31	W 34-7	AT PITTSBURGH	32,474
N-07	W 35-14	AT NY GIANTS	24,983
N-14	W 45-0	BOSTON YANKS	22,958
N-21	W 42-21	WASHINGTON	36,254
N-28	W 17-0	PITTSBURGH	22,001
D-05	L 14-37	AT BOSTON YANKS	9,652
D-12	W 45-21	DETROIT	15,322
NFL CHAMPIONSHIP			
D-19	W 7-0	CHICAGO CARDINALS	28,864

1949 NFL CHAMPIONS

RECORD: 11-1, 1ST IN EASTERN
HEAD COACH: GREASY NEALE

DATE	W/L SCORE	OPPONENT	ATT.
S-22	W 7-0	AT NY BULLDOGS	8,426
O-03	W 22-14	AT DETROIT	25,012
O-08	W 28-3	CHICAGO CARDINALS	34,596
O-16	L 21-38	AT CHICAGO BEARS	50,129
O-23	W 49-14	WASHINGTON	28,855
O-30	W 38-7	AT PITTSBURGH	37,903
N-06	W 38-14	LA RAMS	38,230
N-13	W 44-21	AT WASHINGTON	31,170
N-20	W 42-0	NY BULLDOGS	22,165
N-27	W 34-17	PITTSBURGH	22,191
D-04	W 24-3	AT NY GIANTS	25,446
D-11	W 17-3	NY GIANTS	21,022
NFL CHAMPIONSHIP			
D-18	W 14-0	AT LA RAMS	22,245

WE ARE THE CHAMPIONS !!

The Eagles all-time leader in coaching victories with 66, Hall of Fame coach Earl "Greasy" Neale guided the Birds to back-to-back NFL championships following the 1948 and 1949 campaigns.



1951

RECORD: 4-8, 5TH IN AMERICAN
HEAD COACH: BO MC MILLIN (2) & WAYNE MILLNER (10)

DATE	W/L SCORE	OPPONENT	ATT.
S-30	W 17-14	AT CHICAGO CARDINALS	16,129
O-06	W 21-14	SAN FRANCISCO	23,432
O-14	L 24-37	AT GREEN BAY	18,489
O-21	L 24-26	AT NY GIANTS	28,656
O-28	L 23-27	WASHINGTON	20,437
N-04	W 34-13	AT PITTSBURGH	19,649
N-11	L 17-20	AT CLEVELAND	36,571
N-18	L 10-28	DETROIT	25,350
N-25	L 13-17	PITTSBURGH	15,537
D-02	W 35-21	AT WASHINGTON	23,738
D-09	L 7-23	NY GIANTS	19,322
D-16	L 9-24	CLEVELAND	16,263

1952

RECORD: 7-5, T-2ND IN AMERICAN
HEAD COACH: JIM TRIMBLE

DATE	W/L SCORE	OPPONENT	ATT.
S-28	W 31-25	AT PITTSBURGH	22,501
O-04	L 7-31	NY GIANTS	22,512
O-12	W 26-21	PITTSBURGH	18,648
O-19	L 7-49	CLEVELAND	27,874
O-26	W 14-10	AT NY GIANTS	21,458
N-02	L 10-12	AT GREEN BAY	10,149
N-09	W 38-20	WASHINGTON	16,932
N-16	W 10-7	CHICAGO CARDINALS	18,906
N-23	W 28-20	AT CLEVELAND	28,948
N-30	L 22-28	AT CHICAGO CARDINALS	13,577
D-07	W 38-21	DALLAS TEXANS	18,376
D-14	L 21-27	AT WASHINGTON	22,468

1953

RECORD: 7-4-1, 2ND IN EASTERN
HEAD COACH: JIM TRIMBLE

DATE	W/L SCORE	OPPONENT	ATT.
S-27	L 21-31	AT SAN FRANCISCO	27,819
O-02	T 21-21	WASHINGTON	19,099
O-10	L 13-37	AT CLEVELAND	45,802
O-17	W 23-7	PITTSBURGH	18,681
O-25	W 56-17	AT CHICAGO CARDINALS	22,064
N-01	W 35-7	AT PITTSBURGH	27,547
N-08	W 30-7	NY GIANTS	24,331
N-15	W 45-14	BALTIMORE	27,813
N-21	W 38-0	CHICAGO CARDINALS	19,402
N-29	L 28-37	AT NY GIANTS	20,294
D-06	L 0-10	AT WASHINGTON	21,579
D-13	W 42-27	CLEVELAND	38,897

1954

RECORD: 7-4-1, 2ND IN EASTERN
HEAD COACH: JIM TRIMBLE

DATE	W/L SCORE	OPPONENT	ATT.
S-26	W 28-10	CLEVELAND	26,546
O-03	W 35-16	AT CHICAGO CARDINALS	17,084
O-09	W 24-22	PITTSBURGH	37,322
O-17	W 49-21	AT WASHINGTON	22,051
O-23	L 7-17	AT PITTSBURGH	39,075
O-30	L 14-37	GREEN BAY	25,378
N-07	W 30-14	CHICAGO CARDINALS	21,963
N-14	L 14-27	AT NY GIANTS	46,565
N-21	L 0-6	AT CLEVELAND	41,537
N-28	W 41-33	WASHINGTON	18,517
D-05	T 13-13	AT DETROIT	54,939
D-12	W 29-14	NY GIANTS	28,449



1955

RECORD: 4-7-1, T-4TH IN EASTERN

HEAD COACH: JIM TRIMBLE

DATE	W/L	SCORE	OPPONENT	ATT.
S-24	W	27-17	NY GIANTS	29,597
O-01	L	30-31	WASHINGTON	31,891
O-09	L	17-21	AT CLEVELAND	43,974
O-15	L	7-13	AT PITTSBURGH	33,413
O-23	T	24-24	AT CHICAGO CARDINALS	24,620
O-30	W	24-0	PITTSBURGH	31,164
N-06	L	21-34	AT WASHINGTON	25,741
N-13	W	33-17	CLEVELAND	39,303
N-20	L	7-31	AT NY GIANTS	22,075
N-27	L	21-23	LA RAMS	31,648
D-04	W	27-3	CHICAGO CARDINALS	19,478
D-11	L	10-17	AT CHICAGO BEARS	34,783

1956

RECORD: 3-8-1, 6TH IN EASTERN

HEAD COACH: HUGH DEVORE

DATE	W/L	SCORE	OPPONENT	ATT.
S-30	L	7-27	AT LA RAMS	54,412
O-06	W	13-9	WASHINGTON	26,607
O-14	W	35-21	AT PITTSBURGH	31,375
O-21	L	6-20	CHICAGO CARDINALS	36,545
O-28	L	3-20	AT NY GIANTS	40,960
N-04	L	17-28	AT CHICAGO CARDINALS	27,609
N-11	W	14-7	PITTSBURGH	22,652
N-18	L	0-16	CLEVELAND	25,894
N-25	T	10-10	SAN FRANCISCO	19,326
D-02	L	14-17	AT CLEVELAND	20,654
D-09	L	17-19	AT WASHINGTON	22,333
D-15	L	7-21	NY GIANTS	16,562

1957

RECORD: 4-8, 5TH IN EASTERN

HEAD COACH: HUGH DEVORE

DATE	W/L	SCORE	OPPONENT	ATT.
S-27	L	13-17	AT LA RAMS	62,506
O-05	L	20-24	NY GIANTS	28,342
O-13	L	7-24	AT CLEVELAND	55,493
O-20	W	17-7	CLEVELAND	22,443
O-27	L	0-6	AT PITTSBURGH	27,016
N-03	W	38-21	AT CHICAGO CARDINALS	18,718
N-10	L	16-27	DETROIT	29,320
N-17	L	0-13	AT NY GIANTS	42,845
N-24	W	21-12	WASHINGTON	20,730
D-01	W	7-6	PITTSBURGH	16,364
D-08	L	7-42	AT WASHINGTON	21,304
D-14	L	27-31	CHICAGO CARDINALS	12,555

1958

RECORD: 2-9-1, T-5TH IN EASTERN

HEAD COACH: BUCK SHAW

DATE	W/L	SCORE	OPPONENT	ATT.
S-28	L	14-24	WASHINGTON	36,850
O-05	W	27-24	NY GIANTS	23,178
O-12	L	3-24	AT PITTSBURGH	23,153
O-19	L	24-30	SAN FRANCISCO	33,110
O-26	L	35-38	AT GREEN BAY	31,043
N-02	T	21-21	AT CHICAGO CARDINALS	17,486
N-09	L	24-31	PITTSBURGH	26,306
N-16	W	49-21	CHICAGO CARDINALS	18,315
N-23	L	14-28	AT CLEVELAND	51,319
N-30	L	10-24	AT NY GIANTS	35,438
D-07	L	14-21	CLEVELAND	36,773
D-14	L	0-20	AT WASHINGTON	22,621

1959

RECORD: 7-5, T-2ND IN EASTERN

HEAD COACH: BUCK SHAW

DATE	W/L	SCORE	OPPONENT	ATT.
S-27	L	14-24	AT SAN FRANCISCO	41,697
O-04	W	49-21	NY GIANTS	27,023
O-11	W	28-24	PITTSBURGH	27,343
O-18	L	7-24	AT NY GIANTS	68,783
O-25	W	28-24	CHICAGO CARDINALS	20,112 (MINNEAPOLIS)
N-01	W	30-23	WASHINGTON	39,854
N-08	L	7-28	AT CLEVELAND	58,275
N-15	W	27-17	CHICAGO CARDINALS	28,887
N-22	W	23-20	LA RAMS	47,425
N-29	L	0-31	AT PITTSBURGH	22,191
D-06	W	34-14	AT WASHINGTON	24,325
D-13	L	21-28	CLEVELAND	45,952

1960 NFL CHAMPIONS

RECORD: 10-2, 1ST IN EASTERN

HEAD COACH: BUCK SHAW

DATE	W/L	SCORE	OPPONENT	ATT.
S-25	L	24-41	CLEVELAND	56,303
S-30	W	27-25	AT DALLAS	18,500
O-09	W	31-27	ST. LOUIS	33,701
O-16	W	28-10	DETROIT	38,065
O-23	W	31-29	AT CLEVELAND	64,850
N-06	W	34-7	PITTSBURGH	58,324
N-13	W	19-13	WASHINGTON	39,361
N-20	W	17-10	AT NY GIANTS	63,571
N-27	W	31-23	NY GIANTS	60,547
D-04	W	20-6	AT ST. LOUIS	21,358
D-11	L	21-27	AT PITTSBURGH	22,101
D-18	W	38-28	AT WASHINGTON	20,558
NFL CHAMPIONSHIP				
D-26	W	17-13	GREEN BAY	67,325

1961

RECORD: 10-4, 2ND IN EASTERN

HEAD COACH: NICK SKORICH

DATE	W/L	SCORE	OPPONENT	ATT.
S-17	W	27-20	CLEVELAND	60,671
S-24	W	14-7	WASHINGTON	50,108
O-01	L	27-30	ST. LOUIS	59,399
O-08	W	21-16	PITTSBURGH	60,671
O-15	W	20-7	AT ST. LOUIS	20,262
O-22	W	43-7	AT DALLAS	25,000
O-29	W	27-24	AT WASHINGTON	31,066
N-05	W	16-14	CHICAGO	60,671
N-12	L	21-38	AT NY GIANTS	62,800
N-19	L	24-45	AT CLEVELAND	68,399
N-26	W	35-13	DALLAS	60,127
D-03	W	35-24	AT PITTSBURGH	21,653
D-10	L	24-28	NY GIANTS	60,671
D-17	W	27-24	AT DETROIT	44,231
PLAYOFF BOWL (AT MIAMI)				
J-06	L	10-38	DETROIT	25,612

1962

RECORD: 3-10-1, 7TH IN EASTERN

HEAD COACH: NICK SKORICH

DATE	W/L	SCORE	OPPONENT	ATT.
S-16	L	21-27	ST. LOUIS	60,671
S-23	L	13-29	NY GIANTS	60,671
S-30	W	35-7	CLEVELAND	60,671
O-06	L	7-13	AT PITTSBURGH	23,164
O-14	L	19-41	AT DALLAS	18,645
O-21	L	21-27	WASHINGTON	60,671
O-28	L	21-31	AT MINNESOTA	30,071
N-04	T	14-14	AT CLEVELAND	63,848
N-11	L	0-49	GREEN BAY	60,671
N-18	L	14-19	AT NY GIANTS	62,705
N-25	W	28-14	DALLAS	58,070
D-02	W	37-14	AT WASHINGTON	32,229
D-09	L	17-26	PITTSBURGH	60,671
D-16	L	35-45	AT ST. LOUIS	14,989

1963

RECORD: 2-10-2, 7TH IN EASTERN

HEAD COACH: NICK SKORICH

DATE	W/L	SCORE	OPPONENT	ATT.
S-15	T	21-21	PITTSBURGH	58,205
S-22	L	24-28	ST. LOUIS	60,671
S-29	L	14-37	NY GIANTS	60,671
O-06	W	24-21	DALLAS	60,671
O-13	W	37-24	AT WASHINGTON	49,219
O-20	L	7-37	AT CLEVELAND	75,174
O-27	L	7-16	AT CHICAGO	48,514
N-03	L	17-23	CLEVELAND	60,671
N-10	L	14-42	AT NY GIANTS	62,936
N-17	L	20-27	AT DALLAS	23,694
N-24	L	10-13	WASHINGTON	60,671
D-01	T	20-20	AT PITTSBURGH	16,721
D-08	L	14-38	AT ST. LOUIS	15,979
D-15	L	13-34	MINNESOTA	57,403

1964

RECORD: 6-8, T-3RD IN EASTERN

HEAD COACH: JOE KUCHARICH

DATE	W/L	SCORE	OPPONENT	ATT.
S-13	W	38-7	NY GIANTS	60,671
S-20	L	24-28	SAN FRANCISCO	57,353
S-27	L	20-28	CLEVELAND	60,671
O-04	W	21-7	PITTSBURGH	59,354
O-11	L	20-35	AT WASHINGTON	49,219
O-18	W	23-17	AT NY GIANTS	62,978
O-25	W	34-10	AT PITTSBURGH	38,393
N-01	L	10-21	WASHINGTON	60,671
N-08	L	10-20	AT LA RAMS	53,994
N-15	W	17-14	AT DALLAS	55,972
N-22	L	13-38	ST. LOUIS	60,671
N-29	L	24-38	AT CLEVELAND	79,289
D-06	W	24-14	DALLAS	60,671
D-13	L	34-36	AT ST. LOUIS	24,636

WHAT WAS THE PLAYOFF BOWL ?

Following the 1961 and 1966 seasons, the Eagles participated in the Playoff Bowl. If case you never heard of the Playoff Bowl, here's the scoop. From 1960-1969, the National Football League took each conference's runner-up and matched them up in a consolation game at the Orange Bowl in Miami. The Eagles, by the way, lost both of their Playoff Bowl appearances (28-10 to Detroit in 1962 and 20-14 to Baltimore in 1967).



MEDIA GUIDE

1965

RECORD: 5-9, T-5TH IN EASTERN

HEAD COACH: JOE KUHARICH

DATE	W/L	SCORE	OPPONENT	ATT.
5-19	W	34-27	ST. LOUIS	54,260
5-26	L	14-16	NY GIANTS	57,154
0-03	L	17-35	CLEVELAND	60,759
0-10	W	35-24	AT DALLAS	56,249
0-17	L	27-35	AT NY GIANTS	62,815
0-24	L	14-20	PITTSBURGH	56,515
0-31	L	21-23	AT WASHINGTON	50,301
N-07	L	34-38	AT CLEVELAND	72,807
N-14	W	21-14	WASHINGTON	60,444
N-21	L	24-34	AT BALTIMORE	60,238
N-28	W	28-24	AT ST. LOUIS	28,706
D-05	L	19-21	DALLAS	54,714
D-12	W	47-13	AT PITTSBURGH	22,002
D-19	L	28-35	DETROIT	56,718

1966

RECORD: 9-5, T-2ND IN EASTERN

HEAD COACH: JOE KUHARICH

DATE	W/L	SCORE	OPPONENT	ATT.
5-11	L	13-16	AT ST. LOUIS	39,066
5-18	W	23-10	ATLANTA	54,049
5-25	W	35-17	NY GIANTS	60,177
0-02	L	10-41	ST. LOUIS	59,305
0-09	L	7-56	AT DALLAS	69,372
0-16	W	31-14	AT PITTSBURGH	28,233
0-23	W	31-3	AT NY GIANTS	63,018
0-30	L	13-27	WASHINGTON	60,652
N-06	W	24-23	DALLAS	60,658
N-13	L	7-27	AT CLEVELAND	77,968
N-20	W	35-34	AT SAN FRANCISCO	31,993
D-04	W	27-23	PITTSBURGH	54,275
D-11	W	33-21	CLEVELAND	58,074
D-18	W	37-28	AT WASHINGTON	50,405
PLAYOFF BOWL (AT MIAMI)				
J-08	L	14-20	BALTIMORE	58,088

1967

RECORD: 6-7-1, 2ND IN CAPITOL

HEAD COACH: JOE KUHARICH

DATE	W/L	SCORE	OPPONENT	ATT.
5-17	W	35-24	WASHINGTON	60,709
5-24	L	6-38	BALTIMORE	60,755
0-01	W	34-24	PITTSBURGH	60,335
0-08	W	38-7	AT ATLANTA	53,868
0-15	L	27-28	SAN FRANCISCO	60,825
0-22	L	14-48	AT ST. LOUIS	46,562
0-29	W	21-14	DALLAS	60,740
N-05	L	24-31	AT NEW ORLEANS	59,596
N-12	L	17-33	AT LA RAMS	57,628
N-19	W	48-21	NEW ORLEANS	60,751
N-26	L	7-44	AT NY GIANTS	63,027
D-03	T	35-35	AT WASHINGTON	50,451
D-10	L	17-38	AT DALLAS	55,834
D-17	W	28-24	CLEVELAND	60,658

1968

RECORD: 2-12, 4TH IN CAPITOL

HEAD COACH: JOE KUHARICH

DATE	W/L	SCORE	OPPONENT	ATT.
5-15	L	13-30	AT GREEN BAY	50,861
5-22	L	25-34	NY GIANTS	60,858
5-29	L	13-45	DALLAS	60,858
0-06	L	14-17	AT WASHINGTON	50,816
0-13	L	14-34	AT DALLAS	72,083
0-20	L	16-29	CHICAGO	60,858
0-27	L	3-6	AT PITTSBURGH	26,908
N-03	L	17-45	ST. LOUIS	59,208
N-10	L	10-16	WASHINGTON	59,133
N-17	L	6-7	AT NY GIANTS	62,896
N-24	L	13-47	AT CLEVELAND	62,338
N-28	W	12-0	AT DETROIT	47,909
D-08	W	29-17	NEW ORLEANS	57,128
D-15	L	17-24	MINNESOTA	54,530

1969

RECORD: 4-9-1, 4TH IN CAPITOL

HEAD COACH: JERRY WILLIAMS

DATE	W/L	SCORE	OPPONENT	ATT.
5-21	L	20-27	CLEVELAND	60,658
5-28	W	41-27	PITTSBURGH	60,658
0-05	L	7-38	DALLAS	60,658
0-13	L	20-24	AT BALTIMORE	56,864
0-19	L	14-49	AT DALLAS	71,509
0-26	W	13-10	NEW ORLEANS	60,658
N-02	W	23-20	AT NY GIANTS	62,912
N-09	T	28-28	AT WASHINGTON	50,502
N-16	L	17-23	LA RAMS	60,658
N-23	W	34-30	AT ST. LOUIS	45,512
N-30	L	17-26	AT NEW ORLEANS	72,805
D-07	L	29-34	WASHINGTON	60,658
D-14	L	3-27	ATLANTA	60,658
D-21	L	13-14	AT SAN FRANCISCO	25,391

HOME RECORD BY STADIUM

STADIUM	RECORD	PLAYOFFS
Baker Bowl (1933-35)	3-11-1	0-0
Temple Stadium (1934-35)	1-1-0	0-0
Municipal Stadium (1936-39, 1941, 1947, 1950, 1954)	6-17-2	0-0
Shibe Park/Connie Mack Stadium (1940-57)	57-35-6	1-0
Forbes Field (1943)	2-0-0	0-0
Franklin Field (1958-70)	41-45-2	1-0
Veterans Stadium (1971-99)	131-106-2	6-3
TOTALS	244-220-13	8-3

Note: Record includes playoff results

EAGLES ALL-TIME RECORD

Regular Season Total

418-489-25

Postseason Total

12-13

Overall Total

430-502-25

Note: The Eagles and Steelers were combined in 1943 and played under the name Steagles. Records of combined teams are not recognized by the National Football League in Series Records vs. other NFL clubs, but are included in both clubs' overall records of wins and losses.



1970

PHILADELPHIA EAGLES STATISTICS



RECORD: 3-10-1, 5TH IN NFC EAST
HEAD COACH: JERRY WILLIAMS

DATE	W/L	SCORE	OPPONENT	ATT.
S-20	L	7-17	DALLAS	59,728
S-27	L	16-20	AT CHICAGO	53,643
O-04	L	21-33	WASHINGTON	60,658
O-11	L	23-30	AT NY GIANTS	62,820
O-18	L	20-35	ST. LOUIS	59,002
O-25	L	17-30	AT GREEN BAY (MI)	48,022
N-01	L	17-21	AT DALLAS	55,736
N-08	W	24-17	MIAMI	58,171
N-15	T	13-13	ATLANTA	55,425
N-23	W	23-20	NY GIANTS	59,117
N-29	L	14-23	AT ST. LOUIS	46,581
D-06	L	10-29	AT BALTIMORE	60,240
D-13	L	6-24	AT WASHINGTON	50,415
D-20	W	30-20	PITTSBURGH	55,252

TEAM STATISTICS EAGLES OPP.

TOTAL FIRST DOWNS229213
RUSHING81102
PASSING12695
PENALTY2216
3RD DOWN: MADE/ATTNANA
3RD DOWN PCT.NANA
4TH DOWN: MADE/ATTNANA
4TH DOWN PCT.NANA
POSSESSION AVG.NANA
TOTAL NET YARDS39903953
AVG. PER GAME285.0282.4
TOTAL PLAYS8831019
AVG. PER PLAY4.54.9
NET YARDS RUSHING15392064
AVG. PER GAME109.9147.4
TOTAL RUSHES450457
NET YARDS PASSING24511889
AVG. PER GAME175.1134.9
SACKED/YARDS LOST23/20034/287
GROSS YARDS26512176
ATT./COMPLETIONS410/218313/161
COMPLETION PCT.53.251.4
HAD INTERCEPTED2310
PUNTS/AVERAGE71/36.561/39.4
NET PUNTING AVG.NANA
PENALTIES/YARDS73/77990/991
FUMBLES/BALL LOST26/1625/18
TOUCHDOWNS2936
RUSHING1116
PASSING1616
RETURNS24

SCORE BY PERIODS	Q1	Q2	Q3	Q4	OT	PTS
EAGLES	45	75	55	66	0	241
OPPONENTS	70	126	73	63	0	332

PASSING	ATT	CMP	YDS	CMP%	YO/AT	TD	TD%	INT	INT%	LONG	SACKS	RATING
SNEAD	335	181	2323	42.2	6.93	15	4.5	20	6.0	79T	21/181	66.1
ARRINGTON	73	37	328	50.7	4.49	1	1.4	3	4.1	23	2/19	50.5
BALLMAN	1	0	0	0.0	0.00	0	0.0	0	0.0	0	0/0	39.6
BOUGGESS	1	0	0	0.0	0.00	0	0.0	0	0.0	0	0/0	39.6
EAGLES	410	218	2651	53.2	6.47	16	3.9	23	5.6	79T	23/200	63.0
OPPONENTS	313	161	2176	51.4	6.95	16	5.1	10	3.2	NA	34/287	77.6

RUSHING	NO.	YDS	AVG	LONG	TD
PINDER	166	657	3.9	40T	2
BOUGGESS	159	401	2.5	20T	2
WOODSHICK	52	254	4.9	57T	2
WATRINS	32	96	3.0	11	1
H.JONES	13	44	3.4	16	0
SNEAD	18	35	1.9	16	3
ARRINGTON	4	33	8.0	15	1
BRADLEY	1	14	14.0	14	0
KEYES	2	7	3.5	5	0
HAWKINS	2	3	1.5	4	0
JACKSON	1	-5	-5.0	-5	0
EAGLES	450	1539	3.4	57T	11
OPPONENTS	457	2064	4.5	NA	16

RECEIVING	NO.	YDS	AVG	LONG	TD
BOUGGESS	50	401	8.0	34	2
BALLMAN	47	601	12.8	26	3
JACKSON	41	613	14.9	79T	5
HAWKINS	30	612	20.4	78T	4
PINDER	28	249	8.8	27	0
ZABEL	8	119	14.8	25	1
WOODSHICK	6	28	4.7	10	0
H.JONES	3	12	12.0	12	0
HILL	3	10	3.3	9	1
WATRINS	3	6	2.0	5	0
WALIK	1	0	0.0	0	0
EAGLES	218	2651	12.2	79T	16
OPPONENTS	161	2176	13.5	NA	16

INT'S	NO.	YDS	AVG	LONG	TD
NELSON	2	45	22.5	45	0
PREECE	2	19	9.5	19	0
YOUNG	2	19	9.5	13	0
R.JONES	2	17	8.5	17	0
HAYES	1	2	2.0	2	0
RAMSEY	1	0	0.0	0	0
EAGLES	10	102	10.2	45	0
OPPONENTS	23	NA	NA	NA	NA

PUNTING	NO.	YDS	AVG	TB	IN	LG	B
BRADLEY	61	2244	36.8	NA	NA	57	0
MOSELEY	10	350	35.0	NA	NA	56	0
EAGLES	71	2594	36.5	NA	NA	57	0
OPPONENTS	61	2403	39.4	NA	NA	NA	NA
PUNT RETURNS	RET	FC	YDS	AVG	LG	TD	
WALIK	20	8	78	3.9	16	0	
HAWKINS	10	2	16	1.6	8	0	
HAYES	2	0	6	3.0	6	0	
EAGLES	32	10	100	3.1	16	0	
OPPONENTS	22	NA	163	7.4	NA	NA	

KICKOFF RETURNS	NO.	YDS	AVG	LG	TD
WALIK	32	805	25.2	82	0
NELSON	10	187	18.7	27	0
R.JONES	8	120	15.0	30	0
HAYES	6	107	17.8	23	0
ROSSOVICH	1	22	22.0	22	0
PETTIGREW	1	11	11.0	11	0
HAWKINS	1	0	0.0	0	0
EAGLES	59	1252	21.2	82	0
OPPONENTS	50	1030	20.6	NA	NA

SCORING	TD	RU	PA	RT	PAT	FG	S	PTS
MOSELEY	0	0	0	0	25-28	14-25	0	67
JACKSON	5	0	5	0	0	0	0	30
BOUGGESS	4	2	2	0	0	0	0	24
HAWKINS	4	0	4	0	0	0	0	24
BALLMAN	3	0	3	0	0	0	0	18
SNEAD	3	3	0	0	0	0	0	18
PINDER	2	2	0	0	0	0	0	12
WOODSHICK	2	2	0	0	0	0	0	12
ARRINGTON	1	1	0	0	0	0	0	6
DIRKS	1	0	1	0	0	0	0	6
HILL	1	0	1	0	0	0	0	6
PREESE	1	0	0	1	0	0	0	6
WATRINS	1	1	0	0	0	0	0	6
ZABEL	1	0	1	0	0	0	0	6
EAGLES	29	11	16	2	25-28	14-25	0	241
OPP.	36	16	16	4	NA	27-NA	NA	332

SACKS: EAGLES 34.0, OPPONENTS 23.0

USUAL STARTERS			
WR	BEN HAWKINS	LE	ERNE CALLOWAY
LT	WADE KEY	LT	DON HOLTZ
LG	DICK HART	RT	GARY PETTIGREW
C	MIKE EVANS	RE	MEL TOM
RG	JIM SCAGGS	LLB	ADRIAN YOUNG
RT	JOE CAROLLO	MLB	TIM ROSSOVICH (8)
TE	GARY BALLMAN (8)		DAVE LLOYD (5)
	STEVE ZABEL (6)	RLB	RON PORTER
WR	HAROLD JACKSON	LCB	RAY JONES
QB	NORM SNEAD	RCB	AL NELSON
RB	LEE BOUGGESS	S	NATE RAMSEY (9)
RB	CYRIL PINDER (7)	S	STEVE PREECE (8)
	TOM WOODSHICK (6)		RON MEDVED (6)

PRO BOWL SELECTIONS: NONE



1971 PHILADELPHIA EAGLES STATISTICS



RECORD: 6-7-1, 3RD IN NFC EAST
HEAD COACH: JERRY WILLIAMS (3)
AND ED KHAYAT (11)

DATE	W/L	SCORE	OPPONENT	ATT.
5-19	L	14-37	AT CINCINNATI	55,880
5-26	L	7-42	DALLAS	65,358
0-03	L	3-31	SAN FRANCISCO	65,358
0-10	L	0-13	MINNESOTA	65,358
0-17	L	10-34	AT OAKLAND	54,615
0-24	W	23-7	NY GIANTS	65,358
0-31	W	17-16	DENVER	65,358
N-07	T	7-7	AT WASHINGTON	53,041
N-14	L	7-20	AT DALLAS	60,178
N-21	W	37-20	AT ST. LOUIS	48,658
N-28	L	13-20	WASHINGTON	65,358
D-05	W	23-20	AT DETROIT	54,418
D-12	W	19-7	ST. LOUIS	65,358
D-19	W	41-28	AT NY GIANTS	62,774

TEAM STATISTICS	EAGLES	OPP.
TOTAL FIRST DOWNS	201	251
RUSHING	65	104
PASSING	119	129
PENALTY	17	18
3RD DOWN: MADE/ATT	NA	NA
3RD DOWN PCT.	NA	NA
4TH DOWN: MADE/ATT	NA	NA
4TH DOWN PCT.	NA	NA
POSSESSION AVG.	NA	NA
TOTAL NET YARDS	3571	4622
AVG. PER GAME	255.1	330.1
TOTAL PLAYS	823	889
AVG. PER PLAY	4.3	5.2
NET YARDS RUSHING	1248	1962
AVG. PER GAME	89.1	140.1
TOTAL RUSHES	407	450
NET YARDS PASSING	2323	2660
AVG. PER GAME	165.9	190.0
SACKED/YARDS LOST	26/229	32/311
GROSS YARDS	2552	2971
ATT./COMPLETIONS	534/282	407/220
COMPLETION PCT.	51.3	54.1
HAD INTERCEPTED	20	22
PUNTS/AVERAGE	75/41.9	57/40.4
NET PUNTING AVG.	NA	NA
PENALTIES/YARDS	81/838	94/908
FUMBLES/BALL LOST	21/15	34/25
TOUCHDOWNS	24	36
RUSHING	6	16
PASSING	13	16
RETURNS	5	4

SCORE BY PERIODS	Q1	Q2	Q3	Q4	OT	PTS
EAGLES	51	66	42	62	0	221
OPPONENTS	16	113	77	96	0	302

PASSING	ATT	CMP	YDS	CMP%	Yd/AT	TD	TD%	INT	INT%	LONG	SACKS	-rating
LISKE	269	143	1957	53.2	7.28	11	4.1	15	5.6	69T	13/134	67.1
ARRINGTON	118	55	576	46.6	4.88	2	1.7	5	4.2	65	13/95	49.3
BULL	1	1	15	100.0	15.00	0	0.0	0	0.0	15	0/0	118.8
WARD	1	1	4	100.0	4.00	0	0.0	0	0.0	4	0/0	83.3
A.DAVIS	1	0	0	0.0	0.00	0	0.0	0	0.0	0	0/0	39.6
EAGLES	390	200	2552	51.3	6.54	13	3.3	20	5.1	69T	26/229	61.8
OPPONENTS	407	220	2971	54.1	7.30	16	3.9	22	5.4	90T	32/311	68.1

RUSHING	NO.	YDS	AVG	LONG	TD
BULL	94	351	3.7	39	0
BOUGGESS	97	262	2.7	26	2
WOODSHICK	66	188	2.8	19	0
A.DAVIS	47	163	3.5	21	1
WATKINS	35	98	2.8	11	1
BAKER	17	49	2.9	13	0
JACKSON	5	41	8.2	18	0
BAILEY	23	41	1.8	7	1
LISKE	13	29	1.9	9	1
ARRINGTON	5	23	4.6	11	0
HAWKINS	4	8	2.0	10	0
ZABEL	1	-5	-5.0	-5	0
EAGLES	407	1248	3.1	39	6
OPPONENTS	450	1962	4.3	68T	16

RECEIVING	NO.	YDS	AVG	LONG	TD
JACKSON	47	716	15.2	69T	3
HAWKINS	37	650	17.6	65	4
BOUGGESS	24	170	7.1	27	1
CARMICHAEL	20	288	14.4	50	0
BALLMAN	13	238	18.3	57	0
A.DAVIS	11	46	4.2	12	0
BULL	9	75	8.3	15	1
HILL	7	92	13.1	35	0
BAILEY	7	55	7.9	24	0
KRAMER	6	65	10.8	17	1
WATKINS	6	40	6.7	10	0
WOODSHICK	6	36	6.0	11	1
BAKER	4	36	9.0	14	0
ZABEL	2	4	2.0	3T	2
WHALEN	1	41	41.0	41	0
EAGLES	200	2552	12.8	69T	13
OPPONENTS	220	2971	13.5	90T	16

INT'S	NO.	YDS	AVG	LONG	TD
BRADLEY	11	248	22.5	51	0
KEYES	6	31	5.2	17	0
NELSON	2	63	31.5	44	1
ROSSOVICH	1	24	24.0	24	0
HULTZ	1	4	4.0	4	0
ZABEL	1	4	4.0	4	0
EAGLES	22	374	17.0	51	1
OPPONENTS	20	359	12.9	46	1

PUNTING	NO.	YDS	AVG	TB	IN	LG	B
McNEIL	73	3063	42.0	NA	NA	64	1
BRADLEY	2	76	38.0	NA	NA	45	0
EAGLES	75	3139	41.9	NA	NA	64	1
OPPONENTS	57	2308	40.4	NA	NA	57	1

PUNT RETURNS	RET	FC	YDS	AVG	LG	TD
BRADLEY	18	11	118	6.6	33	0
WALIK	5	4	50	10.0	50	0
HAWKINS	1	0	6	6.0	6	0
EAGLES	24	15	174	7.2	50	0
OPPONENTS	40	11	372	9.3	36	0

KICKOFF RETURNS	NO.	YDS	AVG	LG	TD
NELSON	13	358	27.5	51	0
WALIK	14	369	26.4	52	0
THROWER	12	299	24.9	45	0
PETTIGREW	2	37	28.5	21	0
JACKSON	2	48	24.0	28	0
A.DAVIS	2	44	22.0	25	0
HARRIS	2	28	14.0	21	0
KRAMER	1	0	0.0	0	0
ZABEL	1	0	0.0	0	0
EAGLES	49	1183	24.1	52	0
OPPONENTS	48	1103	22.9	103T	1

SCORING	TD	RU	PA	RT	PAT	FG	S	PTS
DEMPSY	0	0	0	0	13-14	12-17	0	49
HAWKINS	5	0	4	1			0	30
FELLER	0	0	0	0	10-10	6-20	0	28
BOUGGESS	3	2	1	0			0	18
JACKSON	3	0	3	0			0	18
NELSON	2	0	0	2			0	12
ZABEL	2	0	2	0			0	12
BAILEY	1	1	0	0			0	6
BULL	1	0	1	0			0	6
A.DAVIS	1	1	0	0			0	6
HOBBS	1	0	1	0			0	6
KRAMER	1	0	1	0			0	6
LISKE	1	1	0	0			0	6
S.SMITH	1	0	0	1			0	6
WATKINS	1	1	0	0			0	6
WOODSHICK	1	0	1	0			0	6
EAGLES	24	6	13	5	23-24	18-37	0	221
Opp.	36	16	16	4	35-36	17-30	0	302

SACKS: EAGLES 32.0, OPPONENTS 26.0

USUAL STARTERS			
WR	HAROLD JACKSON	LDE	RICHARD HARRIS
LT	WADE KEY	LDT	DON HULTZ
LG	HARRY ALLISON	RDT	ERNE CALLOWAY (8)
C	MIKE EVARS		GARY PETTIGREW (6)
RG	MARK NORDQUIST	RDE	MEL TOM
RT	STEVE SMITH	LLB	STEVE ZABEL
TE	GARY BALLMAN (6)	MLB	TIM ROSSOVICH
	HAROLD CARMICHAEL (3)	RLB	RON PORTER
	KENT KRAMER (3)	LCB	AL NELSON
WR	BEN HAWKINS	RCB	NATE RAMSEY
QB	PETE LISKE	LS	LEROY KEYES
RB	RON BULL (9)	RS	BILL BRADLEY
RB	LEE BOUGGESS (7)		
	AL DAVIS (6)		
	TOM WOODSHICK (5)		

PRO BOWL SELECTIONS: 5 BILL BRADLEY



1972

PHILADELPHIA EAGLES STATISTICS



RECORD: 2-11-1, 5TH IN NFC EAST
HEAD COACH: ED KHAYAT

DATE	W/L	SCORE	OPPONENT	ATT.
S-17	L	6-28	AT DALLAS	58,850
S-24	L	17-27	CLEVELAND	65,720
O-02	L	12-27	NY GIANTS	65,720
O-08	L	0-14	AT WASHINGTON	53,039
O-15	L	3-34	LA RAMS	65,720
O-22	W	21-20	AT KANSAS CITY	78,389
O-29	L	3-21	AT NEW ORLEANS	65,664
N-05	T	6-6	ST. LOUIS	65,720
N-12	W	18-17	AT HOUSTON	34,175
N-19	L	7-28	DALLAS	65,720
N-26	L	10-62	AT NY GIANTS	62,586
D-03	L	7-23	WASHINGTON	65,720
D-10	L	12-21	CHICAGO	65,720
D-17	L	23-24	AT ST. LOUIS	34,827

TEAM STATISTICS	EAGLES	OPP.
TOTAL FIRST DOWNS	201	268
RUSHING	78	137
PASSING	110	117
PENALTY	13	14
3RD DOWN: MADE/ATT	62/187	87/190
3RD DOWN PCT.	33.2	45.8
4TH DOWN: MADE/ATT	NA	NA
4TH DOWN PCT.	NA	NA
POSSESSION AVG.	NA	NA
TOTAL NET YARDS	3463	4738
AVG. PER GAME	247.4	338.5
TOTAL PLAYS	826	878
AVG. PER PLAY	4.2	5.4
NET YARDS RUSHING	1393	2266
AVG. PER GAME	99.5	161.9
TOTAL RUSHES	398	543
NET YARDS PASSING	2070	2472
AVG. PER GAME	147.9	176.6
SACKED/YARDS LOST	53/457	17/143
GROSS YARDS	2527	2615
ATT./COMPLETIONS	375/184	318/175
COMPLETION PCT.	49.1	55.0
HAD INTERCEPTED	20	19
PUNTS/AVERAGE	63/40.3	54/40.5
NET PUNTING AVG.	NA	NA
PENALTIES/YARDS	76/690	72/637
FUMBLES/BALL LOST	35/18	29/8
TOUCHDOWNS	12	43
RUSHING	2	22
PASSING	10	20
RETURNS	0	1

SCORE BY PERIODS	Q1	Q2	Q3	Q4	OT	PTS
EAGLES	46	56	16	27	0	145
OPPONENTS	60	108	100	84	0	352

PASSING	ATT	CMP	Yds	CMP%	Yd/AT	TD	TD%	INT	INT%	LONG	SACKS	RATING
REAVES	224	108	1508	48.2	6.73	7	3.1	12	5.4	77	38/322	58.4
LISKE	138	71	973	51.5	7.05	3	2.2	7	5.1	67	11/107	60.4
ARRINGTON	13	5	46	38.5	3.54	0	0.0	1	7.7	16	4/28	16.8
EAGLES	375	184	2527	49.1	6.74	10	2.7	20	5.3	77	53/457	57.7
OPPONENTS	318	175	2615	55.0	8.22	20	6.3	19	6.0	65	17/143	78.3

RUSHING	NO.	YDS	AVG	LONG	TD
JAMES	182	565	3.1	22	0
BAKER	90	322	3.6	14	0
WATKINS	67	262	3.9	28	1
REAVES	18	109	6.3	16	1
JACKSON	9	76	8.4	34	0
BAILEY	7	22	3.1	5	0
LISKE	7	20	2.9	9	0
SULLIVAN	13	13	1.0	4	0
CROWE	1	2	2.0	2	0
ARRINGTON	1	2	2.0	2	0
HAWKINS	3	0	0.0	12	0
EAGLES	398	1393	3.5	34	2
OPPONENTS	543	2266	4.2	43	22

RECEIVING	NO.	YDS	AVG	LONG	TD
JACKSON	62	1048	16.9	77	4
HAWKINS	30	512	17.1	67	1
CARMICHAEL	20	276	13.8	54	2
JAMES	20	156	7.8	35	1
BAKER	16	114	7.1	14	0
KRAMER	11	17	16.0	29	1
BALLMAN	9	183	20.3	43	0
WATKINS	6	-2	-0.3	4	0
BAILEY	5	32	6.4	9	0
SULLIVAN	4	17	4.3	7	0
WALK	1	15	15.0	15	1
EAGLES	184	2527	13.8	77	10
OPPONENTS	175	2615	14.9	65	20

INT'S	NO.	YDS	AVG	LONG	TD
BRADLEY	9	73	8.1	21	0
RAMSEY	3	14	4.7	10	0
PORTER	2	10	5.0	7	0
KEYES	2	0	0.0	0	0
BUNTING	1	45	45.0	45	0
ALLEN	1	15	15.0	15	0
ABSHNER	1	7	7.0	7	0
EAGLES	19	158	17.6	33	0
OPPONENTS	18	319	17.7	70	2

PUNTING	NO.	YDS	AVG	TB	IN	LG	B
BRADLEY	56	2250	40.2	NA	NA	60	0
MCNEILL	7	290	41.4	NA	NA	51	0
EAGLES	63	2540	40.3	NA	NA	60	0
OPPONENTS	54	2189	40.5	NA	NA	67	2

PUNT RETURNS	RET	FC	YDS	AVG	LG	TD
BRADLEY	22	7	155	7.0	60	0
WALK	3	1	4	1.3	10	0
WINFIELD	1	0	12	12.0	12	0
GIBBS	1	0	8	8.0	8	0
EAGLES	27	8	179	6.6	60	0
OPPONENTS	26	28	137	5.3	48	0

KICKOFF RETURNS	NO.	YDS	AVG	LG	TD
NELSON	25	728	29.1	78	0
WALK	21	466	22.2	35	0
SULLIVAN	3	72	24.0	34	0
GIBBS	3	61	20.3	23	0
WINFIELD	3	9	3.0	9	0
BRADLEY	1	20	20.0	20	0
PETTIGREW	1	17	17.0	17	0
BAILEY	1	2	2.0	2	0
OVERMYER	1	0	0.0	0	0
EAGLES	59	1339	22.7	78	0
OPPONENTS	41	886	21.6	48	0

SCORING	TD	RU	PA	RT	PAT	FG	S	PTS
DEMPSY	0	0	0	0	11-12	20-35	0	71
JACKSON	4	0	4	0			0	24
CARMICHAEL	2	0	2	0			0	12
HAWKINS	1	0	1	0			0	6
KRAMER	1	0	1	0			0	6
JAMES	1	0	1	0			0	6
REAVES	1	1	0	0			0	6
WALK	1	0	1	0			0	6
WATKINS	1	1	0	0			0	6
BUNTING	0	0	0	0			1	2
COLEMAN	0	0	0	0			1	2
EAGLES	12	2	10	0	11-12	20-35	2	145
OPP.	43	22	20	1	42-43	16-25	2	352

SACKS: EAGLES 17.0, OPPONENTS 53.0

USUAL STARTERS

WR HAROLD JACKSON	LDE RICHARD HARRIS
LT WADE KEY	LDT DON HULTZ
LG TOM LUKEN (8)	RODT HOUSTON ANTWINE
RM JIM SKAGGS (6)	RDE MEL TOM
C MIKE EVANS	LLB RON PORTER
RG MARK NORDQUIST	MLB CHUCK ALLEN (8)
RT STEVE SMITH	STEVE ZABEL (6)
TE KENT KRAMER (8)	RLB BOB CREECH
GARY BALLMAN (4)	LCB AL NELSON
WR BEN HAWKINS	RCB NATE RAMSEY
QB PETE LISKE (7)	LS LEROY KEYES
RB JOHN REAVES (7)	RS BILL BRADLEY
RB RON JAMES	
RB LARRY WATKINS (8)	
TONY BAKER (6)	

PRO BOWL SELECTIONS: S BILL BRADLEY, WR HAROLD JACKSON



1973 PHILADELPHIA EAGLES STATISTICS



RECORD: 5-8-1, 3RD IN NFC EAST
HEAD COACH: MIKE MCCORMACK

DATE	W/L	SCORE	OPPONENT	ATT.
5-16	L	23-34	ST. LOUIS	61,103
5-23	T	23-23	AT NY GIANTS	62,289
5-30	L	7-28	WASHINGTON	64,147
0-07	L	26-27	AT BUFFALO	72,364
0-14	W	27-24	AT ST. LOUIS	44,400
0-21	L	21-28	AT MINNESOTA	47,478
0-28	W	30-16	DALLAS	63,300
N-04	W	24-23	NEW ENGLAND	65,070
N-11	L	27-44	ATLANTA	63,114
N-18	L	10-31	AT DALLAS	59,375
N-25	W	20-16	NY GIANTS	63,086
D-02	L	28-38	AT SAN FRANCISCO	51,155
D-09	W	24-23	NY JETS	34,621
D-16	L	20-38	AT WASHINGTON	49,484

TEAM STATISTICS	EAGLES	OPP.
TOTAL FIRST DOWNS	267	286
RUSHING	103	136
PASSING	147	135
PENALTY	17	15
3RD DOWN: MADE/ATT	90/217	71/178
3RD DOWN PCT.	41.5	39.9
4TH DOWN: MADE/ATT	NA	NA
4TH DOWN PCT.	NA	NA

POSSESSION AVG.	EAGLES	OPP.
TOTAL NET YARDS	4798	5062
AVG. PER GAME	342.1	361.2
TOTAL PLAYS	930	903
AVG. PER PLAY	5.1	5.6

NET YARDS RUSHING	EAGLES	OPP.
AVG. PER GAME	127.9	172.7
TOTAL RUSHES	417	512
NET YARDS PASSING	2998	2639
AVG. PER GAME	214.1	188.5
SACKED/YARDS LOST	34/238	21/150
GROSS YARDS	3236	2789
ATT./COMPLETIONS	479/275	370/219

COMPLETION PCT.	EAGLES	OPP.
HAD INTERCEPTED	13	15
PUNTS/AVERAGE	64/40.8	49/39.9
NET PUNTING AVG.	NA	NA
PENALTIES/YARDS	61/566	73/692
FUMBLES/BALL LOST	41/15	31/15

TOUCHDOWNS	EAGLES	OPP.
RUSHING	9	22
PASSING	23	22
RETURNS	2	3

SCORE BY PERIODS	Q1	Q2	Q3	Q4	OT	PTS
EAGLES	55	77	103	75	0	310
OPPONENTS	90	121	61	121	0	393

PASSING	ATT	CMP	YDS	CMP%	YD/AT	TD	TD%	INT	INT%	LONG	SACKS	RATING
GABRIEL	460	270	3219	58.7	7.00	23	5.0	12	2.6	80T	31/219	85.9
REAVES	19	5	17	26.3	8.95	0	0.0	1	5.3	6	3/19	17.7
EAGLES	479	275	3236	57.4	6.76	23	4.8	13	2.7	80T	34/238	82.8
OPPONENTS	370	219	2789	59.2	7.54	22	5.9	15	4.1	65T	21/150	85.7

RUSHING	NO.	YDS	AVG	LONG	TD
SULLIVAN	217	968	4.5	37	4
BULAICH	106	436	4.1	20	1
JAMES	36	178	4.9	24	1
BAILEY	20	91	4.5	15	0
CARMICHAEL	3	42	14.0	23	0
BOUGGESS	15	34	2.3	11	1
YOUNG	4	24	6.0	17T	1
GABRIEL	12	10	0.8	5	1
OLIVER	1	6	6.0	6	0
REAVES	2	2	1.0	3	0
BRADLEY	1	0	0.0	0	0
EAGLES	417	1791	4.3	37	9
OPPONENTS	512	2423	4.7	54	22

RECEIVING	NO.	YDS	AVG	LONG	TD
CARMICHAEL	67	1116	16.6	73	9
YOUNG	55	854	15.5	80T	6
SULLIVAN	50	322	6.4	29	1
BULAICH	42	403	9.6	80T	3
ZIMMERMAN	22	220	10.0	30T	3
JAMES	17	94	5.5	13	0
BAILEY	10	80	8.0	19	1
HAWKINS	6	114	19.0	37	0
BOUGGESS	4	18	4.5	6	0
OLIVER	1	9	9.0	9	0
DAVIS	1	6	6.0	6	0
EAGLES	275	3236	11.8	80T	23
OPPONENTS	219	2789	12.7	65T	22

INT'S	NO.	YDS	AVG	LONG	TD
LOGAN	5	38	7.6	30	0
BRADLEY	4	21	5.2	18	0
OUTLAW	2	48	24.0	45T	1
ZABEL	2	13	6.5	7	0
SODASKI	1	0	0.0	0	0
WIRGOWSKI	1	0	0.0	0	0
EAGLES	15	120	8.0	45T	1
OPPONENTS	13	287	22.1	56	1

PUNTING	NO.	YDS	AVG	TB	IN	LG	B
McNEILL	46	1881	40.9	NA	NA	66	0
BRADLEY	18	735	40.8	NA	NA	61	0
EAGLES	64	2616	40.8	NA	NA	66	0
OPPONENTS	49	1957	39.9	NA	NA	62	0

PUNT RETURNS	RET	FC	YDS	AVG	LG	TD
BRADLEY	8	12	106	13.3	43	0
ALEXANDER	5	5	10	2.0	5	0
DAVIS	2	0	0	0.0	4	0
EAGLES	15	17	116	7.7	43	0
OPPONENTS	35	16	376	10.7	57	0

KICKOFF RETURNS	NO.	YDS	AVG	LG	TD
JAMES	16	413	25.8	36	0
SULLIVAN	12	280	23.3	32	0
NELSON	11	264	24.0	53	0
DAVIS	10	236	23.6	28	0
ALEXANDER	9	189	21.0	25	0
COLEMAN	2	24	12.0	19	0
BAILEY	2	18	9.0	18	0
OLIVER	1	17	17.0	17	0
EAGLES	63	1441	22.9	53	0
OPPONENTS	55	1246	22.6	101T	1

SCORING	TD	RU	PA	RT	PAT	FG	S	PTS
DEMPSEY	0	0	0	0	34-34	24-40	0	106
CARMICHAEL	9	0	0	0	0	0	0	54
YOUNG	7	1	6	0	0	0	0	42
SULLIVAN	5	4	1	0	0	0	0	30
BULAICH	4	1	3	0	0	0	0	24
ZIMMERMAN	3	0	3	0	0	0	0	18
BAILEY	1	0	1	0	0	0	0	6
BOUGGESS	1	1	0	0	0	0	0	6
GABRIEL	1	1	0	0	0	0	0	6
JAMES	1	1	0	0	0	0	0	6
OUTLAW	1	0	0	1	0	0	0	6
WYNN	1	0	0	1	0	0	0	6
EAGLES	34	9	23	2	34-34	24-40	0	310
Opp.	47	22	22	3	45-47	22-40	0	393

SACKS: EAGLES 21.0, OPPONENTS 34.0

USUAL STARTERS			
WR	DON ZIMMERMAN	LDE	DENNIS WIRGOWSKI (8)
LT	STEVE SMITH		JERRY PHILBIN (6)
LG	WADE KEY (9)	LDT	GARY PETTIGREW
	VERN WINFIELD (5)	RDT	RICHARD HARRIS
C	GUY MORRIS (5)	RDE	WILL WYNN
	MIKE EVANS (5)	LLB	STEVE ZABEL
RG	MARK NORDQUIST	MLB	MARLIN MCKEEVER
RT	JERRY SISEMORE	RLB	JOHN SODASKI (9)
TE	CHARLES YOUNG		JOHN BUNTING (5)
WR	HAROLD CARMICHAEL	LCB	JOHN OUTLAW
QB	ROMAN GABRIEL	RCB	JOE LAVENDER
RB	TOM SULLIVAN	LS	RANDY LOGAN
RB	NORM BULAICH	RS	BILL BRADLEY

PRO BOWL SELECTIONS: 5 BILL BRADLEY, WR HAROLD CARMICHAEL, QB ROMAN GABRIEL, TE CHARLES YOUNG



1974

PHILADELPHIA EAGLES STATISTICS



RECORD: 7-7, 4TH IN NFC EAST
HEAD COACH: MIKE MCCORMACK

DATE	W/L	SCORE	OPPONENT	ATT.
S-15	L	3-7	AT ST. LOUIS	40,322
S-23	W	13-10	DALLAS	64,088
S-29	W	30-10	BALTIMORE	64,205
O-06	W	13-7	AT SAN DIEGO	36,124
O-13	W	35-7	NY GIANTS	64,801
O-20	L	24-31	AT DALLAS	43,586
O-27	L	10-14	AT NEW ORLEANS	64,257
N-03	L	0-27	AT PITTSBURGH	47,996
N-10	L	20-27	WASHINGTON	65,947
N-17	L	3-13	ST. LOUIS	61,982
N-24	L	7-26	AT WASHINGTON	54,395
D-01	W	36-14	GREEN BAY	42,030
D-08	W	20-7	AT NY GIANTS	46,889
D-15	W	28-17	DETROIT	57,157

TEAM STATISTICS	EAGLES	OPP.
TOTAL FIRST DOWNS	244	248
RUSHING	79	105
PASSING	141	129
PENALTY	24	14
3RD DOWN: MADE/ATT	82/201	76/202
3RD DOWN PCT.	40.8	37.6
4TH DOWN: MADE/ATT	NA	NA
4TH DOWN PCT.	NA	NA
POSSESSION AVG.	NA	NA
NET YARD YARDS	3597	4270
AVG. PER GAME	256.9	305.0
TOTAL PLAYS	917	922
AVG. PER PLAY	3.9	4.6
NET YARDS RUSHING	1385	1797
AVG. PER GAME	98.9	128.3
TOTAL RUSHES	415	460
NET YARDS PASSING	2212	2473
AVG. PER GAME	158.0	176.6
SACKED/YARDS LOST	42/319	28/211
GROSS YARDS	2531	2684
ATT./COMPLETIONS	461/258	434/230
COMPLETION PCT.	55.9	52.9
HAD INTERCEPTED	17	18
PUNTS/AVERAGE	84/36.0	73/39.0
NET PUNTING AVG.	NA	NA
PENALTIES/YARDS	76/722	86/722
FUMBLES/BALL LOST	32/12	36/16
TOUCHDOWNS	31	26
RUSHING	13	14
PASSING	14	9
RETURNS	4	3
SCORE BY PERIODS	Q1 Q2 Q3 Q4 OT PTS	
EAGLES	49 88 75 30 0 242	
OPPONENTS	34 65 65 53 0 217	

PASSING	ATT	CMP	Yds	CMP%	Yd/Att	TD	TD%	INT	INT%	LONG	SACKS	RATING
GABRIEL	338	193	1867	57.1	5.52	9	2.7	12	3.6	64t	35/259	66.8
BORYLA	102	60	580	58.8	5.69	5	4.9	3	2.9	29	4/39	78.9
REAVES	20	5	84	25.0	4.20	0	0.0	2	10.0	29	3/21	5.0
EAGLES	460	258	2531	56.1	5.50	14	3.0	17	3.7	64t	42/319	66.5
OPPONENTS	434	230	2684	53.0	6.18	9	2.1	18	4.1	57	28/211	61.6

RUSHING	NO.	YDS	AVG	LONG	TD
SULLIVAN	244	760	3.1	28t	11
JAMES	67	276	4.1	15	2
BULAICH	50	152	3.0	13	0
GABRIEL	14	76	5.4	11	0
YOUNG	6	38	6.3	14	0
BAILEY	10	32	3.2	11	0
BORYLA	6	25	4.2	11	0
OLIVER	7	19	2.7	7	0
REAVES	1	8	8.0	8	0
JACKSON	7	3	0.4	2	0
EAGLES	412	1389	3.3	28t	13
OPPONENTS	460	1797	3.9	34	14

RECEIVING	NO.	YDS	AVG	LONG	TD
YOUNG	63	696	11.0	29	3
CARMICHAEL	56	649	11.6	39	8
SULLIVAN	39	312	8.0	23	1
JAMES	33	230	6.9	34	0
ZIMMERMAN	30	368	12.3	64t	2
BULAICH	28	204	7.2	26	0
BAILEY	6	27	4.5	15	0
JACKSON	2	17	8.5	9	0
C.SMITH	1	28	28.0	28	0
EAGLES	258	2531	9.8	64t	14
OPPONENTS	230	2684	11.6	57	9

INT'S	NO.	YDS	AVG	LONG	TD
BERGEY	5	57	11.4	27	0
BUNTING	2	23	11.5	12	0
OUTLAW	2	22	11.0	22	0
BRADLEY	2	19	9.5	10	0
ZABEL	2	12	6.0	7	0
LOGAN	2	2	1.0	2	0
LAVENDER	1	37	37.0	37t	1
PATTON	1	4	4.0	4	0
HALVERSON	1	0	0.0	0	0
EAGLES	18	176	9.8	37t	1
OPPONENTS	17	362	21.3	54	1

PUNTING	NO.	YDS	AVG	TB	IN	LG	B
KERSEY	82	2959	36.1	NA	NA	59	0
BRADLEY	2	67	33.5	NA	NA	35	0
EAGLES	84	3026	36.0	NA	NA	59	2
OPPONENTS	73	2851	39.0	NA	NA	59	1

PUNT RETURNS	RET	FC	YDS	AVG	LG	TD
BRADLEY	22	5	248	11.3	22	0
MARSHALL	8	0	72	9.0	21	0
C.SMITH	4	0	7	1.8	11	0
REEVES	3	0	12	4.0	9	0
EAGLES	37	5	339	9.2	22	0
OPPONENTS	37	14	252	6.8	19	0

KICKOFF RETURNS	NO.	YDS	AVG	LG	TD
MARSHALL	16	412	25.8	44	0
JACKSON	14	339	24.2	52	0
JAMES	12	238	19.8	29	0
KRAMER	2	39	19.5	23	0
KIRKSEY	1	19	19.0	19	0
BAILEY	1	14	14.0	14	0
CHESSON	1	1	1.0	1	0
ZIMMERMAN	1	0	0.0	0	0
EAGLES	48	1062	22.1	52	0
OPPONENTS	46	1030	22.4	102t	1

SCORING	TD	RU	PA	RT	PAT	FG	S	PTS
SULLIVAN	12	11	1	0				72
DEMPSY	0	0	0	0	26-30	10-16	0	56
CARMICHAEL	8	0	8	0				48
YOUNG	3	0	3	0				18
JAMES	2	2	0	0				12
LAVENDER	2	0	2	0				12
ZIMMERMAN	2	0	2	0				12
DUNSTAN	1	0	0	1				6
WYNN	1	0	0	1				6
EAGLES	31	13	14	4	26-30	10-16	0	242
Opp.	26	14	9	3	25-26	12-25	0	217

SACKS: EAGLES 28.0, OPPONENTS 42.0

USUAL STARTERS		
WR	HAROLD CARMICHAEL	LDE WILL WYNN
LT	STEVE SMITH	LDT BILL DUNSTAN
LG	WADE KEY	RDT JERRY PATTON
C	GUY MORRIS	RDE JOE JONES
RG	MARK NORDQUIST	LLB STEVE ZABEL
RT	JERRY SISEMORE	MLB BILL BERGEY
TE	CHARLES YOUNG	RLB JOHN BUNTING
WR	DON ZIMMERMAN	LCB JOHN OUTLAW
QB	ROMAN GABRIEL	RCB JOE LAVENDER
RB	TOM SULLIVAN	LS RANDY LOGAN
RB	NORM BULAICH (8)	RS BILL BRADLEY
	PO JAMES (5)	

PRO BOWL SELECTIONS: LB BILL BERGEY, TE CHARLES YOUNG



1975

PHILADELPHIA EAGLES STATISTICS



RECORD: 4-10, 5TH IN NFC EAST
HEAD COACH: MIKE MCCORMACK

DATE	W/L	SCORE	OPPONENT	ATT.
S-21	L	14-23	NY GIANTS	60,798
S-28	L	13-15	AT CHICAGO	54,392
O-05	W	26-10	WASHINGTON	64,397
O-12	L	16-24	AT MIAMI	60,127
O-19	L	20-31	AT ST. LOUIS	45,242
O-26	L	17-20	DALLAS	64,889
N-03	L	3-42	LA RAMS	64,601
N-09	L	23-24	ST. LOUIS	60,277
N-16	W	13-10	AT NY GIANTS	53,434
N-23	L	17-27	AT DALLAS	57,893
N-30	W	27-17	SAN FRANCISCO	56,694
D-07	L	0-31	CINCINNATI	56,984
D-14	L	10-25	AT DENVER	37,080
D-21	W	26-3	AT WASHINGTON	49,385

TEAM STATISTICS	EAGLES	OPP.
TOTAL FIRST DOWNS	237	275
RUSHING	84	130
PASSING	134	123
PENALTY	19	22
3RD DOWN: MADE/ATT	78/218	97/210
3RD DOWN PCT.	35.8	46.2
4TH DOWN: MADE/ATT	NA	NA
4TH DOWN PCT.	NA	NA

POSSESSION AVG.	EAGLES	OPP.
TOTAL NET YARDS	4142	4771
AVG. PER GAME	295.9	340.8
TOTAL PLAYS	949	970
AVG. PER PLAY	4.4	4.9

NET YARDS RUSHING	EAGLES	OPP.
AVG. PER GAME	1702	2233
TOTAL RUSHES	461	529
GROSS YARDS	2640	2658
SACKED/YARDS LOST	30/200	17/120
ATT./COMPLETIONS	458/238	424/226

NET YARDS PASSING	EAGLES	OPP.
AVG. PER GAME	174.3	181.3
COMPLETION PCT.	52.0	53.3
HAD INTERCEPTED	23	26
PUNTS/AVERAGE	83/38.9	65/37.0
NET PUNTING AVG.	NA	NA
PENALTIES/YARDS	81/744	96/769
FUMBLES/BALL LOST	29/12	30/18

TOUCHDOWNS	EAGLES	OPP.
RUSHING	3	20
PASSING	19	13
RETURNS	2	3

SCORE BY PERIODS	Q1	Q2	Q3	Q4	OT	PTS
EAGLES	52	66	33	74	0	225
OPPONENTS	43	108	50	101	0	302

PASSING	ATT	CMP	YDS	CMP%	Yd/At	TD	TD%	INT	INT%	LONG	SACKS	RATING
GABRIEL	292	151	1644	51.7	5.63	13	4.5	11	3.8	62t	18/131	67.8
BORYLA	166	87	996	52.4	6.00	6	3.6	12	7.2	46	12/69	52.7
EAGLES	458	238	2640	52.0	5.76	19	4.1	23	5.0	62t	30/200	62.3
OPPONENTS	424	226	2658	53.3	6.27	13	3.1	26	6.1	66t	17/120	57.3

RUSHING	NO.	YDS	AVG	LONG	TD
SULLIVAN	173	632	3.7	28	0
MCCALISTER	103	335	3.3	18	1
MALONE	101	325	3.2	18	0
JAMES	43	196	4.6	51	1
SMITH	9	85	9.4	36	0
GABRIEL	13	70	5.4	39	1
BORYLA	8	33	4.1	11	0
TARVER	7	20	2.8	9	0
CARMICHAEL	1	6	6.0	6	0
YOUNG	2	1	0.5	3	0
S.JONES	1	-1	-1.0	-1	0
EAGLES	461	1702	3.7	51	3
OPPONENTS	529	2233	4.2	32	20

RECEIVING	NO.	YDS	AVG	LONG	TD
YOUNG	49	659	13.4	47	3
CARMICHAEL	49	639	13.0	62t	7
C.SMITH	37	515	13.9	46	6
JAMES	32	267	8.3	47t	1
SULLIVAN	28	276	9.9	35	0
MALONE	20	120	6.0	15	0
MCCALISTER	17	134	7.8	39t	2
TARVER	5	14	2.8	8	0
KREPLE	1	16	16.0	16	0
EAGLES	238	2640	11.1	62t	19
OPPONENTS	226	2658	11.8	66t	13

INT'S	NO.	YDS	AVG	LONG	TD
BRADLEY	5	56	11.2	20	0
OUTLAW	5	23	4.6	23	0
LEMASTER	4	133	33.3	89t	1
PARKER	4	15	3.8	11	0
LAVENDER	3	59	19.7	36t	1
BERGEY	3	48	16.0	20	0
BUNTING	1	6	6.0	6	0
LOGAN	1	4	4.0	4	0
EAGLES	26	344	13.2	89t	2
OPPONENTS	23	411	17.9	76t	2

PUNTING	NO.	YDS	AVG	TB	IN	LG	B
S.JONES	68	2742	40.3	NA	NA	64	0
KERSEY	15	489	32.6	NA	NA	50	0
EAGLES	83	3231	38.9	NA	NA	64	0
OPPONENTS	65	2406	37.0	NA	NA	54	0

PUNT RETURNS	RET	FC	YDS	AVG	LG	TD
MARSHALL	23	2	235	10.2	39	0
MORGAN	8	0	60	7.5	13	0
BRADLEY	4	3	4	1.0	6	0
EAGLES	35	5	299	8.5	39	0
OPPONENTS	58	6	530	9.1	51	1

KICKOFF RETURNS	NO.	YDS	AVG	LG	TD
MARSHALL	22	557	25.3	33	0
JAMES	13	311	23.9	38	0
MCCALISTER	12	278	23.2	42	0
MORGAN	7	170	24.3	33	0
SULLIVAN	3	42	14.0	23	0
OPPERMAN	1	15	15.0	15	0
SISEMORE	1	15	15.0	15	0
EAGLES	59	1388	23.5	42	0
OPPONENTS	51	1149	22.5	50	0

SCORING	TD	RU	PA	RT	PT	FG	S	PTS
MUHLMANN	0	0	0	0	21-24	20-29	0	81
CARMICHAEL	7	0	7	0	0	0	0	42
C.SMITH	6	0	6	0	0	0	0	36
MCCALISTER	3	1	2	0	0	0	0	18
YOUNG	3	0	3	0	0	0	0	18
JAMES	2	1	1	0	0	0	0	12
GABRIEL	1	1	0	0	0	0	0	6
LAVENDER	1	0	0	1	0	0	0	6
LEMASTER	1	0	0	1	0	0	0	6
EAGLES	24	3	19	2	21-24	20-29	0	225
Opp.	36	20	13	3	32-36	18-27	0	302

SACKS: EAGLES 17.0, OPPONENTS 30.0

USUAL STARTERS			
WR HAROLD CARMICHAEL	LDE WILL WYNN	LT STAN WALTERS	LDT RICH GLOVER
LG JOHN NILAND	RDT BILL DUNSTAN	C GUY MORRIS	RDE BLENDIA GAY (8)
RG BILL LUECK	JOE JONES (5)	RT JERRY SISEMORE	LLB FRANK LEMASTER
TE CHARLES YOUNG	MLB BILL BERGEY	WR CHARLES SMITH	RLB JOHN BUNTING
QB ROMAN GABRIEL (9)	LCB JOHN OUTLAW	QB MIKE BORYLA (5)	RCB JOE LAVENDER
RB TOM SULLIVAN	LS RANDY LOGAN	RB ART MALDNE	RS BILL BRADLEY

PRO BOWL SELECTIONS: QB MIKE BORYLA, TE CHARLES YOUNG



1976

PHILADELPHIA EAGLES STATISTICS



RECORD: 4-10, 4TH IN NFC EAST
HEAD COACH: DICK VERMEIL

DATE	W/L	SCORE	OPPONENT	ATT.
S-12	L	7-27	AT DALLAS	55,530
S-19	W	20-7	NY GIANTS	60,643
S-27	L	17-20 OT	WASHINGTON	60,131
O-03	W	14-13	AT ATLANTA	45,535
O-10	L	14-33	ST. LOUIS	44,933
O-17	L	13-28	AT GREEN BAY	55,398
O-24	L	12-31	MINNESOTA	56,233
O-31	W	10-0	AT NY GIANTS	68,690
N-07	L	14-17	AT ST. LOUIS	60,760
N-14	L	3-24	AT CLEVELAND	62,120
N-21	L	7-26	OAKLAND	62,133
N-28	L	0-24	AT WASHINGTON	54,292
D-05	L	7-26	DALLAS	55,072
D-12	W	27-10	SEATTLE	37,949

TEAM STATISTICS	EAGLES	OPP.
TOTAL FIRST DOWNS	220	262
RUSHING	109	113
PASSING	91	129
PENALTY	20	20
3RD DOWN: MADE/ATT	71/220	95/227
3RD DOWN PCT.	32.3	41.9
4TH DOWN: MADE/ATT	NA	NA
4TH DOWN PCT.	NA	NA
POSSESSION AVG.	NA	NA
TOTAL NET YARDS	3572	4600
AVG. PER GAME	255.1	328.6
TOTAL PLAYS	915	954
AVG. PER PLAY	3.9	4.8
NET YARDS RUSHING	2080	2050
AVG. PER GAME	148.6	146.4
TOTAL RUSHES	505	532
NET YARDS PASSING	1492	2550
AVG. PER GAME	106.6	182.1
SACKED/YARDS LOST	43/352	19/138
GROSS YARDS	1844	2688
ATT./COMPLETIONS	369/182	404/237
COMPLETION PCT.	49.3	58.7
HAD INTERCEPTED	18	9
PUNTS/AVERAGE	97/35.5	86/37.9
NET PUNTING AVG.	29.9	31.1
PENALTIES/YARDS	91/722	105/927
FUMBLES/BALL LOST	33/14	31/15
TOUCHDOWNS	19	35
RUSHING	8	16
PASSING	11	17
RETURNS	0	2

SCORE BY PERIODS	Q1	Q2	Q3	Q4	OT	PTS
EAGLES	34	53	23	55	0	165
OPPONENTS	41	100	69	73	3	286

PASSING	ATT	CMP	YDS	CMP%	YD/AT	TD	TD%	INT	INT%	LONG	SACKS	RATING
BORYLA	246	123	1247	50.0	5.07	9	3.7	14	5.7	48	29/235	53.3
GABRIEL	92	46	476	50.0	5.17	2	2.2	2	2.2	34	13/111	63.5
WALTON	28	12	125	42.9	4.46	0	0.0	2	7.1	33	1/6	26.6
CARMICHAEL	2	0	0	0.0	0.00	0	0.0	0	0.0	0	0/0	39.6
JONES	1	1	4	100.0	4.00	0	0.0	0	0.0	0	0/0	79.2
EAGLES	369	182	1844	49.3	5.00	11	3.0	18	4.9	48	43/352	53.6
OPPONENTS	404	237	2688	58.7	6.65	17	4.2	9	2.2	69	19/138	83.4

RUSHING	NO.	YDS	AVG	LONG	TD
HOGAN	123	561	4.6	32	0
SULLIVAN	99	399	4.0	26	2
HAMPTON	71	267	3.8	59	1
MCALISTER	68	265	3.9	20	0
LUSK	61	254	4.2	22	0
BORYLA	29	166	5.7	22	2
OLDS	36	120	3.3	8	1
C.SMITH	9	25	2.8	14	1
MALONE	2	14	7.0	15	1
YOUNG	1	6	6.0	6	0
GABRIEL	14	2	0.1	5	0
WALTON	2	1	0.5	1	0
EAGLES	515	2080	4.1	59	8
OPPONENTS	532	2050	3.8	46	16

RECEIVING	NO.	YDS	AVG	LONG	TD
CARMICHAEL	42	503	12.0	24	5
YOUNG	30	374	12.5	29	0
C.SMITH	27	412	15.3	48T	4
HOGAN	15	89	6.0	12	0
SULLIVAN	14	116	8.3	21	1
LUSK	13	119	9.2	42	0
MCALISTER	12	72	6.0	25	0
HAMPTON	12	57	4.8	19	0
OLDS	9	29	3.2	14	0
KREPFLE	6	80	13.3	17	1
MALONE	1	-3	-3.0	-3	0
LEMASTER	1	-4	-4.0	-4	0
EAGLES	182	1794	10.1	48T	11
OPPONENTS	237	2688	11.3	69	17

INT'S	NO.	YDS	AVG	LONG	TD
BRADLEY	2	63	31.5	52	0
BERGEY	2	48	24.0	37	0
OUTLAW	2	19	9.5	19	0
LOGAN	1	38	38.0	38	0
EHLERS	1	27	27.0	27	0
CLARK	1	0	0.0	0	0
EAGLES	9	195	21.7	52	0
OPPONENTS	18	189	10.5	37	1

PUNTING	NO.	YDS	AVG	TB	IN	LG	B
JONES	94	3445	36.6	NA	23	57	3
EAGLES	97	3445	35.5	NA	23	57	3
OPPONENTS	86	3260	37.9	NA	12	58	NA

PUNT RETURNS	RET	FC	YDS	AVG	LG	TD
MARSHALL	27	9	290	10.7	29	0
BRADLEY	9	5	64	7.1	23	0
CLARK	4	0	57	14.3	24	0
BURKE	1	0	14	14.0	14	0
EAGLES	41	14	425	10.4	29	0
OPPONENTS	53	10	405	7.6	55	0

KICKOFF RETURNS	NO.	YDS	AVG	LG	TD
MARSHALL	30	651	21.7	41	0
MCALISTER	9	172	19.1	28	0
LUSK	7	155	22.1	27	0
SULLIVAN	5	108	21.6	26	0
HAMPTON	3	46	15.3	23	0
OLDS	1	11	11.0	11	0
EHLERS	1	8	8.0	8	0
C.SMITH	1	3	3.0	3	0
BLEAMER	1	0	0.0	0	0
EAGLES	58	1154	19.8	41	0
OPPONENTS	44	902	20.5	53	0

SCORING	TD	RU	PA	RT	PAT	FG	S	PTS
MUHLMANN	0	0	0	0	18-19	11-16	0	51
CARMICHAEL	5	0	0	0	0	0	0	30
C.SMITH	5	1	4	0	0	0	0	30
SULLIVAN	3	2	1	0	0	0	0	18
BORYLA	2	2	0	0	0	0	0	12
HAMPTON	1	1	0	0	0	0	0	6
KREPFLE	1	0	1	0	0	0	0	6
MALONE	1	1	0	0	0	0	0	6
OLDS	1	1	0	0	0	0	0	6
EAGLES	19	8	11	0	18-19	11-16	0	165
OPP.	35	16	17	2	33-35	13-23	2	286

SACKS: EAGLES 19.0, OPPONENTS 43.0

USUAL STARTERS

WR	HAROLD CARMICHAEL	LDE	BLENDA GAY
LT	STAN WALTERS	LDT	MANNY SISTRUNK
LG	WADE KEY	RDT	CARL HAIRSTON(8)
C	GUY MORRIS		PETE LAZETICH(5)
RG	JERRY SISEMORE	RDE	WILL WYNN
RT	ED GEORGE	LLB	FRANK LEMASTER
TE	CHARLES YOUNG	MLB	BILL BERGEY
WR	CHARLES SMITH	RLB	JOHN BUNTING
QB	MIKE BORYLA	LCB	JOHN OUTLAW
RB	TOM SULLIVAN	RCB	AL CLARK
RB	MIKE HOGAN	LS	RANDY LOGAN
		RS	BILL BRADLEY

PRO BOWL SELECTIONS: LB BILL BERGEY



1977

PHILADELPHIA EAGLES STATISTICS



RECORD: 5-9, 4TH IN NFC EAST
HEAD COACH: DICK VERMEIL

DATE	W/L	SCORE	OPPONENT	ATT.
S-18	W	13-3	TAMPA BAY	61,549
S-25	L	0-20	AT LA RAMS	46,031
O-02	L	13-17	AT DETROIT	57,236
O-09	W	28-10	AT NY GIANTS	48,824
O-16	L	17-21	ST. LOUIS	60,535
O-23	L	10-16	DALLAS	65,507
O-30	L	17-23	AT WASHINGTON	55,031
N-06	W	28-7	NEW ORLEANS	53,482
N-13	L	14-17	WASHINGTON	60,702
N-20	L	16-21	AT ST. LOUIS	48,768
N-27	L	6-14	AT NEW ENGLAND	57,893
D-04	L	14-24	AT DALLAS	60,289
O-11	W	17-14	NY GIANTS	47,731
D-18	W	27-0	NY JETS	19,241

RUSHING	NO.	YDS	AVG	LONG	TD
HOGAN	155	546	3.5	19	0
SULLIVAN	125	363	2.9	14	0
BETTERSON	62	233	3.8	17T	1
LUSK	52	229	4.4	70T	2
MONTGOMERY	45	183	4.1	27T	2
JAWORSKI	40	124	3.1	44	5
LEMASTER	1	30	30.0	30	0
SMITH	2	13	6.5	8	0
FRANKLIN	1	0	0.0	0	0
HENRY	1	-2	-2.0	-2	0
EAGLES	484	1719	3.6	70T	10
OPPONENTS	520	1917	3.7	84T	10

RECEIVING	NO.	YDS	AVG	LONG	TD
CARMICHAEL	46	665	14.5	50T	7
SMITH	33	464	14.1	32	4
KREFFLE	27	530	19.6	55T	3
SULLIVAN	26	223	8.6	30	2
HOGAN	19	118	6.2	51T	1
LUSK	5	102	20.4	36T	1
BETTERSON	4	41	10.3	15	0
MONTGOMERY	3	18	6.0	8	0
HENRY	2	16	8.0	14	0
PAPALE	1	15	15.0	15	0
OSBORNE	1	6	6.0	6	0
EAGLES	167	2198	13.2	55T	18
OPPONENTS	183	2192	11.9	80T	14

INT'S	NO.	YDS	AVG	LONG	TD
SANDERS	6	122	20.3	45	0
EDWARDS	6	9	1.5	6	0
LOGAN	5	124	24.8	45	0
OUTLAW	2	41	20.5	38	0
BERGEY	2	4	2.0	4	0
EAGLES	21	300	14.3	45	0
OPPONENTS	21	256	12.1	41	0

PUNTING	NO.	YDS	AVG	TB	IN	LG	B
JONES	93	3463	37.2	NA	23	68	2
EAGLES	95	3463	36.5	NA	23	68	2
OPPONENTS	91	3523	38.7	NA	18	56	NA

PUNT RETURNS	RET	FC	YDS	AVG	LG	TD
MARSHALL	46	5	489	10.6	48	0
HENRY	2	0	25	12.5	22	0
MITCHELL	2	0	4	2.0	4	0
EAGLES	50	5	518	10.4	48	0
OPPONENTS	45	14	244	5.4	18	0

KICKOFF RETURNS	NO.	YDS	AVG	LG	TD
MONTGOMERY	23	619	26.9	99T	1
MARSHALL	20	455	22.8	44	0
LUSK	1	23	23.0	23	0
BETTERSON	1	13	13.0	13	0
EAGLES	45	1110	24.7	99T	1
OPPONENTS	47	940	20.0	43	0

SCORING	TD	RU	PA	RT	PAT	FG	S	PTS
CARMICHAEL	7	0	7	0				42
JAWORSKI	5	5	0	0				30
MUHMANN	0	0	0	0	17-19	3-8	0	26
SMITH	4	0	4	0				24
KREFFLE	3	0	3	0				18
LUSK	3	2	1	0				18
MONTGOMERY	3	2	0	1				18
MIKE-MAYER	0	0	0	0	7-7	3-3	0	16
SULLIVAN	2	0	2	0				12
BETTERSON	1	1	0	0				6
HOGAN	1	0	1	0				6
JOHANSSON	0	0	0	0	1-3	1-4	0	4
EAGLES	29	10	18	1	25-29	7-15	0	220
Opp.	25	10	14	1	24-25	11-26	0	207

SACKS: EAGLES 47.0, OPPONENTS 47.0

USUAL STARTERS

WR	HAROLD CARMICHAEL	LDE	MANNY SISTRUNK
LT	STAN WALTERS	NT	CHARLIE JOHNSON
LG	WADE KEY	RDE	CARL HAIRSTON
C	GUY MORRIS	LLB	JOHN BUNTING
RG	JERRY SISEMORE	ILB	BILL BERGEY
RT	ED GEORGE	ILB	FRANK LEMASTER
TE	KEITH KREFFLE	RLB	DREW MAHALIC
WR	CHARLES SMITH	LCB	JOHN OUTLAW
QB	RON JAWORSKI	RCB	HERMAN EDWARDS
RB	TOM SULLIVAN	SS	RANDY LOGAN
RB	MIKE HOGAN	FS	JOHN SANDERS

PRO BOWL SELECTIONS: LB BILL BERGEY

TEAM STATISTICS	EAGLES	OPP.
TOTAL FIRST DOWNS	211	216
RUSHING	98	95
PASSING	100	106
PENALTY	13	15
3RD DOWN: MADE/ATT.	73/195	85/225
3RD DOWN PCT.	37.4	37.8
4TH DOWN: MADE/ATT	NA	NA
4TH DOWN PCT.	NA	NA
POSSESSION AVG.	NA	NA
TOTAL NET YARDS	3575	3793
AVG. PER GAME	255.4	270.9
TOTAL PLAYS	880	925
AVG. PER PLAY	4.1	4.1
NET YARDS RUSHING	1719	1917
AVG. PER GAME	122.7	136.9
TOTAL RUSHES	484	520
NET YARDS PASSING	1856	1876
AVG. PER GAME	132.5	134.0
SACKED/YARDS LOST	47/342	47/316
GROSS YARDS	2198	2192
ATT./COMPLETIONS	349/167	358/183
COMPLETION PCT.	47.9	51.1
HAD INTERCEPTED	21	21
PUNTS/AVERAGE	95/36.5	91/38.7
NET PUNTING AVG.	32.8	31.0
PENALTIES/YARDS	78/642	85/703
FUMBLES/BALL LOST	30/16	26/13
TOUCHDOWNS	29	25
RUSHING	10	10
PASSING	18	14
RETURNS	1	1

SCORE BY PERIODS	Q1	Q2	Q3	Q4	OT	PTS
EAGLES	34	81	40	65	0	220
OPPONENTS	42	64	43	58	0	207

PASSING	ATT	CMP	YDS	CMP%	Yd/At	TD	TD%	INT	INT%	LONG	SACKS	RATING
JAWORSKI	346	166	2183	48.0	6.31	18	5.2	21	6.1	55T	47/342	60.4
GABRIEL	3	1	15	33.3	5.00	0	0.0	0	0.0	15	0/0	50.7
EAGLES	349	167	2198	47.9	6.30	18	5.2	21	6.0	55T	47/342	60.3
OPPONENTS	358	183	2192	51.1	6.12	14	3.9	21	5.9	80T	47/316	58.8



1978

PHILADELPHIA EAGLES STATISTICS



RECORD: 9-7, 2ND IN NFC EAST
HEAD COACH: DICK VERMEIL

DATE	W/L	SCORE	OPPONENT	ATT.
S-03	L	14-16	LA RAMS	64,721
S-10	L	30-35	AT WASHINGTON	54,380
S-17	W	24-17	AT NEW ORLEANS	49,242
S-24	W	17-3	MIAMI	62,998
O-01	W	17-14	AT BALTIMORE	47,639
O-08	L	14-24	AT NEW ENGLAND	61,016
O-15	W	17-10	WASHINGTON	65,722
O-22	L	7-14	AT DALLAS	60,525
O-29	L	10-16	ST. LOUIS	62,989
N-05	W	10-3	GREEN BAY	64,214
N-12	W	17-9	NY JETS	60,249
N-19	W	19-17	AT NY GIANTS	70,318
N-26	W	14-10	AT ST. LOUIS	39,693
D-03	L	27-28	AT MINNESOTA	38,722
D-10	L	13-31	DALLAS	64,667
D-17	W	20-3	NY GIANTS	56,396
NFC WILD CARD				
D-24	L	13-14	AT ATLANTA	49,447

TEAM STATISTICS	EAGLES	OPP.
TOTAL FIRST DOWNS	271	248
RUSHING	143	92
PASSING	112	136
PENALTY	16	20
3RD DOWN: MADE/ATT.	93/240	88/227
3RD DOWN PCT.	38.8	38.8
4TH DOWN: MADE/ATT.	NA	NA
4TH DOWN PCT.	NA	NA
POSSESSION AVG.	NA	NA
TOTAL NET YARDS	4653	4635
AVG. PER GAME	290.8	289.7
TOTAL PLAYS	1029	1000
AVG. PER PLAY	4.5	4.6
NET YARDS RUSHING	2456	1862
AVG. PER GAME	153.5	116.4
TOTAL RUSHES	587	504
NET YARDS PASSING	2197	2773
AVG. PER GAME	137.3	173.3
SACKED/YARDS LOST	41/288	29/213
GROSS YARDS	2485	2986
ATT./COMPLETIONS	401/207	448/228
COMPLETION PCT.	51.6	50.9
HAD INTERCEPTED	16	28
PUNTS/AVERAGE	92/36.8	83/39.1
NET PUNTING AVG.	31.0	31.7
PENALTIES/YARDS	91/800	102/874
FUMBLES/BALL LOST	37/22	40/22
TOUCHDOWNS	36	30
RUSHING	16	11
PASSING	16	17
RETURNS	4	2

SCORE BY PERIODS	Q1	Q2	Q3	Q4	OT	PTS
EAGLES	41	84	36	109	0	270
OPPONENTS	81	71	54	44	0	250

PASSING	ATT	CMP	Yds	CMP%	Yd/At	TD	TD%	INT	INT%	LONG	SACKS	RATING
JAWORSKI	398	206	2487	51.8	6.25	16	4.0	16	2.5	567	41/288	67.9
EGLS	1	1	-2	100.0	-2.00	0	0.0	0	0.0	-2	0/0	79.2
SCIARRA	1	0	0	0.0	0.00	0	0.0	0	0.0	0	0/0	39.6
WALTON	1	0	0	0.0	0.00	0	0.0	0	0.0	0	0/0	39.6
EAGLES	401	207	2485	51.6	6.20	16	4.0	16	4.0	567	41/288	67.6
OPPONENTS	448	228	2986	50.9	6.67	17	3.8	28	6.3	587	29/213	58.9

RUSHING	NO.	YDS	AVG	LONG	TD
MONTGOMERY	259	1220	4.7	47	9
HOGAN	145	607	4.2	33	4
CAMPFIELD	61	247	4.1	50	0
FRANKLIN	60	167	2.8	9	0
JAWORSKI	30	79	2.6	15	0
BETTERSORE	11	32	2.9	5	0
LEMASTER	2	29	14.5	23	0
CARMICHAEL	1	21	21.0	21	0
PAYNE	1	17	17.0	17	0
ENGLES	1	16	16.0	16	0
SCIARRA	8	11	1.4	4	2
GIAMMONA	4	6	1.5	3	0
BARNES	1	4	4.0	4	1
WALTON	2	0	0.0	0	0
MICHEL	1	0	0.0	0	0
EAGLES	587	2456	4.2	50	16
OPPONENTS	504	1862	3.7	24	11

RECEIVING	NO.	YDS	AVG	LONG	TD
CARMICHAEL	55	1072	19.5	567	8
MONTGOMERY	34	195	5.7	23	1
HOGAN	31	164	5.3	16	1
KREPFLE	26	374	14.4	34	3
CAMPFIELD	15	101	6.7	25	0
PAYNE	13	238	15.9	50	1
OSBORNE	13	145	11.2	48	0
SMITH	11	142	12.9	27	2
FRANKLIN	7	46	6.6	15	0
BETTERSORE	2	8	4.0	5	0
EAGLES	207	2485	12.0	567	16
OPPONENTS	228	2986	13.1	587	17

INT'S	NO.	YDS	AVG	LONG	TD
EDWARDS	7	59	8.4	25	0
SANDERS	5	43	8.6	24	1
BERGEY	4	70	17.5	50	0
LEMASTER	3	22	7.3	9	1
HOWARD	3	15	5.0	15	0
LOGAN	2	15	7.5	9	0
SCIARRA	1	21	21.0	21	0
HAIRSTON	1	12	12.0	12	0
BUNTING	1	9	9.0	9	0
MAHALIC	1	5	5.0	5	0
EAGLES	28	271	9.7	50	2
OPPONENTS	16	131	8.1	34	0

PUNTING	NO.	YDS	AVG	TB	IN	LG	B
MICHEL	58	2078	35.8	NA	11	52	NA
ENGLES	33	1307	39.6	NA	8	53	NA
EAGLES	92	3385	36.8	NA	20	53	NA
OPPONENTS	83	3245	39.1	NA	14	66	NA

PUNT RETURNS	RET	FC	YDS	AVG	LG	TD
SCIARRA	37	9	251	6.8	23	0
HENRY	11	1	165	15.0	15	1
GIAMMONA	0	1	0	0.0	0	0
EAGLES	48	11	416	8.7	57	1
OPPONENTS	47	12	354	7.5	80	1

KICKOFF RETURNS	NO.	YDS	AVG	LG	TD
CAMPFIELD	18	368	20.4	31	0
GIAMMONA	12	245	20.4	31	0
BETTERSORE	7	185	26.4	44	0
MONTGOMERY	6	154	25.7	34	0
LUSK	3	61	20.3	24	0
HENRY	3	54	18.0	24	0
TAUTOLO	3	45	15.0	24	0
BARNES	2	22	11.0	18	0
SCIARRA	1	0	0.0	0	0
EAGLES	55	1134	20.6	44	0
OPPONENTS	56	1154	20.6	41	0

SCORING	TD	RU	PA	RT	PAT	FG	S	PTS
MONTGOMERY	10	9	1	0				60
CARMICHAEL	8	0	8	0				48
MIKE-MAYER	0	0	0	0	21-24	8-17		45
HOGAN	5	4	1	0				30
KREPFLE	3	0	3	0				18
SCIARRA	2	2	0	0				12
C.SMITH	2	0	2	0				12
MICHEL	0	0	0	0	9-12	0-0		9
BARNES	1	1	0	0				6
EDWARDS	1	0	0	1				6
HENRY	1	0	0	1				6
LEMASTER	1	0	0	1				6
PAYNE	1	0	1	0				6
SANDERS	1	0	0	1				6
EAGLES	36	16	16	4	30-36	8-17	0	270
OPP.	30	11	17	2	28-30	14-26	0	250

SACKS: EAGLES 29.0, OPPONENTS 41.0

USUAL STARTERS

WR	HAROLD CARMICHAEL	LDE	MANNY SISTRUNK
LT	STAN WALTERS	NT	CHARLIE JOHNSON
LG	WADE KEY	RDE	CARL HAIRSTON
C	GUY MORRIS	LLB	REGGIE WILKES
RG	WOODY PEOPLES	ILB	BILL BERGEY
RT	JERRY SISEMORE	ILB	FRANK LEMASTER
TE	KEITH KREPFLE	RLB	DREW MAHALIC
WR	KEN PAYNE (9)	LCB	JOHN OUTLAW (8)
	CHARLES SMITH (6)		BOB HOWARD (6)
QB	RON JAWORSKI	RCB	HERMAN EDWARDS
RB	WILBERT MONTGOMERY	SS	RANDY LOGAN
RB	MIKE HOGAN	FS	JOHN SANDERS

PRO BOWL SELECTIONS: LB BILL BERGEY, WR HAROLD CARMICHAEL, RB WILBERT MONTGOMERY, LT STAN WALTERS



1979

PHILADELPHIA EAGLES STATISTICS



RECORD: 11-5, 2ND IN NFC EAST
HEAD COACH: DICK VERMEIL

DATE	W/L	SCORE	OPPONENT	ATT.
S-02	W	23-17	NY GIANTS	67,366
S-10	L	10-14	ATLANTA	66,935
S-16	W	26-14	AT NEW ORLEANS	54,212
S-23	W	17-13	AT NY GIANTS	74,265
S-30	W	17-14	PITTSBURGH	70,352
O-07	W	28-17	WASHINGTON	69,142
O-14	W	24-20	AT ST. LOUIS	48,367
O-21	L	7-17	AT WASHINGTON	54,442
O-28	L	13-37	AT CINCINNATI	42,036
N-04	L	19-24	CLEVELAND	69,019
N-12	W	31-21	AT DALLAS	62,417
N-18	W	16-13	ST. LOUIS	70,235
N-25	W	21-10	AT GREEN BAY	50,023
D-02	W	44-7	DETROIT	66,128
D-08	L	17-24	DALLAS	71,434
D-16	W	26-20	AT HOUSTON	49,407
NFC WILD CARD				
D-23	W	27-17	CHICAGO	69,397
NFC DIVISIONAL PLAYOFF				
D-29	L	17-24	AT TAMPA BAY	71,402

TEAM STATISTICS	EAGLES	OPP.
TOTAL FIRST DOWNS	292	273
RUSHING	122	128
PASSING	150	125
PENALTY	20	20
3RD DOWN: MADE/ATT	91/225	104/239
3RD DOWN PCT.	40.4	43.5
4TH DOWN: MADE/ATT	NA	NA
4TH DOWN PCT.	NA	NA
POSSESSION AVG.	NA	NA
TOTAL NET YARDS	5031	4745
AVG. PER GAME	314.7	296.6
TOTAL PLAYS	1011	1019
AVG. PER PLAY	5.0	4.7
NET YARDS RUSHING	2421	2271
AVG. PER GAME	151.3	141.9
TOTAL RUSHES	567	515
NET YARDS PASSING	2610	2474
AVG. PER GAME	163.4	154.6
SACKED/YARDS LOST	34/272	45/324
GROSS YARDS	2882	2798
ATT./COMPLETIONS	410/209	459/243
COMPLETION PCT.	51.0	52.9
HAD INTERCEPTED	13	22
PUNTS/AVERAGE	76/38.9	85/39.9
NET PUNTING AVG.	34.7	33.5
PENALTIES/YARDS	90/689	86/641
FUMBLES/BALL LOST	37/16	20/11
TOUCHDOWNS	39	34
RUSHING	17	16
PASSING	21	18
RETURNS	1	0

SCORE BY PERIODS	Q1	Q2	Q3	Q4	OT	PTS
EAGLES	58	122	86	73	0	339
OPPONENTS	53	67	52	110	0	282

PASSING	ATT	CMP	Yds	CMP%	Yd/At	TD	TD%	INT	INT%	LONG	SACKS	RATING
JAWORSKI	374	190	2669	50.8	7.14	18	4.8	12	3.2	53†	NA	76.8
WALTON	36	19	213	52.8	5.92	3	8.3	1	2.8	31	NA	86.9
EAGLES	410	209	2882	51.0	7.03	21	5.1	13	3.2	53†	34/272	77.7
OPPONENTS	459	243	2798	52.9	6.10	18	3.9	23	5.0	78	45/324	63.8

RUSHING	NO.	YDS	AVG	LONG	TD
MONTGOMERY	338	1512	4.5	62†	9
HARRIS	107	504	4.7	80	2
CAMPFIELD	30	165	5.5	40	3
JAWORSKI	43	119	2.8	21	2
BARNES	25	74	3.0	21	1
GIAMMONA	15	38	2.5	9	0
LEMASTER	1	15	15.0	15	0
CARMICHAEL	1	0	0.0	0	0
CARR	1	-1	-1.0	-1	0
WALTON	6	-5	-0.8	2	0
EAGLES	567	2421	4.3	80	17
OPPONENTS	515	2271	4.4	75	16

RECEIVING	NO.	YDS	AVG	LONG	TD
CARMICHAEL	52	872	16.8	50	11
KREFFLE	41	760	18.5	45	3
MONTGOMERY	41	494	12.0	53†	5
SMITH	24	399	16.6	39	1
HARRIS	22	107	4.9	15	0
CAMPFIELD	16	115	7.2	17	0
FITZKEE	8	105	13.1	19	1
SPAGNOLA	2	24	12.0	14	0
BARNES	1	6	6.0	6	0
CARR	1	2	2.0	2	0
MCRAE	1	-2	-2.0	-2	0
EAGLES	209	2882	13.8	53†	21
OPPONENTS	243	2798	11.5	78†	18

INT'S	NO.	YDS	AVG	LONG	TD
WILSON	4	70	17.5	50	0
LOGAN	3	57	19.0	35	0
HOWARD	3	34	11.3	34	0
EDWARDS	3	6	2.0	6	0
SCIARRA	2	45	22.5	34	0
CHESLEY	2	39	19.5	25	0
BUNTING	2	13	6.5	13	0
WILKES	2	0	0.0	0	0
BERGEY	1	0	0.0	0	0
EAGLES	22	264	12.0	50	0
OPPONENTS	13	132	10.2	23	0

PUNTING	NO.	YDS	AVG	TB	IN	LG	B
RUNAGER	74	2927	39.6	NA	14	57	1
FRANKLIN	1	32	32.0	NA	1	32	0
EAGLES	76	2959	38.9	NA	15	57	1
OPPONENTS	85	3392	39.9	NA	12	62	NA

PUNT RETURNS	RET	FC	YDS	AVG	LG	TD
HENRY	35	7	320	9.1	34	0
SCIARRA	16	0	182	11.4	38	0
GIAMMONA	5	0	42	8.4	14	0
BLACKMORE	1	1	0	0.0	0	0
EAGLES	57	8	544	9.5	38	0
OPPONENTS	34	10	200	5.9	24	0

KICKOFF RETURNS	NO.	YDS	AVG	LG	TD
HENRY	28	668	23.9	53	0
GIAMMONA	15	294	19.6	31	0
CAMPFIELD	7	251	35.9	92†	1
WILSON	2	0	0.0	0	0
BARNES	1	23	23.0	23	0
LATIMER	1	18	18.0	18	0
MONTGOMERY	1	6	6.0	6	0
SMITH	1	1	1.0	1	0
EAGLES	56	1261	22.5	92†	1
OPPONENTS	69	1267	18.4	38	0

SCORING	TD	RU	PA	RT	PAT	FG	S	PTS
FRANKLIN	0	0	0	0	36-39	23-31	0	105
MONTGOMERY	14	9	5	0			0	84
CARMICHAEL	11	0	11	0			0	66
CAMPFIELD	3	3	0	1			0	24
KREFFLE	3	0	3	0			0	18
HARRIS	2	2	0	0			0	12
JAWORSKI	2	2	0	0			0	12
BARNES	1	1	0	0			0	6
FITZKEE	1	0	1	0			0	6
SMITH	1	0	1	0			0	6
EAGLES	39	17	21	1	36-39	23-31	0	339
Opp.	34	16	18	0	33-34	15-23	0	282

SACKS: EAGLES 45.0, OPPONENTS 34.0

USUAL STARTERS			
WR HAROLD CARMICHAEL	LDE CLAUDE HUMPHREY	NT CHARLIE JOHNSON	
LT STAN WALTERS	RDE CARL HAIRSTON	LLB JOHN BUNTING	
LG WADE KEY	ILB TERRY TAUTOLO (8)	JERRY ROBINSON (5)	
C GUY MORRIS	ILB FRANK LEMASTER	RLB REGGIE WILKES	
RG WOODY PEOPLES	LCB BOB HOWARD	RCB HERMAN EDWARDS	
RT JERRY SISEMORE	SS RANDY LOGAN	FS BRENARD WILSON	
TE KEITH KREFFLE			
WR CHARLES SMITH			
QB RON JAWORSKI			
RB WILBERT MONTGOMERY			
RB LEROY HARRIS			

PRO BOWL SELECTIONS: WR HAROLD CARMICHAEL, KR WALLY HENRY, NT CHARLIE JOHNSON, SS RANDY LOGAN, RB WILBERT MONTGOMERY, RT JERRY SISEMORE, LT STAN WALTERS



1980

PHILADELPHIA EAGLES STATISTICS



RECORD: 12-4, 1ST IN NFC EAST
HEAD COACH: DICK VERMEIL

DATE	W/L	SCORE	OPPONENT	ATT.
S-07	W	27-6	DENVER	70,307
S-14	W	42-7	AT MINNESOTA	46,460
S-22	W	35-3	NY GIANTS	70,767
S-28	L	14-24	AT ST. LOUIS	49,079
O-05	W	24-14	WASHINGTON	69,044
O-12	W	31-16	AT NY GIANTS	71,051
O-19	W	17-10	DALLAS	70,696
O-26	W	17-14	CHICAGO	68,752
N-02	W	27-20	AT SEATTLE	61,046
N-09	W	34-21	AT NEW ORLEANS	44,340
N-16	W	24-0	AT WASHINGTON	51,897
N-23	W	10-7	OAKLAND	68,585
N-30	L	21-22	AT SAN DIEGO	51,760
D-07	L	17-20	ATLANTA	70,205
D-14	W	17-3	ST. LOUIS	68,969
D-21	L	27-35	AT DALLAS	62,548

NFC DIVISIONAL PLAYOFF				
J-03	W	31-16	MINNESOTA	68,434
NFC CHAMPIONSHIP GAME				
J-11	W	20-7	DALLAS	70,696
SUPER BOWL XVI (AT NEW ORLEANS)				
J-25	L	10-27	OAKLAND	75,500

TEAM STATISTICS	EAGLES	OPP.
TOTAL FIRST DOWNS	326	270
RUSHING	118	87
PASSING	186	157
PENALTY	22	26
3RD DOWN MADE/ATT	89/217	84/245
3RD DOWN PCT.	41.0	34.3
4TH DOWN MADE/ATT	NA	NA
4TH DOWN PCT.	NA	NA
POSSESSION AVG.	NA	NA
TOTAL NET YARDS	5519	4428
AVG. PER GAME	344.9	276.8
TOTAL PLAYS	1037	1032
AVG. PER PLAY	5.3	4.3
NET YARDS RUSHING	1995	1603
AVG. PER GAME	124.7	100.1
TOTAL RUSHES	528	445
NET YARDS PASSING	3524	2825
AVG. PER GAME	220.3	176.6
SACKED/YARDS LOST	33/247	44/355
GROSS YARDS	3771	3180
ATT./COMPLETIONS	477/275	543/265
COMPLETION PCT.	57.7	48.8
HAD INTERCEPTED	12	25
PUNTS/AVERAGE	76/38.8	89/41.3
NET PUNTING AVG.	33.7	33.2
PENALTIES/YARDS	96/809	87/749
FUMBLES/BALL LOST	29/16	28/11
TOUCHDOWNS	48	26
RUSHING	19	8
PASSING	28	16
RETURNS	1	2

PASSING	ATT	CMP	YDS	CMP%	YD/AT	TD	TD%	INT	INT%	LONG	SACKS	RATING
JAWORSKI	451	257	3529	57.0	7.82	27	6.0	12	2.7	56T	NA	91.0
PISARCIC	22	15	187	68.2	8.50	0	0.0	0	0.0	46	NA	94.3
GIAMMONA	3	3	55	100.0	18.33	1	33.3	0	0.0	27	NA	158.3
MONTGOMERY	1	0	0	0.0	0.00	0	0.0	0	0.0	0	NA	39.6
EAGLES	477	275	3771	57.7	7.91	28	5.9	12	2.5	56T	33/247	92.1
OPPONENTS	543	265	3180	48.8	5.86	16	2.9	25	4.6	86T	44/355	57.8

RUSHING	NO.	YDS	AVG	LONG	TD
MONTGOMERY	193	778	4.0	72T	8
GIAMMONA	98	361	3.7	44	4
L.HARRIS	104	330	3.2	22	3
HARRINGTON	32	166	5.2	29T	2
CAMPFIELD	44	120	2.7	19	1
JAWORSKI	27	95	3.5	19	1
HOGAN	12	44	3.7	12	1
C.SMITH	5	33	6.6	16	0
LEMASTER	2	21	10.5	11	0
FITZKEE	1	15	15.0	15	0
SCIARRA	3	11	3.7	9	0
DIXON	2	8	0.3	0	0
CULBREATH	1	3	0.3	3	0
PISARCIC	3	-3	-1.0	-3	0
EAGLES	528	1995	3.8	72T	20
OPPONENTS	445	1603	3.6	37T	8

RECEIVING	NO.	YDS	AVG	LONG	TD
MONTGOMERY	50	407	8.1	46	2
CARMICHAEL	48	815	17.0	56T	9
C.SMITH	47	825	17.6	31	3
KREFFLE	30	450	15.0	27	4
CAMPFIELD	26	275	10.6	50	2
SPAGNOLA	18	193	10.7	20	3
GIAMMONA	17	178	10.4	30	1
L.HARRIS	15	207	13.8	51	1
PARKER	9	148	16.4	30	1
FITZKEE	6	169	28.2	45T	2
HENRY	4	68	17.0	20	0
HARRINGTON	3	24	8.0	17	0
GILBERT	1	7	7.0	7	0
DIXON	1	5	5.0	5	0
EAGLES	275	3771	13.7	56T	28
OPPONENTS	265	3180	12.0	86T	16

INT'S	NO.	YDS	AVG	LONG	TD
WILSON	6	79	13.2	41	0
YOUNG	4	27	6.8	26	0
EDWARDS	3	12	4.0	9	0
JOHNSON	3	9	3.0	9	0
ROBINSON	2	13	6.5	13	0
BLACKMORE	2	0	0.0	0	0
LOGAN	1	16	16.0	16	0
BERGEY	1	7	0.0	7	0
LEMASTER	1	7	0.0	7	0
HAIRSTON	1	0	0.0	0	0
WILKES	1	0	0.0	0	0
EAGLES	25	170	6.9	41	0
OPPONENTS	12	220	18.3	70T	1

PUNTING	NO.	YDS	AVG	TB	IN	LG	B
RUNAGER	75	2947	39.3	NA	17	58	1
EAGLES	76	2947	38.8	NA	17	58	1
OPPONENTS	89	3673	41.3	NA	10	62	NA

PUNT RETURNS	RET	FC	YDS	AVG	LG	TD
SCIARRA	36	1	330	9.2	32	0
HENRY	26	1	222	8.5	30	0
GIAMMONA	1	0	8	8.0	8	0
EAGLES	63	2	560	8.9	32	0
OPPONENTS	35	9	224	6.4	21	0

KICKOFF RETURNS	NO.	YDS	AVG	LG	TD
CAMPFIELD	26	540	20.8	33	0
HENRY	7	154	22.0	39	0
GIAMMONA	7	82	11.7	16	0
HARRINGTON	6	104	17.3	30	0
DIXON	2	30	15.0	15	0
MONTGOMERY	1	23	23.0	23	0
BLUE	1	16	16.0	16	0
R.BAKER	1	6	6.0	6	0
CLARKE	1	0	0.0	0	0
SPAGNOLA	1	0	0.0	0	0
EAGLES	53	955	18.0	39	0
OPPONENTS	69	1307	18.9	41	0

SCORING	TD	RU	PA	RT	PAT	FG	S	PTS
FRANKLIN	0	0	0	0	48-48	16-31	0	96
MONTGOMERY	10	8	2	0	0	0	0	60
CARMICHAEL	9	0	9	0	0	0	0	54
GIAMMONA	5	4	1	0	0	0	0	30
L.HARRIS	4	3	1	0	0	0	0	24
KREFFLE	4	0	4	0	0	0	0	24
CAMPFIELD	3	1	2	0	0	0	0	18
C.SMITH	3	0	3	0	0	0	0	18
SPAGNOLA	3	0	3	0	0	0	0	18
FITZKEE	2	0	2	0	0	0	0	12
HARRINGTON	1	1	0	0	0	0	0	6
HOGAN	1	1	0	0	0	0	0	6
JAWORSKI	1	1	0	0	0	0	0	6
PARKER	1	0	1	0	0	0	0	6
ROBINSON	1	0	1	0	0	0	0	6
EAGLES	48	19	28	1	48-48	16-31	0	384
Opp.	26	8	16	2	24-26	14-26	0	222

FGS	1-19	20-29	30-39	40-49	50+
FRANKLIN	4/4	2/5	7/11	2/8	1/3
EAGLES	4/4	2/5	7/11	2/8	1/3
OPPONENTS	0/0	7/7	4/4	4/11	0/1

SACKS: EAGLES 44.0, OPPONENTS 33.0

SCORE BY PERIODS	Q1	Q2	Q3	Q4	OT	PTS
EAGLES	56	102	96	130	0	384
OPPONENTS	63	60	55	44	0	222

USUAL STARTERS					
WR	HAROLD CARMICHAEL	LDE	DENNIS HARRISON		
LT	STAN WALTERS	NT	CHARLIE JOHNSON		
LG	PETE PEROT	RDE	CARL HAIRSTON		
C	GUY MORRIS	LLB	JOHN BUNTING		
RG	WOODY PEOPLES	ILB	BILL BERGEY		
RT	JERRY SISEMORE	ILB	FRANK LEMASTER		
TE	KEITH KREFFLE	RLB	JERRY ROBINSON		
WR	CHARLES SMITH	LCB	ROYNELL YOUNG		
QB	RON JAWORSKI	RCB	HERMAN EDWARDS		
RB	WILBERT HARRIS	SS	RANDY LOGAN		
RB	LEROY MONTGOMERY	FS	BRENARD WILSON		

PRO BOWL SELECTIONS: WR HAROLD CARMICHAEL, QB RON JAWORSKI, NT CHARLIE JOHNSON, SS RANDY LOGAN



1981 PHILADELPHIA EAGLES STATISTICS



RECORD: 10-6, 2ND IN NFC EAST
HEAD COACH: DICK VERMEIL

DATE	W/L	SCORE	OPPONENT	ATT.
S-06	W	24-10	AT NY GIANTS	72,459
S-13	W	13-3	NEW ENGLAND	71,089
S-17	W	20-14	AT BUFFALO	78,331
S-27	W	36-13	WASHINGTON	70,664
O-05	W	16-13	ATLANTA	71,488
O-11	W	31-14	AT NEW ORLEANS	52,728
O-18	L	23-35	AT MINNESOTA	45,459
O-25	W	20-10	TAMPA BAY	70,714
N-01	L	14-17	DALLAS	72,111
N-08	W	52-10	AT ST. LOUIS	48,421
N-15	W	38-13	BALTIMORE	68,613
N-22	L	10-20	NY GIANTS	66,327
N-30	L	10-13	AT MIAMI	67,797
D-06	L	13-15	AT WASHINGTON	52,206
D-13	L	10-21	AT DALLAS	64,955
D-20	W	38-0	ST. LOUIS	56,636
NFC WILD CARD				
D-27	L	21-27	NY GIANTS	71,611

TEAM STATISTICS	EAGLES	OPP.				
TOTAL FIRST DOWNS	332	266				
RUSHING	157	102				
PASSING	150	137				
PENALTY	25	27				
3RD DOWN: MADE/ATT.	95/214	101/236				
3RD DOWN PCT.	44.4	42.9				
4TH DOWN: MADE/ATT.	NA	NA				
4TH DOWN PCT.	NA	NA				
POSSESSION AVG.	NA	NA				
TOTAL NET YARDS	5553	4447				
AVG. PER GAME	347.1	277.9				
TOTAL PLAYS	1058	1023				
AVG. PER PLAY	5.2	4.3				
NET YARDS RUSHING	2509	1751				
AVG. PER GAME	156.8	109.4				
TOTAL RUSHES	559	476				
NET YARDS PASSING	3044	2696				
AVG. PER GAME	190.3	168.5				
SACKED/YARDS LOST	22/205	40/354				
GROSS YARDS	3249	3050				
ATT./COMPLETIONS	476/258	507/248				
COMPLETION PCT.	54.2	48.9				
HAD INTERCEPTED	22	26				
PUNTS/AVERAGE	64/40.3	76/40.7				
NET PUNTING AVG.	34.6	33.8				
PENALTIES/YARDS	113/855	90/798				
FUMBLES/BALL LOST	33/17	40/21				
TOUCHDOWNS	44	26				
RUSHING	17	11				
PASSING	25	12				
RETURNS	2	3				
SCORE BY PERIODS						
EAGLES	Q1	Q2	Q3	Q4	OT	PTS
	71	125	82	90	0	368
OPPONENTS	42	64	24	91	0	221

RUSHING	NO.	YDS	AVG	LONG	TD
MONTGOMERY	286	1402	4.9	41	8
OLIVER	74	329	4.4	39	1
HARRINGTON	34	140	4.1	16	2
MURRAY	23	134	5.8	20	0
JAWORSKI	22	128	5.8	26	0
RUSSELL	41	123	3.0	17	4
CAMPFIELD	31	115	3.7	13	1
GIAMMONA	33	98	3.0	9	1
ATKINS	1	21	21.0	21	0
LEMASTER	1	7	7.0	7	0
R.SMITH	1	7	7.0	7	0
C.SMITH	2	5	2.5	5	0
CARMICHAEL	1	1	1.0	1	0
PISARCIC	7	1	0.1	10	0
SCIARRA	1	0	0.0	0	0
HENRY	1	-2	-2.0	-2	0
EAGLES	559	2509	4.5	41	17
OPPONENTS	476	1751	3.7	73	11

RECEIVING	NO.	YDS	AVG	LONG	TD
CARMICHAEL	61	1028	16.9	85T	6
MONTGOMERY	49	491	10.0	35T	2
C.SMITH	38	564	14.8	32	4
CAMPFIELD	36	326	9.1	29T	3
KREPFLE	20	210	10.5	26	5
OLIVER	10	37	3.7	27	0
HENRY	9	145	16.1	44T	2
HARRINGTON	9	27	3.0	12	0
PARKER	8	168	21.0	55T	2
SPAGNOLA	6	83	13.8	28	0
GIAMMONA	6	54	9.0	19	1
R.SMITH	4	84	21.0	42	0
MURRAY	1	7	7.0	7	0
RUSSELL	1	-5	-5.0	-5	0
EAGLES	258	3249	12.6	85T	25
OPPONENTS	248	3050	12.3	50T	12

INT'S	NO.	YDS	AVG	LONG	TD
WILSON	5	74	14.8	26	0
YOUNG	4	35	8.8	33	0
EDWARDS	3	1	0.3	1	0
CHESLEY	2	66	33.0	35	0
BLACKMORE	2	43	21.5	25	0
LEMASTER	2	28	14.0	22	0
WILKES	2	18	9.0	11	0
LOGAN	2	-1	-0.5	-1	0
ROBINSON	1	3	3.0	3	0
JOHNSON	1	0	0.0	0	0
PHILLIPS	1	0	0.0	0	0
SCIARRA	1	0	0.0	0	0
EAGLES	26	270	10.4	35	0
OPPONENTS	22	357	16.2	52T	2

PUNTING	NO.	YDS	AVG	TB	IN	LG	B
RUNAGER	63	2567	40.7	NA	18	64	NA
FRANKLIN	1	13	13.0	NA	0	13	NA
EAGLES	64	2580	40.3	NA	18	64	NA
OPPONENTS	76	3092	40.7	NA	14	75	NA

PUNT RETURNS	RET	FC	YDS	AVG	LG	TD
HENRY	54	8	396	7.3	52	0
SCIARRA	4	0	26	6.5	10	0
EAGLES	58	8	422	7.3	52	0
OPPONENTS	34	1	246	7.2	21	0

KICKOFF RETURNS	NO.	YDS	AVG	LG	TD
HENRY	25	533	21.3	43	0
CAMPFIELD	12	223	18.6	32	0
RUSSELL	2	28	14.0	20	0
GIAMMONA	1	19	19.0	19	0
ATKINS	1	15	15.0	15	0
MURRAY	1	14	14.0	14	0
CLARKE	1	0	0.0	0	0
EAGLES	43	832	19.3	43	0
OPPONENTS	60	1304	21.7	57	0

SCORING	TD	RU	PA	RT	PAT	FG	S	PTS
FRANKLIN	0	0	0	0	41-43	20-31	0	101
MONTGOMERY	10	8	2	0	0	0	0	60
CARMICHAEL	6	0	6	0	0	0	0	36
KREPFLE	5	0	5	0	0	0	0	30
CAMPFIELD	4	1	3	0	0	0	0	24
RUSSELL	4	0	0	0	0	0	0	24
C.SMITH	4	0	0	0	0	0	0	24
GIAMMONA	2	1	1	0	0	0	0	12
HARRINGTON	2	2	0	0	0	0	0	12
HENRY	2	2	0	0	0	0	0	12
PARKER	2	0	2	0	0	0	0	12
G.BROWN	1	0	1	0	0	0	0	6
LEMASTER	1	0	1	0	0	0	0	6
OLIVER	1	1	0	0	0	0	0	6
CLARKE	0	0	0	0	0	1-1	0-0	1
WILKES	0	0	0	0	0	0	0	0
EAGLES	44	17	25	2	42-44	20-31	0	368
OPP.	26	11	12	3	23-26	14-28	0	221

FGs	1-9	20-29	30-39	40-49	50+
FRANKLIN	0/0	5/5	7/9	7/13	1/4
EAGLES	0/0	5/5	7/9	7/13	1/4
OPPONENTS	1/2	5/6	4/6	4/13	0/1

SACKS: EAGLES 40.0, OPPONENTS 22.0

USUAL STARTERS			
WR	HAROLD CARMICHAEL	LDE	DENNIS HARRISON
LT	STAN WALTERS	NT	CHARLIE JOHNSON
LG	STEVE KENNEY	RDE	CARL HAIRSTON
C	GUY MORRIS	LLB	JOHN BUNTING (8)
RG	RON BAKER	RE	REGGIE WILKES (8)
RT	JERRY SISEMORE	ILB	AL CHESLEY
TE	KEITH KREPFLE	ILB	FRANK LEMASTER
WR	CHARLES SMITH	RLB	JERRY ROBINSON
QB	RON JAWORSKI	LCB	ROYNELL YOUNG
RB	WILBERT MONTGOMERY	RCB	HERMAN EDWARDS
RB	HUBIE OLIVER	SS	RANDY LOGAN
		FS	BRENNARD WILSON

PRO BOWL SELECTIONS: NT CHARLIE JOHNSON, LB FRANK LEMASTER, LB JERRY ROBINSON, RT JERRY SISEMORE, CB ROYNELL YOUNG

PASSING	ATT	CMP	YDS	CMP%	Yd/At	TD	TD%	INT	INT%	LONG	SACKS	RATING
JAWORSKI	461	250	3095	54.2	6.71	23	5.0	20	4.3	85T	NA	73.8
PISARCIC	15	8	154	53.3	10.27	2	13.3	2	13.3	44T	NA	89.3
EAGLES	476	258	3249	54.2	6.83	25	5.3	22	4.6	85T	22/205	73.9
OPPONENTS	507	248	3050	48.9	6.02	12	2.4	26	5.1	50T	40/354	54.4



1982

PHILADELPHIA EAGLES STATISTICS



RECORD: 3-6, 13TH IN NFC
HEAD COACH: DICK VERMEIL

DATE	W/L	SCORE	OPPONENT	ATT.
S-12	L	34-37	AT WASHINGTON	68,885
S-19	W	24-21	AT CLEVELAND	78,830
N-21	L	14-18	CINCINNATI	65,172
N-28	L	9-13	AT WASHINGTON	48,313
D-05	L	20-23	ST. LOUIS	63,622
D-11	L	7-23	AT NY GIANTS	66,053
D-19	W	35-14	HOUSTON	44,119
D-26	W	24-20	AT DALLAS	46,199
J-02	L	24-26	NY GIANTS	55,797

Note: As a result of a 57-day NFL players' strike, the NFL schedule was reduced from 16 weeks to 9 weeks.

RUSHING	NO.	YDS	AVG	LONG	TD
MONTGOMERY	114	515	4.5	90†	7
HARRINGTON	56	231	4.1	37	1
L.HARRIS	17	39	2.3	14	2
GIAMMONA	11	29	2.6	8	1
JAWORSKI	10	9	0.9	6	0
HOOPER	1	5	5.0	5	0
CAMPFIELD	1	2	2.0	2	0
LEMASTER	1	-2	-2.0	-2	0
EAGLES	211	828	3.9	90†	11
OPPONENTS	299	1031	3.4	32	5

RECEIVING	NO.	YDS	AVG	LONG	TD
CARMICHAEL	35	540	15.4	44†	4
R.SMITH	34	475	14.0	41†	1
SPAGNOLA	26	313	12.0	57	2
MONTGOMERY	20	258	12.9	42†	2
CAMPFIELD	14	141	10.1	24	1
HARRINGTON	13	74	5.7	18	0
QUICK	10	156	15.6	49†	1
GIAMMONA	8	67	8.4	16	0
KAB	4	35	8.8	13	1
L.HARRIS	3	17	5.6	9	0
SAMPLETON	1	24	24.0	24	0
EAGLES	168	2100	12.5	57	12
OPPONENTS	168	2136	12.7	78†	14

INT'S	NO.	YDS	AVG	LONG	TD
EDWARDS	5	3	0.6	3	0
YOUNG	4	3	0.8	3	0
J.ROBINSON	3	19	6.3	12	0
BLACKMORE	1	20	20.0	20†	1
BUNTING	1	0	0.0	0	0
WILSON	1	0	0.0	0	0
EAGLES	15	45	3.0	20†	1
OPPONENTS	13	87	6.7	37	0

PUNTING	NO.	YDS	AVG	TB	IN	LG	B
RUNAGER	44	1784	40.5	1	8	53	0
EAGLES	44	1784	40.5	1	8	53	0
OPPONENTS	38	1398	36.8	1	8	55	0

PUNT RETURNS	RET	FC	YDS	AVG	LG	TD
HENRY	20	2	103	5.2	11	0
SCIARRA	2	2	5	2.5	5	0
GIAMMONA	0	1	0	0.0	0	0
EAGLES	22	5	108	4.9	11	0
OPPONENTS	31	0	316	10.2	33	0

KICKOFF RETURNS	NO.	YDS	AVG	LG	TD
HENRY	24	541	22.5	44	0
HOOPER	7	113	16.1	43	0
MURRAY	3	42	14.0	16	0
CAMPFIELD	2	30	15.0	16	0
SLATER	2	30	15.0	15	0
MONTGOMERY	1	12	12.0	12	0
EAGLES	39	768	19.7	44	0
OPPONENTS	39	885	22.7	58	0

SCORING	TD	RU	PA	RT	PAT	FG	S	PTS
MONTGOMERY	9	7	2	0				54
FRANKLIN	0	0	0	0	23-25	6-9	0	41
CARMICHAEL	4	0	4	0				24
L.HARRIS	2	2	0	0				12
SPAGNOLA	2	0	2	0				12
BLACKMORE	1	0	1	0				6
G.BROWN	1	0	1	0				6
CAMPFIELD	1	0	1	0				6
GIAMMONA	1	1	0	0				6
HARRINGTON	1	1	0	0				6
KAB	1	0	1	0				6
QUICK	1	0	1	0				6
R.SMITH	1	0	1	0				6
EAGLES	25	11	12	2	23-25	6-9	0	191
Opp.	19	5	14	0	19-19	20-22	0	195

FGs	1-19	20-29	30-39	40-49	50+
FRANKLIN	0/0	1/1	1/2	4/5	0/1
EAGLES	0/0	1/1	1/2	4/5	0/1
OPPONENTS	2/2	6/6	7/8	5/6	0/0

FRANKLIN: (44G,44G) (47G) (44N) (52N,41G) (54N) (1) (22G) (35G)

SACKS: HARRISON 10.5, CLARKE 4.5, HAIRSTON 4.0, G.BROWN 4.0, BUNTING 3.0, LEMASTER 2.0, J.ROBINSON 1.0, WILKES 1.0, EAGLES 30.0, OPPONENTS 31.0

LEADING TACKLERS: J.ROBINSON 95, CLARKE 85, HARRISON 66, LEMASTER 62, HAIRSTON 60, BUNTING 55, WILSON 43, WILKES 42, LOGAN 24, YOUNG 21

USUAL STARTERS

WR HAROLD CARMICHAEL	LDE DENNIS HARRISON
LT STAN WALTERS	NT KEN CLARKE
LG STEVE KENNY	RDE CARL HAIRSTON
C GUY MORRIS	LLB JOHN BUNTING
RG RON BAKER	ILB JERRY ROBINSON
RT JERRY SISEMORE	ILB FRANK LEMASTER
TE JOHN SPAGNOLA	RLB REGGIE WILKES
WR RON SMITH	LCB ROYNELL YOUNG
QB RON JAWORSKI	RCB HERMAN EDWARDS
RB WILBERT MONTGOMERY	SS RANDY LOGAN
FB PERRY HARRINGTON	FS BERNARD WILSON

PRO BOWL SELECTIONS: DE DENNIS HARRISON

TEAM STATISTICS	EAGLES	OPP.
TOTAL FIRST DOWNS	157	177
RUSHING	48	68
PASSING	100	100
PENALTY	9	9
3RD DOWN: MADE/ATT	32/106	61/140
3RD DOWN PCT.	30.2	43.6
4TH DOWN: MADE/ATT	7/11	2/4
4TH DOWN PCT.	63.6	50.0
POSSESSION AVG.	NA	NA
TOTAL NET YARDS	2685	2938
AVG. PER GAME	298.3	326.4
TOTAL PLAYS	531	614
AVG. PER PLAY	5.1	4.8
NET YARDS RUSHING	828	1031
AVG. PER GAME	92.1	114.6
TOTAL RUSHES	211	299
NET YARDS PASSING	1856	1907
AVG. PER GAME	206.2	211.9
SACKED/YARDS LOST	31/244	30/229
GROSS YARDS	2100	2136
ATT./COMPLETIONS	288/168	285/168
COMPLETION PCT.	58.3	58.9
HAD INTERCEPTED	13	15
PUNTS/AVERAGE	44/40.5	38/36.8
NET PUNTING AVG.	32.9	33.4
PENALTIES/YARDS	38/253	45/341
FUMBLE/BALL LOST	26/10	21/12
TOUCHDOWNS	25	19
RUSHING	11	5
PASSING	12	14
RETURNS	2	0

SCORE BY PERIODS	Q1	Q2	Q3	Q4	OT	PTS
EAGLES	45	34	36	76	0	191
OPPONENTS	36	76	30	50	3	195

PASSING	ATT	CMP	YDS	CMP%	YD/AT	TD	TD%	INT	INT%	LONG	SACKS	RATING
JAWORSKI	286	167	2076	58.4	7.30	12	4.2	12	4.2	57	31/244	77.5
PI SARCIK	1	1	24	100.0	24.00	0	0.0	0	0.0	24	0/0	118.8
GIAMMONA	1	0	0	0.0	0.00	0	0.0	1	100.0	0	0/0	0.0
EAGLES	288	168	2100	58.3	7.30	12	4.2	13	4.5	57	31/244	76.2
OPPONENTS	285	168	2136	58.9	7.50	14	4.9	15	5.3	78†	30/229	76.9



1983

PHILADELPHIA EAGLES STATISTICS



RECORD: 5-11, 4TH IN NFC EAST
HEAD COACH: MARION CAMPBELL

DATE	W/L	SCORE	OPPONENT	ATT.
S-03	W	22-17	AT SAN FRANCISCO	55,775
S-11	L	13-23	WASHINGTON	69,542
S-18	W	13-10	AT DENVER	74,202
S-25	L	11-14	St. LOUIS	64,465
O-02	W	28-24	AT ATLANTA	50,621
O-09	W	17-13	AT NY GIANTS	73,291
O-16	L	7-37	AT DALLAS	63,070
O-23	L	6-7	CHICAGO	45,263
O-30	L	21-22	BALTIMORE	59,150
N-06	L	20-27	DALLAS	71,236
N-13	L	14-17	AT CHICAGO	47,524
N-20	L	0-23	NY GIANTS	57,977
N-27	L	24-28	AT WASHINGTON	54,324
D-04	W	13-9	LA RAMS	32,867
D-11	L	17-20	OT NEW ORLEANS	45,182
D-18	L	7-31	AT St. LOUIS	21,902

TEAM STATISTICS	EAGLES	OPP.
TOTAL FIRST DOWNS	253	310
RUSHING	91	144
PASSING	150	149
PENALTY	12	17
3rd DOWN: MADE/ATT	68/203	101/245
3rd DOWN PCT.	33.5	41.2
4TH DOWN: MADE/ATT	6/11	11/16
4TH DOWN PCT.	54.5	68.8
POSSESSION AVG.	NA	NA
TOTAL NET YARDS	4534	5447
AVG. PER GAME	283.4	340.4
TOTAL PLAYS	945	1108
AVG. PER PLAY	4.8	4.9
NET YARDS RUSHING	1417	2655
AVG. PER GAME	88.6	165.9
TOTAL RUSHES	402	633
NET YARDS PASSING	3117	2792
AVG. PER GAME	194.8	174.5
SACKED/YARDS LOST	57/415	36/256
GROSS YARDS	3532	3048
ATT./COMPLETIONS	486/252	430/247
COMPLETION PCT.	51.9	57.4
HAD INTERCEPTED	18	8
PUNTS/AVERAGE	86/40.9	80/37.8
NET PUNTING AVG.	33.4	33.5
PENALTIES/YARDS	79/637	89/755
FUMBLE/BALL LOST	37/18	30/15
TOUCHDOWNS	27	34
RUSHING	5	14
PASSING	22	20
RETURNS	0	0

SCORE BY PERIODS	Q1	Q2	Q3	Q4	OT	PTS
EAGLES	58	54	61	60	0	233
OPPONENTS	47	128	53	91	3	322

PASSING	ATT	CMP	YDS	CMP%	Yd/AT	TD	TD%	INT	INT%	LONG	SACKS	RATING
JAWORSKI	446	235	3315	52.7	7.43	20	4.5	18	4.0	83T	53/385	75.1
PISARCIK	34	16	172	47.1	5.06	1	2.9	0	0.0	33	4/30	72.2
PASTORINI	5	0	0	0.0	0.00	0	0.0	0	0.0	0	0/0	39.6
CARMICHAEL	1	1	45	100.0	45.00	1	100.0	0	0.0	45T	0/0	158.3
EAGLES	486	252	3532	51.9	7.27	22	4.5	18	3.7	83T	57/415	75.2
OPPONENTS	430	247	3048	57.4	7.09	20	4.7	8	1.9	73T	36/256	87.2

RUSHING	NO.	YDS	AVG	LONG	TD
OLIVER	121	434	3.6	24	1
M.WILLIAMS	103	385	3.7	32	0
HADDIX	91	220	2.4	11	2
MONTGOMERY	29	139	4.8	32	0
JAWORSKI	25	129	5.2	29	1
HARRINGTON	23	98	4.3	35	1
EVERETT	5	7	1.4	7	0
RUNAGER	1	6	6.0	6	0
PASTORINI	1	0	0.0	0	0
PISARCIK	3	-1	-0.3	0	0
EAGLES	402	1417	3.5	35	5
OPPONENTS	633	2655	4.2	39	14

RECEIVING	NO.	YDS	AVG	LONG	TD
QUICK	69	1409	20.4	83T	13
OLIVER	49	421	8.6	25	2
CARMICHAEL	38	515	13.6	35	3
HADDIX	23	254	11.0	34	0
KAB	18	195	10.8	25	1
M.WILLIAMS	17	142	8.4	29	0
HOOVER	10	221	22.1	68	0
MONTGOMERY	9	53	5.9	13	0
WOODRUFF	6	70	11.7	29T	2
DIXON	4	54	13.5	22	0
G.YOUNG	3	125	41.7	71T	1
SAMPLETON	2	28	14.0	19	0
EVERETT	2	18	9.0	11	0
HARRINGTON	1	19	19.0	19	0
R.SMITH	1	8	8.0	8	0
EAGLES	252	3532	14.0	83T	22
OPPONENTS	247	3048	12.3	73T	20

INT'S	NO.	YDS	AVG	LONG	TD
GRIGGS	3	61	20.3	32	0
ELLIS	1	18	18.0	18	0
EDWARDS	1	0	0.0	0	0
FOULES	1	0	0.0	0	0
LOGAN	1	0	0.0	0	0
YOUNG	1	0	0.0	0	0
EAGLES	8	79	9.9	32	0
OPPONENTS	18	155	8.6	29	0

PUNTING	NO.	YDS	AVG	TB	IN	LG	B
RUNAGER	59	2459	41.7	5	12	55	0
SKLADANY	27	1062	39.4	2	5	51	0
EAGLES	86	3521	40.9	7	17	55	0
OPPONENTS	80	3020	37.8	4	20	59	1

PUNT RETURNS	RET	FC	YDS	AVG	LG	TD
SCIARRA	22	3	115	5.2	14	0
G.YOUNG	14	3	93	6.6	23	0
HOOVER	7	4	44	6.3	13	0
FOULES	1	0	7	7.0	7	0
LOGAN	1	0	0	0.0	0	0
EAGLES	45	10	259	5.8	23	0
OPPONENTS	57	4	511	9.0	25	0

KICKOFF RETURNS	NO.	YDS	AVG	LG	TD
G.YOUNG	27	565	20.9	52	0
EVERETT	14	275	19.6	46	0
ELLIS	7	119	17.0	25	0
HARRINGTON	4	79	19.8	26	0
M.WILLIAMS	3	59	19.7	26	0
HADDIX	3	51	17.0	24	0
FRITZSCHE	2	17	8.5	15	0
DARBY	2	3	1.5	3	0
EAGLES	62	1168	18.8	52	0
OPPONENTS	45	804	17.9	30	0

SCORING	TD	RU	PA	RT	PAT	FG	S	PTS
QUICK	13	0	13	0	0	0	0	78
FRANKLIN	0	0	0	0	24-27	15-26	0	69
CARMICHAEL	3	0	3	0	0	0	0	18
OLIVER	3	1	2	0	0	0	0	18
HADDIX	2	2	0	0	0	0	0	12
WOODRUFF	2	0	2	0	0	0	0	12
HARRINGTON	1	0	0	0	0	0	0	6
JAWORSKI	1	1	0	0	0	0	0	6
KAB	1	0	1	0	0	0	0	6
G.YOUNG	1	0	1	0	0	0	0	6
TEAM	0	0	0	0	0	0	0	2
EAGLES	27	5	22	0	24-27	15-26	1	233
OPP.	34	14	20	0	34-34	28-37	0	322

FGS	1-9	10-19	20-29	30-39	40-49	50+
FRANKLIN	1/1	5/5	6/9	2/8	1/3	
EAGLES	1/1	5/5	6/9	2/8	1/3	
OPPONENTS	0/0	12/14	10/13	4/6	2/4	

SACKS: HARRISON 11.5, G.BROWN 8.5, HAIRSTON 5.0, ARMSTRONG 3.5, J.WILLIAMS 2.5, CLARKE 1.0, DARBY 1.0, GRIGGS 1.0, HOPKINS 1.0, J.ROBINSON 1.0, EAGLES 36.0, OPPONENTS 57.0

LEADING TACKLERS: J.ROBINSON 177, GRIGGS 129, CLARKE 110, J.WILLIAMS 105, HOPKINS 105, HARRISON 102, G.BROWN 74, WILKES 66, R.YOUNG 56, LOGAN 56

USUAL STARTERS

WR	HAROLD CARMICHAEL	LDE	DENNIS HARRISON
LT	STAN WALTERS	NT	KEN CLARKE
LG	STEVE KENNEY	RDE	CARL HAIRSTON
C	GUY MORRIS	LLB	REGGIE WILKES
RG	RON BAKER	ILB	JERRY ROBINSON
RT	JERRY SISEMORE	ILB	ANTHONY GRIGGS
TE	VITO KAB	RLB	JOEL WILLIAMS
WR	MIKE QUICK	LCB	ROYNELL YOUNG
QB	RON JAWORSKI	RCB	HERMAN EDWARDS
RB	MICHAEL WILLIAMS (P)	SS	RANDY LOGAN
	MICHAEL HADDIX (G)	FS	WES HOPKINS
FB	HUBIE OLIVER		

PRO BOWL SELECTIONS: WR MIKE QUICK



1984

PHILADELPHIA EAGLES STATISTICS



RECORD: 6-9-1, 5TH IN NFC EAST
HEAD COACH: MARION CAMPBELL

DATE	W/L	SCORE	OPPONENT	ATT.
5-02	L	27-28	AT NY GIANTS	71,520
5-09	W	19-17	MINNESOTA	55,942
5-16	L	17-23	AT DALLAS	64,521
5-23	L	9-21	SAN FRANCISCO	62,771
5-30	L	0-20	AT WASHINGTON	53,064
0-07	W	27-17	AT BUFFALO	37,555
0-14	W	16-7	INDIANAPOLIS	50,277
0-21	W	24-10	NY GIANTS	64,677
0-28	L	14-34	ST. LOUIS	54,310
N-04	T	23-23 OT	AT DETROIT	59,141
N-11	L	23-24	AT MIAMI	70,227
N-18	W	16-10	WASHINGTON	63,117
N-25	L	16-17	AT ST. LOUIS	39,858
D-02	L	10-26	DALLAS	66,322
D-09	W	27-17	NEW ENGLAND	41,581
D-16	L	10-26	AT ATLANTA	15,582

TEAM STATISTICS	EAGLES	OPP.
TOTAL FIRST DOWNS	280	307
RUSHING	83	123
PASSING	176	171
PENALTY	21	13
3RD DOWN: MADE/ATT	76/231	104/251
3RD DOWN PCT.	32.9	41.4
4TH DOWN: MADE/ATT	9/17	6/11
4TH DOWN PCT.	52.9	54.5
POSSESSION AVG.	NA	NA
TOTAL NET YARDS	4698	5239
AVG. PER GAME	293.6	327.4
TOTAL PLAYS	1047	1109
AVG. PER PLAY	4.5	4.7
NET YARDS RUSHING	1338	2189
AVG. PER GAME	83.6	136.8
TOTAL RUSHES	381	556
NET YARDS PASSING	3360	3050
AVG. PER GAME	210.0	190.6
SACKED/YARDS LOST	60/463	60/456
GROSS YARDS	3823	3506
ATT./COMPLETIONS	606/331	492/262
COMPLETION PCT.	54.6	53.3
HAD INTERCEPTED	17	20
PUNTS/AVERAGE	92/42.2	89/39.3
NET PUNTING AVG.	35.6	33.6
PENALTIES/YARDS	77/632	96/904
FUMBLES/BALL LOST	23/16	32/11
TOUCHDOWNS	27	36
RUSHING	6	12
PASSING	19	22
RETURNS	2	2

SCORE BY PERIODS	Q1	Q2	Q3	Q4	OT	PTS
EAGLES	64	76	53	85	0	278
OPPONENTS	61	102	74	83	0	320

PASSING	ATT	CMP	YDS	CMP%	Y0/AT	TD	TD%	INT	INT%	LONG	SACKS	RATING
JAWORSKI	427	234	2754	54.8	6.45	16	3.7	14	3.3	90*	34/270	73.4
PISARCIK	176	96	1036	54.5	5.89	3	1.7	3	1.7	40	25/183	70.7
MONTGOMERY	2	0	0.0	0.0	0.0	0	0.0	0	0.0	0	1/10	39.6
MAY	1	1	33	100.0	33.00	0	0.0	0	0.0	33	0/0	118.8
EAGLES	606	331	3823	54.6	6.31	19	3.1	17	2.8	90*	60/463	72.6
OPPONENTS	492	262	3506	53.3	7.13	22	4.5	20	4.1	68	60/456	74.1

RUSHING	NO.	YDS	AVG	LONG	TD
MONTGOMERY	201	789	3.9	27	2
OLIVER	72	263	3.7	17	0
HADDIX	48	130	2.7	21	1
M.WILLIAMS	33	83	2.5	8	0
HARDY	14	41	2.9	10	0
PISARCIK	7	19	2.7	16	2
JAWORSKI	5	18	3.6	10	1
QUICK	1	-5	-5.0	-5	0
EAGLES	381	1338	3.5	27	6
OPPONENTS	556	2189	3.9	34	12

RECEIVING	NO.	YDS	AVG	LONG	TD
SPAGNOLA	65	701	10.8	34	1
QUICK	61	1052	17.2	90*	9
MONTGOMERY	60	501	8.4	28	0
HADDIX	33	231	7.0	22	0
OLIVER	32	142	4.4	21	0
WOODRUFF	30	484	16.1	38	3
JAWORSKI	26	398	15.3	83	1
KAB	9	102	11.3	26	3
M.WILLIAMS	7	47	6.7	15	0
HOOVER	6	143	23.8	44	2
HARDY	2	22	11.0	13	0
EAGLES	331	3823	11.5	90*	19
OPPONENTS	262	3506	13.4	68	22

INT'S	NO.	YDS	AVG	LONG	TD
ELLIS	7	119	17.0	31	0
HOPKINS	5	107	21.4	33	0
FOULES	4	27	6.8	20	0
EDWARDS	2	0	0.0	0	0
WILSON	1	28	28.0	28	0
WILKES	1	6	6.0	6	0
EAGLES	20	287	14.4	33	0
OPPONENTS	17	211	12.4	43	1

PUNTING	NO.	YDS	AVG	TB	IN	LG	B
HORAN	92	3880	42.2	6	21	69	0
EAGLES	92	3880	42.2	6	21	69	0
OPPONENTS	89	3497	39.3	13	18	64	2

PUNT RETURNS	RET	FC	YDS	AVG	LG	TD
COOPER	40	19	250	6.3	16	0
EAGLES	40	19	250	6.3	16	0
OPPONENTS	58	7	486	8.4	46	0

KICKOFF RETURNS	NO.	YDS	AVG	LG	TD
HAYES	22	441	20.0	44	0
COOPER	17	296	17.4	48	0
WATERS	13	319	24.5	89*	1
EVERETT	3	40	13.3	18	0
ELLIS	2	25	12.5	15	0
HARDY	1	20	20.0	20	0
STRAUTHERS	1	12	12.0	12	0
EAGLES	59	1153	19.5	89*	1
OPPONENTS	69	1298	18.8	51	0

SCORING	TD	RU	PA	RT	PAT	FG	S	PTS
McFADDEN	0	0	0	0	26-27	30-37	0	116
QUICK	9	0	0	0	0	0	0	54
KAB	3	0	3	0	0	0	0	18
WOODRUFF	3	0	3	0	0	0	0	18
HOOVER	2	0	2	0	0	0	0	12
MONTGOMERY	2	0	0	0	0	0	0	12
PISARCIK	2	2	0	0	0	0	0	12
HADDIX	1	1	0	0	0	0	0	6
K.JACKSON	1	0	1	0	0	0	0	6
JAWORSKI	1	1	0	0	0	0	0	6
KRAYNAK	1	0	0	1	0	0	0	6
SPAGNOLA	1	0	0	1	0	0	0	6
WATERS	1	0	0	1	0	0	0	6
EAGLES	27	6	19	2	26-27	30-37	0	278
OPP.	36	12	22	2	26-36	22-35	1	320

FGS	1-19	20-29	30-39	40-49	50+
McFADDEN	0/0	4/5	13/16	10/12	3/4
EAGLES	0/0	4/5	13/16	10/12	3/4
OPPONENTS	2/2	6/8	10/14	3/7	1/4

McFADDEN: (47G,37N,41G) (27G,37G,49G,37G) (39G,39N) (35G,32G,33G) 0 (36G,22G) (34G,32G,33G) (45G,52N) 0 (52G,51G,40G) (45G) (43G,34G,41G,44N) (31G,43G,26N,32G) (23G) (50G,46G,48N) (20G,37N)

SACKS: G.BROWN 16.0, D.HARRISON 12.0, CLARKE 10.5, DARBY 5.0, ARMSTRONG 3.0, GRIGGS 3.0, STRAUTHERS 2.0, WILKES 2.0, HOPKINS 1.5, SCHULZ 1.5, J.WILLIAMS 1.5, J.ROBINSON 1.0, TEAM 1.0, EAGLES 60.0, OPPONENTS 60.0

LEADING TACKLERS: J.ROBINSON 143, G.BROWN 128, HOPKINS 128, CLARKE 123, ELLIS 107, GRIGGS 106, J.WILLIAMS 97, D.HARRISON 93, WILKES 50, EDWARDS 48

USUAL STARTERS			
WR	KENNY JACKSON (9)	LDE	DENNIS HARRISON
	TONY WOODRUFF (6)	NT	KEH CLARKE
LT	DEAN MIRALDI	RDE	GREG BROWN
LG	STEVE KENNEY	LLB	REGGIE WILKES
C	MARK DENNARD	ILB	JERRY ROBINSON
RG	RON BAKER	ILB	ANTHONY GRIGGS
RT	LEONARD MITCHELL	RLB	JOEL WILLIAMS
TE	JOHN SPAGNOLA	LCB	ELBERT FOULES
WR	MIKE QUICK	RCB	HERMAN EDWARDS
QB	RON JAWORSKI	SS	RAY ELLIS
RB	WILBERT MONTGOMERY	FS	WES HOPKINS
FB	HUBIE OLIVER		

PRO BOWL SELECTIONS: WR MIKE QUICK



1985 PHILADELPHIA EAGLES STATISTICS



RECORD: 7-9, 4TH IN NFC EAST
 HEAD COACH: MARION CAMPBELL
 (15) AND FRED BRUNY (1)

DATE	W/L	SCORE	OPPONENT	ATT.
S-08	L	0-21	AT NY GIANTS	76,141
S-15	L	6-17	LA RAMS	60,920
S-22	W	19-6	AT WASHINGTON	53,748
S-29	L	10-16 OT	NY GIANTS	66,696
O-06	L	21-23	AT NEW ORLEANS	56,364
O-13	W	30-7	ST. LOUIS	48,186
O-20	W	16-14	DALLAS	70,114
O-27	W	21-17	BUFFALO	60,987
N-03	L	13-24	AT SAN FRANCISCO	58,383
N-10	W	23-17 OT	AT ATLANTA	63,691
N-17	W	24-14	AT ST. LOUIS	39,032
N-24	L	17-34	AT DALLAS	54,047
D-01	L	23-28	MINNESOTA	56,688
D-08	L	12-17	WASHINGTON	60,737
D-15	L	14-20	AT SAN DIEGO	45,569
D-22	W	37-35	AT MINNESOTA	49,722

TEAM STATISTICS EAGLES OPP.

TOTAL FIRST DOWNS	292	307
RUSHING	82	122
PASSING	188	160
PENALTY	22	25
3RD DOWN MADE/ATT	82/232	91/234
3RD DOWN PCT.	35.3	38.9
4TH DOWN MADE/ATT	7/13	4/7
4TH DOWN PCT.	53.8	57.1
POSSESSION AVG.	NA	NA
TOTAL NET YARDS	5216	5135
AVG. PER GAME	326.0	320.9
TOTAL PLAYS	1050	1058
AVG. PER PLAY	5.0	4.9
NET YARDS RUSHING	1630	2205
AVG. PER GAME	101.9	137.8
TOTAL RUSHES	428	526
NET YARDS PASSING	3586	2930
AVG. PER GAME	224.1	183.1
SACKED/YARDS LOST	55/450	53/359
GROSS YARDS	4036	3289
ATT./COMPLETIONS	567/290	478/251
COMPLETION PCT.	51.1	52.5
HAD INTERCEPTED	28	18
PUNTS/AVERAGE	91/41.5	92/42.6
NET PUNTING AVG.	34.2	36.6
PENALTIES/YARDS	98/736	99/834
FUMBLES/BALL LOST	25/12	27/14
TOUCHDOWNS	30	39
RUSHING	8	17
PASSING	19	18
RETURNS	3	4

SCORE BY PERIODS	Q1	Q2	Q3	Q4	OT	PTS
EAGLES	60	72	56	92	6	286
OPPONENTS	69	67	76	92	6	310

PASSING	ATT	CMP	Yds	CMP%	Yo/At	TD	TD%	INT	INT%	LONG	SACKS	RATING
JAWORSKI	484	255	3450	52.7	7.13	17	3.5	20	4.1	99T	34/289	70.2
CUNNINGHAM	81	34	548	42.0	6.77	1	1.2	8	9.9	69	20/150	29.8
HUNTER	2	1	38	50.0	19.00	1	50.0	0	0.0	38T	1/11	135.4
EAGLES	567	290	4036	51.1	7.12	19	3.4	28	4.9	99T	55/450	65.0
OPPONENTS	478	251	3289	52.5	6.88	18	3.8	18	3.8	46	53/359	71.4

RUSHING	NO.	YDS	AVG	LONG	TD
E.JACKSON	282	1028	3.6	59	5
HADDIX	67	213	3.2	12	0
CUNNINGHAM	29	205	7.1	37	0
HUNTER	27	121	4.5	74T	1
JAWORSKI	17	35	2.1	31	2
EVERETT	4	13	3.3	8	0
HORAN	1	12	12.0	12	0
OLIVER	1	3	3.0	3	0
EAGLES	428	1630	3.8	74T	8
OPPONENTS	526	2205	4.2	60	17

RECEIVING	NO.	YDS	AVG	LONG	TD
QUICK	73	1247	17.1	99T	11
SPAGNOLA	64	772	12.1	35	5
HADDIX	43	330	7.7	17	0
K.JACKSON	40	692	17.3	54	1
HUNTER	28	411	14.7	43	1
R.JOHNSON	11	186	16.9	37	0
E.JACKSON	10	126	12.6	25	1
GARRITY	7	142	20.3	34	0
LITTLE	7	82	11.7	28	0
EVERETT	4	25	6.3	11	0
K.BAKER	2	25	12.5	20	0
OLIVER	1	4	4.0	4	0
EAGLES	290	4042	13.9	99T	19
OPPONENTS	251	3289	13.1	46	18

INT'S	NO.	YDS	AVG	LONG	TD
HOPKINS	6	36	6.0	24T	1
ELLIS	4	32	8.0	18	0
EDWARDS	3	8	2.7	3T	1
COOPER	2	13	6.5	13	0
KRAYNAK	1	26	26.0	26	0
REICHENBACH	1	10	10.0	10	0
YOUNG	1	0	0.0	0	0
EAGLES	18	125	6.9	26	2
OPPONENTS	28	474	16.9	46	2

PUNTING	NO.	YDS	AVG	TB	IN	LG	B
HORAN	91	3777	41.5	10	21	75	0
EAGLES	91	3777	41.5	10	21	75	0
OPPONENTS	92	3918	42.6	8	32	68	2

PUNT RETURNS	RET	FC	YDS	AVG	LG	TD
COOPER	43	10	364	8.5	56	0
WATERS	1	0	23	23.0	23	0
HUNTER	1	0	6	6.0	6	0
EAGLES	45	10	393	8.7	56	0
OPPONENTS	41	16	462	11.3	80T	1

KICKOFF RETURNS	NO.	YDS	AVG	LG	TD
HUNTER	48	1047	21.8	51	0
WATERS	4	74	18.5	23	0
COOPER	3	32	10.7	13	0
FOLLES	1	7	7.0	7	0
EAGLES	56	1160	20.7	51	0
OPPONENTS	65	1293	19.9	88	0

SCORING	TD	RU	PA	RT	PAT	FG	S	PTS
McFADDEN	0	0	0	0	29-29	25-30	0	104
QUICK	11	0	11	0				66
E.JACKSON	6	5	1	0				36
SPAGNOLA	5	0	5	0				30
HUNTER	2	1	1	0				12
JAWORSKI	2	2	0	0				12
EDWARDS	1	0	0	1				6
HOPKINS	1	0	0	1				6
K.JACKSON	1	0	1	0				6
LITTLE	1	0	0	1				6
WHITE	0	0	0	0				2
EAGLES	30	8	19	3	29-29	25-30	1	286
Opp.	39	17	18	4	37-38	13-29	0	310

FGS	1-19	20-29	30-39	40-49	50+
McFADDEN	0/0	6/6	11/11	6/8	2/5
EAGLES	0/0	6/6	11/11	6/8	2/5
OPPONENTS	0/1	3/4	4/8	6/13	0/3

McFADDEN: (0 (506,456,53M) (41G,36G,37G,34G) (41G,43M) (0 (39G,21G,52G) (39G,33G,36G) (0 (36G,44G) (30G) (52M,20G) (26G) (29G,33G,25G) (44G) (43M,52M) (26G,43G,35G)

SACKS: G.BROWN 13.0, WHITE 13.0, CLARKE 7.0, STRAUHERS 5.5, COBB 5.0, ELLIS 2.0, HOPKINS 2.0, WILKES 2.0, DARBY 1.5, COOPER 1.0, CRESWELL 1.0, EAGLES 53.0, OPPONENTS 55.0

LEADING TACKLERS: HOPKINS 136, G.BROWN 124, REICHENBACH 119, CLARKE 112, ELLIS 111, WHITE 100, COBB 97, GRIGGS 86, WILKES 74, EDWARDS 38

USUAL STARTERS

WR KENNY JACKSON	LDE REGGIE WHITE
LT KEN REEVES	NT KEN CLARKE
LG STEVE KENNEY	RDE GREG BROWN
C MARK DENNARD	LLB REGGIE WILKES
RG RON BAKER	ILB MIKE REICHENBACH
RT LEONARD MITCHELL	ILB ANTHONY GRIGGS
TE JOHN SPAGNOLA	RLB GARRY COBB
WR MIKE QUICK	LCB ROYNELL YOUNG
QB RON JAWORSKI	RCB HERMAN EDWARDS
RB EARNEST JACKSON	SS RAY ELLIS
FB MICHAEL HADDIX	FS WES HOPKINS

PRO BOWL SELECTIONS: FS WES HOPKINS, WR MIKE QUICK



1986

PHILADELPHIA EAGLES STATISTICS



RECORD: 5-10-1, 4TH IN NFC EAST
HEAD COACH: BUDDY RYAN

DATE	W/L	SCORE	OPPONENT	ATT.
5-07	L	14-41	AT WASHINGTON	53,982
5-14	L	10-13 OT	AT CHICAGO	65,130
5-21	L	7-33	DENVER	63,839
5-28	W	34-20	LA RAMS	65,646
0-05	W	16-0	AT ATLANTA	57,104
0-12	L	3-35	AT NY GIANTS	74,221
0-19	L	14-17	DALLAS	68,572
0-26	W	23-7	SAN DIEGO	41,469
N-02	L	10-13	AT ST. LOUIS	33,051
N-09	L	14-17	NY GIANTS	60,601
N-16	L	11-13	DETROIT	54,568
N-23	L	20-24	AT SEATTLE	55,786
N-30	W	33-27 OT	AT LA RAIDERS	53,338
D-07	T	10-10 OT	ST. LOUIS	50,148
D-14	W	23-21	AT DALLAS	46,117
D-21	L	14-21	WASHINGTON	61,816

TEAM STATISTICS	EAGLES	OPP.
TOTAL FIRST DOWNS	287	278
RUSHING	113	97
PASSING	150	156
PENALTY	24	25
3RD DOWN: MADE/ATT.	105/273	79/230
3RD DOWN PCT.	38.5	34.3
4TH DOWN: MADE/ATT.	5/12	9/16
4TH DOWN PCT.	41.7	56.3
POSSESSION AVG.	31:57	28:03
TOTAL NET YARDS	4542	5224
AVG. PER GAME	283.9	326.5
TOTAL PLAYS	1117	1043
AVG. PER PLAY	4.1	5.0
NET YARDS RUSHING	2002	1989
AVG. PER GAME	125.1	124.3
TOTAL RUSHES	499	458
NET YARDS PASSING	2540	3235
AVG. PER GAME	158.8	202.2
SACKED/YARDS LOST	104/708	53/406
GROSS YARDS	3248	3641
ATT./COMPLETIONS	514/268	532/260
COMPLETION PCT.	52.1	48.9
HAD INTERCEPTED	17	23
PUNTS/AVERAGE	111/41.0	97/38.7
NET PUNTING AVG.	33.5	32.3
PENALTIES/YARDS	102/901	115/884
FUMBLES/BALL LOST	34/10	30/13
TOUCHDOWNS	28	39
RUSHING	8	14
PASSING	19	21
RETURNS	1	4

SCORE BY PERIODS	Q1	Q2	Q3	Q4	OT	PTS
EAGLES	66	51	48	85	6	256
OPPONENTS	50	75	86	98	3	312

PASSING	ATT	CMP	YDS	CMP%	Yd/At	TD	TD%	INT	INT%	LONG	SACKS	RATING
JAWORSKI	245	128	1405	52.2	5.73	8	3.3	6	2.4	56	22/156	70.2
CUNNINGHAM	209	111	1391	53.1	6.66	8	3.8	7	3.3	75	72/489	72.9
CAVANAUGH	58	28	397	48.3	6.84	2	3.4	4	6.9	49	9/56	53.6
BYARS	2	1	55	50.0	27.50	1	50.0	0	0.0	55	1/7	135.4
EAGLES	514	268	3248	52.1	6.32	19	3.7	17	3.3	75	104/708	70.4
OPPONENTS	532	260	3641	48.9	6.84	21	3.9	23	4.3	84	53/406	66.5

RUSHING	NO.	YDS	AVG	LONG	TD	KICKOFF RETURNS	NO.	YDS	AVG	LG	TD
BYARS	177	577	3.3	32	1	CRAWFORD	27	497	18.4	36	0
CUNNINGHAM	66	540	8.2	20	5	TAUTALATASI	18	344	19.1	51	0
TONEY	69	285	4.1	43	1	BYARS	2	47	23.5	31	0
HADDIX	79	276	3.5	18	0	COOPER	2	42	21.0	24	0
TAUTALATASI	51	163	3.2	50	0	QUICK	2	6	3.0	6	0
CRAWFORD	28	88	3.1	15	1	SCHULZ	1	9	9.0	9	0
JAWORSKI	13	33	2.5	10	0	SIMMONS	1	0	0.0	0	0
CAVANAUGH	9	26	2.9	11	0	EAGLES	53	945	17.8	51	0
M.WATERS	5	8	1.6	5	0	OPPONENTS	62	1261	20.3	40	0
K.JACKSON	1	6	6.0	6	0						
TELTSCHIK	1	0	0.0	0	0						

RECEIVING	NO.	YDS	AVG	LONG	TD	SCORING	TD	RU	PA	RT	PAT	FG	S	PTS
QUICK	60	939	15.7	75	9	MCFADDEN	0	0	0	0	26-27	20-31	0	86
TAUTALATASI	41	325	7.9	56	2	QUICK	9	0	0	0	0	0	0	54
SPAGNOLA	39	397	10.2	38	1	K.JACKSON	6	0	6	0	0	0	0	36
K.JACKSON	30	506	16.9	49	6	CUNNINGHAM	5	5	0	0	0	0	0	30
HADDIX	26	150	5.8	29	0	TAUTALATASI	2	0	2	0	0	0	0	12
LITTLE	14	132	9.4	26	0	BYARS	1	1	0	0	0	0	0	6
TONEY	13	177	13.6	47	0	CRAWFORD	1	1	0	0	0	0	0	6
GARRITY	12	227	18.9	34	0	GARRITY	1	0	0	1	0	0	0	6
R.JOHNSON	11	207	18.8	39	1	R.JOHNSON	1	0	1	0	0	0	0	6
BYARS	11	44	4.0	17	0	SPAGNOLA	1	0	1	0	0	0	0	6
P.SMITH	6	94	15.7	36	0	TONEY	1	1	0	0	0	0	0	6
M.WATERS	2	27	13.5	19	0	BROWN	0	0	0	0	0	0	0	1
DARBY	2	16	8.0	13	0	EAGLES	28	8	19	1	26-27	20-31	1	256
DUCKWORTH	1	7	7.0	7	0	Opp.	39	14	21	4	37-39	13-26	1	312

INT'S	NO.	YDS	AVG	LONG	TD
WATERS	6	39	6.5	21	0
YOUNG	6	9	1.5	9	0
COOPER	3	20	6.7	20	0
A.JOHNSON	3	6	2.0	9	0
HOAGE	1	18	18.0	18	0
FOULES	1	14	14.0	14	0
SCHULZ	1	11	11.0	11	0
JOYNER	1	4	4.0	4	0
COBB	1	3	3.0	3	0
EAGLES	23	124	5.4	21	0
OPPONENTS	17	192	11.3	32	1

PUNTING	NO.	YDS	AVG	TB	IN	LG	B
TELTSCHIK	108	4493	41.6	10	20	62	1
CUNNINGHAM	2	54	27.0	0	0	39	0
EAGLES	111	4547	41.0	10	20	62	1
OPPONENTS	97	3751	38.7	12	23	68	2

PUNT RETURNS	RET	FC	YDS	AVG	LG	TD
GARRITY	17	7	187	11.0	76	1
COOPER	16	7	139	8.7	58	0
M.WATERS	7	1	130	4.3	13	0
P.SMITH	4	1	18	4.5	7	0
EAGLES	44	16	374	8.5	76	1
OPPONENTS	63	13	634	10.1	75	2

SCORING	TD	RU	PA	RT	PAT	FG	S	PTS
MCFADDEN	0	0	0	0	26-27	20-31	0	86
QUICK	9	0	0	0	0	0	0	54
K.JACKSON	6	0	6	0	0	0	0	36
CUNNINGHAM	5	5	0	0	0	0	0	30
TAUTALATASI	2	0	2	0	0	0	0	12
BYARS	1	1	0	0	0	0	0	6
CRAWFORD	1	1	0	0	0	0	0	6
GARRITY	1	0	0	1	0	0	0	6
R.JOHNSON	1	0	1	0	0	0	0	6
SPAGNOLA	1	0	1	0	0	0	0	6
TONEY	1	1	0	0	0	0	0	6
BROWN	0	0	0	0	0	0	0	1
EAGLES	28	8	19	1	26-27	20-31	1	256
Opp.	39	14	21	4	37-39	13-26	1	312

FGS	1-9	10-19	20-29	30-39	40-49	50+
MCFADDEN	0/0	6/6	10/12	3/10	1/3	0
EAGLES	0/0	6/6	10/12	3/10	1/3	0
OPPONENTS	1/1	5/6	5/9	1/8	1/2	0

SACKS:	WHITE	BROWN	CLARKE	COBB
6.0	JILES 2.0	JOYNER 2.0	SIMMONS 2.0	A.WATERS 2.0
COOPER 1.0	DARBY 1.0	A.JOHNSON 1.0	SINGLETARY 1.0	EAGLES 53.0
OPPONENTS 104.0				

LEADING TACKLERS:	REICHENBACH	129	A.WATERS	129	HOAGE	112	COBB	102	WHITE	98	BROWN	88	CLARKE	73	A.JOHNSON	71	COOPER	62	YOUNG	52
-------------------	-------------	-----	----------	-----	-------	-----	------	-----	-------	----	-------	----	--------	----	-----------	----	--------	----	-------	----

USUAL STARTERS

WR	MIKE QUICK	LDE	REGGIE WHITE (9)
LT	TOM JELESKY (7)		BYRON DARBY (7)
	KEN REEVES (6)	LDT	KEN CLARKE
LG	KEN REEVES (9)	ROT	REGGIE WHITE (7)
	NICK HADEN (6)		REGGIE SINGLETARY (5)
C	MATT DARWIN	RDE	GREG BROWN
RG	RON BAKER	LLB	GARRY COBB
RT	LEONARD MITCHELL	MLB	MIKE REICHENBACH
TE	JOHN SPAGNOLA	RLB	ALONZO JOHNSON (9)
WR	KENNY JACKSON		SETH JOYNER (7)
QB	RON JAWORSKI (9)	LCB	ROYNEER YOUNG
	R.CUNNINGHAM (5)	RCB	EVAN COOPER
RB	KEITH BYARS (8)	SS	ANDREW WATERS
	CHARLES CRAWFORD (5)	FS	TERRY HOAGE
FB	MICHAEL HADDIX (9)		ANTHONY TONEY (5)

PRO BOWL SELECTIONS: WR MIKE QUICK, DE REGGIE WHITE



1987 PHILADELPHIA EAGLES STATISTICS



RECORD: 7-8, 4TH IN NFC EAST

HEAD COACH: BUDDY RYAN

DATE	W/L	SCORE	OPPONENT	ATT.
S-13	L	24-34	AT WASHINGTON	52,188
S-20	W	27-17	NEW ORLEANS	57,485
O-04	L	3-35	CHICAGO	4,074
O-11	L	22-41	AT DALLAS	40,622
O-18	L	10-16 OT	AT GREEN BAY	35,842
O-25	W	37-20	DALLAS	61,630
N-01	W	28-23	AT ST. LOUIS	24,586
N-08	W	31-27	WASHINGTON	63,609
N-15	L	17-20	NY GIANTS	66,172
N-22	L	19-31	ST. LOUIS	55,592
N-29	W	34-31 OT	AT NEW ENGLAND	54,198
D-06	L	20-23 OT	AT NY GIANTS	65,874
D-13	L	10-28	MIAMI	63,841
D-20	W	38-27	AT NY JETS	30,572
D-27	W	17-7	BUFFALO	57,547

Note: Game of Sept. 27 at San Francisco cancelled due to the NFL players' strike... games of Oct. 4 - Oct. 18 were "replacement games" played with replacement players during strike.

RUSHING	NO.	YDS	AVG	LONG	TD
CUNNINGHAM	76	505	6.6	45	3
TONEY	127	473	3.7	36	5
BYARS	116	426	3.7	30	3
HADDIX	59	165	2.8	11	0
R.BROWN	39	136	3.5	23	0
ROBINSON	24	114	4.8	18	0
TAUTALATASI	26	69	2.7	17	0
ROSS	14	54	3.9	12	1
TELTSCHIK	3	32	10.7	23	0
JACKSON	6	27	4.5	10	0
GRANT	1	20	20.0	20	0
MORSE	6	14	2.3	7	0
TINSLEY	4	2	0.5	2	0
CLEMENS	3	0	0.0	3	0
HORN	1	0	0.0	0	0
CAVANAUGH	1	-2	-2.0	-2	0
MERKENS	3	-8	-2.7	-1	0
EAGLES	509	2027	4.0	45	12
OPPONENTS	428	1643	3.8	62T	16

RECEIVING	NO.	YDS	AVG	LONG	TD
QUICK	466	790	17.2	61T	11
TONEY	39	341	8.7	33	1
SPAGNOLA	36	350	9.7	22	2
TAUTALATASI	25	176	7.0	22	0
JACKSON	21	471	22.4	70T	3
BYARS	21	177	8.4	30	1
GRANT	16	280	17.5	41	0
GARRITY	12	242	20.2	41	2
SIANO	9	137	15.2	34	1
BAILEY	8	69	8.6	19	0
R.BROWN	8	53	6.6	14	0
GILES	7	95	13.6	40T	1
HADDIX	7	58	8.3	23	0
BOWMAN	6	127	21.2	62T	1
CARTER	5	84	16.8	25	1
REPKO	5	46	9.2	12	0
ROSS	5	41	8.2	17	0
ROBINSON	2	9	4.5	5	0
CLEMENS	1	13	13.0	13T	1
LITTLE	1	8	8.0	8	0
MORSE	1	8	8.0	8	0
CUNNINGHAM	1	-3	-3.0	-3	0
SINGLETARY	1	-11	-11.0	-11	0
EAGLES	283	3561	12.6	70T	26
OPPONENTS	305	4058	13.3	77T	29

INT'S	NO.	YDS	AVG	LONG	TD
FOULS	4	6	1.5	6	0
WATERS	3	63	21.0	63	0
JOYNER	2	42	21.0	29	0
KULLMAN	2	25	12.5	13	0
BROWN	2	7	3.5	6	0
HOAGE	2	3	1.5	3	0
COOPER	2	0	0.0	0	0
YOUNG 1-30, EVANS 1-12, C.BROWN 1-9,					
WEST 1-0					
EAGLES	21	197	9.4	63	0
OPPONENTS	16	68	4.3	25	0

PUNTING	NO.	YDS	AVG	TB	IN	LG	B
TELTSCHIK	82	3131	38.2	4	13	60	1
JACOBS	10	369	36.9	0	4	44	1
ROYALS	5	209	41.8	1	1	48	0
MERKENS	2	61	30.5	0	0	38	1
EAGLES	102	3770	37.0	5	18	60	3
OPPONENTS	88	3262	37.1	6	20	65	0

PUNT RETURNS	RET	FC	YDS	AVG	LG	TD
MORSE	20	13	121	6.1	23	0
BOWMAN	4	1	43	10.8	37	0
GARRITY	4	10	16	4.0	10	0
CATERBONE	2	0	13	6.5	13	0
ULMER	2	0	10	5.0	5	0
A.JOHNSON	2	0	0	0.0	0	0
C.BROWN	1	0	-1	-1.0	-1	0
EAGLES	34	24	202	5.9	37	0
OPPONENTS	54	17	469	8.7	45	0

KICKOFF RETURNS	NO.	YDS	AVG	LG	TD
MORSE	24	386	16.1	28	0
CARTER	12	241	20.1	33	0
BOWMAN	7	153	21.9	32	0
COOPER	5	86	17.2	24	0
REID	4	58	14.5	19	0
TAUTALATASI	3	53	17.7	32	0
LAVETTE	2	37	18.5	19	0
HADDIX	2	16	8.0	9	0

ALEXANDER 1-6, C.BROWN 1-13, R.BROWN 1-20,	CLEMENS 1-0, SIANO 1-13, TURRAL 1-21,	ULMER 1-8, REEVES 0-1			
EAGLES	66	1112	16.8	33	0
OPPONENTS	59	1276	21.6	54	0

SCORING	TD	RU	PA	RT	PAT	FG	S	PTS
McFadden	0	0	0	0	36-36	16-26	0	84
QUICK	11	0	11	0	0	0	0	66
TONEY	6	5	1	0	0	0	0	36
BYARS	4	3	1	0	0	0	0	24
CUNNINGHAM	3	3	0	0	0	0	0	18
JACKSON	3	0	3	0	0	0	0	18
CARTER	2	0	2	0	0	0	0	12
GARRITY	2	0	2	0	0	0	0	12
SPAGNOLA	2	0	2	0	0	0	0	12
JACOBS	0	0	0	0	2-4	3-5	0	11
BOWMAN	1	0	1	0	0	0	0	6
CLEMENS	1	0	1	0	0	0	0	6
GILES	1	0	1	0	0	0	0	6
JOYNER	1	0	1	0	0	0	0	6
ROSS	1	1	0	0	0	0	0	6
SIANO	1	0	1	0	0	0	0	6
WHITE	1	0	1	0	0	0	0	6
TEAM	0	0	0	0	0	0	1	2
EAGLES	40	12	26	2	38-40	19-31	1	337
Opp.	47	16	29	2	44-46	18-29	0	380

FGS	1-19	20-29	30-39	40-49	50+
McFadden	1/1	3/4	6/10	6/9	0/2
JACOBS	0/0	1/1	0/1	2/3	0/0
EAGLES	1/1	4/5	6/11	8/12	0/2
OPPONENTS	0/0	8/8	0/3	7/14	3/4

McFadden: (43G,56N) (30G,30G) (GAME CANCELLED) (1) (1) (46G,28N,45G,21G) (47N,41N) (37G) (25G,50N,39N) (44G) (19G,44N,39N,38G) (41G,49G) (34N,27G) (38G,39N) (39G) (JACOBS: WEEKS 4-6 ... (1) (1))

LEADING TACKLERS: WATERS 112, HOAGE 100, JOYNER 96, WHITE 76, SIMMONS 75, REICHENBACH 68, COBB 60, I.BROWN 50, YOUNG 42, FRIZZELL 33

USUAL STARTERS

WR	MIKE QUICK	LDE	REGGIE WHITE
LT	MATT DARWIN	LDT	KEN CLARKE
LG	ADAM SCHREIBER	RDE	BROWN BROWN
C	GERRY FEEHERY	RT	CLOYDE SIMMONS
RG	RON BAKER	ILB	SETH JOYNER
RC	JOE CONWELL	MLB	MIKE REICHENBACH
TE	JOHN SPAGNOLA	RLB	GARY COBB (7)
RT	KENNY JACKSON	DT	DWAYNE JILES (5)
QB	RANDALL CUNNINGHAM	LCB	ROWELL YOUNG
RB	KEITH BYARS	RCB	ELBERT BATES (8)
FB	ANTHONY TONEY	SS	ANDREW WATERS
		FS	TERRY HOAGE

Pro Bowl: WR MIKE QUICK, DE REGGIE WHITE



1988

PHILADELPHIA EAGLES STATISTICS



RECORD: 10-6, 1ST IN NFC EAST
HEAD COACH: BUDDY RYAN

DATE	W/L	SCORE	OPPONENT	ATT.
S-04	W	41-14	AT TAMPA BAY	43,502
S-11	L	24-28	CINCINNATI	43,502
S-19	L	10-17	AT WASHINGTON	53,920
S-25	L	21-23	AT MINNESOTA	56,012
O-02	W	32-23	HOUSTON	64,692
O-10	W	24-13	NY GIANTS	63,736
O-16	L	3-19	AT CLEVELAND	78,787
O-23	W	24-23	DALLAS	66,309
O-30	L	24-27	ATLANTA	60,091
N-06	W	30-24	LA RAMS	65,624
N-13	W	27-26	AT PITTSBURGH	46,026
N-20	W	23-17	AT NY GIANTS	43,621
N-27	W	31-21	PHOENIX	57,918
D-04	L	19-20	WASHINGTON	65,947
D-10	W	23-17	AT PHOENIX	54,832
D-18	W	23-7	AT DALLAS	46,131
NFC DIVISIONAL PLAYOFF				
D-31	L	12-20	AT CHICAGO	65,534

TEAM STATISTICS		EAGLES	OPP.
TOTAL FIRST DOWNS		318	311
RUSHING		105	85
PASSING		179	199
PENALTY		34	27
3RD DOWN: MADE/ATT.		92/246	75/225
3RD DOWN PCT.		37.4	33.3
4TH DOWN: MADE/ATT.		8/12	10/19
4TH DOWN PCT.		66.7	52.6
POSSESSION AVG.		NA	NA
TOTAL NET YARDS		5430	5799
AVG. PER GAME		339.4	362.4
TOTAL PLAYS		1102	1086
AVG. PER PLAY		4.9	5.3
NET YARDS RUSHING		1945	1652
AVG. PER GAME		121.6	103.3
TOTAL RUSHES		464	466
NET YARDS PASSING		3485	4147
AVG. PER GAME		217.8	259.2
SACKED/YARDS LOST		57/442	42/296
GROSS YARDS		3927	4443
ATT./COMPLETIONS		581/309	578/309
COMPLETION PCT.		53.2	53.5
HAD INTERCEPTED		17	32
PUNTS/AVERAGE		104/39.7	85/37.8
NET PUNTING AVG.		34.3	32.4
PENALTIES/YARDS		115/907	115/897
FUMBLES/BALL LOST		29/9	28/12
TOUCHDOWNS		44	37
RUSHING		17	11
PASSING		25	23
RETURNS		2	3

SCORE BY PERIODS	Q1	Q2	Q3	Q4	OT	PTS
EAGLES	76	131	65	101	6	379
OPPONENTS	111	47	73	88	0	319

PASSING	ATT	CMP	YDS	CMP%	Yd/At	TD	TD%	INT	INT%	LONG	SACKS	RATING
CUNNINGHAM	560	301	3808	53.8	6.80	24	4.3	16	2.9	80T	57/442	77.6
CAVANAUGH	16	7	101	43.8	6.31	1	6.3	1	6.3	42	0/0	59.6
TELTSCHIK	3	1	18	33.3	6.00	0	0.0	0	0.0	18	0/0	54.9
BYARS	2	0	0	0.0	0.00	0	0.0	0	0.0	0	0/0	39.6
EAGLES	581	309	3927	53.2	6.76	25	4.3	17	2.9	80T	57/442	76.7
OPPONENTS	578	309	4443	53.5	7.69	23	4.0	32	5.5	93T	42/296	68.9

RUSHING	NO.	YDS	AVG	LONG	TD
CUNNINGHAM	93	624	6.7	33T	6
BYARS	152	517	3.4	52	6
TONEY	139	502	3.6	20	4
HADDIX	57	185	3.2	15	0
HOAGE	1	38	38.0	38T	1
TELTSCHIK	2	36	18.0	23	0
TAUTALATASI	14	28	2.0	9	0
ABERCROMBIE	5	14	2.8	5	0
CARTER	1	1	1.0	1	0
EAGLES	464	1945	4.2	52	17
OPPONENTS	466	1652	3.5	65	11

RECEIVING	NO.	YDS	AVG	LONG	TD
KEITH JACKSON	81	869	10.7	41	6
BYARS	72	705	9.8	37T	4
CARTER	39	761	19.5	80T	6
TONEY	34	256	7.5	24	1
QUICK	22	508	23.1	55T	4
R. JOHNSON	19	417	21.9	54	2
GARRITY	17	208	12.2	20	1
HADDIX	12	82	6.8	14	0
GILES	6	57	9.5	17	1
TAUTALATASI	5	48	9.6	21	0
KONECHY	1	18	18.0	18	0
ABERCROMBIE	1	-2	-2.0	-2	0
EAGLES	309	3927	12.7	80T	25
OPPONENTS	309	4443	14.4	93T	23

INT'S	NO.	YDS	AVG	LONG	TD
HOAGE	8	116	14.5	38	0
ALLEN	5	76	15.2	21	0
JOYNER	5	21	4.2	11	0
HOPKINS	4	96	24.0	30	0
FRIZZELL	3	19	6.3	13	0
WATERS	3	19	6.3	14	0
YOUNG	2	5	2.5	5	0
EVERETT	1	0	0.0	0	0
BROWN	1	-5	-5.0	-5	0
BELL	0	24	-	24	0
EAGLES	32	371	11.6	38	0
OPPONENTS	17	98	5.8	29	0

PUNTING	NO.	YDS	AVG	TB	IN	LG	B
TELTSCHIK	98	3958	40.4	8	28	70	3
CUNNINGHAM	3	167	55.7	0	0	58	0
EAGLES	104	4125	39.7	8	28	70	3
OPPONENTS	85	3209	37.8	11	17	56	3

PUNT RETURNS	RET	FC	YDS	AVG	LG	TD
KONECHY	33	25	233	7.1	24	0
EAGLES	33	25	233	7.1	24	0
OPPONENTS	47	27	393	8.4	68	0

LEADING TACKLERS: WATERS 154, HOPKINS 146, JOYNER 136, WHITE 133, PITTS 121, BROWN 101, BELL 92, SIMMONS 89, REICHENBACH 84, ALLEN 65

KICKOFF RETURNS	NO.	YDS	AVG	LG	TD
BEALS	34	625	18.4	32	0
KONECHY	17	276	16.2	25	0
ABERCROMBIE	5	87	17.4	31	0
BYARS	2	20	10.0	14	0
JENKINS	1	20	20.0	20	0
BARTLETT	0	0	-	0	0
EAGLES	59	1028	17.4	32	0
OPPONENTS	63	1266	20.1	73	0

SCORING	TD	RU	PA	RT	PAT	FG	S	PTS
ZENDEJAS	0	0	0	0	30-31	19-24	0	87
BYARS	10	6	4	0				60
CARTER	7	0	6	1				42
CUNNINGHAM	6	6	0	0				36
KEI JACKSON	6	0	6	0				36
TONEY	5	4	1	0				30
QUICK	4	0	4	0				24
DORSEY	0	0	0	0	9-9	4-7	0	21
JOHNSON	2	0	2	0				12
SIMMONS	1	0	0	1				8
GARRITY	1	0	1	0				6
GILES	1	0	1	0				6
HOAGE	1	1	0	0				6
DAWSON	0	0	0	0	3-3	0-1	0	3
JENKINS	0	0	0	0				2
EAGLES	44	17	25	2	42-43	23-32	2	379
OPP.	37	11	23	3	35-37	20-29	1	319

FGS	1-19	20-29	30-39	40-49	50+
ZENDEJAS	2/2	6/6	7/9	3/4	1/3
DORSEY	0/0	3/3	1/2	0/2	0/0
DAWSON	0/0	0/1	0/0	0/0	0/0
EAGLES	2/2	9/10	8/11	3/6	1/3
OPPONENTS	0/0	9/12	6/7	4/8	1/2

DORSEY: WEEKS 1-3 - (23G,26G) (42N,34G)
(23G,35N,47N)
DAWSON: WEEK 4 - (22N)
ZENDEJAS: DALLAS WEEKS 1-4 - (49N) (47G,49N) (0)
... PHILA. WEEKS 5-16 - (22G,39G,41G) (37G) (39G) (39G) (28G,51N) (23G,50G,40G) (56N,34G,18G) (37G,31N) (28G) (40G,45N,19G) (0) (37G,35N,27G,27G)
OPPONENTS: (0) (0) (27N,34G) (21G,27G,45N,32G) (0) (47G,22G) (24G,39N,37G) (26G,34G,30G) (23N) (22G,44N) (52G,21G,29G,41G,57N) (21G) (44N,28N) (37G,44G) (40G,48N)
SACKS: WHITE 18.0, SIMMONS 8.0, BROWN 5.0, JOYNER 3.5, HOAGE 2.0, PITTS 1.5, BARTLETT 1.0, GOLIC 1.0, REICHENBACH 1.0, BELL 0.5, WATERS 0.5, EAGLES 42.0, OPPONENTS 57.0

USUAL STARTERS		
WR	MIKE QUICK	LDE REGGIE WHITE
LT	MATT DARWIN	LDT MIKE PITTS
LG	DAVID ALEXANDER	RDT JEROME BROWN
C	DAVE RIMINGTON	RDE CLYDE SIMMONS
RG	REGGIE SINGLETARY (9)	LLB SETH JOYNER
	RON BAKER (7)	MLB MIKE REICHENBACH
RT	RON HELLER	RLB TODD BELL
TE	KEITH JACKSON	LCB ROYNELL YOUNG
WR	CRIS CARTER	RCB ERIC ALLEN
QB	RANDALL CUNNINGHAM	SS ANDREW WATERS
RB	KEITH BYARS	FS WES HOPKINS
FB	ANTHONY TONEY	

PRO BOWL SELECTIONS: QB RANDALL CUNNINGHAM, TE KEITH JACKSON, DE REGGIE WHITE



1989

PHILADELPHIA EAGLES STATISTICS



RECORD: 11-5, 2ND IN NFC EAST
HEAD COACH: BUDDY RYAN

DATE	W/L	SCORE	OPPONENT	ATT.
S-10	W	31-7	SEATTLE	64,287
S-17	W	42-37	AT WASHINGTON	53,493
S-24	L	28-38	SAN FRANCISCO	66,042
O-02	L	13-27	AT CHICAGO	66,625
O-08	W	21-19	NY GIANTS	65,688
O-15	W	17-5	AT PHOENIX	42,620
O-22	W	10-7	LA RAIDERS	64,019
O-29	W	28-24	AT DENVER	75,065
N-05	L	17-20	AT SAN DIEGO	47,019
N-12	L	3-10	WASHINGTON	65,443
N-19	W	10-9	MINNESOTA	65,944
N-23	W	27-0	AT DALLAS	54,444
D-03	W	24-17	AT NY GIANTS	74,809
D-10	W	20-10	DALLAS	59,842
D-18	L	20-30	AT NEW ORLEANS	59,218
D-24	W	31-14	PHOENIX	43,287
NFC WILD CARD				
D-31	L	7-21	LA RAMS	57,869

TOTAL STATISTICS	EAGLES	OPP.
TEAM FIRST DOWNS	321	281
RUSHING	120	81
PASSING	171	171
PENALTY	30	29
3RD DOWN: MADE/ATT	97/246	79/217
3RD DOWN PCT.	39.4	36.4
4TH DOWN: MADE/ATT	6/13	5/15
4TH DOWN PCT.	46.2	33.3
POSSESSION AVG.	30:43	29:17
TOTAL NET YARDS	5320	4894
AVG. PER GAME	332.5	305.9
TOTAL PLAYS	1123	1017
AVG. PER PLAY	4.7	4.8
NET YARDS RUSHING	2208	1605
AVG. PER GAME	138.0	100.3
TOTAL RUSHES	540	426
NET YARDS PASSING	3112	3289
AVG. PER GAME	194.5	205.6
SACKED/YARDS LOST	45/343	62/424
GROSS YARDS	3455	3713
ATT./COMPLETIONS	538/294	529/258
COMPLETION PCT.	54.6	48.8
HAD INTERCEPTED	16	30
PUNTS/AVERAGE	87/39.0	85/42.0
NET PUNTING AVG.	35.3	35.5
PENALTIES/YARDS	114/938	118/956
FUMBLES/BALL LOST	43/16	44/26
TOUCHDOWNS	40	33
RUSHING	14	6
PASSING	23	26
RETURNS	3	1

SCORE BY PERIODS	Q1	Q2	Q3	Q4	OT	PTS
EAGLES	61	91	84	106	0	342
OPPONENTS	74	74	47	79	0	274

LEADING TACKLERS: EVANS 184, HOPKINS 140, WATERS 137, SIMMONS 135, BROWN 132, WHITE 123, JOYNER 123, PITTS 110, JENKINS 82.

PASSING	ATT	CMP	YDS	CMP%	YD/AT	TD	TD%	INT	INT%	LONG	SACKS	RATING
CUNNINGHAM	532	290	3400	54.5	6.39	21	3.9	15	2.8	661	45/343	75.5
CAVANAUGH	5	3	33	60.0	6.60	1	20.0	131	0/0	0/0	0/0	79.6
RUZEK	1	1	22	100.0	22.00	1	100.0	0	0.0	22	0/0	158.3
EAGLES	538	294	3455	54.6	6.42	23	4.3	16	3.0	661	45/343	76.2
OPPONENTS	529	258	3713	48.8	7.02	26	4.9	30	5.7	801	62/424	64.7

RUSHING	NO.	YDS	AVG	LONG	TD
CUNNINGHAM	104	621	6.0	51	4
TONEY	172	582	3.4	44	3
BVARS	133	452	3.4	161	5
HIGGS	49	184	3.8	13	0
SHERMAN	40	177	4.4	37	2
DRUMMOND	32	127	4.0	16	0
REICHENBACH	1	30	30.0	30	0
TELTSCHIK	1	23	23.0	23	0
CARTER	2	16	8.0	11	0
RUNAGER	2	5	2.5	5	0
R.JOHNSON	1	3	3.0	3	0
CAVANAUGH	2	-3	-1.5	0	0
CARSON	1	-9	-9.0	-9	0
EAGLES	540	2208	4.1	51	14
OPPONENTS	426	1605	3.8	58	6

RECEIVING	NO.	YDS	AVG	LONG	TD
BVARS	68	721	10.6	60	0
KEITH JACKSON	63	648	10.3	33	3
CARTER	45	605	13.4	42	11
R.JOHNSON	20	295	14.8	34	1
TONEY	19	124	6.5	15	0
DRUMMOND	17	180	10.6	21	1
GILES	16	225	14.1	66	2
QUICK	13	228	17.5	40	2
GARRITY	13	209	16.1	31	2
SHERMAN	8	85	10.6	17	0
H.WILLIAMS	4	32	8.0	11	0
HIGGS	3	9	3.0	8	0
EDWARDS	2	74	37.0	66	0
LITTLE	2	8	4.0	7	1
CARSON	1	12	12.0	12	0
EAGLES	294	3455	11.8	66	23
OPPONENTS	258	3713	14.4	80	26

INT'S	NO.	YDS	AVG	LONG	TD
ALLEN	8	38	4.8	18	0
EVERETT	4	64	16.0	30	1
FRIZZELL	4	58	14.5	27	0
JENKINS	4	58	14.5	22	0
EVANS	3	23	7.7	15	0
A.HARRIS	2	18	9.0	11	0
SIMMONS	1	60	60.0	60	1
GOLIC	1	23	23.0	23	0
WATERS	1	20	20.0	20	0
BELL	1	13	13.0	13	0
JOYNER	1	0	0.0	0	0
EAGLES	30	375	12.5	60	2
OPPONENTS	16	147	9.2	37	0

PUNTING	NO.	YDS	AVG	TB	IN LG	B
TELTSCHIK	57	2246	39.4	3	12	58
RUNAGER	17	568	33.4	1	5	52
TUTEN	7	256	36.6	1	1	45
CUNNINGHAM	6	319	53.2	0	3	91
EAGLES	87	3389	39.0	5	21	91
OPPONENTS	85	3571	42.0	11	19	71

SACKS: SIMMONS 15.5, WHITE 11.0, BROWN 10.5, PITTS 7.0, JOYNER 5.0, HOPKINS 3.5, GOLIC 3.0, A.HARRIS 2.0, EVANS 2.0, FRIZZELL 1.5, WATERS 1.0, EAGLES 62.0, OPPONENTS 45.0

PUNT RETURNS	RET	FC	YDS	AVG	LG	TD
H.WILLIAMS	30	7	267	8.9	24	0
EDWARDS	7	5	64	9.1	28	0
EAGLES	37	12	331	8.9	28	0
OPPONENTS	31	21	58	16	0	0

KICKOFF RETURNS	NO.	YDS	AVG	LG	TD
HIGGS	16	293	18.3	30	0
H.WILLIAMS	14	249	17.8	28	0
SHERMAN	13	222	17.1	45	0
EDWARDS	3	23	7.7	11	0
LITTLE	2	14	7.0	12	0
BVARS	1	27	27.0	27	0
EAGLES	49	828	16.9	45	0
OPPONENTS	60	1307	21.8	93	1

SCORING	TD	RU	PA	RT	PAT	FG	S	PTS
CARTER	11	0	11	0	0	0	0	66
ZENDEJAS	0	0	0	0	23-23	9-15	0	50
RUZEK	0	0	0	0	14-14	8-11	0	38
BVARS	5	5	0	0	0	0	0	30
CUNNINGHAM	4	4	0	0	0	0	0	24
KEITH JACKSON	3	0	3	0	0	0	0	18
TONEY	3	3	0	0	0	0	0	18

DELINE (3-3 PAT, 3-7FG), GARRITY (2 PA), GILES (2 PA), QUICK (2 PA), AND SHERMAN (2 RU)132
DRUMMOND (1 PA), EVERETT (1 RT), R.JOHNSON (1 PA), LITTLE (1 PA), SIMMONS (1 RT), AND WATERS (1 RT)6
A.HARRIS 0 0 0 01 2
EAGLES 40 14 23 3 40-40 20-33 1 342
Opp. 33 6 26 1 30-33 14-26 2 274

RUZEK: DALLAS WEEKS 1-9 - 0 0 0 (19G, 53N, 33G) (46N) (43N, 48N) 0 (31N, 37G) (35N, 20G, 43G) ... PHILA. WEEKS 12-16 - (36G, 38G) (35G) (30N, 29G, 46G) (21G, 19G, 20N) (34N, 39G)
ZENDEJAS: WEEKS 1-8 - (23G, 33N) (33N) (35G, 35G, 44G, 20G) (47G, 45N, 19G) 0 (40N, 42G) (41N, 34G) (41N)
DELINE: WEEKS 9-11.....(48N, 43G) (49G) (34G, 45N, 32N, 46N)
OPPONENTS: 0 (25G) (32G) 0 (25G, 41G, 39N, 45G, 24G) (41G) (28N, 42N) (18G) (33N, 23G, 49G) (34G, 35N) (37N, 49G) (45N) (47N, 38G) (42N, 47G) (55N) (39N, 45N)

FGS	1-9	20-29	30-39	40-49	50+
ZENDEJAS	1/1	2/2	3/5	3/7	0/0
RUZEK	1/1	2/3	4/6	1/1	0/0
DELINE	0/0	0/0	1/2	2/5	0/0
EAGLES	2/2	4/5	8/13	6/13	0/0
OPPONENTS	1/1	4/5	3/8	6/11	0/1

USUAL STARTERS			
WR	RON JOHNSON (9)	LDE	REGGIE WHITE
	MIKE QUICK (5)	LDI	MIKE PITTS
LT	MATT DARWIN	RDT	JEROME BROWN
LG	MIKE SCHAD	ROE	CLYDE SIMMONS
C	DAVID ALEXANDER	MLB	SETH JOYNER
RT	RON SOLT	MLB	BYRON EVANS
RG	RON HELLER	ILB	A.HARRIS
TE	KEITH JACKSON	LCB	ALZ JENKINS
WR	CRIS CARTER	RCB	ERIC ALLEN
QB	RANDALL CUNNINGHAM	SS	ANDRE WATERS
RB	KEITH BVARS	FS	WES HOPKINS
FB	ANTHONY TONEY		

PRO BOWL SELECTIONS: CB ERIC ALLEN, QB RANDALL CUNNINGHAM, TE KEITH JACKSON, DE REGGIE WHITE



1990

PHILADELPHIA EAGLES STATISTICS



RECORD: 10-6, 2ND IN NFC EAST

HEAD COACH: BUDDY RYAN

DATE	W/L	SCORE	OPPONENT	ATT.
S-09	L	20-27	AT NY GIANTS	76,202
S-16	L	21-23	PHOENIX	64,396
S-23	W	27-21	AT LA RAMS	63,644
S-30	L	23-24	INDIANAPOLIS	62,067
O-15	W	32-24	MINNESOTA	66,296
O-21	L	7-13	AT WASHINGTON	53,567
O-28	W	21-20	AT DALLAS	62,605
N-04	W	48-20	NEW ENGLAND	65,514
N-12	W	28-14	WASHINGTON	65,857
N-18	W	24-23	AT ATLANTA	53,755
N-25	W	31-13	NY GIANTS	66,706
D-02	L	23-30	AT BUFFALO	79,320
D-09	L	20-23 OT	AT MIAMI	67,034
D-16	W	31-0	GREEN BAY	65,627
D-23	W	17-3	DALLAS	63,895
D-29	W	23-21	AT PHOENIX	31,796
NFC WILD CARD				
J-05	L	6-20	WASHINGTON	65,287

TEAM STATISTICS EAGLES OPP.

TOTAL FIRST DOWNS325251
Rushing13259
Passing170169
Penalty2323
3RD DOWN: MADE/ATT90/21868/217
3RD DOWN PCT.41.331.3
4TH DOWN: MADE/ATT9/128/18
4TH DOWN PCT.75.044.4
POSITION AVG.33:1926:41
TOTAL NET YARDS57004660
AVG. PER GAME356.3291.3
TOTAL PLAYS1069948
AVG. PER PLAY5.34.9
NET YARDS RUSHING25561169
AVG. PER GAME159.873.1
TOTAL RUSHES540337
NET YARDS PASSING31443491
AVG. PER GAME196.5218.2
SACKED/YARDS LOST50/43845/280
GROSS YARDS35823771
ATT./COMPLETIONS479/281566/273
COMPLETION PCT.58.748.2
HAD INTERCEPTED1319
PUNTS/AVERAGE74/40.986/40.3
NET PUNTING AVG.35.534.4
PENALTIES/YARDS120/98194/706
FUMBLES/BALL LOST32/1532/11
TOUCHDOWNS4833
Rushing109
Passing3423
Returns41

SCORE BY PERIODS Q1 Q2 Q3 Q4 OT PTS

EAGLES	84	104	67	141	0	396
OPPONENTS	71	81	40	104	3	299

PASSING	ATT	CMP	Yds	CMP%	Yd/At	TD	INT	Int%	LONG	SACKS	RATING	
CUNNINGHAM	465	271	3466	58.3	7.45	30	6.5	13	2.8	95†	49/431	91.6
McMAHON	9	6	63	66.7	7.00	0	0.0	0	0.0	21	1/7	86.8
BYARS	4	4	53	100.0	13.25	4	0.00	0	0.0	18†	0/0	158.3
FEAGLES	1	0	0	0.0	0.00	0	0.0	0	0.0	0	0/0	39.6
EAGLES	479	281	3582	58.7	7.48	34	7.1	13	2.7	95†	50/438	94.5
OPPONENTS	566	273	3771	48.2	6.66	23	4.1	19	3.4	78†	45/280	69.6

RUSHING	NO.	YDS	AVG	LONG	TD
CUNNINGHAM	118	942	8.0	52†	5
SHERMAN	164	685	4.2	36	1
TONEY	132	452	3.4	20	1
SANDERS	56	208	3.7	39	1
BYARS	37	141	3.8	23	0
VICK	16	58	3.6	17	1
DRUMMOND	8	33	4.1	9	1
C.WILLIAMS	2	20	10.0	18	0
BARNETT	2	13	6.5	12	0
FEAGLES	2	3	1.5	3	0
McMAHON	3	1	0.3	3	0
EAGLES	540	2556	4.7	52†	10
OPPONENTS	337	1169	3.5	51	9

RECEIVING	NO.	YDS	AVG	LONG	TD
BYARS	81	819	10.1	54	3
KEITH JACKSON	50	670	13.4	37†	6
C.WILLIAMS	37	602	16.3	45†	9
BARNETT	36	721	20.0	95†	8
SHERMAN	23	167	7.3	26	3
SCHULER	18	190	10.6	25	0
TONEY	17	133	7.8	32	3
QUICK	9	135	15.0	39	1
DRUMMOND	5	39	7.8	29	0
SANDERS	2	20	10.0	12	0
KEN JACKSON	1	43	43.0	43	0
HARGROVE	1	34	34.0	34†	1
LEBEL	1	9	9.0	9	0
EAGLES	281	3582	12.7	95†	34
OPPONENTS	273	3771	13.8	78†	23

INT'S	NO.	YDS	AVG	LONG	TD
HOPKINS	5	45	9.0	21	0
FRIZZELL	3	91	30.3	37	1
ALLEN	3	37	12.3	35†	1
B.SMITH	3	1	0.3	1	0
EVANS	1	43	43.0	22†	1
WHITE	1	33	33.0	33	0
JOYNER	1	12	12.0	12	0
GOLIC	1	9	9.0	9	0
HOAGE	1	0	0.0	0	0
EAGLES	19	271	14.3	42	3
OPPONENTS	13	88	6.8	38	0

PUNTING	NO.	YDS	AVG	TB	IN	LG	B
FEAGLES	72	3026	42.0	3	20	60	2
EAGLES	74	3026	40.9	3	20	60	2
OPPONENTS	86	3470	40.3	10	22	59	0

PUNT RETURNS	RET	FC	YDS	AVG	LG	TD
R.HARRIS	16	2	151	9.4	30	0
HARGROVE	12	2	83	6.9	13	0
EDWARDS	8	7	60	7.5	13	0
BELLAMY	2	0	22	11.0	22	0
C.WILLIAMS	2	0	-1	-0.5	0	0
EAGLES	40	11	315	7.9	30	0
OPPONENTS	37	19	338	9.1	68†	1

LEADING TACKLERS:	JOYNER 132, EVANS 112, SIMMONS 109, J.BROWN 108, WATERS 101, B.SMITH 91, WHITE 83, HOPKINS 77, SMALL 76, GOLIC 72.
-------------------	--

KICKOFF RETURNS	NO.	YDS	AVG	LG	TD
HARGROVE	19	341	17.9	30	0
SANDERS	15	299	19.9	37	0
KEN JACKSON	6	125	20.8	30	0
BARNETT	4	65	16.3	22	0
EDWARDS	3	36	12.0	14	0
R.HARRIS	1	44	44.0	44	0
VICK	2	22	11.0	13	0
BELLAMY	1	17	17.0	17	0
JENKINS	1	14	14.0	14	0
ALLEN	1	2	2.0	2	0
HAGER	1	0	0.0	0	0
EAGLES	54	965	17.9	44	0
OPPONENTS	74	1408	19.0	40	0

SCORING	TD	RU	PA	RT	PAT	FG	S	PTS
RUIZEK	0	0	0	0	45-48	21-29	0	108
C.WILLIAMS	9	0	9	0				54
BARNETT	8	0	8	0				48
KEITH JACKSON	6	0	6	0				36
CUNNINGHAM	5	5	0	0				30
SHERMAN	4	1	3	0				24
TONEY	4	1	3	0				24
BYARS	3	0	3	0				18
ALLEN	1	0	0	1				6
DRUMMOND	1	1	0	0				6
EVANS	1	0	0	1				6
FRIZZELL	1	0	0	1				6
HARGROVE	1	0	1	0				6
QUICK	1	0	1	0				6
SANDERS	1	1	0	0				6
SIMMONS	1	0	0	1				6
VICK	1	1	0	0				6
EAGLES	48	10	34	4	45-48	21-29	0	396
Opp.	33	9	23	1	32-33	23-32	0	299

FGS	1-19	20-29	30-39	40-49	50+
RUIZEK	2/2	5/7	9/12	4/7	1/1
EAGLES	2/2	5/7	9/12	4/7	1/1
OPPONENTS	0/0	4/4	7/8	10/15	2/5

RUIZEK: (37G,29G) () (43G,36N,18G)
 (22G,49N,44G,31G) (38G,30G,29G,19G)
 (28N,40N) () (27G,34G) () (46G) (39G) (32G)
 (39N,53G,33G) (22N,34G,37N) (47N,29G) (44G)
 Opp: (38G,46G) (25G,50G,42G) (48N) (41G)
 (33G) (51N,48N,41N,50N,33G,39G) (43G,43G,51N)
 (39G,49N,44G) () (53G,46G,28G) () (43G,21G,45G,36N)
 (24G,34G,39G) (47N) (46G) ()

SACKS: WHITE 14.0, SIMMONS 8.0, JOYNER 7.5, SMALL 3.5, PITTS 3.0, HOPKINS 2.0, GOLIC 2.0, J.BROWN 1.0, CHAPURA 1.0, EVANS 1.0, FRIZZELL 1.0, HOAGE 1.0
EAGLES 45.0, OPPONENTS 50.0

USUAL STARTERS

WR FRED BARNETT	LDE REGGIE WHITE
LT RON HELLER	LDT MIKE GOLIC
LG MIKE SCHAID	RDT JEROME BROWN
C DAVID ALEXANDER	RDE CLYDE SIMMONS
RT RON SOLT	LLB SETH JOYNER
RG REGGIE SINGLETARY	MLB BYRON EVANS
TE KEITH JACKSON	RLB JESSIE SMALL
WR CALVIN WILLIAMS	LCB BEN SMITH
QB RANDALL CUNNINGHAM	RCB ERIC ALLEN
RB KEITH BYARS	SS ANDRE WATERS
FB ANTHONY TONEY	FS WES HOPKINS

PRO BOWL: DT JEROME BROWN, QB RANDALL CUNNINGHAM, TE KEITH JACKSON, DE REGGIE WHITE



1991 PHILADELPHIA EAGLES STATISTICS



RECORD: 10-6, 3RD IN NFC EAST
HEAD COACH: RICH KOTITE

DATE	W/L	SCORE	OPPONENT	ATT.
S-01	W	20-3	AT GREEN BAY	58,991
S-08	L	10-26	PHOENIX	63,818
S-15	W	24-0	AT DALLAS	62,656
S-22	W	23-14	PITTSBURGH	65,511
S-30	L	0-23	AT WASHINGTON	55,198
O-06	L	13-14	AT TAMPA BAY	41,219
O-13	L	6-13	NEW ORLEANS	64,224
O-27	L	7-23	SAN FRANCISCO	65,796
N-04	W	30-7	NY GIANTS	65,816
N-10	W	32-30	AT CLEVELAND	72,086
N-17	W	17-10	CINCINNATI	63,189
N-24	W	34-14	AT PHOENIX	37,307
D-02	W	13-6	AT HOUSTON	62,141
D-08	W	19-14	AT NY GIANTS	76,099
D-15	L	13-25	DALLAS	65,854
D-22	W	24-22	WASHINGTON	58,988

TEAM STATISTICS	EAGLES	OPP.
TOTAL FIRST DOWNS	249	206
RUSHING	86	53
PASSING	142	133
PENALTY	21	20
3RD DOWN: MADE/ATT.	73/223	62/208
3RD DOWN PCT.	32.7	29.8
4TH DOWN: MADE/ATT.	8/13	2/13
4TH DOWN PCT.	61.5	15.4
POSSESSION AVG.	33:25	26:35
TOTAL NET YARDS	4302	3549
AVG. PER GAME	268.9	221.8
TOTAL PLAYS	1004	905
AVG. PER PLAY	4.3	3.9
NET YARDS RUSHING	1396	1136
AVG. PER GAME	87.3	71.0
TOTAL RUSHES	446	383
NET YARDS PASSING	2906	2413
AVG. PER GAME	181.6	150.8
SACKED/YARDS LOST	45/263	55/394
GROSS YARDS	3169	2807
ATT./COMPLETIONS	513/285	467/206
COMPLETION PCT.	55.6	44.1
HAD INTERCEPTED	27	26
PUNTS/AVERAGE	88/41.4	86/42.7
NET PUNTING AVG.	34.0	37.4
PENALTIES/YARDS	111/839	105/881
FUMBLES/BALL LOST	34/16	43/22
TOUCHDOWNS	29	24
RUSHING	8	4
PASSING	17	16
RETURNS	4	4

SCORE BY PERIODS	Q1	Q2	Q3	Q4	OT	PTS
EAGLES	41	109	53	82	0	285
OPPONENTS	72	71	38	63	0	244

PASSING	ATT	CMP	YDS	CMP%	YO/AT	TD	TD%	INT	INT%	LONG	SACKS	RATING
McMAHON	311	187	2239	60.1	7.20	12	3.9	11	3.5	751	21/128	80.3
KEMP	114	57	546	50.0	4.79	5	4.4	5	4.4	57	12/61	60.1
GOEBEL	56	30	267	53.6	4.77	0	0.0	6	10.7	26	6/37	27.0
RYAN	26	10	98	38.5	3.77	0	0.0	4	15.4	32	4/21	10.3
CUNNINGHAM	4	1	19	25.0	4.75	0	0.0	0	0.0	19	2/16	46.9
BYARS	2	0	0	0.0	0.00	0	0.0	1	50.0	0	0/0	0.0
EAGLES	513	285	3169	55.6	6.18	17	3.3	27	5.3	751	45/263	63.2
OPPONENTS	467	206	2807	44.1	6.01	16	3.4	26	5.6	75	55/394	52.1

RUSHING	NO.	YDS	AVG	LONG	TD
JOSEPH	135	440	3.3	24	3
BYARS	94	383	4.1	28	1
SHERMAN	106	279	2.6	12	0
KEMP	16	73	4.6	18	0
SANDERS	54	122	2.3	16	1
McMAHON	22	55	2.5	12	1
DRUMMOND	12	27	2.3	7	2
KEN JACKSON	1	18	18.0	18	0
GOEBEL	1	2	2.0	2	0
BARNETT	1	0	0.0	0	0
FEAGLES	3	-1	-0.3	11	0
RYAN	1	-2	-2.0	-2	0
EAGLES	446	1396	3.1	28	8
OPPONENTS	383	1136	3.0	34	4

RECEIVING	NO.	YDS	AVG	LONG	TD
BARNETT	62	948	15.3	75T	4
BYARS	62	564	9.1	37	3
KEITH JACKSON	48	569	11.9	73T	5
WILLIAMS	33	326	9.9	30	3
GREEN	29	364	12.6	42	0
SHERMAN	14	59	4.2	11	0
JOSEPH	10	64	6.4	13	0
SANDERS	8	62	7.8	14	0
SHULER	6	91	15.2	21	0
M. JOHNSON	6	70	11.7	31T	2
KEN JACKSON	4	29	7.3	9	0
HARRIS	2	28	14.0	22	0
McMAHON	1	-5	-5.0	-5	0
EAGLES	285	3169	11.1	75T	17
OPPONENTS	206	2807	13.6	75	16

INT'S	NO.	YDS	AVG	LONG	TD
HOPKINS	5	26	5.2	14	0
ALLEN	5	20	4.0	8	0
JOYNER	3	41	13.7	41	0
MIANO	3	30	10.0	18	0
O. SMITH	2	74	37.0	74T	1
EVANS	2	46	23.0	31	0
B. SMITH	2	6	3.0	6	0
BOOTY	1	24	24.0	24	0
GOLIC	1	13	13.0	13	0
WATERS	1	0	0.0	0	0
WHITE	1	0	0.0	0	0
EAGLES	26	280	10.8	74T	1
OPPONENTS	27	432	16.0	59	2

PUNTING	NO.	YDS	AVG	TB	IN	LG	B
FEAGLES	87	3640	41.8	11	29	77	1
EAGLES	88	3640	41.4	11	29	77	1
OPPONENTS	86	3670	42.7	2	19	65	1

PUNT RETURNS	RET	FC	YDS	AVG	LG	TD
HARRIS	53	9	416	7.8	40	0
EAGLES	53	9	416	7.8	40	0
OPPONENTS	42	11	431	10.3	85T	1

KICKOFF RETURNS	NO.	YDS	AVG	LG	TD
HARRIS	28	473	16.9	33	0
SANDERS	10	160	16.0	31	0
GREEN	5	70	14.0	21	0
SHERMAN	4	61	15.3	20	0
EAGLES	47	764	16.3	33	0
OPPONENTS	60	1146	19.1	51	0

SCORING	TD	RU	PA	RT	PAT	FG	S	PTS
RUZEK	0	0	0	0	27-29	28-33	0	111
KEL JACKSON	5	0	5	0	0	0	0	30
BARNETT	4	0	4	0	0	0	0	24
BYARS	4	1	3	0	0	0	0	24
JOSEPH	3	3	0	0	0	0	0	18
WILLIAMS	3	0	3	0	0	0	0	18
DRUMMOND	2	2	0	0	0	0	0	12
M. JOHNSON	2	0	2	0	0	0	0	12
JOYNER	2	0	2	0	0	0	0	12
McMAHON	1	1	0	0	0	0	0	6
SANDERS	1	1	0	0	0	0	0	6
SIMMONS	1	0	1	0	0	0	0	6
O. SMITH	1	0	1	0	0	0	0	6
EAGLES	29	8	17	4	27-29	28-33	0	285
OPP.	24	4	16	4	23-24	25-33	1	244

FGS	1-9	20-29	30-39	40-49	50+
RUZEK	2/2	8/8	9/10	8/10	1/3
EAGLES	2/2	8/8	9/10	8/10	1/3
OPPONENTS	0/0	7/7	8/10	6/11	4/5

RUZEK: (37G,40G) (47G,47N) (42G,55N)
(27G,34G,20G) (18G,45G) (48G,41G) (37N)
(38G,36G,25G) (21G,37G,24G,19G) (42N,37G) (23G,29G) (46G,21G,51G,36G) (37G,51N,47G) (38G)
OPPONENTS: (21G) (52G,28G,22G,42G) (1) (37G,35G,45N,27G) (32N) (36G,43N,26G) (45G,25G,50G) (50G) (38G) (43N) (42G,47G) (44N,32N) (50G,55N,32G,37G) (21G,47G,47G,38G,49N,35G)

SACKS: WHITE 15.0, SIMMONS 13.0, BROWN 9.0, JOYNER 6.5, GOLIC 2.5, HOPKINS 2.0, PITTS 2.0, W. THOMAS 2.0, BOOTY 1.0, JENKINS 1.0, EAGLES 55.0, OPPONENTS 45.0

LEADING TACKLERS: WATERS 156, BROWN 150, HOPKINS 138, SIMMONS 115, EVANS 111, JOYNER 110, WHITE 100, PITTS 100, GOLIC 72, W. THOMAS 40

USUAL STARTERS			
WR FRED BARNETT	LDE REGGIE WHITE	QB JIM McMAHON	LCB BEN SMITH
LT RON HELLER	LDT MIKE PITTS	RB HEATH SHERMAN (5)	RCB ERIC ALLEN
LG DENNIS McKNIGHT	RDT JEROME BROWN	JAMES JOSEPH (3)	SS ANDRE WATERS
C DAVID ALEXANDER	RDE CLYDE SIMMONS	THOMAS SANDERS (3)	FS WES HOPKINS
RG RON SOLT	LLB SETH JOYNER	FB KEITH BYARS	
RT ANTOINE DAVIS	MLB BYRON EVANS		
TE KEITH JACKSON	RLB JESSIE SMALL (8)		
WR CALVIN WILLIAMS	WILLIAM THOMAS (7)		

PRO BOWL SELECTIONS: CB ERIC ALLEN, DT JEROME BROWN, LB SETH JOYNER, DE CLYDE SIMMONS, DE REGGIE WHITE



1992

PHILADELPHIA EAGLES STATISTICS



RECORD: 11-5, 2ND IN NFC EAST

HEAD COACH: RICH KOTITE

DATE	W/L	SCORE	OPPONENT	ATT.
S-06	W	15-13	NEW ORLEANS	65,513
S-13	W	31-14	AT PHOENIX	42,533
S-20	W	30-0	DENVER	65,833
O-05	W	31-7	DALLAS	66,572
O-11	L	17-24	AT KANSAS CITY	76,626
O-18	L	12-16	AT WASHINGTON	56,380
O-25	W	7-3	PHOENIX	64,676
N-01	L	10-20	AT DALLAS	65,012
N-08	W	31-10	L.A. RAIDERS	65,388
N-15	L	24-27	AT GREEN BAY (MI)	52,689
N-22	W	47-34	AT NY GIANTS	68,153
N-29	L	14-20	AT SAN FRANCISCO	64,374
D-06	W	28-17	MINNESOTA	65,280
D-13	W	20-17 OT	AT SEATTLE	47,492
D-20	W	17-13	WASHINGTON	65,841
D-27	W	20-10	NY GIANTS	64,266
NFC WILD CARD				
J-03	W	36-20	AT NEW ORLEANS	68,893
NFC DIVISIONAL PLAYOFF				
J-10	L	10-34	AT DALLAS	63,721

TEAM STATISTICS

	EAGLES	OPP.
TOTAL FIRST DOWNS	292	242
RUSHING	138	73
PASSING	138	146
PENALTY	16	23
3RD DOWN MADE/ATT.....80/208	74/222	
3RD DOWN PCT.	38.5	33.3
4TH DOWN MADE/ATT.....7/14	13/20	
4TH DOWN PCT.	50.0	65.0
POSSESSION AVG.	31:47	28:13
TOTAL NET YARDS	4980	4402
AVG. PER GAME	311.3	275.1
TOTAL PLAYS	1009	959
AVG. PER PLAY	4.9	4.6
NET YARDS RUSHING	2388	1481
AVG. PER GAME	149.3	92.6
TOTAL RUSHES	516	386
NET YARDS PASSING	2592	2921
AVG. PER GAME	162.0	182.6
SACKED/YARDS LOST	64/462	56/395
GROSS YARDS	3054	3316
ATT./COMPLETIONS	429/255	517/263
COMPLETION PCT.	59.4	50.9
HAD INTERCEPTED	13	24
PUNTS/AVERAGE	82/42.2	85/41.5
NET PUNTING AVG.	36.9	34.3
PENALTIES/YARDS	101/807	86/683
FUMBLES/BALL LOST	25/15	27/13
TOUCHDOWNS	44	26
RUSHING	19	4
PASSING	20	20
RETURNS	5	2

	PASSING	ATT	CMP	YDS	CMP%	Yd/At	TD	TD%	INT	INT%	LONG	SACKS	RATING
CUNNINGHAM	384	233	2775	60.7	7.23	19	4.9	11	2.9	757	60/437	87.3	
McMAHON	43	22	279	51.2	6.49	1	2.3	2	4.7	42T	4/25	60.1	
BYARS	1	0	0	0.0	0.00	0	0.0	0	0.0	0	0/0	39.6	
WALKER	1	0	0	0.0	0.00	0	0.0	0	0.0	0	0/0	39.6	
EAGLES	429	255	3054	59.4	7.12	20	4.7	13	3.0	757	64/462	84.2	
OPPONENTS	517	263	3316	50.9	6.41	20	3.9	24	4.6	74T	56/395	64.8	

RUSHING	NO.	YDS	AVG	LONG	TD
WALKER	267	1070	4.0	38	8
SHERMAN	112	583	5.2	34	5
CUNNINGHAM	87	549	6.3	30	5
BYARS	41	176	4.3	23	1
McMAHON	6	23	3.8	11	0
SIKAHEMA	2	2	1.0	1	0
BARNETT	1	-15	-15.0	-15	0
EAGLES	516	2388	4.6	38	19
OPPONENTS	386	1481	3.8	51	4

RECEIVING	NO.	YDS	AVG	LONG	TD
BARNETT	67	1083	16.2	71T	6
BYARS	56	503	9.0	46	2
C.WILLIAMS	42	598	14.2	49T	7
WALKER	38	278	7.3	41	2
SHERMAN	18	219	12.2	75T	1
SIKAHEMA	13	142	10.9	22	0
GREEN	8	105	13.1	21	0
BEACH	8	75	9.4	16	2
F.DIXON	3	36	12.0	19	0
M.JOHNSON	2	16	8.0	13	0
EAGLES	255	3054	12.0	75T	20
OPPONENTS	263	3316	12.6	74T	20

INT'S	NO.	YDS	AVG	LONG	TD
JOYNER	4	88	22.0	43T	2
EVANS	4	76	19.0	43	0
ALLEN	4	49	12.3	36	0
BOOTY	3	22	7.3	22	0
HOPKINS	3	6	2.0	4	0
W.THOMAS	2	4	2.0	4	0
MIANO	1	39	39.0	39	0
WATERS	1	23	23.0	23	0
McMILLIAN	1	0	0.0	0	0
O.SMITH	1	0	0.0	0	0
EAGLES	24	307	12.8	49	2
OPPONENTS	13	77	5.9	30	0

PUNTING	NO.	YDS	AVG	TB	IN	LG	B
EAGLES	82	3459	42.2	7	26	68	0
EAGLES	82	3459	42.2	7	26	68	0
OPPONENTS	85	3531	41.5	3	22	66	1

PUNT RETURNS	RET	FC	YDS	AVG	LG	TD
SIKAHEMA	40	10	503	12.6	87T	1
SYDNER	7	5	52	7.4	17	0
EAGLES	47	15	555	11.8	87T	1
OPPONENTS	36	20	295	8.2	47	0

SCORE BY PERIODS	Q1	Q2	Q3	Q4	OT	PTS
EAGLES	45	109	89	108	3	354
OPPONENTS	47	87	30	81	0	245

KICKOFF RETURNS	NO.	YDS	AVG	LG	TD
SIKAHEMA	26	528	20.3	41	0
SYDNER	17	368	21.6	45	0
WALKER	3	69	23.0	34	0
BOOTY	1	11	11.0	11	0
BROOKS	1	11	11.0	11	0
EAGLES	48	987	20.6	45	1
OPPONENTS	53	1027	19.4	92T	0

SCORING	TD	RU	PA	RT	PAT	FG	S	PTS
RUZEK	0	0	0	0	40-44	16-25	0	88
WALKER	10	8	2	0				60
C.WILLIAMS	7	0	7	0				42
BARNETT	6	0	6	0				36
SHERMAN	6	5	1	0				36
CUNNINGHAM	5	5	0	0				30
BYARS	3	1	2	0				18
BEACH	2	0	2	0				12
JOYNER	2	0	2	0				12
ROSE	1	0	0	1				6
SIKAHEMA	1	0	0	1				6
WHITE	1	0	0	1				6
TEAM	0	0	0	0				1
EAGLES	44	19	20	5	40-44	16-25	1	354
Opp.	26	4	20	2	26-26	21-32	0	245

FGS	1-9	20-29	30-39	40-49	50+
RUZEK	2/2	3/3	4/6	6/13	1/1
EAGLES	2/2	3/3	4/6	6/13	1/1
OPPONENTS	1/1	8/10	8/11	4/10	0/0

RUZEK: (18G) (33G) (50G,27G,35G) (40G) (49G,39G,43B) (39G) (46N,42N) (18G) (24G) (34G) (0) (40N) (42G,34B,44G) (45N,47N,23G) (40B,45G,46G)

OPPONENTS: (39G,31G,41N) (48N) (49N,33N) (48N) (20G) (32N,18G,21G,28G) (24N,34G) (42N,38N,35G,48G) (22G) (31G,41G) (35G,44G) (22G,28N,28G) (42N,32G) (39G) (29G,41G) (20G)

SACKS: SIMMONS 19.0, WHITE 14.0, HARMON 7.5, JOYNER 7.0, PITTS 4.0, GOLIC 2.0, W.THOMAS 1.5, EAGLES 56.0, OPPONENTS 64.0

LEADING TACKLERS: EVANS 175, MIANO 125, JOYNER 121, HOPKINS 102, BOOTY 97, SIMMONS 96, W.THOMAS 94, GOLIC 94, WHITE 81, ALLEN 72.

USUAL STARTERS			
WR	FRED BARNETT	LDE	REGGIE WHITE
LT	RON HELLER	LDT	ANDY HARMON
LG	MIKE SCHAD	RT	MIKE GOLIC
C	DAVID ALEXANDER	RDE	CLYDE SIMMONS
RG	ERIC FLOYD	LLB	SETH JOYNER
RT	ANTONE DAVIS	MLB	BYRON EVANS
TE	KEITH BYARS (8)	RLB	WILLIAM THOMAS
	PAT BEACH (7)	LCB	IZEL JENKINS (6)
WR	CALVIN WILLIAMS		JOHN BOOTY (6)
QB	RANDALL CUNNINGHAM	RCB	ERIC ALLEN
RB	HERSCHEL WALKER	SS	RICH MIANO
FB	HEATH SHERMAN (7)	FS	WES HOPKINS (10)
	KEITH BYARS (7)		ANDRE WATERS (6)

PRO BOWL SELECTIONS: CB ERIC ALLEN, WR FRED BARNETT, DE CLYDE SIMMONS, DE REGGIE WHITE



1993

PHILADELPHIA EAGLES STATISTICS



RECORD: 8-8, 3RD IN NFC EAST

HEAD COACH: RICH KOTITE

DATE	W/L	SCORE	OPPONENT	ATT.
S-05	W	23-17	PHOENIX	59,831
S-12	W	20-17	AT GREEN BAY	59,061
S-19	W	34-31	WASHINGTON	65,435
O-03	W	35-30	AT NY JETS	72,593
O-10	L	6-17	CHICAGO	63,601
O-17	L	10-21	AT NY GIANTS	76,050
O-31	L	10-23	DALLAS	61,912
N-07	L	3-16	AT PHOENIX	46,663
N-14	L	14-19	MIAMI	64,213
N-21	L	3-7	NY GIANTS	62,928
N-28	W	17-14	AT WASHINGTON	46,663
O-06	L	17-23	DALLAS	64,521
D-12	L	7-10	BUFFALO	60,769
D-19	W	20-10	AT INDIANAPOLIS	44,952
D-26	W	37-26	NEW ORLEANS	50,085
J-03	W	37-34	AT SAN FRANCISCO	61,653

RUSHING	NO.	YDS	AVG	LONG	TD
WALKER	174	746	4.3	35	1
SHERMAN	115	406	3.5	19	2
HEBRON	84	297	3.5	33	3
JOSEPH	39	140	3.6	12	0
CUNNINGHAM	18	110	6.1	26	1
BRISTER	20	39	2.0	13	0
O'BRIEN	4	17	4.3	11	0
FEAGLES	2	6	3.0	6	0
EAGLES	456	1761	3.9	35	7
OPPONENTS	467	2080	4.5	85T	11

RECEIVING	NO.	YDS	AVG	LONG	TD
WALKER	75	610	8.1	55	3
C.WILLIAMS	60	725	12.1	80T	10
BAVARO	43	481	11.2	27	6
BAILEY	41	545	13.3	58	1
JOSEPH	29	291	10.0	42	1
BARNETT	17	170	10.0	21	0
YOUNG	14	186	13.3	49T	2
LOFTON	13	167	12.8	32	0
SHERMAN	12	78	6.5	21	0
HEBRON	11	82	7.5	12	0
M.JOHNSON	10	81	8.1	17	0
SYDNER	2	42	21.0	31	0
LAWRENCE	1	5	5.0	5	0
EAGLES	328	3463	10.6	80T	23
OPPONENTS	251	3153	12.6	69	22

INT'S	NO.	YDS	AVG	LONG	TD
ALLEN	6	201	33.5	94T	4
MIANO	4	26	6.5	16	0
W.THOMAS	2	39	19.5	21	0
MC MILLIAN	2	25	12.5	17	0
HAGER	1	19	19.0	19	0
EVANS	1	8	8.0	8	0
JOYNER	1	6	6.0	6	0
HOPKINS	1	0	0.0	0	0
SIMMONS	1	0	0.0	0	0
O.SMITH	1	0	0.0	0	0
EAGLES	20	324	16.2	94T	4
OPPONENTS	13	107	8.2	41	0

PUNTING	NO.	YDS	AVG	TB	IN	LG	B
FEAGLES	83	3323	40.0	4	31	60	0
EAGLES	83	3323	40.0	4	31	60	0
OPPONENTS	75	3137	41.8	7	28	59	0

PUNT RETURNS	RET	FC	YDS	AVG	LG	TD
SIAKHEMA	33	20	275	8.3	25	0
O.SMITH	0	0	9	-	9	0
EAGLES	33	20	284	8.6	25	0
OPPONENTS	35	19	311	8.9	83T	1

LEADING TACKLERS: JOYNER 113, EVANS 109, W.THOMAS 107, MIANO 104, SIMMONS 98, HOPKINS 94, HARMON 89, HAGER 78, ALLEN 64, WATERS 64.

KICKOFF RETURNS	NO.	YDS	AVG	LG	TD
SIAKHEMA	30	579	19.3	35	0
WALKER	11	184	16.7	30	0
SYDNER	9	158	17.6	36	0
HEBRON	3	35	11.7	18	0
M.JOHNSON	1	7	7.0	7	0
O.SMITH	0	24	-	24	0
EAGLES	54	987	18.3	36	0
OPPONENTS	53	1133	21.4	60	0

SCORING	TD	RU	PA	RT	PAT	FG	S	PTS
C.WILLIAMS	10	0	10	0	0	0	0	60
BAHR	0	0	0	18-19	8-13	0	0	42
RUZEK	0	0	0	13-16	8-10	0	0	37
BAVARO	6	0	6	0	0	0	0	36
ALLEN	4	0	4	0	0	0	0	24
WALKER	4	1	3	0	0	0	0	24
HEBRON	3	3	0	0	0	0	0	18
SHERMAN	2	2	0	0	0	0	0	12
YOUNG	2	0	2	0	0	0	0	12
BAILEY	1	0	1	0	0	0	0	6
CUNNINGHAM	1	1	0	0	0	0	0	6
EVANS	1	0	1	0	0	0	0	6
JOSEPH	1	0	1	0	0	0	0	6
FLORES	0	0	0	0	0	1	2	2
TEAM	0	0	0	0	0	1	2	2
EAGLES	35	7	23	5	31-35	16-23	2	293
OPP.	35	11	22	2	34-35	23-34	1	315

FGS	1-9	20-29	30-39	40-49	50+
BAHR	0/0	4/6	2/2	2/5	0/0
RUZEK	0/0	4/4	3/5	1/1	0/0
EAGLES	0/0	8/10	5/7	3/6	0/0
OPPONENTS	1/1	8/9	8/11	5/10	1/3

RUZEK: (32N) (31N,27G,30G) (0 0 0 0 0 0 0 0 0 0 0 0) (0 (21G,25G) (46G) (34G,32G,28G)
 BAHR: (0 (0 (27G,42G) (0 (0 (48G) (33G) (27G,27N) (47N) (35G) (22G) (25G,44N) (21N,45N) (0 (0 (0
 OPPONENTS: (24G) (23G) (38G) (0 (37G) (0 (35G,23G,40G) (23G,20G,29G,47N,40N) (46G,45G) (52N,34N,45N) (35N) (23G,19G,47G) (42N,29N,51N,34G) (39G) (41G,56G,35G,37G) (30G,47N,29G,32N)

SACKS: HARMON 11.5, W.THOMAS 6.5, SIMMONS 5.0, MILLARD 4.0, FLORES 3.0, ALLEN 2.0, JOYNER 2.0, HAGER 1.0, PERRY 1.0, EAGLES 36.0, OPPONENTS 42.0

USUAL STARTERS

WR	VICTOR BAILEY	LDE	MIKE FLORES
LT	BRODERICK THOMPSON	LDT	ANDY HARMON
LG	MIKE SCHAD	RDT	WILLIAM PERRY
C	DAVID ALEXANDER	RDE	CLYDE SIMMONS
RG	LESTER HOLMES (6)	LLB	SETH JOYNER
	RON HALLSTRIM (6)	MLB	BYRON EVANS
RT	ANTONE DAVIS	RCB	WILLIAM THOMAS
TE	MARK BAVARO	LCB	MARK MC MILLIAN
WR	CALVIN WILLIAMS	RCB	ERIC ALLEN
QB	BUBBY BRISTER (8)	SS	ANDRE WATERS (5)
	R.CUNNINGHAM (4)	WS	HOPKINS (6)
	KEN O'BRIEN (4)	FS	RICH MIANO
RB	HERSCHEL WALKER		
FB	HEATH SHERMAN (6)		
	JAMES JOSEPH (5)		

PRO BOWL SELECTIONS: CB ERIC ALLEN, LB SETH JOYNER

PASSING	ATT	CMP	YDS	CMP%	Yo/At	TD	TD%	INT	INT%	LONG	SACKS	RATING
BRISTER	309	181	1905	58.6	6.17	14	4.5	5	1.6	58	19/148	84.9
O'BRIEN	137	71	708	51.8	5.17	4	2.9	3	2.2	41	15/116	67.4
CUNNINGHAM	110	76	850	69.1	7.73	5	4.5	5	4.5	80T	7/33	88.1
WALKER	0	0	0	0	-	0	0	0	0	-	1/5	...
EAGLES	556	328	3463	59.0	6.23	23	4.1	13	2.3	80T	42/302	81.2
OPPONENTS	463	251	3153	54.2	6.81	22	4.8	20	4.3	69	36/214	73.5



1994

PHILADELPHIA EAGLES STATISTICS



RECORD: 7-9, 4TH IN NFC EAST
HEAD COACH: RICH KOTITE

DATE	W/L	SCORE	OPPONENT	ATT.
S-04	L	23-28	AT NY GIANTS	76,130
S-12	W	30-22	CHICAGO	64,890
S-18	W	13-7	GREEN BAY	63,922
O-02	W	40-8	AT SAN FRANCISCO	64,843
O-09	W	21-17	WASHINGTON	63,947
O-16	L	13-24	AT DALLAS	64,703
O-24	W	21-6	HOUSTON	65,233
O-30	W	31-29	AT WASHINGTON	53,530
N-06	W	17-7	ARIZONA	64,952
N-13	L	7-26	CLEVELAND	65,233
N-20	L	6-12	AT ARIZONA	62,779
N-27	L	21-28	AT ATLANTA	60,008
D-04	L	19-31	DALLAS	65,974
D-11	L	3-14	AT PITTSBURGH	55,474
D-18	L	13-16	NY GIANTS	64,540
D-24	L	30-33	AT CINCINNATI	39,923

TEAM STATISTICS	EAGLES	OPP.
TOTAL FIRST DOWNS	293	275
RUSHING	103	94
PASSING	168	151
PENALTY	22	30
3RD DOWN: MADE/ATT	101/243	78/214
3RD DOWN PCT.	41.6	36.4
4TH DOWN: MADE/ATT	6/17	4/9
4TH DOWN PCT.	35.3	44.4
POSSESSION AVG.	30:47	29:13
TOTAL NET YARDS	5125	4710
AVG. PER GAME	320.3	294.4
TOTAL PLAYS	1046	981
AVG. PER PLAY	4.9	4.8
NET YARDS RUSHING	1761	1616
AVG. PER GAME	110.1	101.0
TOTAL RUSHES	432	449
NET YARDS PASSING	3364	3094
AVG. PER GAME	210.3	193.4
SACKED/YARDS LOST	48/372	42/265
GROSS YARDS	3736	3359
ATT./COMPLETIONS	566/316	490/251
COMPLETION PCT.	55.8	51.2
HAD INTERCEPTED	14	21
PUNTS/AVERAGE	92/40.5	90/39.7
NET PUNTING AVG.	35.4	32.8
PENALTIES/YARDS	138/1107	98/844
FUMBLES/BALL LOST	23/12	29/14
TOUCHDOWNS	35	33
RUSHING	14	11
PASSING	18	20
RETURNS	3	2

SCORE BY PERIODS	Q1	Q2	Q3	Q4	OT	PTS
EAGLES	48	106	81	73	0	308
OPPONENTS	65	73	65	105	0	308

PASSING	ATT	CMP	YDS	CMP%	Yd/At	TD	TD%	INT	INT%	LONG	SACKS	RATING
CUNNINGHAM	490	265	3229	54.1	6.59	16	3.3	13	2.7	93	43/333	74.4
BRISTER	76	51	507	67.1	6.67	2	2.6	1	1.3	53	5/39	89.1
EAGLES	566	316	3736	55.8	6.60	18	3.2	14	2.5	93	48/372	76.4
OPPONENTS	490	251	3359	51.2	6.86	20	4.1	21	4.3	85t	42/265	69.1

RUSHING	NO.	YDS	AVG	LONG	TD
WALKER	113	528	4.7	91T	5
GARNER	109	399	3.7	28T	3
HEBRON	82	325	4.0	19	2
CUNNINGHAM	65	288	4.4	22	3
JOSEPH	60	203	3.4	34T	1
C.WILLIAMS	2	11	5.5	6	0
BRISTER	1	7	7.0	7	0
EAGLES	432	1761	4.1	91T	14
OPPONENTS	449	1616	3.6	33	11

RECEIVING	NO.	YDS	AVG	LONG	TD
BARNETT	78	1127	14.4	54	5
C.WILLIAMS	58	813	14.0	53	3
WALKER	50	500	10.0	93	2
JOSEPH	43	344	8.0	35T	2
M.JOHNSON	21	204	9.7	22	2
BAILEY	20	311	15.6	61	1
HEBRON	18	137	7.6	29	0
BAVARO	17	215	12.6	27T	3
GARNER	8	74	9.3	28	0
ALEXANDER	2	1	0.5	1	0
SYDNER	1	10	10.0	10	0
EAGLES	316	3736	11.8	93	18
OPPONENTS	251	3359	13.4	85T	20

INT'S	NO.	YDS	AVG	LONG	TD
G.JACKSON	6	86	14.3	55T	1
ZORDICH	4	39	9.8	18T	1
ALLEN	3	61	20.3	33	0
ROMANOWSKI	2	8	4.0	8	0
McMILLIAN	2	2	1.0	5	0
W.THOMAS	1	7	7.0	7	0
EVANS	1	6	6.0	6	0
HAGER	1	0	0.0	0	0
HARMON	1	0	0.0	0	0
EAGLES	21	209	10.0	55T	2
OPPONENTS	14	206	14.7	94T	1

PUNTING	NO.	YDS	AVG	TB	IN	LG	B
BARKER	66	2696	40.8	7	20	67	0
BERGER	25	951	38.0	2	8	57	0
CUNNINGHAM	1	80	80.0	0	1	80	0
EAGLES	92	3727	40.5	9	29	80	0
OPPONENTS	90	3570	39.7	12	27	60	0

PUNT RETURNS	RET	FC	YDS	AVG	LG	TD
SYDNER	40	17	381	9.5	49	0
O'NEAL	1	0	0	0.0	0	0
BAILEY	0	1	0	-	0	0
EAGLES	41	18	381	9.3	49	0
OPPONENTS	47	17	286	6.1	68T	1

LEADING TACKLERS: ZORDICH 130, W.THOMAS 126, G.JACKSON 119, HARMON 100, ROMANOWSKI 96, EVANS 82, ALLEN 68, PERRY 66, FULLER 63, HAGER 60.

KICKOFF RETURNS	NO.	YDS	AVG	LG	TD
WALKER	21	581	27.7	94T	1
HEBRON	21	443	21.1	33	0
SYDNER	20	392	19.6	34	0
O.SMITH	1	14	14.0	14	0
JOSEPH	1	11	11.0	11	0
M.JOHNSON	1	0	0.0	0	0
O'NEAL	1	0	0.0	0	0
ZORDICH	1	0	0.0	0	0
EAGLES	67	1441	21.5	94T	1
OPPONENTS	64	1425	22.3	68	0

SCORING	TD	RU	PA	RT	PAT	FG	S	PTS
MURRAY	0	0	0	0	33-33	21-25	0	96
WALKER	8	5	2	1	0	0	0	48
BARNETT	5	0	5	0	0	0	0	30
BAVARO	3	0	3	0	0	0	0	18
CUNNINGHAM	3	0	0	0	0	0	0	18
GARNER	3	3	0	0	0	0	0	18
JOSEPH	3	1	2	0	0	0	0	18
C.WILLIAMS	3	0	3	0	0	0	0	18
HEBRON	2	2	0	0	0	0	0	12
M.JOHNSON	2	0	2	0	0	0	0	12
BAILEY	1	0	1	0	0	0	0	6
G.JACKSON	1	0	0	1	0	0	0	6
ZORDICH	1	0	0	1	0	0	0	6
FULLER	0	0	0	0	0	1	2	8
EAGLES	35	14	18	3	33-33	21-25	1	308
OPP.	35	11	20	2	27-28	25-26	0	308

2-PT. CONVERSIONS: EAGLES 0-2, OPP. 4-5

FGS	1-19	20-29	30-39	40-49	50+
MURRAY	1/1	8/8	10/10	2/6	0/0
EAGLES	1/1	8/8	10/10	2/6	0/0
OPPONENTS	3/3	9/9	5/5	5/5	3/4

MURRAY: (21G,39G,36G) (41G,29G,33G) (26G,26G) (36G) (0) (0) (49N,42N,30G) (42N,36G) (0) (26G,30G) (0) (22G,19G) (21G) (32G,42G,44N) (36G,23G,35G)
OPPONENTS: (0) (0) (0) (47G) (37G) (21G,24G) (54G,23G,40G) (52N) (35G,41G,22G,36G) (24G,24G,24G,39G) (50G,40G) (19G) (0) (47G,19G,18G) (28G,36G,22G,54G)

SACKS: FULLER 9.5, HARMON 9.0, W.THOMAS 6.0, GROSSMAN 5.5, FLORES 3.0, ROMANOWSKI 2.5, TOWNSEND 2.0, HAGER 1.0, JETER 1.0, SMITH 1.0, ZORDICH 1.0, EVANS 0.5, EAGLES 42.0, OPPONENTS 48.0

USUAL STARTERS

WR	FRED BARNETT	LDE	WILLIAM FULLER
LT	BERNARD WILLIAMS	LDT	ANDY HARMON
LG	ANTONIO DAVIS	RDT	WILLIAM PERRY
C	DAVID ALEXANDER	RDE	GREG TOWNSEND
RG	LESTER HOLMES	LLB	BILL ROMANOWSKI
RT	BRODERICK THOMPSON	MLB	BYRON EVANS
TE	MARK BAVARO (11)	RLB	WILLIAM THOMAS
	MAURICE JOHNSON (10)	LCB	MARK McMILLIAN
WR	CALVIN WILLIAMS	RCB	ERIC ALLEN
QB	RANDAL CUNNINGHAM	SS	MICHAEL ZORDICH
RB	HERSHEL WALKER	FS	GREG JACKSON
RB	CHARLIE GARNER (8)		
	JAMES JOSEPH (4)		

PRO BOWL SELECTIONS: CB ERIC ALLEN, DE WILLIAM FULLER



1995

PHILADELPHIA EAGLES STATISTICS



RECORD: 10-6, 2ND IN NFC EAST
HEAD COACH: RAY RHODES

DATE	W/L	SCORE	OPPONENT	ATT.
S-03	L	6-21	TAMPA BAY	66,266
S-10	W	31-19	AT ARIZONA	45,004
S-17	L	21-27	SAN DIEGO	63,081
S-24	L	17-48	AT OAKLAND	48,875
O-01	W	15-10	AT NEW ORLEANS	43,938
O-08	W	37-34	OT WASHINGTON	65,498
O-15	W	17-14	AT NY GIANTS	74,252
O-29	W	20-9	ST. LOUIS	62,172
N-06	L	12-34	AT DALLAS	64,876
N-12	W	31-13	DENVER	60,842
N-19	W	28-19	NY GIANTS	63,562
N-26	W	14-7	AT WASHINGTON	50,539
D-03	L	14-26	AT SEATTLE	39,893
D-10	W	20-17	DALLAS	66,198
D-17	W	21-20	ARIZONA	62,076
D-24	L	14-20	AT CHICAGO	52,391
NFC WILD CARD				
D-30	W	58-37	DETROIT	66,492
NFC DIVISIONAL PLAYOFF				
I-07	L	11-30	AT DALLAS	64,371

TEAM STATISTICS EAGLES OPP.

TOTAL FIRST DOWNS	290	281			
RUSHING	176	102			
PASSING	145	154			
PENALTY	19	25			
3RD DOWN: MADE/ATT	89/233	84/220			
3RD DOWN PCT.	38.2	38.2			
4TH DOWN: MADE/ATT	10/17	12/17			
4TH DOWN PCT.	58.8	70.6			
POSSESSION AVG.	30:26	29:34			
TOTAL NET YARDS	4807	4638			
AVG. PER GAME	300.4	289.9			
TOTAL PLAYS	1050	1013			
AVG. PER PLAY	4.6	4.6			
NET YARDS RUSHING	2121	1822			
AVG. PER GAME	132.6	113.9			
TOTAL RUSHES	508	466			
NET YARDS PASSING	2686	2816			
AVG. PER GAME	167.9	176.0			
SACKED/YARDS LOST	46/245	48/305			
GROSS YARDS	2931	3121			
ATT./COMPLETIONS	496/284	499/268			
COMPLETION PCT.	57.3	53.7			
HAD INTERCEPTED	19	19			
PUNTS/AVERAGE	86/42.8	74/41.3			
NET PUNTING AVG.	86/33.7	74/35.2			
PENALTIES/YARDS	112/838	87/727			
FUMBLES/BALL LOST	31/17	30/19			
TOUCHDOWNS	36	39			
RUSHING	19	14			
PASSING	11	14			
RETURNS	6	8			
SCORE BY PERIODS					
Q1	Q2	Q3	Q4	OT	PTS
EAGLES	83	99	55	78	3 318
OPPONENTS	71	101	59	107	3 338

PASSING	ATT	CMP	YDS	CMP%	Yd/At	TD	TD%	INT	INT%	LONG	SACKS	RATING
PEETE	375	215	2326	57.3	6.20	8	2.1	14	3.7	37	13/166	67.3
CUNNINGHAM	121	69	605	57.0	5.00	3	2.5	5	4.1	33	13/79	61.5
EAGLES	496	284	2931	57.3	5.91	11	2.2	19	3.8	37	46/245	65.9
OPPONENTS	499	268	3121	53.7	6.25	14	2.8	19	3.8	64	48/305	66.4

RUSHING	NO.	YDS	AVG	LONG	TD
WATTERS	337	1273	3.8	57	11
GARNER	108	588	5.4	55	6
PEETE	32	147	4.6	18	1
CUNNINGHAM	21	98	4.7	20	0
TURNER	2	9	4.5	12	0
WITHERSPOON	2	7	3.5	5	0
McCRARY	3	1	0.3	1	1
HUTTON	1	0	0.0	0	0
SAXON	1	0	0.0	0	0
C. WILLIAMS	1	-2	-2.0	-2	0
EAGLES	508	2121	4.2	57	19
OPPONENTS	466	1822	3.9	44	14

RECEIVING	NO.	YDS	AVG	LONG	TD
C. WILLIAMS	63	768	12.2	37	2
WATTERS	62	434	7.0	24	1
BARNETT	48	585	12.2	33	5
CARPENTER	29	318	11.0	29	0
WEST	20	190	9.5	26	1
MARTIN	17	206	12.1	22	0
GARNER	10	61	6.1	29	0
McCRARY	9	60	6.7	11	0
MONK	6	114	19.0	36	0
J. JOHNSON	6	37	6.2	9	0
R. JOHNSON	5	68	13.6	33	2
JONES	5	61	12.2	17	0
TURNER	4	29	7.3	11	0
EAGLES	284	2931	10.3	37	11
OPPONENTS	268	3121	11.6	64	14

INT'S	NO.	YDS	AVG	LONG	TD
THOMAS	7	104	14.9	37	1
McMILLIAN	3	27	9.0	19	0
TAYLOR	2	52	26.0	35	0
ROMANOWSKI	2	5	2.5	7	0
GOUVEIA	1	20	20.0	20	0
JACKSON	1	18	18.0	18	0
ZORDICH	1	10	10.0	10	0
FRAZIER	1	3	3.0	3	0
WILBURN	1	0	0.0	0	0
EAGLES	19	239	12.6	37	1
OPPONENTS	19	240	12.6	65	2

PUNTING	NO.	YDS	AVG	TB	IN	LG	B
HUTTON	85	3682	43.3	13	20	63	1
EAGLES	86	3682	42.8	13	20	63	1
OPPONENTS	74	3055	41.3	8	25	63	0

PUNT RETURNS	RET	FC	YDS	AVG	LG	TD
MARTIN	17	10	214	12.6	38	0
CARPENTER	12	6	79	6.6	22	0
EAGLES	29	16	293	10.1	38	0
OPPONENTS	38	17	527	13.9	88	2

LEADING TACKLERS: GOUVEIA 144, ROMANOWSKI 127, HARMON 85, THOMAS 83, ZORDICH 74, JACKSON 70, McMILLIAN 63, MAMULA 55, FULLER 53, TAYLOR 52

KICKOFF RETURNS	NO.	YDS	AVG	LG	TD
GARNER	29	590	20.3	41	0
MARTIN	20	388	19.4	38	0
WITHERSPOON	18	459	25.5	86	1
JONES	2	46	23.0	26	0
McCRARY	1	1	1.0	1	0
SAXON	1	3	3.0	3	0
EAGLES	71	1487	20.9	86	1
OPPONENTS	61	1576	25.8	70	0

SCORING	TD	RU	PA	RT	PAT	FG	S	PTS
ANDERSON	0	0	0	0	32-33	22-30	0	98
WATTERS	12	11	1	0	0	0	0	72
GARNER	6	6	0	0	0	0	0	36
BARNETT	5	0	5	0	0	0	0	32
C. WILLIAMS	2	0	2	0	0	0	0	14
R. JOHNSON	2	0	2	0	0	0	0	14
HENDERSON	1	0	0	1	0	0	0	6
JACKSON	1	0	0	1	0	0	0	6
K. JOHNSON	1	0	0	1	0	0	0	6
McCRARY	1	1	0	0	0	0	0	6
PEETE	1	1	0	0	0	0	0	6
THOMAS	1	0	0	1	0	0	0	6
WEST	1	0	1	0	0	0	0	6
WITHERSPOON	1	0	0	1	0	0	0	6
ZORDICH	1	0	0	1	0	0	0	6
EAGLES	36	19	11	6	32-33	22-30	0	318
Opp.	36	14	14	8	32-32	28-37	1	338

2-PT. CONVERSIONS: EAGLES 2-3 (BARNETT, C. WILLIAMS), OPPONENTS 2-4

FGS	1-9	20-29	30-39	40-49	50+
ANDERSON	0/0	5/5	9/10	8/12	0/3
EAGLES	0/0	5/5	9/10	8/12	0/3
OPPONENTS	0/0	10/10	11/14	7/11	0/2

ANDERSON: (216,286) (51N,43G) (43N) (30G, 56N) (20G,43G,36G,37G,42G) (40G,43G,35G) (45N,40G) (20G,36G) (36G,37G) (52N,39G) (41N) (32N) (42G,27G,38G,42G) (48B) (1)
OPPONENTS: (1) (21G,29G) (35G,21G) (35G,28G) (34G) (36G,47N,46G) (20G,21G) (62N,32N,29G) (42G,37G) (44G,48G) (37N,44G) (42N,50N) (47G,35G,37G,45G) (21G) (37G,35G,37G,35G, 47N) (40N,27G,28G,37N)

SACKS: FULLER 13.0, HARMON 11.0, K. JOHNSON 6.0, MAMULA 5.5, STUBBS 5.5, THOMAS 2.0, WOODARD 1.5, HALL 1.0, ROMANOWSKI 1.0, ZORDICH 1.0, GUNN 0.5, EAGLES 48.0, Opp. 46.0

USUAL STARTERS

WR	FRED BARNETT	LDE	WILLIAM FULLER
LT	BARRETT BROOKS	LDT	ANDY HARMON
LG	GUY MCINTYRE	RDT	RONNIE DIXON (9)
C	RALEIGH MCKENZIE	MARK GUNN (5)	
RG	JOE PANOS (9)	RDE	MIKE MAMULA
	HARRY BOATSWAN (7)	LLB	BILL ROMANOWSKI
RT	ANTHONY DAVIS	MLB	KURT GOUVEIA
TE	ED WEST	RLB	WILLIAM THOMAS
WR	CALVIN WILLIAMS	LCB	MARK McMILLIAN
QB	RODNEY PEETE	RCB	BOBBY TAYLOR
RB	RICKY WATTERS	SS	MICHAEL ZORDICH
FB	JAMES SAXON (4)	FS	GREG JACKSON
	FRED McCRARY (3)		

PRO BOWL SELECTIONS: DE WILLIAM FULLER, LB WILLIAM THOMAS, RB RICKY WATTERS



1996

PHILADELPHIA EAGLES STATISTICS



RECORD: 10-6, 2ND IN NFC EAST
HEAD COACH: RAY RHODES

DATE	W/L	SCORE	OPPONENT	ATT.
S-01	W	17-14	AT WASHINGTON	53,415
S-09	L	13-39	AT GREEN BAY	60,666
S-15	W	24-17	DETROIT	66,007
S-22	W	33-18	AT ATLANTA	40,107
S-30	L	19-23	DALLAS	67,201
O-13	W	19-10	AT NY GIANTS	72,729
O-20	W	35-28	MIAMI	66,240
O-27	W	20-9	CAROLINA	65,982
N-03	W	31-21	AT DALLAS	64,952
N-10	L	17-24	BUFFALO	66,613
N-17	L	21-26	WASHINGTON	66,834
N-24	L	30-36	AT ARIZONA	36,175
D-01	W	24-0	NY GIANTS	51,468
D-05	L	10-37	AT INDIANAPOLIS	52,689
D-14	W	21-20	AT NY JETS	29,178
D-22	W	29-19	ARIZONA	63,658
NFC WILD CARD				
D-29	L	0-14	AT SAN FRANCISCO	56,460

TEAM STATISTICS	EAGLES	OPP.
TOTAL FIRST DOWNS	319	264
RUSHING	107	87
PASSING	196	150
PENALTY	16	27
3RD DOWN MADE/ATT	83/219	84/215
3RD DOWN PCT.	37.9	39.1
4TH DOWN MADE/ATT	6/15	5/14
4TH DOWN PCT.	40.0	35.7
POSSESSION AVG.	32:12	27:48
TOTAL NET YARDS	5627	4562
AVG. PER GAME	351.7	285.1
TOTAL PLAYS	1076	961
AVG. PER PLAY	5.2	4.7
NET YARDS RUSHING	1882	1583
AVG. PER GAME	117.6	98.9
TOTAL RUSHES	489	421
NET YARDS PASSING	3745	2979
AVG. PER GAME	234.1	186.2
SACKED/YARDS LOST	39/234	40/264
GROSS YARDS	3979	3243
ATT./COMPLETIONS	548/328	500/271
COMPLETION PCT.	59.9	54.2
HAD INTERCEPTED	18	19
PUNTS/AVERAGE	74/42.0	74/44.4
NET PUNTING AVG.	74/35.1	74/37.5
PENALTIES/YARDS	117/963	99/710
FUMBLES/BALL LOST	24/14	26/12
TOUCHDOWNS	41	35
RUSHING	16	12
PASSING	19	18
RETURNS	6	5

SCORE BY PERIODS	Q1	Q2	Q3	Q4	OT	PTS
EAGLES	98	88	64	113	0	363
OPPONENTS	64	119	73	85	0	341

PASSING	ATT	CMP	YDS	CMP%	YD/AT	TD	TD%	INT	INT%	LONG	SACKS	RATING
DETMER	401	238	2911	59.4	7.26	15	3.7	13	3.2	42	27/171	80.8
PEETE	134	80	992	59.7	7.40	3	2.2	5	3.7	62	11/53	74.6
RYPIEN	13	10	76	76.9	5.85	1	7.7	0	0.0	16	0/0	116.2
HOYING	0	0	0	0	0	0	0	0	0	0	0	0
EAGLES	548	328	3979	59.9	7.26	19	3.5	18	3.3	62	39/234	80.1
OPPONENTS	500	271	3243	54.2	6.49	18	3.6	19	3.8	67	40/264	70.4

RUSHING	NO.	YDS	AVG	LONG	TD
WATTERS	353	1411	4.0	56T	13
GARNER	66	346	5.2	46	1
DETMER	31	59	1.9	9	1
TURNER	18	39	2.2	7	0
PEETE	20	31	1.6	11	1
FRYAR	1	-4	-4.0	-4	0
EAGLES	489	1882	3.8	56T	16
OPPONENTS	421	1583	3.8	49T	12

RECEIVING	NO.	YDS	AVG	LONG	TD
FRYAR	88	1195	13.6	42	11
JONES	70	859	12.3	38	5
WATTERS	51	444	8.7	36	0
TURNER	43	409	9.5	41	1
SEAY	19	260	13.7	35	0
DUNN	15	332	22.1	58	2
WILLIAMS LG	15	93	6.2	19	1
WILLIAMS TM	2	8	4.0	4	0
GARNER	14	92	6.6	13	0
SOLOMON	8	125	15.6	23	0
WEST	8	91	11.4	29	0
J. JOHNSON	7	127	18.1	31	0
INGRAM	2	33	16.5	20	0
MCINTYRE	1	4	4.0	4	0
EAGLES	328	3979	12.1	62	19
OPPONENTS	271	3243	12.0	67	18

INT'S	NO.	YDS	AVG	LONG	TD
ZORDICH	4	54	13.5	28	0
VINCENT	3	144	48.0	90T	1
W. THOMAS	3	47	15.7	37	0
DAWKINS	3	41	13.7	30	0
TAYLOR	3	-1	-0.3	0	0
WILLIS	1	14	14.0	14	0
J. FULLER	1	4	4.0	4	0
FARMER	1	0	0.0	0	0
EAGLES	19	303	15.9	104T	1
OPPONENTS	18	265	14.7	65T	3

PUNTING	NO.	YDS	AVG	TB	IN	LG	B
HUTTON	73	3107	42.6	9	17	60	1
EAGLES	74	3107	42.0	9	17	60	1
OPPONENTS	74	3287	44.4	9	16	61	0

PUNT RETURNS	RET	FC	YDS	AVG	LG	TD
SEAY	35	14	305	8.7	56	0
SOLOMON	5	3	27	5.4	9	0
VINCENT	0	0	-2	----	-2	0
EAGLES	40	17	330	8.3	56	0
OPPONENTS	36	12	330	9.2	65T	1

KICKOFF RETURNS	NO.	YDS	AVG	LG	TD
WITHERSPOON	53	1271	24.0	97T	2
GARNER	6	117	19.5	28	0
SEAY	4	51	12.8	22	0
BROOKS	1	0	0.0	0	0
EAGLES	64	1439	22.5	97T	2
OPPONENTS	73	1715	23.5	86	0

SCORING	TD	RU	PA	RT	PAT	FG	S	PTS
ANDERSON	0	0	0	0	0/0	40/40	25/29	0 115
WATTERS	13	13	0	0	0/0	0/0	0/0	0 78
FRYAR	11	0	11	0	0/0	0/0	0/0	0 66
JONES	5	0	5	0	0/0	0/0	0/0	0 30
DUNN	2	0	2	0	0/0	0/0	0/0	0 12
WITHERSPOON	2	0	2	0	0/0	0/0	0/0	0 12
DETMER	1	1	0	0	0/0	0/0	0/0	0 6
GARNER	1	1	0	0	0/0	0/0	0/0	0 6
HALL	1	0	1	0	0/0	0/0	0/0	0 6
MAMULA	1	0	0	1	0/0	0/0	0/0	0 6
PEETE	1	1	0	0	0/0	0/0	0/0	0 6
W. THOMAS	1	0	0	1	0/0	0/0	0/0	0 6
TURNER	1	0	1	0	0/0	0/0	0/0	0 6
VINCENT	1	0	0	1	0/0	0/0	0/0	0 6
EAGLES	41	16	19	6	40/40	25/29	1	363
Opp.	35	12	18	5	30/32	31/36	1	341

2-PT. CONVERSIONS: EAGLES 0-1, OPP. 3-3

FGS	1-19	20-29	30-39	40-49	50+
ANDERSON	0/0	10/11	8/9	7/9	0/0
EAGLES	0/0	10/11	8/9	7/9	0/0
OPPONENTS	1/1	8/8	13/15	7/8	2/4

ANDERSON: (26G) (1) (38N,39G) (28G,33G,39G, 25G) (46G,29B) (39G,46G,45G,29G) (1) (46G, 21G) (30G) (23G) (1) (44G,25G,32G) (44G,44N) (31G) (48N) (23G,22G,43G,26G,39G)
OPPONENTS: (53N) (29G,44G,38G) (51G) (43G) (46G,30G,21G) (39G) (37G,39G) (51N,47G,39G, 29G) (19G,37G) (38G) (37G,22G,30G,33G) (21G, 31B,36G,27G) (1) (30G,42G,51G) (27G,48N,29G) (41G,41G,38N)

SACKS: FULLER 13.0, MAMULA 8.0, W. THOMAS 5.5, HALL 4.5, JEFFERSON 2.5, DAWKINS 1.0, FARMER 1.0, HARMON 1.0, K. JOHNSON 1.0, TAYLOR 1.0, H. THOMAS 1.0, GRIFFIN 0.5, EAGLES 4.0, OPP. 39.0

LEADING TACKLERS: ZORDICH 96, WILLIS 77, MAMULA 75, DAWKINS 74, W. THOMAS 71, HALL 67, H. THOMAS 64, TAYLOR 62, W. FULLER 54, VINCENT 52

USUAL STARTERS

WR IRVING FRYAR	LDE WILLIAM FULLER
LT BARRETT BROOKS	LDT KEVIN JOHNSON (5)
LG JOE PANOS	HOLLIS THOMAS (5)
C RALEIGH MCKENZIE	RDT RHETT HALL
RG LESTER HOLMES	RDE MIKE MAMULA
RT RICHARD COPPER	LLB RAY FARMER
TE JASON DUNN	MLB JAMES WILLIS
WR CHRIS T. JONES	RLB WILLIAM THOMAS
QB TY DETMER	LCB TROY VINCENT
RB RICKY WATTERS	RCB BOBBY TAYLOR
FB KEVIN TURNER	SS MICHAEL ZORDICH
	FS BRIAN DAWKINS

PRO BOWL SELECTIONS: WR IRVING FRYAR, DE WILLIAM FULLER, LB WILLIAM THOMAS, RB RICKY WATTERS



1997 PHILADELPHIA EAGLES STATISTICS



RECORD: 6-9-1, 3RD IN NFC EAST
HEAD COACH: RAY RHODES

DATE	W/L	SCORE	OPPONENT	ATT.
A-31	L	17-31	AT NY GIANTS	70,296
S-07	W	10-9	GREEN BAY	66,803
S-15	L	20-21	AT DALLAS	63,942
S-28	L	19-28	AT MINNESOTA	55,149
O-05	W	24-10	WASHINGTON	67,008
O-12	L	21-38	AT JACKSONVILLE	69,150
O-19	W	13-10	OT ARIZONA	66,860
O-26	W	13-12	DALLAS	67,106
N-02	L	21-31	AT ARIZONA	39,549
N-10	L	12-24	SAN FRANCISCO	67,133
N-16	T	10-10	OT AT BALTIMORE	63,546
N-23	W	23-20	PITTSBURGH	67,166
N-30	W	44-42	CINCINNATI	66,623
D-07	L	21-31	NY GIANTS	67,084
D-14	L	17-20	AT ATLANTA	42,866
D-21	L	32-35	AT WASHINGTON	75,939

TEAM STATISTICS		EAGLES	OPP.
TOTAL FIRST DOWNS	326	286
RUSHING	105	115
PASSING	203	150
PENALTY	18	21
3RD DOWN: MADE/ATT	90/242	80/217
3RD DOWN PCT.	37.2	36.9
4TH DOWN: MADE/ATT	14/22	8/14
4TH DOWN PCT.	63.6	57.1
POSSESSION AVG.	31.09	28.51
TOTAL NET YARDS	5590	4932
AVG. PER GAME	349.4	308.3
TOTAL PLAYS	1116	1009
AVG. PER PLAY	5.0	4.9
NET YARDS RUSHING	1943	2009
AVG. PER GAME	121.4	125.6
TOTAL RUSHES	465	476
NET YARDS PASSING	3647	2923
AVG. PER GAME	227.9	182.7
SACKED/YARDS LOST	64/362	43/278
GROSS YARDS	4009	3201
ATT./COMPLETIONS	587/330	490/259
COMPLETION PCT.	56.2	52.9
HAD INTERCEPTED	16	14
PUNTS/AVERAGE	88/41.6	87/41.4
NET PUNTING AVG.	88/34.6	87/36.0
PENALTIES/YARDS	104/866	86/708
FUMBLE/BALL LOST	35/16	25/12
TOUCHDOWNS	36	43
RUSHING	11	16
PASSING	22	20
RETURNS	3	7

SCORE BY PERIODS		Q1	Q2	Q3	Q4	OT	PTS
EAGLES		75	71	59	109	3	317
OPPONENTS		100	90	68	114	0	372

2-Pt. Conv: Eagles 1-3 (Solomon), Opp. 0-1

PASSING	ATT	CMP	YDS	CMP%	Yd/At	TD	TD%	INT	INT%	LONG	SACKS	RATING
T. DETMER	244	134	1567	54.9	6.42	7	2.9	6	2.5	57	19/94	73.9
HOYING	225	128	1573	56.9	6.99	11	4.9	6	2.7	72t	28/183	83.8
PEETE	118	68	869	57.6	7.36	4	3.4	4	3.4	38	17/85	78.0
EAGLES	587	330	4009	56.2	6.83	22	3.7	16	2.7	72t	64/362	78.5
OPPONENTS	490	259	3201	52.9	6.53	20	4.1	14	2.9	62	43/278	75.1

RUSHING	NO.	YDS	AVG	LONG	TD
WATTERS	285	1110	3.9	28	7
GARNER	116	547	4.7	26	3
TURNER	18	96	5.3	29	0
HOYING	16	78	4.9	30	0
T. DETMER	14	46	3.3	14	1
PEETE	8	37	4.6	16	0
STALEY	7	29	4.1	12	0
HUTTON	1	0	0.0	0	0
EAGLES	465	1943	4.2	30	11
OPPONENTS	476	2009	4.2	53	16

RECEIVING	NO.	YDS	AVG	LONG	TD
FRYAR	86	1316	15.3	72t	6
TURNER	48	443	9.2	36	3
WATTERS	48	440	9.2	37	0
TIMPSON	42	484	11.5	26	2
SOLOMON	29	455	15.7	56	3
GARNER	24	225	9.4	27	0
JOHNSON	14	177	12.6	28	1
SEAY	13	187	14.4	38	1
LEWIS	12	94	7.8	17	4
DUNN	7	93	13.3	31t	2
C. JONES	5	73	14.6	32	0
STALEY	2	22	11.0	22	0
EAGLES	330	4009	12.1	72t	22
OPPONENTS	259	3201	12.4	62	20

INT'S	NO.	YDS	AVG	LONG	TD
DAWKINS	3	76	25.3	64t	1
VINCENT	3	14	4.7	14	0
DIMRY	2	25	12.5	25	0
W. THOMAS	2	11	5.5	11	0
HALL	1	39	39.0	39	0
ZORDICH	1	21	21.0	21	0
STEVENS	1	0	0.0	0	0
WILLIS	1	0	0.0	0	0
EAGLES	14	186	13.3	64t	1
OPPONENTS	16	425	26.6	95t	4

PUNTING	NO.	YDS	AVG	TB	IN	LG	B
HUTTON	87	3660	42.1	5	19	61	1
EAGLES	88	3660	41.6	5	19	61	1
OPPONENTS	87	3603	41.4	12	28	62	0

PUNT RETURNS	RET	FC	YDS	AVG	LG	TD
GRAY LG	19	15	161	8.5	30	0
GRAY TM	2	5	17	8.5	11	0
SEAY	16	8	172	10.8	42	0
SOLOMON	10	7	55	5.5	14	0
WYATT	2	1	-2	-1.0	0	0
VINCENT	1	0	-8	-8.0	-8	0
EAGLES	31	21	234	7.5	42	0
OPPONENTS	48	9	515	10.7	73t	1

SACKS: HALL 8.0, W. THOMAS 5.0, DENT 4.5, MAMULA 4.0, JEFFERSON 3.0, I. JONES 2.5, H. THOMAS 2.5, TAYLOR 2.0, WILLIS 2.0, ZORDICH 2.0, CONNER 1.5, FARMER 1.0, HARRIS 1.0, JASPER 1.0, SMITH 1.0, EAGLES 43.0, OPPONENTS 64.0

KICKOFF RETURNS	NO.	YDS	AVG	LG	TD
STALEY	47	1139	24.2	57	0
GRAY LG	9	193	21.4	33	0
GRAY TM	1	8	8.0	8	0
WITHERSPOON	1	171	19.0	28	0
JOHNSON	3	22	7.3	15	0
TURNER	3	48	16.0	22	0
DUNN	2	32	16.0	16	0
WYATT	2	50	25.0	30	0
CLARK	1	39	39.0	39t	1
LEWIS	1	11	11.0	11	0
EAGLES	69	1520	22.0	57	1
OPPONENTS	66	1548	23.5	84	0

SCORING	TD	RU	PA	PAT	FG	S	PTS	
BONIOL	0	0	0	33/33	22/31	0	99	
WATTERS	7	7	0	0	0	0	42	
FRYAR	6	0	0	0	0	0	36	
LEWIS	4	0	4	0	0	0	24	
SOLOMON	3	0	3	0	0	0	20	
GARNER	3	3	0	0	0	0	18	
TURNER	3	0	3	0	0	0	18	
DUNN	2	0	2	0	0	0	12	
TIMPSON	2	0	2	0	0	0	12	
CLARK	1	0	1	0	0	0	6	
DAWKINS	1	0	0	1	0	0	6	
T. DETMER	1	1	0	0	0	0	6	
JOHNSON	1	0	1	0	0	0	6	
SEAY	1	0	1	0	0	0	6	
W. THOMAS	1	0	0	1	0	0	6	
EAGLES	36	11	22	3	33/33	22/31	0	317
Opp.	43	16	20	7	42/42	24/33	0	372

FGS	1-19	20-29	30-39	40-49	50+
BONIOL	0/0	7/7	11/12	4/11	0/1
EAGLES	0/0	7/7	11/12	4/11	0/1
OPPONENTS	2/2	10/11	6/6	6/11	0/3

BONIOL: (48G) (48N,32G) (49G,45N,44G) (47G, 26G) (34G) (43N) (40N,38G,24G) (52N,47N,29G, 37G) (37N) (28G,34G) (33G,40N) (23G,35G,25G) (33G,25G,31G) (48N) (39G) (33G)

OPPONENTS: (44N,39G) (22G,18G,27G,28N) (46G,48G,25G,23G,22G) (1) (37G) (38G) (40N, 23G) (26G,24G,35G,43G) (51N,45G,48N) (31G, 43N) (23G,53N) (46G,40G) (1) (50N,19G) (42N, 21G,33G) (1)

LEADING TACKLERS: H. THOMAS 82, WILLIS 82, W. THOMAS 81, ZORDICH 80, HALL 78, DAWKINS 75, MAMULA 71, VINCENT 65, DIMRY 57, JEFFERSON 55

USUAL STARTERS			
WR	IRVING FRYAR	LDE	GREG JEFFERSON
LT	JERMAINE MAYBERRY	LDT	HOLLIS THOMAS
LG	JOE PANOS	RDT	RHETT HALL
C	STEVE EVERITT	RDE	MIKE MAMULA
RG	IAN BECKLES (8)	LLB	DARRIN SMITH (7)
	JERRY CRAFTS (6)		JAMES DARLING (6)
RT	BARRETT BROOKS	MLB	JAMES WILLIS
TE	JIMMIE JOHNSON	RLB	WILLIAM THOMAS
WR	MICHAEL TIMPSON	LCB	TROY VINCENT
QB	TY DETMER (7)	RCB	CHARLES DIMRY (9)
	BOBBY HOYING (6)		BOBBY DAWKINS (5)
RB	RICKY WATTERS	SS	MICHAEL ZORDICH
FB	KEVIN TURNER	FS	BRIAN DAWKINS

PRO BOWL SELECTIONS: WR IRVING FRYAR



1998

PHILADELPHIA EAGLES STATISTICS



RECORD: 3-13, 5TH IN NFC EAST
HEAD COACH: RAY RHODES

DATE	W/L	SCORE	OPPONENT	ATT.
S-06	L	0-38	SEATTLE	66,418
S-13	L	12-17	AT ATLANTA	46,456
S-20	L	3-17	AT ARIZONA	36,717
S-27	L	21-24	KANSAS CITY	66,675
O-04	L	16-41	AT DENVER	73,218
O-11	W	17-12	WASHINGTON	66,183
O-18	L	10-13	AT SAN DIEGO	56,967
N-02	L	0-34	DALLAS	67,002
N-08	W	10-9	DETROIT	66,785
N-15	L	3-28	AT WASHINGTON	67,704
N-22	L	0-20	AT NY GIANTS	65,763
N-29	L	16-24	AT GREEN BAY	59,862
D-03	W	17-14	ST. LOUIS	66,155
D-13	L	17-20	AT ARIZONA	62,176
D-20	L	9-13	AT DALLAS	62,722
D-27	L	10-20	NY GIANTS	66,596

TEAM STATISTICS		EAGLES	OPP.
TOTAL FIRST DOWNS259.....286			
RUSHING86125	
PASSING141133	
PENALTY3228	
3rd Down: MADE/ATT80/24085/230	
3rd Down PCT.33.337.0	
4TH Down: MADE/ATT7/237/12	
4TH Down PCT.30.458.3	
POSSESSION AVG.29.2430.36	
TOTAL NET YARDS41885136	
AVG. PER GAME261.8321.0	
TOTAL PLAYS10171019	
AVG. PER PLAY4.15.0	
NET YARDS RUSHING17752416	
AVG. PER GAME110.9151.0	
TOTAL RUSHES427528	
NET YARDS PASSING24132720	
AVG. PER GAME150.8170.0	
SACKED/YARDS LOST56/31742/281	
GROSS YARDS27303001	
ATT./COMPLETIONS534/282449/249	
COMPLETION PCT.52.855.5	
HAD INTERCEPTED189	
PUNTS/AVERAGE104/41.785/42.5	
NET PUNTING AVG.104/34.985/37.3	
PENALTIES/YARDS102/852113/904	
FUMBLES/BALL LOST20/820/8	
TOUCHDOWNS1739	
RUSHING1018	
PASSING718	
RETURNS03	

SCORE BY PERIODS	Q1	Q2	Q3	Q4	OT	PTS
EAGLES	33	47	24	57	0	161
OPPONENTS	85	53	94	109	3	344

PASSING	ATT	CMP	YDS	CMP%	Yd/At	TD	TD%	INT	INT%	LONG	SACKS	RATING
HOYING	224	114	961	50.9	4.29	0	0.0	9	4.0	38	35/185	45.6
DETMER	181	97	1011	53.6	5.59	5	2.8	5	2.8	61T	5/29	67.7
PEETE	129	71	758	55.0	5.88	2	1.6	4	3.1	25	16/103	64.7
EAGLES	534	282	2730	52.8	5.11	7	1.3	18	3.4	61T	56/317	57.7
OPPONENTS	449	249	3001	55.5	6.68	18	4.0	9	2.0	59	42/281	81.2

RUSHING	NO.	YDS	AVG	LONG	TD
STALEY	258	1065	4.1	64T	5
GARNER	96	381	4.0	40	4
TURNER	20	94	4.7	19	0
HOYING	22	84	3.8	11	0
FRYAR	12	55	4.6	20	0
WALKER	3	46	15.3	32	0
PEETE	5	30	6.0	19T	1
DETMER	7	20	2.9	8	0
JELLS	2	9	4.5	13	0
HANKTON	1	-4	-4.0	-4	0
DUNN	1	-5	-5.0	-5	0
EAGLES	427	1775	4.2	64T	10
OPPONENTS	528	2416	4.6	64	18

RECEIVING	NO.	YDS	AVG	LONG	TD
STALEY	57	432	7.6	33	1
FRYAR	48	556	11.6	61T	2
GRAHAM	47	600	12.8	45	2
TURNER	34	232	6.8	18	0
SOLOMON	21	193	9.2	20	1
GARNER	19	110	5.8	21	0
COPELAND TM	18	221	12.3	20	0
DUNN	18	132	7.3	21	0
FONTENOT	8	90	11.3	19	0
SINCENO	3	42	14.0	22	1
JELLS	2	53	26.5	37	0
WALKER	2	35	17.5	33	0
J. JOHNSON	2	14	7.0	9	0
JORDAN	2	9	4.5	8	0
MILLER	1	11	11.0	11	0
EAGLES	282	2730	9.7	61T	7
OPPONENTS	249	3001	12.1	59	18

INT'S	NO.	YDS	AVG	LONG	TD
DAWKINS	2	39	19.5	30	0
VINCENT	2	29	14.5	29	0
ZORDICH	2	18	9.0	14	0
CALDWELL	1	33	33.0	33	0
W. THOMAS	1	21	21.0	21	0
McTYER	1	18	18.0	18	0
EAGLES	9	158	17.6	33	0
OPPONENTS	18	319	17.7	70T	2

PUNTING	NO.	YDS	AVG	TB	IN	LG	B
HUTTON	104	4339	41.7	10	21	61	0
EAGLES	104	4339	41.7	10	21	61	0
OPPONENTS	85	3616	42.5	8	29	71	1

PUNT RETURNS	RET	FC	YDS	AVG	LG	TD
ROSSUM	22	7	187	8.5	25	0
SOLOMON	11	12	100	9.1	40	0
A. HARRIS	1	0	-2	-2.0	-2	0
EAGLES	34	19	285	8.4	40	0
OPPONENTS	61	9	511	8.4	69T	1

KICKOFF RETURNS	NO.	YDS	AVG	LG	TD
ROSSUM	44	1080	24.5	54	0
WALKER	8	150	18.8	28	0
COPELAND TM	3	52	17.3	23	0
BROOKS	1	7	7.0	7	0
HANKTON	1	18	18.0	18	0
HAYDEN	1	22	22.0	22	0
STALEY	1	19	19.0	19	0
TURNER	1	15	15.0	15	0
EAGLES	60	1363	22.7	54	0
OPPONENTS	40	764	19.1	61	0

SCORING	TD	RU	PA	RT	PAT	FG	S	PTS
BNJOL	0	0	0	0	15-17	14-21	0	57
STALEY	6	5	1	0	0	0	0	36
GARNER	4	4	0	0	0	0	0	24
FRYAR	2	0	2	0	0	0	0	12
GRAHAM	2	0	2	0	0	0	0	12
PEETE	1	1	0	0	0	0	0	6
SINCENO	1	0	1	0	0	0	0	6
SOLOMON	1	0	1	0	0	0	0	6
EAGLES	17	10	7	0	15-17	14-21	0	161
Opp.	39	18	18	3	36-37	24-32	0	344

2-Pt. CONVERSIONS: EAGLES 0-0, Opp. 1-2

FGS	1-19	20-29	30-39	40-49	50+
BNJOL	3/3	3/3	4/4	3/9	1/1
EAGLES	3/3	3/3	4/5	3/9	1/1
OPPONENTS	0/0	7/7	6/8	11/13	0/4

BNJOL: () (45N,24G,42G) (29G) () () (44G,48N) (42N,35G) () (39G) (19G) (44N) (34G) (50G,46B) (19G,33N) (21G,48N,41G,39G) (19G)
OPPONENTS: (42G) (23G) (52N,47G) (40N,21G) () (47N,46G,34G) (23G,26G) (33G,25G) (41G,48G,35G,58N) (32N) (40G,49G) (33G) (46G,20G,52N) (28G,34N,32G) (51N,42G,41G) (43G,33G)

SACKS: DOUGLAS 12.5, WALLACE 6.0, H. THOMAS 5.0, JEFFERSON 4.0, B. JOHNSON 2.5, DARLING 2.0, W. THOMAS 2.0, WHITING 1.5, CALDWELL 1.0, DAWKINS 1.0, J. HARRIS 1.0, MARTIN LG 1.0, MARTIN TM 1.0, ROSSUM 1.0, VINCENT 1.0, McTYER 0.5, EAGLES 42.0, OPPONENTS 56.0

LEADING TACKLERS: ZORDICH 123, WILLIS 105, W. THOMAS 95, DAWKINS 92, VINCENT 59, DOUGLAS 55, H. THOMAS 54, A. HARRIS 53, CALDWELL 52, B. JOHNSON 52

USUAL STARTERS

WR	IRVING FRYAR	LDE	GREG JEFFERSON
LT	TRA THOMAS	LDT	HOLLIS THOMAS
LG	JERMANE MAYBERRY	RDT	BILL JOHNSON
C	STEVE EVERITT	RDE	HUGH DOUGLAS
RG	IAN BECKLES	LLB	JAMES DARLING (8)
RT	RICHARD COOPER		MIKE CALDWELL (8)
TE	JASON DUNN	MLB	JAMES WILLIS
WR	JEFF GRAHAM	RLB	WILLIAM THOMAS
QB	BOBBY HOYING (7)	LCB	TROY VINCENT
	KOY DETMER (5)	RCB	BOBBY TAYLOR
RB	DUCE STALEY	SS	MICHAEL ZORDICH
FB	KEVIN TURNER	FS	BRIAN DAWKINS

PRO BOWL SELECTIONS: NONE



1999

PHILADELPHIA EAGLES STATISTICS



RECORD: 5-11, 5TH IN NFC EAST

HEAD COACH: ANDY REID

DATE	W/L	SCORE	OPPONENT	ATT.
S-12	L	24-25	ARIZONA	64,113
S-19	L	5-19	TAMPA BAY	64,285
S-26	L	0-26	AT BUFFALO	70,872
O-03	L	15-16	AT NY GIANTS	77,959
O-10	W	13-10	DALLAS	66,669
O-17	W	20-16	AT CHICAGO	66,944
O-24	L	13-16	AT MIAMI	73,975
O-31	L	17-23 OT	NY GIANTS	66,481
N-07	L	7-33	AT CAROLINA	62,569
N-14	W	35-28	WASHINGTON	66,591
N-21	L	17-44	INDIANAPOLIS	65,521
N-28	L	17-20 OT	AT WASHINGTON	74,741
D-05	L	17-21	AT ARIZONA	46,550
D-12	L	10-20	AT DALLAS	64,086
D-19	W	24-9	NEW ENGLAND	65,475
J-02	W	38-31	ST. LOUIS	60,700

TEAM STATISTICS	EAGLES	OPP.
TOTAL FIRST DOWNS	218	328
RUSHING	76	125
PASSING	123	171
PENALTY	19	32
3RD DOWN: MADE/ATT	74/238	88/233
3RD DOWN PCT.	31.1	37.8
4TH DOWN: MADE/ATT	6/9	9/15
4TH DOWN PCT.	66.7	60.0
POSSESSION AVG.	27.03	32.57
TOTAL NET YARDS	3830	5462
AVG. PER GAME	239.4	341.4
TOTAL PLAYS	947	1124
AVG. PER PLAY	4.0	4.9
NET YARDS RUSHING	1746	2001
AVG. PER GAME	109.1	125.1
TOTAL RUSHES	424	519
NET YARDS PASSING	2084	3461
AVG. PER GAME	130.3	216.3
SACKED/YARDS LOST	49/321	37/272
GROSS YARDS	2405	3733
ATT./COMPLETIONS	474/235	568/322
COMPLETION PCT.	49.6	56.7
HAD INTERCEPTED	18	28
PUNTS/AVERAGE	108/41.9	73/41.2
NET PUNTING AVG.	108/35.1	73/35.9
PENALTIES/YARDS	102/905	89/719
FUMBLES/BALL LOST	33/21	38/18
TOUCHDOWNS	29	36
RUSHING	5	12
PASSING	18	22
RETURNS	6	2

SCORE BY PERIODS	Q1	Q2	Q3	Q4	OT	PTS
EAGLES	71	77	38	86	0	272
OPPONENTS	100	107	70	71	9	357

LEADING TACKLERS: TROTTER 202, HAUCK 122, W.THOMAS 116, DAWKINS 103, VINCENT 100, DARLING 98, H.THOMAS 72, JEFFERSON 67, S.MARTIN 60, MAMULA 57

PASSING	ATT	CMP	Yds	CMP%	Yd/Att	TD	TD%	INT	INT%	LONG	SACKS	RATING
PEDERSON	227	119	1276	52.4	5.62	7	3.1	9	4.0	84t	20/109	62.9
McNabb	216	106	948	49.1	4.39	8	3.7	7	3.2	63t	28/204	60.1
DETNER	29	10	181	34.5	6.24	3	10.3	2	6.9	50t	0/0	62.6
SMALL 2-0-0, STALEY 0-0-0 1-8 SACKED												
EAGLES	474	235	2405	49.6	5.07	18	3.8	18	3.8	84t	49/321	61.4
OPPONENTS	568	322	3733	56.7	6.57	22	3.9	28	4.9	80t	37/272	69.1

RUSHING	NO.	YDS	AVG	LONG	TD
STALEY	325	1273	3.9	29	4
McNabb	47	313	6.7	27	0
BIENIEMY	12	75	6.3	28	1
PEDERSON	20	33	1.7	19	0
JAM. BOSTIC	5	19	3.8	5	0
WATSON	4	17	4.3	6	0
TURNER	6	15	2.5	5	0
C. MARTIN	3	3	1.0	2	0
DETNER	2	-2	-1.0	-1	0
EAGLES	424	1746	4.1	29	5
OPPONENTS	519	2001	3.9	62t	12

RECEIVING	NO.	YDS	AVG	LONG	TD
SMALL	49	655	13.4	84t	4
STALEY	41	294	7.2	19	2
C. JOHNSON	34	414	12.2	36	1
BROUGHTON	26	295	11.3	33	4
BROWN	18	188	10.4	27	1
WEAVER	11	91	8.3	14	0
C. MARTIN	11	22	2.0	9	0
JELLS	10	180	18.0	57t	2
TURNER	9	46	5.1	14	0
LEWIS LG	8	88	11.0	21	3
LEWIS TM	7	76	10.9	21	3
D. DOUGLAS	8	79	9.9	29t	1
JAM. BOSTIC	5	8	1.6	7	0
BIENIEMY	2	28	14.0	27	0
FINEBERG	2	21	10.5	11	0
T. SMITH	1	14	14.0	14	0
McNabb	1	-6	-6.0	-6	0
EAGLES	235	2405	10.2	84t	18
OPPONENTS	322	3733	11.6	80t	22

INT'S	NO.	YDS	AVG	LONG	TD
VINCENT	7	91	13.0	35	0
A. HARRIS	4	151	37.8	84	1
DAWKINS	4	127	31.8	67t	1
TAYLOR	4	59	14.8	28	1
TROTTER	2	30	15.0	30	0
MAMULA	1	41	41.0	41t	1
DARLING	1	33	33.0	33	0
COOK	1	29	29.0	29	0
MOORE	1	28	28.0	28	0
WHITING	1	22	22.0	22t	1
CALDWELL	1	12	12.0	12	0
HAUCK	1	2	2.0	2	0
EAGLES	28	625	22.3	84	5
OPPONENTS	18	266	14.8	78t	2

PUNTING	NO.	YDS	AVG	TB	IN	LG	B
LANDETA	107	4524	42.3	12	21	60	1
EAGLES	108	4524	41.9	12	21	60	1
OPPONENTS	73	3011	41.2	7	26	63	2

PUNT RETURNS	RET	FC	YDS	AVG	LG	TD
ROSSUM	28	17	250	8.9	39	0
C. JOHNSON	1	0	0	0.0	0	0
BROWN	0	1	0	---	---	0
EAGLES	29	18	250	8.6	39	0
OPPONENTS	59	16	490	8.3	32	0

KICKOFF RETURNS	NO.	YDS	AVG	LG	TD
ROSSUM	54	1347	24.9	89t	1
BIENIEMY	10	210	21.0	30	0
WHITING	3	49	16.3	21	0
BROUGHTON	1	5	5.0	5	0
E. SMITH	1	1	1.0	1	0
EAGLES	69	1612	23.4	89t	1
OPPONENTS	57	1305	22.9	48	0

SCORING	TD	RU	PA	RT	PAT	FG	S	PTS
N. JOHNSON	0	0	0	0	25/25	18/25	0	79
STALEY	6	4	2	0	0	0	0	36
BROUGHTON	4	0	4	0	0	0	0	24
SMALL	4	0	4	0	0	0	0	24
LEWIS	3	0	3	0	0	0	0	18
JELLS	2	0	2	0	0	0	0	12
AKERS	0	0	0	0	2/2	3/6	0	11
C. JOHNSON	1	0	1	0	0	0	0	8
BIENIEMY (1 RU), BROWN (1 PA), DAWKINS (1 RT), D. DOUGLAS (1 PA), A. HARRIS (1 RT), MAMULA (1 RT), ROSSUM (1 RT), TAYLOR (1 RT), AND WHITING (1 RT)								6
McNabb (1 2-pt. cv.), WEAVER (1 2-pt. cv.)								2
EAGLES	29	5	18	6	27/27	21/31	2	272
Opp.	36	12	22	2	33/33	36/45	0	357

2-PT. CONVERSIONS: EAGLES 2-2 (McNabb, WEAVER), OPPONENTS 0-2

FGS: 1-19 20-29 30-39 40-49 50+

N. JOHNSON 0/0 8/9 5/8 5/6 0/2

AKERS 0/0 0/0 0/0 2/3 1/3

EAGLES 0/0 8/9 5/8 7/9 1/5

OPPONENTS 1/1 12/13 12/15 9/11 2/5

N. JOHNSON: (25G) (39G,26N,50N) (50N) (26G,3G) (48G,31G) (28G,27G) (44G,42N) (28G,33B) () (49G,29G,32N,20G,30G) () (34G) (29G) (44G) (43G) (39N)

AKERS: () () () () () (53G) (59N) () () (48G) (47N) () () (51N) (46G)

OPPONENTS: (31G,25G,32G,31G) (51G,24G) (24G,29G,19G,36G,49N) (35G,25G,23G) (42G,50N) (46G,40G, 32N,41G) (37G,37G,54G) (28G,34N) (38G,28G,33G,22G) (50N) (45G,29G,34G) (43G,28N,27G) () (49N,30G, 34G,33N) (23G,43G,56N,46G) (47G)

SACKS: MAMULA 8.5, JEFFERSON 4.0, REESE 3.0, T. WILLIAMS 3.0, W. THOMAS 2.5, TROTTER 2.5, H. DOUGLAS 2.0, S. MARTIN 2.0, DAWKINS 1.5, CALDWELL 1.0, COOK 1.0, B. JOHNSON 1.0, H. THOMAS 1.0, VINCENT 1.0, WHITING 1.0, TEAM 37.0, OPPONENTS 49.0

USUAL STARTERS

WR	TORRANCE SMALL	LDE	GREG JEFFERSON
LT	TRA THOMAS	RDT	HOLLIS THOMAS
LG	DOUG BRZEZINSKI	LDT	STEVE MARTIN
C	STEVE EVERITT	RDE	MIKE MAMULA
RG	JEFF DELLENBACH	LLB	JAMES DARLING
RT	LOHNE PALEET	MLB	JEREMIAH TROTTER
TE	JED WEAVER	RLB	WILLIAM THOMAS
WR	CHARLES JOHNSON	LCB	TROY VINCENT
QB	DOUG PEDERSON (9)	RCB	BOBBY TAYLOR
	DONOVAN MCNABB (6)	SS	TIM HAUCK
RB	DUCE STALEY	FS	BRIAN DAWKINS
FB	KEVIN TURNER (7)		
	CECIL MARTIN (5)		

PRO BOWL SELECTIONS: FS BRIAN DAWKINS, CB TROY VINCENT



2000

PHILADELPHIA EAGLES STATISTICS



RECORD: 11-5, 2ND IN NFC EAST
HEAD COACH: ANDY REID

DATE	W/L	SCORE	OPPONENT	ATT.
S-03	W	41-14	AT DALLAS	62,872
S-10	L	18-33	NY GIANTS	65,530
S-17	L	3-6	AT GREEN BAY	59,869
S-24	W	21-7	AT NEW ORLEANS	64,900
O-01	W	38-10	ATLANTA	65,424
O-08	L	14-17	WASHINGTON	65,491
O-15	W	33-14	AT ARIZONA	38,293
O-22	W	13-9	CHICAGO	65,553
O-29	L	7-24	AT NY GIANTS	78,087
N-05	W	16-13 OT	DALLAS	65,636
N-12	W	26-23 OT	AT PITTSBURGH	56,702
N-19	W	34-9	ARIZONA	65,356
N-26	W	23-20	AT WASHINGTON	83,284
D-03	L	13-15	TENNESSEE	65,639
D-10	W	35-24	AT CLEVELAND	72,318
D-24	W	16-7	CINCINNATI	64,902
NFC WILD CARD				
D-31	W	21-3	TAMPA BAY	65,813
NFC DIVISIONAL PLAYOFF				
J-07	L	10-20	AT NY GIANTS	78,765

TEAM STATISTICS	EAGLES	OPP.
TOTAL FIRST DOWNS	295	295
RUSHING	88	105
PASSING	182	159
PENALTY	25	31
3RD DOWN: MADE/ATT	90/224	72/221
3RD DOWN PCT.	40.2	32.6
4TH DOWN: MADE/ATT	7/11	14/24
4TH DOWN PCT.	63.6	58.3
POSSESSION AVG.	29:01	30:59
TOTAL NET YARDS	5006	4820
AVG. PER GAME	312.9	301.3
TOTAL PLAYS	1017	1055
AVG. PER PLAY	4.9	4.6
NET YARDS RUSHING	1882	1830
AVG. PER GAME	117.6	114.4
TOTAL RUSHES	397	453
NET YARDS PASSING	3124	2990
AVG. PER GAME	195.3	186.9
SACKED/YARDS LOST	45/262	50/291
GROSS YARDS	3386	3281
ATT./COMPLETIONS	575/331	552/314
COMPLETION PCT.	57.6	56.9
HAD INTERCEPTED	15	19
PUNTS/AVG.	86/42.3	87/40.4
NET PUNTING	86/36.0	87/35.0
PENALTIES/YARDS	113/980	111/936
FUMBLES/BALL LOST	22/14	27/12
TOUCHDOWNS	38	23
RUSHING	13	10
PASSING	21	11
RETURNS	4	2

SCORE BY PERIODS	Q1	Q2	Q3	Q4	OT	PTS
EAGLES	57	97	71	120	6	351
OPPONENTS	34	70	40	101	0	245

PASSING	ATT	CMP	YDS	CMP%	YD/AT	TD	TD%	INT	INT%	LONG	SACKS	RATING
McNABB	569	330	3365	58.0	5.91	21	3.7	13	2.3	70T	45/262	77.8
MITCHELL	4	1	21	25.0	5.25	0	0.0	0	0.0	21	0/0	49.0
DETMER	1	0	0	0.0	0.00	0	0.0	1	100.0	0	0/0	0.0
SMALL	1	0	0	0.0	0.00	0	0.0	1	100.0	0	0/0	0.0
EAGLES	575	331	3386	57.6	5.89	21	3.7	15	2.6	70T	45/262	75.9
OPPONENTS	552	314	3281	56.9	5.94	11	2.0	19	3.4	70T	50/291	66.6

RUSHING	NO.	YDS	AVG	LONG	TD
McNABB	86	629	7.3	54	6
STALEY	79	344	4.4	60	1
AUTRY	112	334	3.0	15	3
WARREN LG	74	296	4.0	32T	2
WARREN TM	15	42	2.8	11	0
PRITCHETT	58	225	3.9	16	1
MITCHELL	25	187	7.5	85T	2
MARTIN	13	77	5.9	23	0
C. JOHNSON	5	18	3.6	15	0
AKERS	1	15	15.0	15	0
DETMER	1	8	8.0	8	0
LEE	1	2	2.0	2	0
SMALL	1	1	1.0	1	0
EAGLES	397	1882	4.7	85T	13
OPPONENTS	453	1830	4.0	37	10

RECEIVING	NO.	YDS	AVG	LONG	TD
LEWIS	69	735	10.7	52	3
C. JOHNSON	56	642	11.5	59	7
SMALL	40	569	14.2	70T	3
WARREN LG	32	303	9.5	76T	1
WARREN TM	1	1	1.0	1	0
MARTIN	31	219	7.1	26	0
STALEY	25	201	8.0	26	0
PRITCHETT	25	193	7.7	17	0
AUTRY	24	275	11.5	37	1
MITCHELL	13	89	6.8	21	1
BROUGHTON	12	104	8.7	21	0
PINKSTON	10	181	18.1	45	0
THOMASON	10	46	4.6	11	5
BROWN	9	80	8.9	18	1
McNABB	2	5	2.5	3	0
LEE	1	20	20.0	20	0
D. DOUGLAS	1	9	9.0	9	0
MILLER	1	9	9.0	9	0
VAN DYKE	1	8	8.0	8	0
EAGLES	331	3386	10.2	70T	21
OPPONENTS	314	3281	10.4	70T	11

INT'S	NO.	YDS	AVG	LONG	TD
VINCENT	5	34	6.8	17	0
DAWKINS	4	62	15.5	32	0
TAYLOR	3	64	21.3	38	0
MOORE	2	24	12.0	20	0
EMMONS	2	8	4.0	8	0
TROTTER	1	27	27.0	27T	1
CALDWELL	1	26	26.0	26T	1
H. DOUGLAS	1	9	9.0	9	0
HARRIS	0	1	---	1	0
EAGLES	19	255	13.4	38	2
OPPONENTS	15	146	9.7	33	0

PUNTING	NO.	YDS	AVG	TB	IN	LG	B
LANDETA	86	3635	42.3	8	23	60	0
EAGLES	86	3635	42.3	8	23	60	0
OPPONENTS	87	3516	40.4	7	30	52	0

PUNT RETURNS	RET	FC	YDS	AVG	LG	TD
MITCHELL	32	33	335	10.5	72T	1
BOSTIC	1	0	0	0.0	0	0
EAGLES	33	33	335	10.2	72T	1
OPPONENTS	47	18	375	8.0	70T	1

KICKOFF RETURNS	NO.	YDS	AVG	LG	TD
MITCHELL	47	1124	23.9	89T	1
D. DOUGLAS	2	50	25.0	41	0
BROUGHTON	1	20	20.0	20	0
DAWKINS	1	2	2.0	2	0
PRITCHETT	1	15	15.0	15	0
THOMASON	1	10	10.0	10	0
WHITING	1	18	18.0	18	0
EAGLES	54	1239	22.9	89T	1
OPPONENTS	72	1519	21.1	47	0

SCORING	TD	RU	PA	RT	PAT	FG	S	PTS
AKERS	0	0	0	0	34/36	29/33	0	121
C. JOHNSON	7	0	0	0	0	0	0	42
McNABB	6	6	0	0	0	0	0	36
MITCHELL	5	2	1	2	0	0	0	30
THOMASON	5	0	5	0	0	0	0	30
AUTRY	4	3	1	0	0	0	0	24
SMALL	3	3	0	0	0	0	0	20
LEWIS	3	0	3	0	0	0	0	18
WARREN LG	3	2	1	0	0	0	0	18
BROWN (1 PA), CALDWELL (1 RT), PRITCHETT (1 RU), STALEY (1 RU), TROTTER (1 RT) 6								
EAGLES	38	13	21	4	34/36	29/33	0	351
OPP.	23	10	11	2	21/21	28/33	0	245

2-PT. CONVERSIONS: EAGLES 1-2 (SMALL), OPP. 1-2

FGs	1-19	20-29	30-39	40-49	50+
AKERS	1/1	6/6	14/15	7/10	1/1
EAGLES	1/1	6/6	14/15	7/10	1/1
OPPONENTS	0/0	9/9	9/11	8/11	2/2

AKERS: (33G,37G) (33G,29G) (43G) (1) (39G,38G,19G) (1) (31G,29G) (51G,29G) (48N) (40N,34G,34G,32G) (26G,45G,38N,42G,42G) (38G,46G) (27G,33G,30G) (23G,40G) (1) (32G,45G,41N,33G)

OPPONENTS: (34G,38G) (32G,36G,44G,23G) (40N,37G,38G) (1) (48G) (33N,42N,24G) (1) (25G,33G,40G) (31G) (48G,27G) (38G,52G,40G) (42G) (26G,20G,44N) (26G,42G,22G,44G,50G) (29G) (31N)

LEADING TACKLERS: TROTTER 171, EMMONS 116, GARDNER 95, MOORE 94, DAWKINS 94, VINCENT 92, H. THOMAS 81, SIMON 74, CALDWELL 63, H. DOUGLAS 60, WHITING 60

SACKS: H. DOUGLAS 15.0, SIMON 9.5, MAMULA 5.5, H. THOMAS 4.0, GRASMANIS 3.5, WHITING 3.5, TROTTER 3.0, DAWKINS 2.0, GARDNER 1.0, VINCENT 1.0, DARLING 0.5, EMMONS 0.5, EAGLES 50.0, OPPONENTS 45.0

USUAL STARTERS			
WR	TORRANCE SMALL	LDE	BRANDON WHITING
LT	TRA THOMAS	LDT	COREY SIMON
LG	JOHN WELBOURN	RDT	HOLLIS THOMAS
C	BUBBA MILLER	RDE	HUGH DOUGLAS
RG	JERMANE MAYBERRY	WLB	JEREMIAH GARDNER
RT	ION RUVYAN	MLB	JEREMIAH TROTTER
TE	CHAD LEWIS	SAM	CARLOS EMMONS
WR	CHARLES JOHNSON	LCB	TROY VINCENT
QB	DONOVAN McNABB	RCB	BOBBY TAYLOR
RB	DARNELL AUTRY (7)	SS	DAMON MOORE
	DUCE STALEY (5)	FS	BRIAN DAWKINS
FB	CECIL MARTIN		

PRO BOWL SELECTIONS: DE HUGH DOUGLAS, TE CHAD LEWIS, QB DONOVAN McNABB, LB JEREMIAH TROTTER, CB TROY VINCENT



2001

PHILADELPHIA EAGLES STATISTICS



RECORD: 11-5, 1ST IN NFC EAST
HEAD COACH: ANDY REID

DATE	W/L	SCORE	OPPONENT	ATT.
S-09	L	17-20	ST. LOUIS	66,243
S-23	W	27-3	AT SEATTLE	62,826
S-30	W	40-18	DALLAS	66,621
O-07	L	20-21	ARIZONA	66,360
O-22	W	10-9	AT NY GIANTS	78,821
O-28	L	10-20	OKLAHOMA	65,342
N-04	W	21-7	AT ARIZONA	33,430
N-11	W	48-17	MINNESOTA	65,638
N-18	W	36-3	AT DALLAS	63,204
N-25	L	3-13	WASHINGTON	65,666
N-29	W	23-10	AT KANSAS CITY	77,087
D-09	W	24-14	SAN DIEGO	65,438
D-16	W	20-6	AT WASHINGTON	84,936
D-22	L	3-13	AT SAN FRANCISCO	68,124
D-30	W	24-21	NY GIANTS	65,885
J-06	W	17-13	AT TAMPA BAY	65,541
NFC WILD CARD				
J-12	W	31-9	TAMPA BAY	65,847
NFC DIVISIONAL PLAYOFF				
J-19	W	33-19	AT CHICAGO	66,944
NFC CHAMPIONSHIP				
J-27	L	24-29	AT ST. LOUIS	66,502

TEAM STATISTICS	EAGLES	OPP.				
TOTAL FIRST DOWNS	256	262				
RUSHING	90	88				
PASSING	146	150				
PENALTY	20	24				
3RD DOWN MADE/ATT	68/220	71/232				
3RD DOWN PCT.	30.9	30.6				
4TH DOWN MADE/ATT	9/13	7/13				
4TH DOWN PCT.	69.2	53.8				
POSSESSION AVG.	28:39	31:21				
TOTAL NET YARDS	4923	4701				
AVG. PER GAME	307.7	293.8				
TOTAL PLAYS	974	1017				
AVG. PER PLAY	5.1	4.6				
NET YARDS RUSHING	1778	1837				
AVG. PER GAME	111.1	114.8				
TOTAL RUSHES	412	455				
NET YARDS PASSING	3145	2864				
AVG. PER GAME	196.6	179.0				
SACKED/YARDS LOST	40/282	45/283				
GROSS YARDS	3427	3147				
ATT./COMPLETIONS	522/300	517/288				
COMPLETION PCT.	57.5	55.7				
HAD INTERCEPTED	14	14				
PUNTS/AVERAGE	97/43.5	104/40.6				
NET PUNTING/AVG.	97/36.4	104/34.6				
PENALTIES/YARDS	100/768	85/741				
FUMBLES/BALL LOST	20/10	39/19				
TOUCHDOWNS	38	20				
RUSHING	6	6				
PASSING	27	13				
RETURNS	5	1				
SCORE BY PERIODS						
	Q1	Q2	Q3	Q4	OT	PTS
EAGLES	58	144	40	101	0	343
OPPONENTS	50	72	30	53	3	208

PASSING	ATT	CMP	YDS	CMP%	YD/AT	TD	TD%	INT	INT%	LONG	SACKS	RATING
McNABB	493	285	3233	57.8	6.56	25	5.1	12	2.4	64t	39/273	84.3
DEYMER	14	5	51	35.7	3.64	0	0.0	1	7.1	16	1/9	17.3
FEELY	14	10	143	71.4	10.21	2	14.3	1	7.1	27	0/0	114.0
F. MITCHELL	1	0	0	0.0	0.00	0	0.0	0	0.0	0	0/0	39.6
EAGLES	522	300	3427	57.5	6.57	27	5.2	14	2.7	64t	40/282	83.4
OPPONENTS	517	288	3147	55.7	6.09	13	2.5	14	2.7	76	45/283	71.0

RUSHING	NO.	YDS	AVG	LONG	TD
STALEY	166	604	3.6	44t	2
BUCKHALTER	129	586	4.5	48	2
McNABB	82	482	5.9	33	7
THRASH	6	57	9.5	24	0
B. MITCHELL	7	9	1.3	11	0
DEYMER	8	6	0.8	14	0
SMART	2	6	3.0	6	0
PINKSTON	1	5	5.0	5	0
F. MITCHELL	2	-4	-2.0	12	0
EAGLES	412	1778	4.3	48	6
OPPONENTS	455	1837	4.0	80	6

RECEIVING	NO.	YDS	AVG	LONG	TD
THRASH	63	833	13.2	64t	8
STALEY	63	626	9.9	46t	2
PINKSTON	42	586	14.0	62t	4
LEWIS	41	422	10.3	33	6
MARTIN	24	124	5.2	17	2
F. MITCHELL	21	283	13.5	29	1
BUCKHALTER	13	130	10.0	26	0
BROWN	7	95	13.6	18	0
B. MITCHELL	6	122	20.3	56	0
D. DOUGLAS	5	77	15.4	27	2
STEWART	5	52	10.4	15	1
THOMASON	5	33	6.6	11	0
SCOTT	2	26	13.0	18	0
READER	2	14	7.0	11	0
BARTRUM	1	4	4.0	4t	1
EAGLES	300	3427	11.4	64t	27
OPPONENTS	288	3147	10.9	76	13

INT'S	NO.	YDS	AVG	LONG	TD
VINCENT	3	0	0.0	0	0
TROTTER	2	64	32.0	50t	1
HARRIS	2	22	11.0	14	0
DAWKINS	2	15	7.5	15	0
MOORE	2	2	1.0	2	0
HAMPTON	1	33	33.0	33t	1
COOK	1	11	11.0	11	0
TAYLOR	1	5	5.0	5	0
EAGLES	14	152	10.9	50	2
OPPONENTS	14	99	7.1	25	0

PUNTING	NO.	YDS	AVG	TB	IN	LG	B
LANDETA	97	4221	43.5	10	26	64	0
EAGLES	97	4221	43.5	10	26	64	0
OPPONENTS	104	4225	40.6	34.6	6	26	61
PUNT RETURNS							
	RET	FC	YDS	AVG	LG	TD	
B. MITCHELL	39	22	467	12.0	54	0	0
BROWN	5	0	30	6.0	11	0	0
COOK	0	0	0	0	0	0	0
EAGLES	44	22	508	11.5	54	0	0
OPPONENTS	56	16	488	8.7	30	0	0

FGs	1-19	20-29	30-39	40-49	50+
AKERS	1/1	6/6	14/15	7/10	1/1
EAGLES	1/1	6/6	14/15	7/10	1/1
OPPONENTS	0/0	9/9	9/11	8/11	2/2

KICKOFF RETURNS	NO.	YDS	AVG	LG	TD
B. MITCHELL	41	1025	25.0	94t	1
THRASH	5	101	20.2	34	0
D. DOUGLAS	2	32	16.0	18	0
BUCKHALTER	1	28	28.0	28	0
LEWIS	0	-10	---	-10	0
REESE	0	-11	---	-11	0
EAGLES	49	1165	23.8	94t	1
OPPONENTS	67	1430	21.3	59	0

SCORING	TD	RU	PA	RT	PAT	FG	S	PTS
AKERS	0	0	0	0	37/38	26/31	0	115
THRASH	8	0	8	0	0	0	0	48
LEWIS	6	0	6	0	0	0	0	36
PINKSTON	4	0	4	0	0	0	0	24
STALEY	4	2	2	0	0	0	0	24
BUCKHALTER	2	2	0	0	0	0	0	12
D. DOUGLAS	2	0	2	0	0	0	0	12
MARTIN	2	0	2	0	0	0	0	12
McNABB	2	2	0	0	0	0	0	12
BARTRUM	1	0	1	0	0	0	0	6
DAWKINS	1	0	1	0	0	0	0	6
HAMPTON	1	0	1	0	0	0	0	6
B. MITCHELL	1	0	1	0	0	0	0	6
F. MITCHELL	1	0	1	0	0	0	0	6
MOORE	1	0	1	0	0	0	0	6
STEWART	1	0	1	0	0	0	0	6
TROTTER	1	0	1	0	0	0	0	6
EAGLES	38	6	27	5	37/38	26/31	0	343
OPPONENTS	20	6	13	1	17/17	23/32	0	208

2-PT. CONVERSIONS: EAGLES 0-0, OPP. 1-3
AKERS: (50G) (48G,49N,21G) (40G,19G) (42G,28G) (44N,25G) (34G) 0 (36G,21G) (24G,46G,26G,28G,30G) (49G) (24G,33G,38G) (37G)(40G,50G) (20G) (43N,35G) (34N,47G,50N) OPPONENTS: (20G,26G) (41G) (41G,43G) (30N) (24G, 21G,24G,49N) (42G,32G) 0 (43G) (47N,41N,30G) (37N, 43G, 32G) (29G) (34N,37N) (39N,47G,25G,48N) (21G, 32G) (25G,32G) (42G,23G)

LEADING TACKLERS: TROTTER 164, CALDWELL 140, EMMONS 110, DAWKINS 106, MOORE 105, VINCENT 79, H. THOMAS 70, SIMON 53, H. DOUGLAS 53, BURGESS 51

SACKS: H. DOUGLAS 9.5, SIMON 7.5, BURGESS 6.0, TROTTER 3.5, CALDWELL 3.0, KALU 3.0, WHITING 2.5, GRAMSIAN 2.0, DAWKINS 1.5, VINCENT 1.5, COOK 1.0, EMMONS 1.0, MOORE 1.0, TAYLOR 1.0, DA. WALKER 1.0, EAGLES 45.0, OPPONENTS 40.0

USUAL STARTERS

WR	TODD PINKSTON	LDE	B. WHITING (12)
LT	TRA THOMAS	LDT	COREY SIMON
LG	JOHN WELBOURN	RDT	HOLLIS THOMAS
C	HANK FRAYLE	RDE	HUGH DOUGLAS
RG	JEREMIAH MAYBERRY	WILL	MIKE CALDWELL
RT	JOHNNY RYAN	MLB	JEREMIAH TROTTER
TE	CHAD LEWIS	SS	CARLOS EMMONS
WR	JAMES THRASH	LCB	TROY VINCENT
QB	DONOVAN McNABB	QB	BOBBY TAYLOR
RB	DUCE STALEY (10)	SS	DAMON MOORE
C	BUCKHALTER (5)	FS	BRIAN DAWKINS
FB	CECIL MARTIN		

PRO BOWL SELECTIONS: K. DAVID AKERS, FS BRIAN DAWKINS, DE HUGH DOUGLAS, TE CHAD LEWIS, QB DONOVAN McNABB, LT TRA THOMAS, LB JEREMIAH TROTTER, CB TROY VINCENT



THE LAST TIME ...



FUMBLE RECOVERED FOR TOUCHDOWN

By Eagles: 12/9/01 Brian Dawkins recovered a LaDainian Tomlinson fumble (forced by Dawkins) and returned it 49 yards vs. San Diego.
 By Opponent: 10/7/01 Kyle Vanden Bosch recovered a Donovan McNabb fumble (forced by Rob Fredrickson) and returned it 9 yards vs. Arizona.

MULTIPLE INTERCEPTION GAME

By Eagles: 1/12/02 Damon Moore (2 off Brad Johnson) vs. Tampa Bay.
 By Opponent: 11/15/98 Chris Dishman (one each off Bobby Hoying & Koy Detmer) at Washington.

MULTIPLE SACK GAME

By Eagles: 12/9/01 Derrick Burgess (2.0 of Doug Flutie) vs. San Diego.
 By Opponent: 1/27/02 Leonard Little (2.0 of Donovan McNabb) at St. Louis.

100-YARD RUSHING GAME

By Eagles: 11/18/01 Duce Staley (26-102-0TDs) at Dallas.
 By Opponent: 1/27/02 Marshall Faulk (31-159-2TDs) at St. Louis.

150-YARD RUSHING GAME

By Eagles: 9/3/00 Duce Staley (26-201-1TD) at Dallas.
 By Opponent: 1/27/02 Marshall Faulk (31-159-2TDs) at St. Louis.

200-YARD RUSHING GAME

By Eagles: 9/3/00 Duce Staley (26-201-1TD) at Dallas.
 By Opponent: 10/31/93 Emmitt Smith (30-237-1TD) vs. Dallas.

TWO 100-YARD RUSHERS IN THE SAME GAME

By Eagles: 10/8/95 Ricky Watters (25-139-0TDs) & Charlie Garner (9-120-3TDs) vs. Washington (OT).
 By Opponent: has not happened dating back to 1968

COMBINED 200-YARD RUSHING BY TWO PLAYERS

By Eagles: 11/11/01 212 by Duce Staley (17-146-1TD) & Correll Buckhalter (11-66) vs. Minnesota.
 By Opponent: 11/16/97 202 by Jay Graham (35-154) & Vinny Testaverde (7-48) at Baltimore.

300-YARD PASSING GAME

By Eagles: 9/9/01 Donovan McNabb (48-32-312-2TDs-1INT) vs. St. Louis.
 By Opponent: 12/30/01 Kerry Collins (39-22-303-1TD-0INTs) vs NY Giants

100-YARD RECEIVING GAME

By Eagles: 12/30/01 James Thrash (7-143-1TDs) vs. NY Giants.
 By Opponent: 12/9/01 Jeff Graham (5-110-2TDs) vs. San Diego.

TWO 100-YARD RECEIVERS IN THE SAME GAME

By Eagles: 9/20/92 Calvin Williams (5-108-2TDs) & Fred Barnett (5-102-1TD) vs. Denver.
 By Opponent: 10/3/93 Johnny Mitchell (7-146-3TDs) & Chris Burkett (4-103-0TDs) at NY Jets.

150-YARD RECEIVING GAME

By Eagles: 9/23/01 James Thrash (10-165-2TDs) at Seattle.
 By Opponent: 11/14/99 Michael Westbrook (4-152-1TD) vs. Washington.

100-YARD RUSHER & RECEIVER IN THE SAME GAME

By Eagles: 10/1/00 Brian Mitchell (2-105-1TD) & Torrance Small (4-122-1TD) vs. Atlanta.
 By Opponent: 11/21/99 Edgerrin James (22-152-2TDs) & Terrance Wilkins (4-111-1TD) vs. Indianapolis.

100-YARD RUSHER, 100-YARD RECEIVER & 300-YARD PASSER IN THE SAME GAME

By Eagles: 10/1/00 Brian Mitchell (2-105-1TD), Torrance Small (4-122-1TD) & Donovan McNabb (44-30-311-2TDs-1INT) vs. Atlanta.
 By Opponent: 11/14/99 Stephen Davis (25-122-2TDs), Michael Westbrook (4-152-1TD) & Brad Johnson (33-18-313-2TDs) vs. Washington.

MULTIPLE TOUCHDOWN GAME BY A SINGLE INDIVIDUAL

By Eagles: 1/6/02 Dameane Douglas (2 receiving) at Tampa Bay.
 By Opponent: 1/27/02 Marshall Faulk (2 rushing) at St. Louis.

The Last Time section begins on page 193



PRESEASON RESULTS 1977-2001



1977 **W3, L3** **COACH: DICK VERMEIL**
 A 5 NEW YORK JETS.....W 21-3.....GIANTS STADIUM
 A 13 LA RAMS.....L 3-20.....LOS ANGELES, CA
 A 22 NEW ENGLAND.....W 21-10.....VETERANS STADIUM
 A 28 DENVER.....W 28-24.....VETERANS STADIUM
 S 2 PITTSBURGH.....L 13-21.....PITTSBURGH, PA
 S 9 GREEN BAY.....L 16-24.....GREEN BAY, WI

1978 **W4, L1** **COACH: DICK VERMEIL**
 J 29 MIAMI.....W 17-3.....CANTON, OH
 A 5 NEW ORLEANS.....L 7-14.....MEXICO CITY
 A 14 HOUSTON.....W 28-10.....HOUSTON, TX
 A 19 ATLANTA.....W 24-7.....ATLANTA, GA
 A 25 NEW YORK JETS.....W 14-0.....VETERANS STADIUM

1979 **W1, L3** **COACH: DICK VERMEIL**
 A 3 BALTIMORE.....L 14-17.....BALTIMORE, MD
 A 9 KANSAS CITY.....L 21-24.....KANSAS CITY, MO
 A 17 BALTIMORE.....W 31-17.....VETERANS STADIUM
 A 24 MIAMI.....L 13-14.....MIAMI, FL

1980 **W3, L1** **COACH: DICK VERMEIL**
 A 9 BUFFALO.....W 24-9.....BUFFALO, NY
 A 15 NEW YORK JETS.....W 28-13.....VETERANS STADIUM
 A 24 NEW ENGLAND.....W 23-17.....FOXBORO, MA
 A 30 OAKLAND.....L 23-24.....OAKLAND, CA

1981 **W2, L2** **COACH: DICK VERMEIL**
 A 6 HOUSTON.....L 10-13.....HOUSTON, TX
 A 15 PITTSBURGH.....W 36-20.....VETERANS STADIUM
 A 23 NEW ORLEANS.....W 37-7.....SYRACUSE, NY
 A 29 NEW YORK JETS.....L 3-14.....GIANTS STADIUM

1982 **W1, L3** **COACH: DICK VERMEIL**
 A 14 TAMPA BAY.....L 7-35.....TAMPA, FL
 A 20 NEW ENGLAND.....W 14-7.....VETERANS STADIUM
 A 27 ATLANTA.....L 21-24.....ATLANTA, GA
 S 4 PITTSBURGH.....L 24-27.....PITTSBURGH, PA

1983 **W3, L1** **COACH: MARION CAMPBELL**
 A 5 DETROIT.....W 21-17.....VETERANS STADIUM
 A 13 SAN DIEGO.....W 21-20.....SAN DIEGO, CA
 A 20 GREEN BAY.....W 27-14.....GREEN BAY, WI
 A 25 PITTSBURGH.....L 3-10.....VETERANS STADIUM

1984 **W2, L2** **COACH: MARION CAMPBELL**
 A 4 DETROIT.....L 14-17.....DETROIT, MI
 A 11 PITTSBURGH.....L 17-20.....PITTSBURGH, PA
 A 18 MINNESOTA.....W 31-10.....MINNEAPOLIS, MN
 A 23 CLEVELAND.....W 20-19.....VETERANS STADIUM

1985 **W3, L1** **COACH: MARION CAMPBELL**
 A 10 NEW YORK JETS.....W 37-17.....GIANTS STADIUM
 A 17 CLEVELAND.....L 14-28.....CLEVELAND, OH
 A 23 LA RAMS.....W 14-12.....COLUMBUS, OH
 A 29 DETROIT.....W 20-16.....VETERANS STADIUM

1986 **W1, L3** **COACH: BUDDY RYAN**
 A 8 DETROIT.....W 17-9.....DETROIT, MI
 A 16 SAN DIEGO.....L 38-45.....SAN DIEGO, CA
 A 23 MIAMI.....L 15-20.....VETERANS STADIUM
 A 28 NEW YORK JETS.....L 30-37.....VETERANS STADIUM

1987 **W1, L3** **COACH: BUDDY RYAN**
 A 15 NEW YORK JETS.....L 10-13.....GIANTS STADIUM
 A 23 NEW ENGLAND.....W 19-13.....FOXBORO, MA
 A 29 MIAMI.....L 3-35.....VETERANS STADIUM
 S 3 DETROIT.....L 3-36.....VETERANS STADIUM

1988 **W2, L2** **COACH: BUDDY RYAN**
 A 6 NEW YORK JETS.....W 23-12.....VETERANS STADIUM
 A 14 PITTSBURGH.....L 16-21.....PITTSBURGH, PA
 A 20 NEW ENGLAND.....L 21-24.....VETERANS STADIUM
 A 25 DETROIT.....W 27-9.....DETROIT, MI

1989 **W4, L1** **COACH: BUDDY RYAN**
 A 6 CLEVELAND.....W 17-13.....LONDON
 A 12 ATLANTA.....W 23-17.....VETERANS STADIUM
 A 20 NEW YORK JETS.....L 10-19.....RALEIGH, NC
 A 26 PITTSBURGH.....W 38-14.....VETERANS STADIUM
 S 2 MIAMI.....W 20-10.....MIAMI, FL

1990 **W2, L2** **COACH: BUDDY RYAN**
 A 11 NEW YORK JETS.....L 6-17.....VETERANS STADIUM
 A 18 MIAMI.....W 23-14.....VETERANS STADIUM
 A 27 INDIANAPOLIS.....W 17-16.....INDIANAPOLIS, IN
 S 1 PITTSBURGH.....L 10-20.....PITTSBURGH, PA

1991 **W4, L1** **COACH: RICH KOTITE**
 J 28 BUFFALO.....L 13-17.....LONDON
 A 3 NEW YORK JETS.....W 24-10.....GIANTS STADIUM
 A 10 CINCINNATI.....W 29-24.....CINCINNATI, OH
 A 17 PITTSBURGH.....W 21-20.....VETERANS STADIUM
 A 23 INDIANAPOLIS.....W 23-21.....VETERANS STADIUM

1992 **W2, L3** **COACH: RICH KOTITE**
 A 1 NEW YORK JETS.....L 14-41.....CANTON, OH
 A 8 PITTSBURGH.....W 35-33.....PITTSBURGH, PA
 A 15 CINCINNATI.....W 27-17.....VETERANS STADIUM
 A 23 ATLANTA.....L 10-20.....ATLANTA, GA
 A 27 NEW YORK JETS.....L 13-22.....VETERANS STADIUM

1993 **W3, L2** **COACH: RICH KOTITE**
 A 1 NEW ORLEANS.....L 16-28.....TOKYO, JAPAN
 A 8 CHICAGO.....W 13-9.....VETERANS STADIUM
 A 13 NEW YORK JETS.....W 24-13.....GIANTS STADIUM
 A 21 ATLANTA.....W 37-20.....VETERANS STADIUM
 A 27 CINCINNATI.....L 3-23.....CINCINNATI, OH

1994 **W1, L3** **COACH: RICH KOTITE**
 A 5 CHICAGO.....L 6-12.....CHICAGO, IL
 A 13 NEW YORK JETS.....W 24-34.....VETERANS STADIUM
 A 20 CINCINNATI.....W 17-7.....VETERANS STADIUM
 A 26 ATLANTA.....L 12-20.....ATLANTA, GA

1995 **W4, L0** **COACH: RAY RHODES**
 A 5 ATLANTA.....W 25-17.....VETERANS STADIUM
 A 12 NEW YORK JETS.....W 13-10.....JACKSON, MS
 A 17 NEW ENGLAND.....W 31-7.....VETERANS STADIUM
 A 24 PITTSBURGH.....W 16-6.....PITTSBURGH, PA

1996 **W2, L2** **COACH: RAY RHODES**
 A 3 BALTIMORE.....L 9-17.....BALTIMORE, MD
 A 8 NEW YORK JETS.....W 30-16.....VETERANS STADIUM
 A 18 NEW ENGLAND.....L 10-37.....FOXBORO, MA
 A 23 PITTSBURGH.....W 20-19.....VETERANS STADIUM

1997 **W1, L3** **COACH: RAY RHODES**
 A 2 NEW YORK JETS.....L 17-31.....GIANTS STADIUM
 A 11 PITTSBURGH.....L 26-42.....PITTSBURGH, PA
 A 16 BALTIMORE.....W 24-13.....VETERANS STADIUM
 A 21 NEW ENGLAND.....L 14-28.....VETERANS STADIUM

1998 **W1, L3** **COACH: RAY RHODES**
 A 6 NEW YORK JETS.....L 15-29.....VETERANS STADIUM
 A 14 PITTSBURGH.....W 21-17.....VETERANS STADIUM
 A 24 BALTIMORE.....L 6-23.....BALTIMORE, MD
 A 29 NEW ENGLAND.....L 7-24.....FOXBORO, MA

1999 **W1, L3** **COACH: ANDY REID**
 A 12 BALTIMORE.....L 7-10.....VETERANS STADIUM
 A 20 NEW YORK JETS.....L 9-10.....GIANTS STADIUM
 A 26 MINNESOTA.....L 13-17.....MINNEAPOLIS, MN
 S 2 CLEVELAND.....W 30-17.....VETERANS STADIUM

2000 **W1, L3** **COACH: ANDY REID**
 J 30 CLEVELAND.....L 22-33.....CLEVELAND, OH
 A 5 BALTIMORE.....L 13-16.....BALTIMORE, MD
 A 18 TENNESSEE.....W 34-32.....VETERANS STADIUM
 A 24 BUFFALO.....L 12-16.....VETERANS STADIUM

2001 **W2, L1** **COACH: ANDY REID**
 A 13 BALTIMORE.....CANCELLED.....VETERANS STADIUM
 A 18 BUFFALO.....L 3-6.....BUFFALO, NY
 A 23 TENNESSEE.....W 20-14.....NASHVILLE, TN
 A 30 NEW YORK JETS.....W 13-12.....VETERANS STADIUM

Note: For preseason results from 1933-1976, consult Eagles 1987 Media Guide or the Eagles media relations department.



TEAM-BY-TEAM RESULTS

Overall records include postseason results, which are highlighted in midnight green.
Results do not include games from 1943 when the Eagles and Steelers combined as the Steagles.

Arizona Cardinals				Overall: 52-53-5	Home: 26-26-3	Away: 26-27-2	Playoffs: 1-1				
Date	Site	Result	Score	Date	Site	Result	Score	Date	Site	Result	Score
N-10-35	Chi	L	3-12	D-08-63	StL	L	14-38	O-28-84	Phila	L	14-34
N-08-36	Chi	L	0-13	N-22-64	Phila	L	13-38	N-25-84	StL	L	16-17
S-28-37	Phila	T	6-6	D-13-64	StL	L	34-36	O-13-85	Phila	W	30-7
O-26-38	Erie, PA	W	7-0	S-19-65	Phila	W	34-27	N-17-85	StL	W	24-14
O-26-41	Phila	W	21-14	N-28-65	StL	W	28-24	N-02-86	StL	L	10-13
O-07-45	Phila	W	21-6	S-11-66	StL	L	13-16	D-07-86	Phila	T (OT)	10-10
D-07-47	Phila	L	21-45	O-02-66	Phila	L	10-41	N-01-87	StL	W	28-23
D-28-47	c Chi	L	21-28	O-22-67	StL	L	14-48	N-22-87	Phila	L	19-31
S-24-48	Chi	L	14-21	N-03-68	Phila	L	17-45	N-27-88	Phila	W	31-21
D-19-48	c Phila	W	7-0	N-23-69	StL	W	34-30	D-10-88	Phx	W	23-17
O-08-49	Phila	W	28-3	O-18-70	Phila	L	20-35	O-15-89	Phx	W	17-5
S-24-50	Chi	W	45-7	N-29-70	StL	L	14-23	D-24-89	Phila	W	31-14
N-19-50	Phila	L	10-14	N-21-71	StL	W	37-20	S-16-90	Phila	L	21-23
S-30-51	Chi	W	17-14	D-12-71	Phila	W	19-7	D-29-90	Phx	W	23-21
N-16-52	Phila	W	10-7	N-05-72	Phila	T	6-6	S-08-91	Phila	L	10-26
N-30-52	Chi	L	22-28	D-17-72	StL	L	23-24	N-24-91	Phx	W	34-14
O-25-53	Chi	W	56-17	S-16-73	Phila	L	23-34	S-13-92	Phx	W	31-14
N-21-53	Phila	W	38-0	O-14-73	StL	W	27-24	O-25-92	Phila	W	7-3
O-03-54	Chi	W	35-16	S-15-74	StL	L	3-7	S-05-93	Phila	W	23-17
N-07-54	Phila	W	30-14	N-17-74	Phila	L	3-13	N-07-93	Phx	L	3-16
O-23-55	Chi	T	24-24	O-19-75	StL	L	20-31	N-06-94	Phila	W	17-7
D-04-55	Phila	W	27-3	N-09-75	Phila	L	23-24	N-20-94	Arz	L	6-12
O-21-56	Phila	L	6-20	O-10-76	StL	L	14-33	S-10-95	Arz	W	31-19
N-04-56	Chi	L	17-28	N-07-76	Phila	L	14-17	D-17-95	Phila	W	21-20
N-03-57	Chi	W	38-21	O-16-77	Phila	L	17-21	N-24-96	Arz	L	30-36
D-14-57	Phila	L	27-31	N-20-77	StL	L	16-21	D-22-96	Phila	W	29-19
N-02-58	Chi	T	21-21	O-29-78	Phila	L	10-16	O-19-97	Phila	W (OT)	13-10
N-16-58	Phila	W	49-21	N-26-78	StL	W	14-10	N-02-97	Arz	L	21-31
O-25-59	Minn	W	28-24	O-14-79	StL	W	24-20	S-20-98	Arz	L	3-17
N-15-59	Phila	W	27-17	N-18-79	Phila	W	16-13	D-13-98	Phila	L (OT)	17-20
O-09-60	Phila	W	31-27	S-28-80	StL	L	14-24	S-12-99	Phila	L	24-25
D-04-60	StL	W	20-6	D-14-80	Phila	W	17-3	D-05-99	Arz	L	17-21
O-01-61	Phila	L	27-30	N-08-81	StL	W	52-10	O-15-00	Arz	W	33-14
O-15-61	StL	W	20-7	D-20-81	Phila	W	38-0	N-19-00	Phila	W	34-9
S-16-62	Phila	L	21-27	D-05-82	Phila	L	20-23	O-07-01	Phila	L	20-21
D-16-62	StL	L	35-45	S-25-83	Phila	L	11-14	N-04-01	Arz	W	21-7
S-22-63	Phila	L	24-28	D-18-83	StL	L	7-31				

Total Points: Eagles 2,337 - Cardinals 2,148
Longest Eagles Winning Streak: 5 (1958-60)
At Veterans Stadium: (14-15-2)
Sweeps: Eagles (1953,54,59,60,65,71,79,81,85,88,89,92,95,2000),
 Cardinals (1947,56,62,63,64,66,70,74,75,76,77,83,84,98,99)
Note: franchise in Chicago prior to 1960 and St. Louis from 1960-87; changed its name from Phoenix to Arizona in 1994.
 c - NFL Championship

Longest Eagles Losing Streak: 9 (1974-78)
At Sun Devil Stadium: (8-6-0)

Atlanta Falcons				Overall: 10-10-1	Home: 4-5-1	Away: 6-5-0	Playoffs: 0-1				
Date	Site	Result	Score	Date	Site	Result	Score	Date	Site	Result	Score
S-18-66	Phila	W	23-10	S-10-79	Phila	L	10-14	O-30-88	Phila	L	24-27
O-08-67	Atl	W	38-7	D-07-80	Phila	L	17-20	N-18-90	Atl	W	24-23
D-14-69	Phila	L	3-27	O-05-81	Phila	W	16-13	N-27-94	Atl	L	21-28
N-15-70	Phila	T	13-13	O-02-83	Atl	W	28-24	S-22-96	Atl	W	33-18
N-11-73	Phila	L	27-44	D-16-84	Atl	L	10-26	D-14-97	Atl	L	17-20
O-03-76	Atl	W	14-13	N-10-85	Phila	W (OT)	23-17	S-13-98	Atl	L	12-17
D-24-78	f Atl	L	13-14	O-05-86	Atl	W	16-0	O-01-00	Phila	W	38-10

Total Points: Eagles 420 - Falcons 385
Longest Eagles Winning Streak: 2 (three times)
At Veterans Stadium: (3-4-0)
 f - NFC First Round Playoff
Longest Eagles Losing Streak: 3 (1978-80)
At Georgia Dome: (1-3-0)



M E D I A G U I D E

Baltimore Ravens

Date	Site	Result	Score	Overall: 0-0-1	Home: 0-0-0	Away: 0-0-1	Playoffs: 0-0
N-16-97	Balt	T (OT)	10-10				

Total Points: Eagles 10 - Ravens 10
Longest Eagles Winning Streak: 0
At Veterans Stadium: (0-0-0)

Longest Eagles Losing Streak: 0
At Ravens Stadium at Camden Yards: (0-0-0)

Buffalo Bills

Date	Site	Result	Score	Overall: 4-5-0	Home: 2-2-0	Away: 2-3-0	Playoffs: 0-0
O-07-73	Buf	L	26-27	O-27-85	Phila	W	21-17
S-17-81	Buf	W	20-14	D-27-87	Phila	W	17-7
O-07-84	Buf	W	27-17	D-02-90	Buf	L	23-30
				D-12-93	Phila	L	7-10
				N-10-96	Phila	L	17-24
				S-26-99	Buf	L	0-26

Total Points: Eagles 158 - Bills 172
Longest Eagles Winning Streak: 4 (1981-87)
At Veterans Stadium: (2-2-0)

Longest Eagles Losing Streak: 4 (1990-99 current)
At Ralph Wilson Stadium: (2-3-0)

Carolina Panthers

Date	Site	Result	Score	Overall: 1-1-0	Home: 1-0-0	Away: 0-1-0	Playoffs: 0-0
O-27-96	Phila	W	20-9	N-07-99	Car	L	7-33

Total Points: Eagles 27 - Panthers 42
Longest Eagles Winning Streak: 1
At Veterans Stadium: (1-0-0)

Longest Eagles Losing Streak: 1
At Ericsson Stadium: (0-1-0)

Chicago Bears

Date	Site	Result	Score	Overall: 8-25-1	Home: 6-11-1	Away: 2-14-0	Playoffs: 2-1
N-12-33	Phila	T	3-3	O-16-49	Chi	L	21-38
O-13-35	Phila	L	0-39	D-11-55	Chi	L	10-17
S-27-36	Phila	L	0-17	N-05-61	Phila	W	16-14
N-22-36	Phila	L	7-28	O-27-63	Chi	L	7-16
O-02-38	Phila	L	6-28	O-20-68	Phila	L	16-29
N-19-39	Chi	L	14-27	S-27-70	Chi	L	16-20
N-30-41	Phila	L	14-49	D-10-72	Phila	L	12-21
O-25-42	Chi	L	14-45	S-28-75	Chi	L	13-15
N-26-44	Phila	L	7-28	D-23-79	Phila	W	27-17
O-20-46	Chi	L	14-21	O-26-80	Phila	W	17-14
O-12-47	Chi	L	7-40	O-23-83	Phila	L	6-7
O-24-48	Phila	W	12-7	N-13-83	Chi	L	14-17
				S-14-86	Chi	L (OT)	10-13
				O-04-87	Phila	L	3-35
				D-31-88	Chi	L	12-20
				O-02-89	Chi	L	13-27
				O-10-93	Phila	L	6-17
				S-12-94	Phila	W	30-22
				D-24-95	Chi	L	14-20
				O-17-99	Chi	W	20-16
				O-22-00	Phila	W	13-9
				J-19-02	Chi	W	33-19

Total Points: Eagles 427 - Bears 755
Longest Eagles Winning Streak: 3 (1999-2001 current)
At Veterans Stadium: (4-4-0)
Sweeps: Bears (1936,83)
 f - NFC First Round Playoff; d - NFC Divisional Playoff

Longest Eagles Losing Streak: 10 (1935-47)
At Soldier Field: (2-6-0)

Cincinnati Bengals

Date	Site	Result	Score	Overall: 3-6-0	Home: 3-3-0	Away: 0-3-0	Playoffs: 0-0
S-19-71	Cin	L	14-37	N-21-82	Phila	L	14-18
D-07-75	Phila	L	0-31	S-11-88	Phila	L	24-28
O-28-79	Cin	L	13-37	N-17-91	Phila	W	17-10
				D-24-94	Cin	L	30-33
				N-30-97	Phila	W	44-42
				D-24-00	Phila	W	16-7

Total Points: - Eagles 172 - Bengals 243
Longest Eagles Winning Streak: 2 (1997-2000 current)
At Veterans Stadium: (3-3-0)

Longest Eagles Losing Streak: 5 (1971-88)
At Paul Brown Stadium: (0-0-0)



M E D I A G U I D E

TEAM-BY-TEAM RESULTS (CONTINUED)

Cleveland Browns				Overall: 13-31-1	Home: 8-13-0	Away: 5-18-1	Playoffs: 0-0				
Date	Site	Result	Score	Date	Site	Result	Score	Date	Site	Result	Score
S-16-50	Phila	L	10-35	O-20-57	Phila	W	17-7	O-03-65	Phila	L	17-35
D-03-50	Clev	L	7-13	N-23-58	Clev	L	14-28	N-07-65	Clev	L	34-38
N-13-51	Clev	L	17-20	D-07-58	Phila	L	14-21	N-13-66	Clev	L	7-27
D-16-51	Phila	L	9-24	N-08-59	Clev	L	7-28	D-11-66	Phila	W	33-21
O-19-52	Phila	L	7-49	D-13-59	Phila	L	21-28	D-17-67	Phila	W	28-24
N-23-52	Clev	W	28-20	S-25-60	Phila	L	24-41	N-24-68	Clev	L	13-47
O-10-53	Clev	L	13-37	O-23-60	Clev	W	31-29	S-21-69	Phila	L	20-27
D-13-53	Phila	W	42-27	S-17-61	Phila	W	27-20	S-24-72	Phila	L	17-27
S-26-54	Phila	W	28-10	N-19-61	Clev	L	24-45	N-14-76	Clev	L	3-24
N-21-54	Clev	L	0-6	S-30-62	Phila	W	35-7	N-04-79	Phila	L	19-24
O-09-55	Clev	L	17-21	N-04-62	Clev	T	14-14	S-19-82	Clev	W	24-21
N-13-55	Phila	W	33-17	O-20-63	Clev	L	7-37	O-16-88	Clev	L	3-19
N-18-56	Phila	L	0-16	N-03-63	Phila	L	17-23	N-10-91	Clev	W	32-30
D-02-56	Clev	L	14-17	S-27-64	Phila	L	20-28	N-13-94	Phila	L	7-26
O-13-57	Clev	L	7-24	N-29-64	Clev	L	24-38	D-10-00	Clev	W	35-24

Total Points: Eagles 820 - Browns 1,144
Longest Eagles Winning Streak: 2 (three times)
At Veterans Stadium: (0-3-0)
Sweeps: Browns (1950,51,56,58,59,63,64,65)

Longest Eagles Losing Streak: 7 (1963-66)
At Cleveland Browns Stadium: (1-0-0)

Dallas Cowboys				Overall: 35-50-0	Home: 21-20-0	Away: 14-30-0	Playoffs: 1-2				
Date	Site	Result	Score	Date	Site	Result	Score	Date	Site	Result	Score
S-30-60	Dal	W	27-25	O-26-75	Phila	L	17-20	D-10-89	Phila	W	20-10
O-22-61	Dal	W	43-7	N-23-75	Dal	L	17-27	O-28-90	Dal	W	21-20
N-26-61	Phila	W	35-13	S-12-76	Dal	L	7-27	D-23-90	Phila	W	17-3
O-14-62	Dal	L	19-41	D-05-76	Phila	L	7-26	S-15-91	Dal	W	24-0
N-25-62	Phila	W	28-14	O-23-77	Phila	L	10-16	D-15-91	Phila	L	13-25
O-06-63	Phila	W	24-21	D-04-77	Dal	L	14-24	O-05-92	Phila	W	31-7
N-17-63	Dal	L	20-27	O-22-78	Dal	L	7-14	N-01-92	Dal	L	10-20
N-15-64	Dal	W	17-14	D-10-78	Phila	L	13-31	J-10-93	d Dal	L	10-34
D-06-64	Phila	W	24-14	N-12-79	Dal	W	31-21	O-31-93	Phila	L	10-23
O-10-65	Dal	W	35-24	D-08-79	Phila	L	17-24	D-06-93	Dal	L	17-23
D-05-65	Phila	L	19-21	O-19-80	Phila	W	17-10	O-16-94	Dal	L	13-24
O-09-66	Dal	L	7-56	D-21-80	Dal	L	27-35	D-04-94	Phila	L	19-31
D-06-66	Phila	W	24-23	J-11-81	c Phila	W	20-7	N-06-95	Dal	L	12-34
O-29-67	Phila	W	21-14	N-01-81	Phila	L	14-17	D-10-95	Phila	W	20-17
D-10-67	Dal	L	17-38	D-13-81	Dal	L	10-23	J-07-96	d Dal	L	11-30
S-29-68	Phila	L	13-45	D-26-82	Dal	W	24-20	S-30-96	Phila	L	19-23
O-13-68	Dal	L	14-34	O-16-83	Dal	L	7-37	N-03-96	Dal	W	31-21
O-05-69	Phila	L	7-38	N-06-83	Phila	L	20-27	S-15-97	Dal	L	20-21
O-19-69	Dal	L	14-49	S-16-84	Dal	L	17-23	O-26-97	Phila	W	13-12
S-20-70	Phila	L	7-17	D-02-84	Phila	L	10-26	N-02-98	Phila	L	0-34
N-01-70	Dal	L	17-21	O-20-85	Phila	W	16-14	D-20-98	Dal	L	9-13
S-26-71	Phila	L	7-42	N-24-85	Dal	L	17-34	O-10-99	Phila	W	13-10
N-14-71	Dal	L	7-20	O-19-86	Phila	L	14-17	D-12-99	Dal	L	10-20
S-17-72	Dal	L	6-28	D-14-86	Dal	W	23-21	S-03-00	Dal	W	41-34
N-19-72	Phila	L	7-28	O-11-87	Dal	L	22-41	N-05-00	Phila	W (OT)	16-13
O-28-73	Phila	W	30-16	O-25-87	Phila	W	37-20	S-30-01	Phila	W	40-18
N-18-73	Dal	L	10-31	O-23-88	Phila	W	24-23	N-18-01	Dal	W	36-3
S-23-74	Phila	W	13-10	D-18-88	Dal	W	23-7				
O-20-74	Dal	L	24-31	N-23-89	Dal	W	27-0				

Total Points: Eagles 1,541 - Cowboys 1,895
Longest Eagles Winning Streak: 8 (1987-91)
At Veterans Stadium: (15-16-0)
Sweeps: Eagles (1961,64,88,89,90,2000, 01), Cowboys (1968,69,70,71,72,75,76,77,78,81,83,84,93,94,98)
c - NFC Championship; d - NFC Divisional Playoff

Longest Eagles Losing Streak: 11 (1967-72)
At Texas Stadium: (10-23-0)



M E D I A G U I D E

Denver Broncos				Overall: 6-3-0	Home: 4-1-0	Away: 2-2-0	Playoffs: 0-0				
Date	Site	Result	Score	Date	Site	Result	Score	Date	Site	Result	Score
O-31-75	Phila	W	17-16	S-18-83	Den	W	13-10	S-20-92	Phila	W	30-0
D-14-75	Den	L	10-25	S-21-86	Phila	L	7-33	N-12-95	Phila	W	31-13
S-07-80	Phila	W	27-6	O-29-89	Den	W	28-24	O-04-98	Den	L	16-41

Total Points: Eagles 179 - Broncos 168
Longest Eagles Winning Streak: 3 (1989-95)
At Veterans Stadium: (4-1-0)
Longest Eagles Losing Streak: 1 (three times)
At Invesco Field at Mile High: (0-0)

Detroit Lions				Overall: 12-12-2	Home: 7-8-0	Away: 5-4-2	Playoffs: 1-0				
Date	Site	Result	Score	Date	Site	Result	Score	Date	Site	Result	Score
O-18-33	Phila	L	0-25	O-03-49	Det	W	22-14	D-15-74	Phila	W	28-17
O-14-34	Phila	L	0-10	N-18-51	Phila	L	10-28	O-02-77	Det	L	13-17
S-20-35	Det	L	0-35	D-05-54	Det	T	13-13	D-02-79	Phila	W	44-7
O-11-36	Phila	L	0-23	N-10-57	Phila	L	16-27	N-04-84	Det	T (OT)	23-23
D-04-38	Det	W	21-7	O-16-60	Phila	W	28-10	N-16-86	Phila	L	11-13
N-17-40	Phila	L	0-21	D-17-61	Det	W	27-24	D-30-95	Phila	W	58-37
N-16-41	Det	L	17-21	D-19-65	Phila	L	28-35	S-15-96	Phila	W	24-17
O-14-45	Det	L	24-28	N-28-68	Det	W	12-0	N-08-98	Phila	W	10-9
D-12-48	Phila	W	45-21	D-05-71	Det	W	23-20				

Total Points: Eagles 497 - Lions 502
Longest Eagles Winning Streak: 3 (1968-74 & 1995-98 current)
At Veterans Stadium: (5-1-0)
Longest Eagles Losing Streak: 4 (1933-36)
At Ford Field: (0-0)
Note: franchise in Portsmouth prior to 1934 and known as the Spartans
 F - NFC First Round Playoffs

Green Bay Packers				Overall: 10-22-0	Home: 7-7-0	Away: 3-15-0	Playoffs: 1-0				
Date	Site	Result	Score	Date	Site	Result	Score	Date	Site	Result	Score
O-29-33	GB	L	9-35	N-02-52	Milw	L	10-12	O-18-87	GB	L (OT)	10-16
D-03-33	Phila	L	0-10	O-30-54	Phila	L	14-37	D-16-90	Phila	W	31-0
S-16-34	GB	L	6-19	O-26-58	GB	L	35-38	S-01-91	GB	W	20-3
D-08-35	Phila	L	6-13	D-26-60	Phila	W	17-13	N-15-92	Milw	L	24-27
N-14-37	Milw	L	7-37	N-11-62	Phila	L	0-49	S-12-93	GB	W	20-17
N-12-39	Phila	L	16-23	S-15-68	GB	L	13-30	S-18-94	Phila	W	13-7
S-15-40	GB	L	20-27	O-25-70	Milw	L	17-30	S-09-96	GB	L	13-39
N-29-42	Phila	L	0-7	D-01-74	Phila	W	36-14	S-07-97	Phila	W	10-9
O-13-46	Phila	L	7-19	O-17-76	GB	L	13-28	N-29-98	GB	L	16-24
D-14-47	Phila	W	28-14	N-05-78	Phila	W	10-3	S-17-00	GB	L	3-6
O-14-51	GB	L	24-37	N-25-79	GB	W	21-10				

Total Points: Eagles 469 - Packers 653
Longest Eagles Winning Streak: 2 (three times)
At Veterans Stadium: (5-0-0)
Sweeps: Packers (1933)
 C - NFL Championship
Longest Eagles Losing Streak: 9 (1933-46)
At Lambeau Field: (3-7-0)

Indianapolis Colts				Overall: 7-8-0	Home: 4-4-0	Away: 3-4-0	Playoffs: 0-0				
Date	Site	Result	Score	Date	Site	Result	Score	Date	Site	Result	Score
O-15-50	Balt	W	24-14	D-06-70	Balt	L	10-29	O-14-84	Phila	W	16-7
N-15-53	Phila	W	45-14	S-29-74	Phila	W	30-10	S-30-90	Phila	L	23-24
N-21-65	Balt	L	24-34	O-01-78	Balt	W	17-14	D-13-93	Ind	W	20-10
S-24-67	Phila	L	6-38	N-15-81	Phila	W	38-13	D-05-96	Ind	L	10-37
O-13-69	Balt	L	20-24	O-30-83	Phila	L	21-22	N-21-99	Phila	L	17-44

Total Points: Eagles 321 - Colts 334
Longest Eagles Winning Streak: 3 (1974-81)
At Veterans Stadium: (3-3-0)
Note: franchise in Baltimore prior to 1984
Longest Eagles Losing Streak: 4 (1965-70)
At RCA Dome: (1-1-0)

Jacksonville Jaguars				Overall: 0-1-0	Home: 0-0-0	Away: 0-1-0	Playoffs: 0-0
Date	Site	Result	Score				
O-12-97	Jax	L	21-38				

Total Points: Eagles 21 - Jaguars 38
Longest Eagles Winning Streak: 0
At Veterans Stadium: (0-0-0)
Longest Eagles Losing Streak: 1
At ALLETE Stadium: (0-1-0)



M E D I A G U I D E

Kansas City Chiefs

Overall: 2-2-0				Home: 0-1-0				Away: 2-1-0				Playoffs: 0-0			
Date	Site	Result	Score	Date	Site	Result	Score	Date	Site	Result	Score	Date	Site	Result	Score
0-22-72	KC	W	21-20	5-27-98	Phila	L	21-24								
0-11-92	KC	L	17-24	N-29-01	KC	W	23-10								

Total Points: Eagles 82 - Chiefs 78
Longest Eagles Winning Streak: 1
At Veterans Stadium: (0-1-0)
Longest Eagles Losing Streak: 2 (1992-98)
At Arrowhead Stadium: (2-1-0)

Miami Dolphins

Overall: 3-7-0				Home: 3-2-0				Away: 0-5-0				Playoffs: 0-0			
Date	Site	Result	Score	Date	Site	Result	Score	Date	Site	Result	Score	Date	Site	Result	Score
N-08-70	Phila	W	24-17	N-11-84	Mia	L	23-24	0-20-96	Phila	W	35-28				
0-12-75	Mia	L	16-24	D-13-87	Phila	L	10-28	0-24-99	Mia	L	13-16				
5-24-78	Phila	W	17-3	D-09-90	Mia	L (OT)	20-23								
N-30-81	Mia	L	10-13	N-14-93	Phila	L	14-19								

Total Points: Eagles 182 - Dolphins 195
Longest Eagles Winning Streak: 1
At Veterans Stadium: (1-2-0)
Longest Eagles Losing Streak: 5 (1981-93)
At Pro Player Stadium: (0-2-0)

Minnesota Vikings

Overall: 8-11-0				Home: 6-5-0				Away: 2-6-0				Playoffs: 1-0			
Date	Site	Result	Score	Date	Site	Result	Score	Date	Site	Result	Score	Date	Site	Result	Score
0-28-62	Min	L	21-31	S-14-80	Min	W	42-7	N-19-89	Phila	W	10-9				
D-16-63	Phila	L	13-34	J-03-81	d Phila	W	31-16	0-15-90	Phila	W	32-24				
D-15-68	Phila	L	17-24	0-18-81	Min	L	23-35	D-06-92	Phila	W	28-17				
0-10-71	Phila	L	0-13	S-09-84	Phila	W	19-17	5-28-97	Min	L	19-28				
0-21-73	Min	L	21-28	D-01-85	Phila	L	23-28	N-11-01	Phila	W	48-17				
0-24-76	Phila	L	12-31	D-22-85	Min	W	37-35								
D-03-78	Min	L	27-28	S-25-88	Min	L	21-23								

Total Points: Eagles 444 - Vikings 445
Longest Eagles Winning Streak: 3 (1989-92)
At Veterans Stadium: (6-3-0)
Sweeps: Eagles (1980)
 d - NFC Divisional Playoff
Longest Eagles Losing Streak: 7 (1962-78)
At Hubert H. Humphrey Metrodome: (1-2-0)

New England Patriots

Overall: 6-2-0				Home: 5-0-0				Away: 1-2-0				Playoffs: 0-0			
Date	Site	Result	Score	Date	Site	Result	Score	Date	Site	Result	Score	Date	Site	Result	Score
N-04-73	Phila	W	24-23	S-13-81	Phila	W	13-3	N-04-90	Phila	W	48-20				
N-27-77	NE	L	6-14	D-09-84	Phila	W	27-17	D-19-99	Phila	W	24-9				
0-08-78	NE	L	14-24	N-29-87	NE	W (OT)	34-31								

Total Points: Eagles 190 - Patriots 141
Longest Eagles Winning Streak: 5 (1987-99 current)
At Veterans Stadium: (5-0-0)
Longest Eagles Losing Streak: 2 (1977-78)
At CMGI Field: (0-0)

New Orleans Saints

Overall: 14-8-0				Home: 7-2-0				Away: 7-6-0				Playoffs: 1-0			
Date	Site	Result	Score	Date	Site	Result	Score	Date	Site	Result	Score	Date	Site	Result	Score
N-05-67	NO	L	24-31	S-17-78	NO	W	24-17	0-13-91	Phila	L	6-13				
N-19-67	Phila	W	48-21	S-16-79	NO	W	26-14	5-06-92	Phila	W	15-13				
D-08-68	Phila	W	29-17	N-09-80	NO	W	34-21	J-03-93	f NO	W	36-20				
0-26-69	Phila	W	13-10	0-11-81	NO	W	31-14	D-26-93	Phila	W	37-26				
N-30-69	NO	L	17-26	D-11-83	Phila	L	17-20	0-01-95	NO	W	15-10				
0-29-72	NO	L	3-21	0-06-85	NO	L	21-23	5-24-00	NO	W	21-7				
0-27-74	NO	L	10-14	S-20-87	Phila	W	27-17								
N-06-77	Phila	W	28-7	D-18-89	NO	L	20-30								

Total Points: Eagles 502 - Saints 392
Longest Eagles Winning Streak: 5 (1977-81, 1992-2000 current)
At Veterans Stadium: (4-2-0)
Sweeps: Eagles (1992)
 f - NFC First Round Playoff
Longest Eagles Losing Streak: 3 (1969-74)
At Louisiana Superdome: (7-2-0)



M E D I A G U I D E

New York Giants				Overall: 60-74-2				Home: 34-32-1				Away: 26-42-1				Playoffs: 0-2			
Date	Site	Result	Score	Date	Site	Result	Score	Date	Site	Result	Score	Date	Site	Result	Score	Date	Site	Result	Score
O-15-33	NY	L	0-56	O-05-57	Phila	L	20-24	S-06-81	NY	W	24-10								
D-10-33	Phila	L	14-20	N-17-57	NY	L	0-13	N-22-81	Phila	L	10-20								
O-28-34	NY	L	0-17	O-05-58	Phila	W	27-24	D-27-81	Phila	L	21-27								
D-03-34	Phila	W	6-0	N-30-58	NY	L	10-24	D-11-82	NY	L	7-23								
N-24-35	NY	L	0-10	O-04-59	Phila	W	49-21	J-22-83	Phila	L	24-26								
D-01-35	Phila	L	14-21	O-28-59	NY	L	7-24	O-09-83	NY	W	17-13								
S-13-36	Phila	W	10-7	N-20-60	NY	W	17-10	N-20-83	Phila	L	0-23								
O-25-36	NY	L	17-21	N-27-60	Phila	W	31-23	S-02-84	NY	L	27-28								
O-03-37	Phila	L	7-16	N-12-61	NY	L	21-38	O-21-84	Phila	W	24-10								
O-17-37	NY	L	0-21	D-10-61	Phila	L	24-28	S-08-85	NY	L	0-21								
S-25-38	Phila	W	14-10	S-23-62	Phila	L	13-29	S-29-85	Phila	L (OT)	10-16								
O-16-38	NY	L	7-17	N-18-62	NY	L	14-19	O-12-86	NY	L	3-35								
S-24-39	Phila	L	3-13	S-29-63	Phila	L	14-37	N-09-86	Phila	L	14-17								
O-15-39	NY	L	10-27	N-10-63	NY	L	14-42	N-15-87	Phila	L	17-20								
S-28-40	Phila	L	14-20	S-13-64	Phila	W	38-7	D-06-87	NY	L (OT)	20-23								
O-13-40	NY	L	7-17	O-18-64	NY	W	23-17	O-10-88	Phila	W	24-13								
S-13-41	Phila	L	0-24	S-26-65	Phila	L	14-16	N-20-88	NY	W (OT)	23-17								
O-12-41	NY	L	0-16	O-17-65	NY	L	27-35	O-08-89	Phila	W	21-19								
O-11-42	NY	L	17-35	S-25-66	Phila	W	35-17	D-03-89	NY	W	24-17								
N-08-42	Phila	L	0-14	O-23-66	NY	W	31-3	S-09-90	NY	L	20-27								
O-29-44	NY	W	24-17	N-26-67	NY	L	7-44	N-25-90	Phila	W	31-13								
N-12-44	Phila	T	21-21	S-22-68	Phila	L	25-34	N-04-91	Phila	W	30-7								
N-11-45	Phila	W	38-17	N-17-68	NY	L	6-7	D-08-91	NY	W	19-14								
D-02-45	NY	L	21-28	N-02-69	NY	W	23-20	N-22-92	NY	W	47-34								
N-03-46	Phila	W	24-14	O-11-70	NY	L	23-30	D-27-92	Phila	W	20-10								
N-10-46	NY	L	17-45	N-23-70	Phila	W	23-20	O-17-93	NY	L	10-21								
O-05-47	Phila	W	23-0	O-24-71	Phila	W	23-7	N-21-93	Phila	L	3-7								
N-09-47	NY	W	41-24	D-19-71	NY	W	41-28	S-04-94	NY	L	23-28								
O-10-48	Phila	W	45-0	O-02-72	Phila	L	12-27	D-18-94	Phila	L	13-16								
N-07-48	NY	W	35-14	N-26-72	NY	L	10-62	O-15-95	NY	W	17-14								
D-04-49	NY	W	24-3	S-23-73	NY	T	23-23	N-19-95	Phila	W	28-19								
D-11-49	Phila	W	17-3	N-25-73	Phila	W	20-16	O-13-96	NY	W	19-10								
N-26-50	NY	L	3-7	O-13-74	Phila	W	35-7	D-01-96	Phila	W	24-0								
D-10-50	Phila	L	7-9	D-08-74	N. Haven	W	20-7	A-31-97	NY	L	17-31								
O-21-51	NY	L	24-26	S-21-75	Phila	L	14-23	D-07-97	Phila	L	21-31								
D-09-51	Phila	L	7-23	N-16-75	NY	W	13-10	N-22-98	NY	L	0-20								
O-04-52	Phila	L	7-31	S-19-76	Phila	W	20-7	D-27-98	Phila	L	10-21								
O-26-52	NY	W	14-10	O-31-76	NY	W	10-0	O-03-99	NY	L	15-16								
N-08-53	Phila	W	30-7	O-09-77	NY	W	28-10	O-31-99	Phila	L (OT)	17-23								
N-29-53	NY	L	28-37	D-11-77	Phila	W	17-14	S-10-00	Phila	L	18-33								
N-14-54	NY	L	14-27	N-19-78	NY	W	19-17	O-29-00	NY	L	7-24								
D-12-54	Phila	W	29-14	D-17-78	Phila	W	20-3	J-07-01	NY	L	10-20								
S-24-55	Phila	W	27-17	S-02-79	Phila	W	23-17	O-22-01	NY	W	10-9								
N-20-55	NY	L	7-31	S-23-79	NY	W	17-13	D-30-01	Phila	W	24-21								
O-28-56	NY	L	3-20	S-22-80	Phila	W	35-3												
D-15-56	Phila	L	7-21	O-12-80	NY	W	31-16												

Total Points: Eagles 2,407- Giants 2,610
Longest Eagles Winning Streak: 12 (1975-81) **Longest Eagles Losing Streak:** 9 (1938-42, 1997-2000)
At Veterans Stadium: (17-15-0) **At Giants Stadium:** (14-13-0)
Sweeps: Eagles (1947,48,49,60,64,66,71,74,76,77,78,79,80,88,89,91,92,95,96, 2001),
 Giants (1933,35,37,39,40,41,42,50,51,56,57,61,62,63,65,68,72,82,85,86,87,93,94,97,98,99, 2000)
 f - NFC First Round Playoff; d- NFC Divisional Playoff

New York Jets				Overall: 6-0-0				Home: 3-0-0				Away: 3-0-0				Playoffs: 0-0			
Date	Site	Result	Score	Date	Site	Result	Score	Date	Site	Result	Score	Date	Site	Result	Score	Date	Site	Result	Score
D-09-73	Phila	W	24-23	N-12-78	Phila	W	17-9	O-03-93	NY	W	35-30								
D-18-77	Phila	W	27-0	D-20-87	NY	W	38-27	D-14-96	NY	W	21-20								

Total Points: Eagles 162 - Jets 109
Longest Eagles Winning Streak: 6 (1973-96) **Longest Eagles Losing Streak:** 0
At Veterans Stadium: (3-0-0) **At Giants Stadium:** (3-0-0)



M E D I A G U I D E

Oakland Raiders				Overall: 4-5-0		Home: 3-2-0		Away: 1-3-0		Playoffs: 0-1	
Date	Site	Result	Score	Date	Site	Result	Score	Date	Site	Result	Score
O-17-71	Oak	L	10-34	J-25-81	s NO	L	10-27	N-08-92	Phila	W	31-10
N-21-76	Phila	L	7-26	N-30-86	LA	W (OT)	33-27	S-24-95	Oak	L	17-48
N-23-80	Phila	W	10-7	O-22-89	Phila	W	10-7	O-28-01	Phila	L	10-20

Total Points: Eagles 138 - Raiders 206
Longest Eagles Winning Streak: 3 (1986-92)
At Veterans Stadium: (3-2-0)
Longest Eagles Losing Streak: 2 (1971-76, 1995-2001 current)
At Network Associates Coliseum: (0-2-0)
Note: franchise in Oakland prior to 1982 and Los Angeles from 1982-95
 5 - Super Bowl XV

Pittsburgh Steelers				Overall: 46-26-3		Home: 25-8-2		Away: 21-18-1		Playoffs: 1-0	
Date	Site	Result	Score	Date	Site	Result	Score	Date	Site	Result	Score
N-19-33	Phila	W	25-6	D-21-47	d Pitt	W	21-0	N-06-60	Phila	W	34-7
S-26-34	Pitt	W	17-0	O-31-48	Pitt	W	34-7	D-11-60	Pitt	L	21-27
O-07-34	Phila	L	7-9	N-28-48	Phila	W	17-0	O-08-61	Phila	W	21-16
S-13-35	Phila	L	7-17	O-30-49	Pitt	W	38-7	D-03-61	Pitt	W	35-24
O-09-35	Pitt	W	17-6	N-27-49	Phila	W	34-17	O-06-62	Pitt	L	7-13
O-14-36	Pitt	L	0-17	O-22-50	Pitt	W	17-10	D-09-62	Phila	L	17-26
N-05-36	Johnstown, PA	L	0-6	N-05-50	Phila	L	7-9	S-15-63	Phila	T	21-21
S-05-37	Pitt	L	14-27	N-04-51	Pitt	W	34-13	D-01-63	Pitt	T	20-20
O-31-37	Pitt	L	7-16	N-25-51	Phila	L	13-17	O-04-64	Phila	W	21-7
S-16-38	Buffalo	W	27-7	S-28-52	Pitt	W	31-25	O-25-64	Pitt	W	34-10
N-20-38	Charleston, WV	W	14-7	O-12-52	Phila	W	26-21	O-24-65	Phila	L	14-20
N-23-39	Phila	W	17-14	O-10-53	Phila	W	23-17	D-12-65	Pitt	W	47-13
N-26-39	Pitt	L	12-24	N-01-53	Pitt	W	35-7	O-16-66	Pitt	W	31-14
N-10-40	Pitt	L	3-7	O-09-54	Phila	W	24-22	D-04-66	Phila	W	27-23
N-28-40	Phila	W	7-0	O-23-54	Pitt	L	7-17	O-01-67	Phila	W	34-24
S-21-41	Pitt	W	10-7	O-15-55	Pitt	L	7-13	O-27-68	Pitt	L	3-6
N-09-41	Phila	T	7-7	O-30-55	Phila	W	24-0	S-28-69	Phila	W	41-27
S-13-42	Pitt	W	24-14	O-14-56	Pitt	W	35-21	D-20-70	Phila	W	30-20
O-18-42	Phila	L	0-14	N-11-56	Phila	W	14-7	N-03-74	Pitt	L	0-27
N-04-45	Pitt	W	45-3	O-27-57	Pitt	L	0-6	S-30-79	Phila	W	17-14
N-18-45	Phila	W	30-6	D-01-57	Phila	W	7-6	N-13-88	Pitt	W	27-26
N-17-46	Pitt	L	7-10	O-12-58	Pitt	L	3-24	S-22-91	Phila	W	23-14
D-01-46	Phila	W	10-7	N-09-58	Phila	L	24-31	D-11-94	Pitt	L	3-14
O-19-47	Pitt	L	24-35	O-11-59	Phila	W	28-24	N-23-97	Phila	W	23-20
N-30-47	Phila	W	21-0	N-29-59	Pitt	L	0-31	N-12-00	Pitt	W (OT)	26-23

Total Points: Eagles 1,432 - Steelers 1,064
Longest Eagles Winning Streak: 7 (1947-50)
At Veterans Stadium: (3-0-0)
Sweeps: Eagles (1938,45,48,49,52,53,56,61,64,66), Pirates/Steelers (1936,37,58,62)
Note: Steelers known as Pirates prior to 1941
 d - Division Playoff

St. Louis Rams				Overall: 15-18-1		Home: 12-9-0		Away: 3-9-1		Playoffs: 1-2	
Date	Site	Result	Score	Date	Site	Result	Score	Date	Site	Result	Score
S-21-37	Phila	L	3-21	N-27-55	Phila	L	21-23	S-15-85	Phila	L	6-17
D-03-39	Col. Springs, CO	L	13-35	S-30-56	LA	L	7-27	S-28-86	Phila	W	34-20
S-22-40	Clev	L	13-21	S-27-57	LA	L	13-17	N-06-88	Phila	W	30-24
S-20-42	Akron	L	14-24	N-22-59	Phila	W	23-20	D-31-89	f Phila	L	7-21
D-10-44	Phila	W	26-13	N-08-64	LA	L	10-20	S-23-90	LA	W	27-21
O-28-45	Phila	W	28-14	N-12-67	LA	L	17-33	O-29-95	Phila	W	20-9
S-29-46	LA	W	25-14	N-16-69	Phila	L	17-23	D-03-98	Phila	W	17-14
O-26-47	Phila	W	14-7	O-15-72	Phila	L	3-34	J-02-00	Phila	W	38-31
O-03-48	LA	T	28-28	N-03-75	Phila	L	3-42	S-09-01	Phila	L (OT)	17-20
N-06-49	Phila	W	38-14	S-25-77	LA	L	0-20	J-06-02	c STL	L	24-29
D-18-49	c LA	W	14-0	S-03-78	Phila	L	14-16				
O-07-50	Phila	W	56-20	D-04-83	Phila	W	13-9				

Total Points: Eagles 633 - Rams 701
Longest Eagles Winning Streak: 4 (1944-47, 1990-2000)
At Veterans Stadium: (6-6-0)
Sweeps: Eagles (1949), Rams (2001)
Note: franchise in Cleveland prior to 1946 and Los Angeles from 1946-95
 c - NFL/NFC Championship; f - NFC First Round Playoff



M E D I A G U I D E

San Diego Chargers				Overall: 3-5-0	Home: 2-1-0	Away: 1-4-0	Playoffs: 0-0				
Date	Site	Result	Score	Date	Site	Result	Score	Date	Site	Result	Score
0-06-74	SD	W	13-7	0-26-86	Phila	W	23-7	0-18-98	SD	L	10-13
N-30-80	SD	L	21-22	N-05-89	SD	L	17-20	D-09-01	Phila	W	24-14
D-15-85	SD	L	14-20	S-17-95	Phila	L	21-27				
Total Points: Eagles 143 - Chargers 130 Longest Eagles Winning Streak: 1 At Veterans Stadium: (2-1-0)				Longest Eagles Losing Streak: 3 (1989-98) At Qualcomm Stadium: (1-4-0)							

San Francisco 49ers				Overall: 6-16-1	Home: 2-8-1	Away: 4-8-0	Playoffs: 0-1				
Date	Site	Result	Score	Date	Site	Result	Score	Date	Site	Result	Score
0-06-51	Phila	W	21-14	D-21-69	SF	L	13-14	0-27-91	Phila	L	7-23
S-27-53	SF	L	21-31	0-03-71	Phila	L	3-31	N-29-92	SF	L	14-20
N-25-56	Phila	T	10-10	D-02-73	SF	L	28-38	J-03-94	SF	W (OT)	37-34
0-19-58	Phila	L	24-30	N-30-75	Phila	W	27-17	0-02-94	SF	W	40-8
S-27-59	SF	L	14-24	S-03-83	SF	W	22-17	D-29-96	f SF	L	0-14
S-20-64	Phila	L	24-28	S-23-84	Phila	L	9-21	N-10-97	Phila	L	14-24
N-20-66	SF	W	35-34	N-03-85	SF	L	13-24	D-22-01	SF	L	3-13
0-15-67	Phila	L	27-28	S-24-89	Phila	L	28-38				
Total Points: Eagles 432 - 49ers 535 Longest Eagles Winning Streak: 2 (1975-83 & 1993-94) At Veterans Stadium: (1-5-0) f - NFC First Round Playoff				Longest Eagles Losing Streak: 5 (1984-92) At 3Com Park: (3-5-0)							

Seattle Seahawks				Overall: 5-3-0	Home: 2-1-0	Away: 3-2-0	Playoffs: 0-0				
Date	Site	Result	Score	Date	Site	Result	Score	Date	Site	Result	Score
D-12-76	Phila	W	27-10	S-10-89	Phila	W	31-7	S-06-98	Phila	L	0-38
N-02-80	Sea	W	27-20	D-13-92	Sea	W (OT)	20-17	S-23-01	Sea	W	27-3
N-23-86	Sea	L	20-24	D-03-95	Sea	L	14-26				
Total Points: Eagles 166 - Seahawks 145 Longest Eagles Winning Streak: 2 (1976-80 & 1989-92) At Veterans Stadium: (2-1-0)				Longest Eagles Losing Streak: 2 (1995-98) At Seahawks Stadium: (1-0-0)							

Tampa Bay Buccaneers				Overall: 6-4-0	Home: 4-2-0	Away: 2-2-0	Playoffs: 2-1				
Date	Site	Result	Score	Date	Site	Result	Score	Date	Site	Result	Score
S-18-77	Phila	W	13-3	0-06-91	TB	L	13-14	J-06-02	TB	W	17-13
D-29-79	d TB	L	17-24	S-03-95	Phila	L	6-21	J-12-02	f Phila	W	31-9
0-25-81	Phila	W	20-10	S-19-99	Phila	L	5-19				
S-04-88	TB	W	41-14	D-31-00	f Phila	W	21-3				
Total Points: Eagles 184 - Buccaneers 130 Longest Eagles Winning Streak: 3 (2000-01 current) At Veterans Stadium: (4-2-0) d - NFC Divisional Playoff; f - NFC First Round Playoff				Longest Eagles Losing Streak: 3 (1991-99) At Raymond James Stadium: (1-0-0)							

EAGLES ON FOREIGN SOIL

During their history, the Eagles have played four preseason games outside of the United States, compiling a 1-3 record along the way. The Eagles three most recent ventures abroad were as participants in the NFL's American Bowl series, a series that has included games in London, Berlin, and Tokyo. In 1989, Philadelphia opened its preseason with a victory over Cleveland in the fourth annual American Bowl in London, England. The Birds returned to London's Wembley Stadium two years later for the sixth American Bowl in Great Britain and fell to the defending AFC Champion Buffalo Bills in the preseason opener for both clubs. The results of the Eagles games on foreign soil are as follows:

- August 5, 1978 vs. New OrleansL7-14 . .Mexico City (Estadio Olimpico)
- August 6, 1989 vs. ClevelandW . . .17-13 . .London, England (Wembley Stadium)
- July 28, 1991 vs. BuffaloL . . .13-17 . .London, England (Wembley Stadium)
- August 1, 1993 vs. New OrleansL . . .28-16 . .Tokyo, Japan (Tokyo Dome)



M E D I A G U I D E

Tennessee Titans				Overall: 6-1-0				Home: 3-1-0				Away: 3-0-0				Playoffs: 0-0			
Date	Site	Result	Score	Date	Site	Result	Score	Date	Site	Result	Score	Date	Site	Result	Score				
N-12-72	Hou	W	18-17	O-02-88	Phila	W	32-23	D-03-00	Phila	L	13-15								
D-16-79	Hou	W	26-20	D-02-91	Hou	W	13-6												
D-19-82	Phila	W	35-14	O-24-94	Phila	W	21-6												

Total Points: Eagles 158 - Titans 101
Longest Eagles Winning Streak: 6 (1972-94)
At Veterans Stadium: (3-1-0) **Longest Eagles Losing Streak:** 1
At The Coliseum: (0-0-0)
Note: franchise in Houston prior to 1997 and known as the Oilers prior to 1999

Washington Redskins				Overall: 56-73-5				Home: 30-35-2				Away: 26-38-3				Playoffs: 0-1			
Date	Site	Result	Score	Date	Site	Result	Score	Date	Site	Result	Score	Date	Site	Result	Score				
O-21-34	Bos	L	0-6	S-28-58	Phila	L	14-24	N-16-80	Wash	W	24-0								
N-18-34	Phila	L	7-14	D-14-58	Wash	L	0-20	S-27-81	Phila	W	36-13								
N-03-35	Bos	W	7-6	N-01-59	Phila	W	30-23	D-06-81	Wash	L	13-15								
S-20-36	Phila	L	3-26	D-06-59	Wash	W	34-14	S-12-82	Phila	L (OT)	34-37								
O-18-36	Bos	L	7-17	N-13-60	Phila	W	19-13	N-28-82	Wash	L	9-13								
O-10-37	Wash	W	14-0	D-18-60	Wash	W	38-28	S-11-83	Phila	L	13-23								
O-24-37	Phila	L	7-10	S-24-61	Phila	W	14-7	N-27-83	Wash	L	24-28								
S-11-38	Phila	L	23-26	O-29-61	Wash	W	27-24	S-30-84	Wash	L	0-20								
O-23-38	Wash	L	14-20	O-21-62	Phila	L	21-27	N-18-84	Phila	W	16-10								
S-17-39	Phila	L	0-7	D-02-62	Wash	W	37-14	S-22-85	Wash	W	19-6								
N-05-39	Wash	L	6-7	O-13-63	Wash	W	37-24	D-08-85	Phila	L	12-17								
O-20-40	Phila	L	17-34	N-24-63	Phila	L	10-13	S-07-86	Wash	L	14-41								
D-01-40	Wash	L	6-13	O-11-64	Wash	L	20-35	D-21-86	Phila	L	14-21								
O-19-41	Phila	L	17-21	N-01-64	Phila	L	10-21	S-13-87	Wash	L	24-34								
D-07-41	Wash	L	14-20	O-31-65	Wash	L	21-23	N-08-87	Phila	W	31-27								
O-04-42	Phila	L	10-14	N-14-65	Phila	W	21-14	S-19-88	Wash	L	10-17								
N-01-42	Wash	L	27-30	O-30-66	Phila	L	13-27	D-04-88	Phila	L	19-20								
O-08-44	Phila	T	31-31	D-18-66	Wash	W	37-28	S-17-89	Wash	W	42-37								
N-19-44	Wash	W	37-7	S-17-67	Phila	W	35-24	N-12-89	Phila	L	3-10								
O-21-45	Wash	L	14-24	D-03-67	Wash	T	35-35	O-21-90	Wash	L	7-13								
N-24-45	Phila	W	16-0	O-06-68	Wash	L	14-17	N-12-90	Phila	W	28-14								
O-27-46	Wash	W	28-24	N-10-68	Phila	L	10-16	J-05-91	Phila	L	6-20								
N-24-46	Phila	L	10-27	N-09-69	Wash	T	28-28	S-30-91	Wash	L	0-23								
S-28-47	Phila	W	45-42	D-07-69	Phila	L	29-34	D-22-91	Phila	W	24-22								
N-02-47	Wash	W	38-14	O-04-70	Phila	L	21-23	O-18-92	Wash	L	12-16								
O-17-48	Wash	W	45-0	D-13-70	Wash	L	6-34	D-20-92	Phila	W	17-13								
N-21-48	Phila	W	42-21	N-07-71	Wash	T	7-7	S-19-93	Phila	W	34-31								
O-23-49	Phila	W	49-14	N-28-71	Phila	L	13-20	N-28-93	Wash	W	17-14								
N-13-49	Wash	W	44-21	O-08-72	Wash	L	0-14	O-09-94	Phila	W	21-17								
O-29-50	Phila	W	35-3	D-03-72	Phila	L	7-23	O-30-94	Wash	W	31-29								
N-12-50	Wash	W	33-0	S-30-73	Phila	L	7-28	O-08-95	Phila	W (OT)	37-34								
O-28-51	Phila	L	23-27	D-16-73	Wash	L	20-38	N-26-95	Wash	W	14-7								
D-02-51	Wash	W	35-21	N-10-74	Phila	L	20-27	S-01-96	Wash	W	17-14								
N-09-52	Phila	W	38-20	N-24-74	Wash	L	7-26	N-17-96	Phila	L	21-26								
D-14-52	Wash	L	21-27	O-05-75	Phila	W	26-10	O-05-97	Phila	W	24-10								
O-02-53	Phila	T	21-21	D-21-75	Wash	W	26-3	D-21-97	Wash	L	32-35								
D-06-53	Wash	L	0-10	S-27-76	Phila	L (OT)	17-20	O-11-98	Phila	W	17-12								
O-17-54	Wash	W	49-21	N-28-76	Wash	L	0-24	N-15-98	Wash	L	3-28								
N-28-54	Phila	W	41-33	O-30-77	Wash	L	17-23	N-14-99	Phila	W	35-28								
O-01-55	Phila	L	30-31	N-13-77	Phila	L	14-17	N-28-99	Wash	L (OT)	17-20								
N-06-55	Wash	L	21-34	S-10-78	Wash	L	30-35	O-08-00	Phila	L	14-17								
O-06-56	Phila	W	13-9	O-15-78	Phila	W	17-10	N-26-00	Wash	W	23-20								
D-09-56	Wash	L	17-19	O-07-79	Phila	W	28-17	N-25-01	Phila	L	3-13								
N-24-57	Phila	W	21-12	O-21-79	Wash	L	7-17	D-16-01	Wash	W	20-6								
D-08-57	Wash	L	7-42	O-05-80	Phila	W	24-14												

Total Points: Eagles 2,682 - Redskins 2,660
Longest Eagles Winning Streak: 8 (1947-50 & 1992-96)
At Veterans Stadium: (16-16-0) **Longest Eagles Losing Streak:** 11 (1937-42)
At FedEx Field: (2-3-0)
Sweeps: Eagles (1947,48,49,50,54,59,60,61,75,80,93,94,95),
 Redskins (1934,36,38,39,40,41,42,55,58,64,68,70,72,73,74,76,77,82,83,86,88)
Note: franchise in Boston prior to 1937
 f - NFC First Round Playoff



SERIES RECORDS VS. OTHER NFL TEAMS

Opponent	W	L	T
Arizona Cardinals (a)	52	53	5
Atlanta Falcons	10	10	1
Baltimore Ravens	0	0	1
Boston Yanks	7	2	0
Brooklyn Dodgers	5	14	1
Buffalo Bills	4	5	0
Carolina Panthers	1	1	0
Chicago Bears	8	25	1
Cincinnati Bengals	3	6	0
Cincinnati Reds	3	0	0
Cleveland Browns	13	31	1
Dallas Cowboys	35	50	0
Dallas Texans	1	0	0
Denver Broncos	6	3	0
Detroit Lions (b)	12	12	2
Green Bay Packers	10	22	0
Indianapolis Colts (c)	7	8	0
Jacksonville Jaguars	0	1	0
Kansas City Chiefs	2	2	0
Miami Dolphins	3	7	0
Minnesota Vikings	8	11	0
New England Patriots	6	2	0
New Orleans Saints	14	8	0
New York Bulldogs	2	0	0
New York Giants	60	74	2
New York Jets	6	0	0
Oakland Raiders (d)	4	5	0
Pittsburgh Steelers	46	26	3
St. Louis Rams (e)	15	18	1
San Diego Chargers	3	5	0
San Francisco 49ers	6	16	1
Seattle Seahawks	5	3	0
Tampa Bay Buccaneers	6	4	0
Tennessee Titans (f)	6	1	0
Washington Redskins (g)	56	73	5

Note: Records include postseason games

Note: Records do not include games from the 1943 season when Philadelphia and Pittsburgh merged to play as the Steagles

- (a) Franchise in Chicago prior to 1960 and in St. Louis from 1960-1987; changed their name from Phoenix to Arizona in 1994
- (b) Franchise in Portsmouth prior to 1934 and known as the Spartans
- (c) Franchise in Baltimore prior to 1984
- (d) Franchise in Los Angeles from 1982 to 1994
- (e) Franchise in Cleveland prior to 1946 and in Los Angeles prior to 1995
- (f) Franchise in Houston prior to 1997 and known as the Oilers prior to 1999
- (g) Franchise in Boston prior to 1937

FATHER-SON COMBOS

One part of the following NFL father-son combinations have played with the Eagles:

BRADLEY

Harold, G (1928 Cardinals)
Harold, Jr., G (1954-56 Browns, 1958 Eagles)

CASSADY

Howard, RB-WR (1956-61 & 1963 Lions, 1962 Browns, 1962 Eagles)
Craig, DB (1977 Saints)

CRONIN

Bill, RB-WR (1927-29 Providence Steam Roller)
Bill, TE (1965 Eagles, 1966 Dolphins)

DUNSTAN

Elwyn, T (1938-39 Cardinals, 1939-41 Rams)
Bill, DT (1973-76 Eagles, 1977 Bills, 1979 Rams)

HARVEY

Richard, DB (1970 Eagles, 1971 Saints)
Richard, LB (1990-91 Patriots, 1992-93 Bills, 1994 Broncos, 1995-98 Saints, 1999 Raiders)

HUDSON

Dick, G-T (1962 Chargers, 1963-67 Bills)
John, C-G (1991-95 Eagles, 1996-99 Jets)

KEMP

Jack, QB (1957 Steelers, 1960-62 Chargers, 1962-69 Bills)
Jelf, QB (1981-85 Rams, 1986 49ers, 1987-91 Seahawks, 1991 Eagles)

KOWALKOWSKI

Bob, G (1966-76 Lions, 1977 Packers)
Scott, LB (1991-92 Eagles, 1994-present Lions)

LAZETICH

Bill, RB-DB (1939, 1942 Rams)
Pete, DE-DT-LB (1972-74 Chargers, 1976-77 Eagles)

LOONEY

Don, WR-DB (1940 Eagles, 1941-42 Steelers)
Joe Don, RB (1964 Colts, 1965-66 Lions, 1966-67 Redskins, 1969 Saints)

MAC AFE

Ken, WR (1954-58 Giants, 1959 Eagles, 1959 Redskins)
Ken, TE (1978-79 49ers)

MACKAY

Dee, TE (1960 49ers, 1961-62 Colts, 1963-66 Jets)
Kyle, QB (1984 Cardinals, 1986 Eagles, 1987 Dolphins, 1989 Jets)

MC ALISTER

James, RB (1975-76 Eagles, 1978 Patriots)
Chris, CB (1999-present Ravens)

MC MILLAN

Ernie, T (1961-74 Cardinals, 1975 Packers)
Erik, S (1988-92 Jets, 1993 Eagles, 1993 Browns, 1993 Chiefs)

SMITH

Steve, T (1966 Steelers, 1966-67 49ers, 1968-70 Vikings, 1971-74 Eagles)
Brady, DE (1996-99 Saints, 2000-present Falcons)

WYATT

Alvin, CB (1970 Raiders, 1971-72 Bills, 1973 Oilers)
Antwan, WR (1997 Eagles)



PLAYOFF RESULTS



The Eagles have compiled a 12-13 record in postseason games, including victories in the NFL Championship Games of 1948, 1949, and 1960. The Birds have scored 478 points in those games and allowed 449.

Date	Playoff	Opponent	Result	Site	Attendance
Sun., Dec. 21, 1947	NFL Divisional	Pittsburgh Steelers	W 21-0	Pittsburgh	35,729
Sun., Dec. 28, 1947	NFL Championship	Chicago Cardinals	L 21-28	Chicago	30,759
Sun., Dec. 19, 1948	NFL Championship	Chicago Cardinals	W 7-0	Philadelphia	36,309
Sun., Dec. 18, 1949	NFL Championship	Los Angeles Rams	W 14-0	Los Angeles	27,980
Mon., Dec. 26, 1960	NFL Championship	Green Bay Packers	W 17-13	Philadelphia	67,325
Sun., Dec. 24, 1978	NFC Wild Card	Atlanta Falcons	L 13-14	Atlanta	49,447
Sun., Dec. 23, 1979	NFC Wild Card	Chicago Bears	W 27-17	Philadelphia	69,397
Sat., Dec. 29, 1979	NFC Divisional	Tampa Bay Buccaneers	L 17-24	Tampa Bay	71,402
Sat., Jan. 3, 1981	NFC Divisional	Minnesota Vikings	W 31-16	Philadelphia	68,434
Sun., Jan. 11, 1981	NFC Championship	Dallas Cowboys	W 20-7	Philadelphia	70,696
Sun., Jan. 25, 1981	Super Bowl	Oakland Raiders	L 10-27	New Orleans	75,500
Sun., Dec. 27, 1981	NFC Wild Card	New York Giants	L 21-27	Philadelphia	71,611
Sat., Dec. 31, 1988	NFC Divisional	Chicago Bears	L 12-20	Chicago	65,534
Sun., Dec. 31, 1989	NFC Wild Card	Los Angeles Rams	L 7-21	Philadelphia	57,869
Sun., Jan. 5, 1991	NFC Wild Card	Washington Redskins	L 6-20	Philadelphia	65,287
Sun., Jan. 3, 1993	NFC Wild Card	New Orleans Saints	W 16-20	New Orleans	68,893
Sun., Jan. 10, 1993	NFC Divisional	Dallas Cowboys	L 10-34	Dallas	63,721
Sat., Dec. 30, 1995	NFC Wild Card	Detroit Lions	W 58-37	Philadelphia	66,099
Sun., Jan. 7, 1996	NFC Divisional	Dallas Cowboys	L 11-30	Dallas	64,371
Sun., Dec. 29, 1996	NFC Wild Card	San Francisco 49ers	L 0-14	San Francisco	56,460
Sun., Dec. 31, 2000	NFC Wild Card	Tampa Bay Buccaneers	W 21-3	Philadelphia	65,813
Sun., Jan. 7, 2001	NFC Divisional	New York Giants	L 10-20	New York	78,765
Sat., Jan. 12, 2002	NFC Wild Card	Tampa Bay Buccaneers	W 31-9	Philadelphia	65,847
Sat., Jan. 19, 2002	NFC Divisional	Chicago Bears	W 33-19	Chicago	66,944
Sun., Jan. 27, 2002	NFC Championship	St. Louis Rams	L 24-29	St. Louis	66,502

PLAYOFF INDIVIDUAL RECORDS

SCORING

Most Points, Career

- 36 Harold Carmichael (7 games)
- 36 Tony Franklin (6 games)
- 36 Wilbert Montgomery (7 games)
- 35 David Akers (5 games)

Most Points, Game

- 16 Gary Anderson (12/30/95 vs. Lions) NFC-WC
- 15 David Akers (1/19/02 at Bears) NFC-D
- 12 (6 times) last by Ricky Watters (12/30/95 vs. Lions) NFC-WC

Most Touchdowns, Career

- 6 Harold Carmichael (7 games)
- 6 Wilbert Montgomery (7 games)
- 3 Duce Staley (3 games)
- 3 Donovan McNabb (5 games)
- 3 Steve Van Buren (4 games)
- 3 Fred Barnett (5 games)

Most Touchdowns, Game

- 2 Ricky Watters (12/30/95 vs. Lions) NFC-WC
- 2 Fred Barnett (1/3/93 at Saints) NFC-WC
- 2 Wilbert Montgomery (1/3/81 vs. Vikings) NFC-D
- 2 Wilbert Montgomery (12/27/81 vs. Giants) NFC-WC
- 2 Harold Carmichael (12/23/79 vs. Bears) NFC-WC

Most Points After Touchdown, Career

- 15 Tony Franklin (6 games)
- 14 David Akers (5 games)
- 9 Cliff Patton (4 games)
- 7 Gary Anderson (3 games)
- 6 Roger Ruzek (4 games)

Most Points After Touchdown, Game

- 7 Gary Anderson (12/30/95 vs. Lions) NFC-WC
- 4 David Akers (1/12/02 vs. Bucs) NFC-WC
- 4 Roger Ruzek (1/3/93 at Saints) NFC-WC
- 4 Tony Franklin (1/3/81 vs. Vikings) NFC-D

Most Field Goals, Career

- 7 David Akers (5 games)
- 7 Tony Franklin (6 games)
- 5 Roger Ruzek (4 games)
- 4 Luis Zendejas (1 game)
- 4 Gary Anderson (3 games)

Most Field Goals, Game

- 4 David Akers (1/19/02 at Bears) NFC-D
- 4 Luis Zendejas (12/31/88 at Bears) NFC-D
- 3 Gary Anderson (12/30/95 vs. Lions) NFC-WC
- 2 Roger Ruzek (2 times) and Tony Franklin (2 times), last by Ruzek (1/3/93 at Saints) NFC-WC

Longest Field Goals

- 46 David Akers (1/27/02 at Rams) NFC-CG
- 46 David Akers (1/19/02 at Bears) NFC-D
- 42 Luis Zendejas (12/31/88 at Bears) NFC-D
- 42 Tony Franklin (12/29/79 at Buccaneers) NFC-D
- 40 Roger Ruzek (1/3/93 at Saints) NFC-WC
- 40 David Akers (1/19/02 at Bears) NFC-D

NFC-WC: NFC Wild Card Game
 NFC-D: NFC Divisional Playoff Game
 NFL-D: NFL Divisional Playoff Game
 NFL-CG: NFL Championship Game
 NFC-CG: NFC Championship Game
 SB: Super Bowl



RUSHING

Most Attempts, Career

- 141 Wilbert Montgomery (7 games)
- 93 Steve Van Buren (4 games)
- 53 Heath Sherman (4 games)

Most Attempts, Game

- 31 Steve Van Buren (12/18/49 vs. LA Rams) NFL-CG
- 26 Wilbert Montgomery (1/11/81 vs. Cowboys) NFC-CG
- 26 Wilbert Montgomery (12/23/79 vs. Bears) NFC-D
- 26 Steve Van Buren (12/19/48 vs. Chicago Cardinals) NFL-CG

Longest Run From Scrimmage

- 55 Wilbert Montgomery (1/11/81 vs. Cowboys) NFC-CG
- 49 Steve Van Buren (12/18/49 vs. LA Rams) NFL-CG
- 42 Wilbert Montgomery (1/11/81 vs. Cowboys) NFC-CG

Most Yards Gained, Career

- 518 Wilbert Montgomery (7 games)
- 365 Steve Van Buren (4 games)
- 214 Heath Sherman (4 games)
- 206 Randall Cunningham (7 games)
- 169 Donovan McNabb (5 games)

Most Yards Gained, Game

- 196 Steve Van Buren (12/18/49 vs. LA Rams) NFL-CG
- 194 Wilbert Montgomery (1/11/81 vs. Cowboys) NFC-CG
- 105 Heath Sherman (1/3/93 at Saints) NFC-WC

Most Touchdowns Rushing, Career

- 6 Wilbert Montgomery (7 games)
- 3 Donovan McNabb (5 games)
- 3 Steve Van Buren (4 games)

Most Touchdowns, Game

- 2 Wilbert Montgomery (12/27/81 vs. Giants) NFC WC
- 2 Wilbert Montgomery (1/3/81 vs. Vikings) NFC-D

PASSING

Most Passes Attempted, Career

- 225 Ron Jaworski (7 games)
- 214 Randall Cunningham (7 games)
- 169 Donovan McNabb (5 games)
- 82 Tommy Thompson (4 games)

Most Passes Attempted, Game

- 54 Randall Cunningham (12/31/88 at Bears) NFC-D
- 44 Tommy Thompson (12/28/47 vs. Chicago Cardinals) NFL-CG
- 41 Donovan McNabb (1/7/01 at Giants) NFC-D
- 40 Donovan McNabb (1/19/02 at Bears) NFC-D
- 40 Randall Cunningham (12/31/89 vs. LA Rams) NFC-WC

Most Passes Completed, Career

- 113 Randall Cunningham (7 games)
- 104 Donovan McNabb (5 games)
- 103 Ron Jaworski (7 games)

Most Passes Completed, Game

- 27 Randall Cunningham (12/31/88 at Bears) NFC-D
- 27 Tommy Thompson (12/28/47 vs. Chicago Cardinals) NFL-CG
- 26 Donovan McNabb (1/19/02 at Bears) NFC-D

Most Yards Gained, Career

- 1,390 Randall Cunningham (7 games)
- 1,319 Ron Jaworski (7 games)
- 969 Donovan McNabb (5 games)
- 503 Tommy Thompson (4 games)

Most Yards Gained, Game

- 407 Randall Cunningham (12/31/88 at Bears) NFC-D
- 297 Tommy Thompson (12/28/47 vs. Chicago Cardinals) NFL-CG
- 291 Ron Jaworski (1/25/81 vs. Raiders) SB XV

Most Touchdown Passes, Career

- 9 Ron Jaworski (7 games)
- 8 Donovan McNabb (5 games)
- 4 Tommy Thompson (4 games)
- 3 Rodney Peete (2 games)
- 3 Randall Cunningham (7 games)

Most Touchdown Passes, Game

- 3 Rodney Peete (12/30/95 vs. Lions) NFC-WC
- 3 Ron Jaworski (12/23/79 vs. Bears) NFC-WC
- 2 (six times) last by Donovan McNabb (1/19/02 at Bears) NFC-D

Longest Pass Play

- 66 Randall Cunningham to Keith Jackson (1/5/91 vs. Redskins) NFC-WC
- 65 Randall Cunningham to Keith Jackson (12/31/88 at Bears) NFC-D
- 63† Ron Jaworski to Billy Campfield (1/23/79 vs. Bears) NFC-WC

RECEIVING

Most Receptions, Career

- 29 Keith Byars (5 games)
- 29 Harold Carmichael (7 games)
- 19 Wilbert Montgomery (7 games)
- 18 Chad Lewis (5 games)
- 18 Fred Barnett (5 games)
- 17 Duce Staley (3 games)
- 17 Calvin Williams (6 games)

Most Receptions, Game

- 9 Keith Byars (12/31/89 vs. LA Rams) NFC-WC and (12/31/88 at Bears) NFC-D
- 8 Duce Staley (1/27/02 at Rams) NFC-CG
- 8 Fred Barnett (12/30/95 vs. Lions) NFC-WC
- 8 Jack Ferrante (12/28/47 vs. Chicago Cardinals) NFL-CG
- 7 Duce Staley (1/19/02 at Bears) NFC-D
- 7 Keith Jackson (12/31/88 at Bears) NFC-D
- 7 Harold Carmichael (1/3/81 vs. Vikings) NFC-D
- 7 Charlie Smith (12/24/78 vs. Vikings) NFC-D

Most Yards Gained, Career

- 465 Harold Carmichael (7 games)
- 305 Keith Jackson (3 games)
- 283 Fred Barnett (5 games)
- 257 Keith Byars (5 games)
- 243 Charlie Smith (7 games)
- 200 Calvin Williams (6 games)
- 196 Chad Lewis (5 games)

Most Yards Gained, Game

- 142 Keith Jackson (12/31/88 at Bears) NFC-D
- 116 Keith Jackson (1/5/91 vs. Redskins) NFC-WC
- 111 Harold Carmichael (1/3/81 vs. Vikings) NFC-D

Most Touchdowns, Career

- 6 Harold Carmichael (7 games)

Most Touchdowns, Game

- 2 Fred Barnett (1/3/93 at Saints) NFC-WC
- 2 Harold Carmichael (12/23/79 vs. Bears) NFC-WC

INTERCEPTIONS

Most Interceptions, Career

- 5 Herman Edwards (7 games)
- 3 Damon Moore (5 games), Eric Allen (5 games), Seth Joyner (5 games), Roynell Young (5 games)

Most Interceptions, Game

- 2 Damon Moore (1/12/02 vs. Buccaneers) NFC-WC
- 2 Eric Allen (1/3/93 at Saints) NFC-WC
- 2 Herman Edwards (1/3/81 vs. Vikings) NFC-D
- 2 Roynell Young (1/3/81 vs. Vikings) NFC-D

Longest Interception Return

- 59† Damon Moore (1/12/02 vs. Buccaneers) NFC-WC
- 37 Jerry Robinson (12/29/79 at Buccaneers) NFC-D

Most Yards Interception Return, Career

- 77 Damon Moore (5 games)
- 40 Herman Edwards (7 games)
- 37 Jerry Robinson (6 games)

Most Yards Interception Return, Game

- 59 Damon Moore (1/12/02 vs. Buccaneers) NFC-WC
- 37 Jerry Robinson (12/29/79 at Buccaneers) NFC-D



KICKOFF RETURNS

Most Kickoff Returns, Career

- 17 Brian Mitchell (5 games)
- 11 Billy Campfield (7 games)
- 8 Vai Sikaheima (2 games)
- 8 Wally Henry (7 games)

Most Kickoff Returns, Game

- 6 Brian Mitchell (1/27/02 at StL. Rams) NFC-CG
- 5 Brian Mitchell (1/7/01 at Giants) NFC-D
- 5 Vai Sikaheima (1/10/93 at Cowboys) NFC-D
- 5 Izel Jenkins (12/31/88 at Bears) NFC-D
- 5 Billy Campfield (1/25/81 vs. Raiders) SB XV

Most Yards, Career

- 388 Brian Mitchell (5 games)
- 201 Billy Campfield (7 games)
- 164 Wally Henry (7 games)

Most Yards, Game

- 128 Brian Mitchell (1/27/02 at StL. Rams) NFC-CG
- 125 Brian Mitchell (1/7/01 at Giants) NFC-D
- 101 Izel Jenkins (12/31/88 at Bears) NFC-D

Longest Kickoff Return

- 58 Ted Dean (12/26/60 vs. Packers) NFL-CG
- 41 Brian Mitchell (1/27/02 at StL. Rams) NFL-CG
- 35 Clyde Scott (12/18/49 vs. LA Rams) NFL-CG
- 34 Brian Mitchell (1/7/01 at Giants) NFC-D

PUNT RETURNS

Most Punt Returns, Career

- 13 John Sciarra (7 games)
- 10 Brian Mitchell (5 games)
- 10 Wally Henry (7 games)

Most Punt Returns, Game

- 6 John Sciarra (1/3/81 vs. Cowboys) NFC-CG
- 4 Rod Harris (1/5/91 vs. Redskins) NFC-WC
- 4 Wally Henry (12/29/79 vs. Buccaneers) NFC-D
- 4 Wally Henry (12/23/79 vs. Bears) NFC-WC
- 4 Bosh Pritchard (12/21/47 vs. Steelers) NFL-D

Most Yards on Punt Returns, Career

- 130 John Sciarra (7 games)
- 101 Wally Henry (7 games)
- 101 Bosh Pritchard (4 games)

Most Yards on Punt Returns, Game

- 101 Bosh Pritchard (12/21/47 vs. Steelers) NFL-D
- 69 John Sciarra (1/11/81 vs. Cowboys) NFC-CG
- 51 Wally Henry (12/23/79 vs. Bears) NFC-WC

Longest Punt Return

- 791 Bosh Pritchard (12/21/47 vs. Steelers) NFL-D
- 34 Wally Henry (12/23/79 vs. Bears) NFC-WC
- 21 Pat McHugh (12/19/48 vs. Chicago Cardinals) NFL-CG

PLAYOFF TEAM RECORDS



SCORING

Most Points, Game

- 58 vs. Lions (12/30/95) NFC-WC
- 36 at Saints (1/3/93) NFC-WC
- 33 at Bears (1/19/02) NFC-D

Most Points, Both Teams, Game

- *95 vs. Lions (12/30/95) NFC-WC; Eagles 58, Lions 37
- 56 at Saints (1/3/93) NFC-WC; Eagles 36, Saints 20
- 53 at StL. Rams (1/27/02) NFC-CG; Rams 29, Eagles 24
- 52 at Bears (1/19/02) NFC-D; Eagles 33, Bears 19

Fewest Points, Both Teams, Game

- 7 vs. Chicago Cardinals (12/19/48) NFL-CG; Eagles 7, Cardinals 0
- 14 at 49ers (12/29/96) NFC-WC; 49ers 14, Eagles 0
- 14 at LA Rams (12/18/49) NFL-CG; Eagles 14, Rams 0
- 21 at Steelers (12/21/47) NFL-D; Eagles 21, Steelers 0

Largest Margin of Victory, Game

- 22 vs. Buccaneers (1/12/02) NFC-WC; Eagles 31, Buccaneers 9
- 21 vs. Lions (12/30/95) NFC-WC; Eagles 58, Lions 37
- 21 at Steelers (12/21/47) NFL-D; Eagles 21, Steelers 0
- 18 vs. Buccaneers (12/31/00) NFC-WC; Eagles 21, Buccaneers 3

Most Points, Shutout Victory, Game

- 21 at Steelers (12/21/47) NFL-D
- 14 at LA Rams (12/18/49) NFL-CG
- 7 vs. Chicago Cardinals (12/19/48) NFL-CG

TOUCHDOWNS

Most Touchdowns, Game

- 7 vs. Detroit (12/30/95) NFC-WC
- 4 vs. Bucs (1/12/02) NFC-WC
- 4 at Saints (1/3/93) NFC-WC
- 4 vs. Vikings (1/3/81) NFC-D

Most Touchdowns, Both Teams, Game

- *12 vs. Lions (12/30/95) NFC-WC; Eagles 7, Lions 5
- 7 at Chicago Cardinals (12/28/47) NFL-CG; Cardinals 4, Eagles 3
- 7 vs. Giants (12/27/81) NFC-WC; Giants 4, Eagles 3

Fewest Touchdowns, Both Teams, Game

- 1 vs. Chicago Cardinals (12/19/48) NFL-CG; Eagles 1, Cardinals 0
- 2 at 49ers (12/29/96) NFC-WC; 49ers 2, Eagles 0
- 2 vs. Redskins (1/5/91) NFC-WC; Redskins 2, Eagles 0
- 2 at Bears (12/31/88) NFC-D; Bears 2, Eagles 0
- 2 at LA Rams (12/18/49) NFL-CG; Eagles 2, Rams 0

FIELD GOALS

Most Field Goals, Game

- 4 at Bears (1/19/02) NFC-D
- 4 at Bears (12/31/88) NFC-D
- 3 vs. Lions (12/30/95) NFC-WC

Most Field Goals, Both Teams, Game

- 6 at Bears (12/31/88) NFC-D; Eagles 4, Bears 2
- 5 at Bears (1/19/02) NFC-D; Eagles 4, Bears 1

Most Field Goals Attempted, Game

- 5 at Bears (12/31/88) NFC-D
- 4 vs. Lions (12/30/95) NFC-WC

Most FGs Attempted, Both Teams, Game

- #9 at Bears (12/31/88) NFC-D; Eagles 5, Bears 4
- 5 at StL. Rams (1/27/02) NFC-CG; Rams 4, Eagles 1
- 5 at Bears (1/19/02) NFC-D; Eagles 4, Bears 1
- 5 at Raiders (1/25/81) SB XV; Raiders 3, Eagles 2

FIRST DOWNS

Most First Downs, Game

- 24 vs. Vikings (1/3/81) NFL-D
- 22 vs. Lions (12/30/95) NFC-WC
- 22 at Bears (12/31/88) NFC-D
- 22 at Chicago Cardinals (12/28/47) NFL-CG

Fewest First Downs, Game

- 11 at Giants (1/7/01) NFC-D
- 12 at Cowboys (1/10/93) NFC-D
- 13 at Cowboys (1/7/96) NFC-D
- 13 vs. Packers (12/26/60) NFL-CG

Most First Downs, Both Teams, Game

- 48 vs. Lions (12/30/95) NFC-WC; Lions 26, Eagles 22
- 39 at Saints (1/3/93) NFC-WC; Saints 20, Eagles 19
- 38 at StL. Rams (1/27/02) NFC-CG; Rams 22, Eagles 16



Fewest First Downs, Both Teams, Game

- 24 at LA Rams (12/18/49) NFL-CG; Eagles 17, Rams 7
- 24 vs. Chicago Cardinals (12/19/48) NFL-CG; Eagles 17, Cardinals 7
- 24 at Steelers (12/21/47) NFL-D; Eagles 17, Steelers 7

Most First Downs, Rushing, Game

- 15 vs. Chicago Cardinals (12/19/48) NFL-CG
- 13 vs. Cowboys (1/11/81) NFC-CG
- 12 vs. Vikings (1/3/81) NFC-D
- 12 at LA Rams (12/18/49) NFL-CG

Fewest First Downs, Rushing, Game

- 1 at Bears (12/31/88) NFC-D
- 3 at Giants (1/7/01) NFC-D
- 3 at 49ers (12/29/96) NFC-WC
- 3 vs. Raiders (1/25/81) SB XV

Most First Downs, Passing, Game

- #21 at Bears (12/31/88) NFC-D
- 14 vs. Raiders (1/25/81) SB XV
- 13 at Bears (1/19/02) NFC-D
- 13 at 49ers (12/29/96) NFC-WC

Fewest First Downs, Passing, Game

- 0 vs. Chicago Cardinals (12/19/48) NFL-CG
- 4 at LA Rams (12/18/49) NFL-CG
- 5 vs. Cowboys (1/11/81) NFC-CG

NET YARDS GAINED RUSHING AND PASSING

Most Yards Gained, Game

- 452 vs. Lions (12/30/95) NFC-WC
- 430 at Bears (12/31/88) NFC-D
- 360 vs. Raiders (1/25/81) SB XV
- 357 at Chicago Cardinals (12/28/47) NFL-CG

Fewest Yards Gained, Game

- 178 at Cowboys (1/10/93) NFC-D
- 186 at Giants (1/7/01) NFC-D
- 217 at Falcons (12/24/78) NFC-WC
- 226 vs. Giants (12/27/81) NFC-WC

RUSHING

Most Attempts, Game

- 61 at LA Rams (12/18/49) NFL-CG
- 57 vs. Chicago Cardinals (12/19/48) NFL-CG
- 52 at Steelers (12/21/47) NFL-D

Fewest Attempts, Game

- 14 at Giants (1/7/01) NFC-D
- 16 at Bears (12/31/88) NFC-D
- 17 at Cowboys (1/10/93) NFC-D
- 18 at Buccaneers (12/29/79) NFC-D

Most Yards Gained, Game

- 274 at LA Rams (12/18/49) NFL-CG
- 263 vs. Cowboys (1/11/81) NFC-CG
- 225 vs. Chicago Cardinals (12/19/48) NFL-CG

Fewest Yards Gained, Game

- 46 at Giants (1/7/01) NFC-D
- 48 at Buccaneers (12/29/79) NFC-D
- 52 at Bears (12/31/88) NFC-D
- 53 at Falcons (12/24/78) NFC-WC
- 60 at Chicago Cardinals (12/28/47) NFL-CG

Most Touchdowns, Game

- 3 vs. Vikings (1/3/81) NFC-D
- 2 (5 times) last at StL. Rams (1/27/02) NFC-CG

PASSING

Most Attempts, Game

- 55 at Bears (12/31/88) NFC-D
- 44 at Chicago Cardinals (12/28/47) NFL-CG
- 41 at Giants (1/7/01) NFC-D

Fewest Attempts, Game

- 9 at LA Rams (12/18/49) NFL-CG
- 12 vs. Chicago Cardinals (12/19/48) NFL-CG
- 18 at Steelers (12/21/47) NFL-D

Most Completions, Game

- 27 at Bears (12/31/88) NFC-CG
- 27 at Chicago Cardinals (12/28/47) NFL-CG
- 26 at Bears (1/19/02) NFC-D

Fewest Completions, Game

- 2 vs. Chicago Cardinals (12/29/48) NFL-CG
- 5 at LA Rams (12/18/49) NFL-CG
- 9 vs. Cowboys (1/11/81) NFC-CG
- 9 vs. Packers (12/26/60) NFL-CG

Most Yards Gained, Game

- 378 at Bears (12/31/88) NFC-D
- 297 at Chicago Cardinals (12/28/47) NFL-CG
- 291 vs. Raiders (1/25/81) SB XV
- 263 vs. Lions (12/30/95) NFC-WC

Fewest Yards Gained, Game

- 7 vs. Chicago Cardinals (12/19/48) NFL-CG
- 68 at LA Rams (12/18/49) NFL-CG
- 77 vs. Cowboys (1/11/81) NFC-CG

Most Times Sacked, Game

- 6 at Giants (1/7/01) NFC-D
- 5 at Cowboys (1/7/96) NFC-D
- 5 at Cowboys (1/10/93) NFC-D
- 5 vs. Redskins (1/5/91) NFC-WC

Most Touchdowns, Game

- 3 vs. Lions (12/30/95) NFC-WC
- 3 vs. Bears (12/23/79) NFC-WC
- 2 (6 times) last at Bears (1/19/02) NFC-D

INTERCEPTIONS

Most Interceptions By, Game

- 6 vs. Lions (12/30/95) NFC-WC
- 5 vs. Vikings (1/3/81) NFC-D
- 4 vs. Buccaneers (1/12/02) NFC-WC
- 3 (3 times) last at Bears (1/19/02) NFC-D

PUNTING

Most Punts, Game

- 9 vs. LA Rams (12/31/89) NFC-WC
- 9 at Falcons (12/24/78) NFC-WC
- 8 (3 times) last at Giants (1/7/01) NFC-D

Fewest Punts, Game

- 3 vs. Raiders (1/25/81) SB XV
- 4 (7 times) last at StL. Rams (1/27/02) NFC-CG

Highest Average, Punting, Game

- 51.2 at Saints (1/3/93) NFC-WC
- 44.3 at Buccaneers (12/29/79) NFC-D
- 42.8 vs. Lions (12/30/95) NFC-WC

Lowest Average, Punting, Game

- 32.5 at Bears (12/31/88) NFC-D
- 33.7 at Falcons (12/24/78) NFC-WC
- 33.8 vs. Vikings (1/3/81) NFC-D

PENALTIES

Most Penalties, Game

- 8 vs. Lions (12/30/95) NFC-WC
- 8 at Buccaneers (12/29/79) NFC-D
- 7 vs. Buccaneers (1/12/02) NFC-WC
- 7 at Bears (12/31/88) NFC-D
- 7 at Steelers (12/21/47) NFL-D

Fewest Penalties, Game

- #0 vs. Packers (12/26/60) NFL-CG
- 2 at StL. Rams (1/27/02) NFC-CG
- 2 vs. Buccaneers (12/31/00) NFC-WC
- 3 at 49ers (12/29/96) NFC-WC
- 3 at Cowboys (1/7/96) NFC-D
- 3 vs. Chicago Cardinals (12/19/48) NFL-CG



Most Yards Penalized, Game

- 80 vs. Lions (12/30/95) NFC-WC
- 76 at Cowboys (1/10/93) NFC-D
- 62 at Buccaneers (12/29/79) NFC-D

Fewest Yards Penalized, Game

- # 0 vs. Packers (12/26/60) NFL-CG
- 15 at StL. Rams (1/27/02) NFC-CG
- 17 vs. Chicago Cardinals (12/28/47) NFL-CG

FUMBLES

Most Fumbles, Game

- 6 vs. LA Rams (12/31/89) NFC-WC
- 5 vs. Giants (12/27/81) NFC-WC
- 4 (4 times) last at Cowboys (1/10/93) NFC-D

Most Fumbles Lost, Game

- 2 (9 times) last at Giants (1/7/01) NFC-D

Most Fumbles Committed by Opponent, Game

- 5 vs. Cowboys (1/11/81) NFC-CG
- 3 (5 times) last vs. Buccaneers (12/31/00) NFC-WC

Most Fumbles Lost by Opponent

- 3 vs. Buccaneers (12/31/00) NFC-WC
- 3 vs. Cowboys (1/11/81) NFC-CG
- 3 vs. Vikings (1/3/81) NFC-D
- 3 at Falcons (12/24/78) NFC-WC

TURNOVERS

Most Turnovers, Game

- 4 vs. Raiders (1/25/81) SB XV
- 3 (10 times) last at Giants (1/7/01) NFC-D

Fewest Turnovers, Game

- 1 (7 times) last at Bears (1/19/02) NFC-D

NFC-WC: NFC Wild Card Game
 NFC-D: NFC Divisional Playoff Game
 NFL-D: NFL Divisional Playoff Game
 NFL-CG: NFL Championship Game
 NFC-CG: NFC Championship Game
 SB: Super Bowl
 * denotes NFL playoff record
 # denotes ties NFL playoff record

CHAMPIONSHIP GAME REVIEW



1947 NFL CHAMPIONSHIP GAME

CHICAGO 28, EAGLES 21

DECEMBER 28, 1947 AT COMISKEY PARK

A frozen field in Comiskey Park did not prevent an offensive game as the Chicago Cardinals defeated the Philadelphia Eagles 28-21 in their first NFL championship playoff. The Cardinals' Elmer Angsman set a record by rushing for 159 yards in 10 carries, scoring twice on 70-yard runs. Philadelphia's Tommy Thompson set a record for pass completions (27-44-297-1TD) and returned a punt 75 yards for another TD. The Cardinals' Charlie Trippi also scored 2 TDs on a 44-yard run from scrimmage and a 75-yard punt return. Steve Van Buren, the NFL's leading ground gainer with 945 yards during the season, gained only 26 yards on 18 carries due to the slippery conditions.

The Cardinals, who had started the game wearing basketball shoes, had a 7-0 lead after Trippi's 44 yard TD run with 8:38 left in the first quarter. The Eagles themselves changed to sneakers after being penalized for illegal equipment, but trailed 14-0 before scoring on Thompson's pass to William (Pat) McHugh, who caught a 36-yard pass on Chicago's 17 and completed a 53-yard play.

Philadelphia never got closer than a touchdown as the Cardinals held leads of 21-7 and 28-14 in the second half. The Birds did lead 357-336 in total offense, partly because Paul Christman of the Cardinals completed only 3 of 14 passes for 54 yards as the Eagles' eight-man defensive line succeeded in pressuring Christman into hurried passes.

Philadelphia	0	7	7	7	- 21
Chicago	7	7	7	7	- 28

TEAM STATISTICS	Eagles	Cardinals
First Downs	22	11
Total Yardage	357	336
Net Rushing Yardage	60	282
Net Passing Yardage	297	54
Passes att-comp-had int.	44-27-3	14-3-2

1948 NFL CHAMPIONSHIP GAME

EAGLES 7, CHICAGO 0

DECEMBER 19, 1948 AT SHIBE PARK

After many years of waiting, the Philadelphia Eagles finally won the National Football League championship. Playing in a driving snowstorm at Shibe Park, Coach Greasy Neale's team triumphed over the champion Chicago Cardinals 7-0.

A protective tarpaulin was not removed from the playing field in Shibe Park until 30 minutes before the kickoff but snow blanketed the entire field by game time.

Of the 36,309 persons who bought tickets, a total of 28,864 braved the storm with the temperature below the freezing mark to watch the title game, which began a half hour later than scheduled because the snow made removal of the tarpaulin a difficult operation. The sidelines were marked by ropes tied to stakes and conditions were so adverse that commissioner Bert Bell decreed that while the 10-yard first-down chain would be used, there would be no measuring; referee Ron Gibbs would be the final judge of all first downs.

The Eagles started the game's only touchdown drive near the conclusion of the third quarter when the Cardinals' Elmer Angsman fumbled a handoff from Ray Malouf that Eagles' lineman, Frank (Bucko) Kilroy, recovered on the Cards' 17. Three plays into the fourth qtr, Steve Van Buren scored on a five-yard run and Cliff Patton kicked the PAT.

Van Buren had pounded out 98 yards in 26 carries. Bosh Pritchard rushed for 67 yards and Thompson ran mainly up the middle for 50 yards. The rugged weather conditions made it almost impossible to complete passes. Thompson was 2 out of 12 for 7 yards while Malouf threw 3 of 8 for 35 yards. Kicking was just as difficult; Patton attempted 3 field goals but made none while Pat Harder of Chicago bobbled his only attempt.

Philadelphia	0	0	0	7	- 7
Chicago	0	0	0	0	- 0

TEAM STATISTICS	Eagles	Cardinals
First Downs	16	6
Total Yardage	232	131
Net Rushing Yardage	225	96
Net Passing Yardage	7	35
Passes att-comp-had int.	12-2-2	11-3-1



1949 NFL CHAMPIONSHIP GAME
EAGLES 14, LOS ANGELES 0
DEC. 18, 1949 AT LA MEMORIAL COLISEUM

The Philadelphia Eagles, in the NFL title game for the third consecutive year, defeated the Los Angeles Rams 14-0 as halfback Steve Van Buren set records with 31 carries and 196 yards gained. Van Buren achieved the record after a storm, that began 24 hours before kickoff, dropped almost two inches of rain on the muddy Los Angeles Coliseum field. A crowd of more than 60,000, which would have set a playoff record, was expected before the storm but only 22,245 attended the game.

With all-pro Van Buren carrying the ball, the Eagles were able to control possession for 70 plays on 274 rushing yards. The Rams rushed for only 21 yards and did not advance the ball further than the Eagles' 26-yard line. The Birds scored their first TD in the second quarter on a 31-yard pass from quarterback Tommy Thompson to Pete Pihos.

The Eagles' other score came in the third quarter as defensive end Leo Skladany blocked Bob Waterfield's punt from the 5-yard line. The snap of the ball was high and Waterfield had no chance to get the kick away. Skladany picked up the bouncing ball on the 2-yard line and scored.

The victory marked the Eagles' second straight shutout in the NFL title game, climaxing the rise that began when Earle (Greasy) Neale was hired as coach in 1941.

Philadelphia	0	7	7	0	- 14
Los Angeles	0	0	0	0	- 0

TEAM STATISTICS	Eagles	Rams
First Downs	17	7
Total Yardage	342	119
Net Rushing Yardage	274	21
Net Passing Yardage	68	98
Passes att-comp-had int.	9-5-1	27-10-2

1960 NFL CHAMPIONSHIP GAME
EAGLES 17, GREEN BAY 13
DECEMBER 26, 1960 AT FRANKLIN FIELD

The Philadelphia Eagles overcame leads of 6-0 and 13-10 by the Green Bay Packers to score a 17-13 victory for their first NFL championship in 11 years. Bill Quinlan intercepted Norm Van Brocklin's pass on the first play of the game and Eagles' rookie Ted Dean fumbled on the Birds' second possession. Five plays later the Packers' Paul Hornung kicked a 20-yard field goal. Another Hornung field goal increased Green Bay's lead to 6-0 in the second quarter before Philadelphia got on the scoreboard with a two-play, 57-yard drive. Van Brocklin passed 22 yards to Tommy McDonald, then teamed with McDonald on a 35-yard TD pass.

A Bobby Walston field goal for Philadelphia made it 10-6 at the half, but Green Bay took a 13-10 lead in the first two minutes of the fourth quarter. Bart Starr's 7-yard pass to Max McGee marked the Packers' only touchdown. On the ensuing kickoff, Dean returned the ball 58 yards to the Packers' 39. Dean then completed the drive with a 5-yard TD run. Chuck Bednarik endured 58 minutes of the contest — playing center on offense and linebacker on defense.

Philadelphia	0	10	0	7	- 17
Green Bay	3	3	0	7	- 13

TEAM STATISTICS	Eagles	Packers
First Downs	13	22
Total Yardage	296	401
Net Rushing Yardage	99	223
Net Passing Yardage	197	178
Passes att-comp-had int.	20-9-0	35-21-0

1980 NFC CHAMPIONSHIP GAME
EAGLES 20, DALLAS 7
JANUARY 11, 1981 AT VETERANS STADIUM

With only two healthy wide receivers and a passing game that was hampered by frigid temperatures and blustery winds, the Eagles rode a tremendous defensive effort and Wilbert Montgomery's 194-yard rushing performance to the NFC title. The Birds never trailed after Montgomery's 42-yard scoring burst early in the first period, although Dallas managed a 7-7 tie at halftime after their only long drive of the day in the middle of the second period. The Eagles continued to dominate after intermission as fullback Leroy Harris (10 carries, 60 yards) complemented Montgomery's effort. Dallas managed only 202 yards of total offense and 11 first downs to the Eagles 340 yards and 19 first downs.

Philadelphia	7	0	10	3	- 20
Dallas	0	7	0	0	- 7

TEAM STATISTICS	Eagles	Cowboys
First Downs	19	11
Rushes-yards	40-263	22-86
Passing-yards	77	116
Return yards	114	108
Passes	9-29-2	12-32-1
Punts	4-34-2	7-33-7
Fumbles-Lost	4-0	5-3
Penalties-yards	5-45	5-40

SUPER BOWL XV
OAKLAND 27, EAGLES 10
JAN. 25, 1981 AT NEW ORLEANS SUPERDOME

The Eagles' first Super Bowl appearance was a disappointing one as they fell behind early and could never play the type of football that had made them champions of the National Football Conference. Behind quarterback Jim Plunkett, the game's MVP, the Raiders jumped out to a 14-0 lead in the first period. The first score, a two-yard pass from Plunkett to Cliff Branch, was set up by an Oakland interception and return to the Eagles' 30-yard line with less than two minutes elapsed in the opening period. Plunkett followed late in the period with an 80-yard scoring pass to running back Kenny King. The Eagles trailed by 14-3 at halftime and by 24-3 after three periods before Keith Kreple scored the only Philadelphia touchdown on an 8-yard pass reception from Ron Jaworski. A first period apparent touchdown toss of 40 yards from Jaworski to Rodney Parker was nullified by an illegal motion penalty against the Eagles. That score, if it had stood, would have made the score 7-7 at the time and might have gotten the Eagles untracked.

Philadelphia	0	3	0	7	- 10
Oakland	14	0	10	3	- 27

TEAM STATISTICS	Eagles	Raiders
First Downs	19	17
Rushes-yards	26-69	34-117
Passing-yards	291	260
Return yards	107	93
Passes	18-38-3	13-21-0
Punts	3-36-7	3-42-0
Fumbles-Lost	1-1	0-0
Penalties-yards	6-57	5-37



HONOR ROLL INDUCTEES



In 1987, the Philadelphia Eagles Honor Roll was created in order to pay tribute to outstanding members of the organization. Automatically included at the inception of the Honor Roll were the 11 members of the Hall of Fame who played all or part of their NFL careers with the Eagles.



CHUCK BEDNARIK

#60

Center/Linebacker
 Pennsylvania
 Years with Eagles: 1949-62

Pro Football Hall of Fame Inductee, 1967
 Eagles Honor Roll Inductee, 1987

As long as there is football in Philadelphia, the name Chuck Bednarik will long be remembered. "Concrete Charley" played in 253 of a possible 256 games with the Eagles during his illustrious 14-year career. Elected to the Pro Football Hall of Fame in 1967, he played in eight Pro Bowl games (an Eagles record) and was named the most valuable player of the 1954 Pro Bowl. Although the Eagles won the league championship in 1949, Bednarik's rookie year, his star shined brightest in 1960 when he played every minute at both center and linebacker during the Birds 1960 NFL Championship victory over Green Bay. In addition to his Hall of Fame status (he was inducted in 1967 with former Eagles coach Earle "Greasy" Neale as his presenter), Bednarik was named to the Eagles' "All-Time Team," and was cited by the nation's press as "Lineman of the Decade" for the 1950s. Born May 1, 1925, in Bethlehem, PA, Bednarik was an All-America selection at the University of Pennsylvania in 1948 before joining the Eagles as their first selection in the 1949 NFL draft.



DE BENNEVILLE "BERT" BELL

Owner
 Pennsylvania
 Years with Eagles: 1933-40

Pro Football Hall of Fame Inductee, 1963
 Eagles Honor Roll Inductee, 1987

The first owner of the Philadelphia Eagles, Bell proved to be a man of extraordinary vision. As owner of the Birds (1933-40), co-owner of the Pittsburgh Steelers (1941-46), and as NFL commissioner (1946-59), Bell was responsible for instituting the college draft and setting up visionary television policies, including the implementation of home-game blackouts. In 1933, he moved the Frankford Yellowjackets to Philadelphia and renamed them the Eagles, in honor of the symbol of President Franklin Roosevelt's National Recovery Act. In 1946, Bell moved the NFL office from Chicago to the Philadelphia suburb of Bala Cynwyd, PA where it remained until his death on October 11, 1959. Bell played and coached at the University of Pennsylvania where he led the Quakers to the Rose Bowl in 1916. A founder of the Maxwell Football Club, Bell was born February 25, 1895, in Philadelphia. He was elected to the Hall of Fame posthumously in 1963. A member of the inaugural H.O.F. class, Bell was represented by Steelers owner Art Rooney at the induction ceremony.

EAGLES RETIRED NUMBERS

15 - STEVE VAN BUREN
 40 - TOM BROOKSHIER
 44 - PETE RETZLAFF

60 - CHUCK BEDNARIK
 70 - AL WISTERT
 99 - JEROME BROWN





BILL BERGEY

#66

Middle Linebacker
 Arkansas State
 Years with Eagles: 1974-80

Eagles Honor Roll Inductee, 1988

The 6-foot-4, 245-pound product of Arkansas State regularly set the defensive tempo of a game with his intimidating, hard-hitting tackles and his explosive quickness. After coming to the Eagles in a 1974 trade with Cincinnati (in exchange for Philadelphia's first round picks in '77 & '78 as well as a second round pick in '78), Bergey recorded nearly 1,200 tackles in seven seasons as an Eagle. He was a key factor in the Birds' rise to the 1980 NFC Championship and a berth in Super Bowl XV. His play also earned him Eagles' MVP status three times and trips to the Pro Bowl on four occasions. Bergey was born February 9, 1945 in South Dakota, NY.



BILL BRADLEY

#28

Free Safety
 Texas
 Years with Eagles: 1969-76

Eagles Honor Roll Inductee, 1993

One of the most versatile players in Eagles' history, Bill Bradley played eight years (1969-76) with the Birds as a defensive back, punter, and kick returner. As of today, over 20 years after the end of his Eagles career, Bradley remains tied for the team's all-time lead in career interceptions (34) and still ranks first on the Birds' all-time interception yardage list (536). As an Eagle, Bradley earned three trips to the Pro Bowl (following the 1972-74 seasons) and became the first player in NFL history to lead the league in interceptions in consecutive seasons (1971 & 1972). It was in that 1971 campaign that Bradley set an Eagles' single-season record for most INTs and most INT return yards (11-248). Originally the Birds' third round draft choice out of the University of Texas in 1969, Bradley also handled the majority of the Birds' punting duties for six of his eight years with the club, averaging 39.0 yards per punt.



TOM BROOKSHIER

#40

Defensive Back
 Colorado
 Years with Eagles: 1953, 1956-61

Eagles Honor Roll Inductee, 1989

An inspirational player who could turn a game around with one big play, Tom Brookshier spent seven seasons with the Eagles and collected 20 interceptions along the way. Originally a tenth-round pick from the University of Colorado, Brookshier made an immediate impact with 8 interceptions in his rookie season of 1953. Then, after a two-year stint in the Air Force, the defensive back returned to the Eagles and twice earned all-pro honors - first in 1959, and again in 1960 as a member of Philadelphia's world championship team. Upon retiring as a player, Brookshier entered the broadcasting field and went on to be teamed with Pat Summerall on CBS's telecasts of NFL games including the 1980 Super Bowl.





JEROME BROWN

#99

Defensive Tackle
Miami (FL)
Years with Eagles: 1987-91

Eagles Honor Roll Inductee, 1996

A two-time Pro Bowl selection and a member of one of the most dominant defensive lines in NFL history, Jerome Brown's life was cut short at the age of 27. Brown was killed in a tragic automobile accident on June 25, 1992, in his hometown of Brooksville, FL. The Eagles' first round draft pick out of the University of Miami in 1987, he quickly became a fan favorite not only because of his outstanding ability but because of the passionate leadership and competitive fire he displayed. Despite playing only four years in the NFL, Brown will long be remembered as a key figure on the Birds' legendary 1991 defense - a unit that led the NFL in terms of fewest yards allowed overall, against the run, and vs. the pass. He capped the 1991 season by joining fellow linemates Reggie White and Clyde Simmons as starters in the Pro Bowl. Born February 4, 1965 in Brooksville, he went on to attend that town's Hernando High.



TIMMY BROWN

#22

Running Back
Ball State
Years with Eagles: 1960-67

Eagles Honor Roll Inductee, 1990

One of the most electrifying players in Eagles' history, Brown holds the club record for longest kickoff return with his 105-yarder vs. Cleveland in 1961. Brown also set a then-NFL record for all-purpose yardage in a season with 2,428 yards in 1963. Today, he still shares the NFL record for kickoff returns for touchdowns in a single game with two vs. Dallas in 1966 (90 and 93 yards). Originally a 27th round draft pick of Green Bay in 1959, Brown spent time on the Packers taxi squad that year and was then signed by the Eagles as a free agent just after the start of the 1960 season. Brown finished his Eagles career in 1967 as the third leading rusher in club history in terms of both yards (3,703) and TDs (29) on 805 carries.



HAROLD CARMICHAEL

#17

Wide Receiver
Southern
Years with Eagles: 1971-83

Eagles Honor Roll Inductee, 1987

The 6-foot, 8-inch Carmichael was not only one of the tallest receivers ever to play the game, he was one of the best. The Birds' seventh round pick out of Southern University in 1971, Carmichael played 13 seasons with the Eagles before finishing his career with the Dallas Cowboys in 1984. Upon retirement, he ranked sixth on the NFL's all-time reception list with 590 catches, including 589 as an Eagle, the most in team history. Today he also remains the Birds' career receiving leader in terms of yards (8,978) and touchdowns (79). During his tenure with Philadelphia, Carmichael led the Birds in receptions eight times. His outstanding play earned him trips to the Pro Bowl following the '74, '79, '80, and '81 seasons. Moreover, he was a key figure on the Eagles 1980 club that defeated Dallas in the NFC Championship Game and earned a berth in Super Bowl XV vs. the Raiders. Carmichael was born on Sept. 22, 1949 in Jacksonville, FL, where he attended William Raines High. On April 28, 1998, Harold was named the Eagles' Director of Player and Community Relations.





OTHO DAVIS

Head Trainer
Lamar University and Kent State
Years with Eagles: 1973-1995

Eagles Honor Roll Inductee, 1999

One of the most highly respected men in his field, Davis, the Eagles' head athletic trainer for 23 years, was a five-time recipient of the National Athletic Trainers Association's "Professional Trainer of the Year" award. He also was a member of the Athletic Trainers Hall of Fame, the Pennsylvania Sports Hall of Fame and the Southwest Athletic Trainers Association Hall of Fame. In 1982, he received the Distinguished Service Award for Sports Medicine from the American Orthopedics Society for Sports Medicine. From 1971-89, he was the executive director of the NATA, an organization whose national headquarters office building in Dallas is named in his honor. He also served as the chapter President of the Pennsylvania Athletic Trainers Society. A native of Elgin, TX, Davis earned a B.S. degree in physical education from Lamar University in 1957 and an M.A. degree in 1964 from Kent State, where he was head trainer from 1957-1964. Davis also served in the U.S. Army Medical Service Corp (1954-56). Prior to joining the Eagles in 1973, he served as an associate trainer with the Baltimore Colts (1971-72) and was the head trainer at Duke (1965). Davis passed away on May, 2, 2000.



JIM GALLAGHER

Executive
Temple
Years with Eagles: 1949-1995

Eagles Honor Roll Inductee, 1995

He never put on a uniform, he never played a down. But many would say that "Jimmy Gal," an Eagles executive from 1949-95, was a first round pick in his own right. In that remarkable 46-year span, Gallagher worked with 17 head coaches and for 12 owners, GMs, and team presidents. During that time, Gallagher saw the Eagles capture two NFL titles and one NFC crown, and watched the Birds play home games in four different stadiums. A native of Philadelphia, a graduate of Northeast Catholic High School and an Army veteran of the Korean War, Gallagher joined the Eagles in 1949 and worked nearly every phase of the operation until being named personnel director in 1957. Gallagher went on to serve stints as director of public relations and associate director of sales and marketing before being named the club's director of alumni relations/traveling secretary in 1990. It was in that capacity that Jimmy Gal served until retiring on August 1, 1995.



BILL HEWITT

#56

End
Michigan
Years with Eagles: 1936-39, 1943

Pro Football Hall of Fame Inductee, 1971
Eagles Honor Roll Inductee, 1987

Considered by many to be the best "two-way" end the league ever produced, Hewitt was the first player to be named All-NFL with two different teams - the Bears (1933, '34, '36) and Eagles (1937). A Michigan Wolverine and a member of the 1933 NFL Champion Chicago Bears before he joined the Eagles, the fast, elusive Hewitt revolutionized the end position. Nicknamed "Stinky," Hewitt is known for pitching a lateral to Bill Karr for the touchdown that won the 1933 championship game for the Bears. He also was credited with inventing many trick plays. Hewitt, who played without a helmet until a rule change forced him to wear headgear, was born October 8, 1909, in Bay City, MI. He died in an automobile accident on January 14, 1947, at the age of 37. Twenty four years after his death, he was inducted into the Pro Football Hall of Fame. He was represented by his daughter Mary Ellen Coccozza at the induction ceremony and was formally presented for induction by Upton Bell, then the GM of the New England Patriots.





RON JAWORSKI

#7

Quarterback
Youngstown State
Years with Eagles: 1977-86

Eagles Honor Roll Inductee, 1992

Few players have had as great an impact on their teams as Ron Jaworski had on the Eagles of the late 1970s and early 1980s. After coming to the Birds in a 1977 trade with the Los Angeles Rams (in exchange for the rights to TE Charles Young), "Jaws" went on to enjoy a stellar 10-year career in Philadelphia. With the Eagles he set seven club passing records, including career marks for completions (2,088), touchdowns (175), and yards (26,963). After leading the Eagles to the NFC title in 1980 and a berth in Super Bowl XV vs. the Raiders, the Youngstown State product earned a Pro Bowl selection and was named the NFL Player of the Year by UPI and the Maxwell Football Club. Known throughout his career as one of the NFL's most durable quarterbacks, Jaworski earned the respect of his peers by starting 116 consecutive regular season games. His outstanding career, coupled with his involvement in numerous charitable and civic events, undoubtedly made him one of the most popular Eagles of all time. Jaworski was born March 23, 1951 in the Buffalo suburb of Lackawanna, NY, and attended Lackawanna High.



SONNY JURGENSEN

#9

Quarterback
Duke
Years with Eagles: 1957-63

Pro Football Hall of Fame Inductee, 1983
Eagles Honor Roll Inductee, 1987

Despite spending the last 10 years of his career with the Redskins, Christian Adolph (Sonny) Jurgensen is remembered not only as one of the finest quarterbacks ever to wear an Eagles uniform, but as one of the best passers in NFL history. A fourth round draft pick of the Eagles in 1957, Jurgensen - a future Hall of Famer himself - was a backup to another Hall of Fame quarterback, Norm Van Brocklin, on the Birds' 1960 NFL Championship team. The following year the rifle-armed red-head took over as the Eagles starting signal caller and threw 32 TD passes, a single-season mark which still stands as a club record. In that stellar 1961 season he completed 235 of 436 passes for 3,723 yards. Jurgensen went on to finish his NFL career in 1975 with 32,224 passing yards. A member of the Pro Football Hall of Fame's class of 1983, he was formally presented for induction by Edward Bennett Williams, then the President of the Washington Redskins.



OLLIE MATSON

#33

Halfback
San Francisco
Years with Eagles: 1964-66

Pro Football Hall of Fame Inductee, 1972
Eagles Honor Roll Inductee, 1987

In his career with Chicago, Los Angeles, Detroit, and Philadelphia, Matson compiled some very impressive numbers - 12,844 combined net yards and 5,173 yards rushing. He was selected to participate in five Pro Bowls and, in fact, earned MVP honors for his effort in the 1956 Pro Bowl. Matson was traded to the Rams by the Chicago Cardinals for nine players in 1959. The speedy halfback was also a medal winner in track at the 1952 Olympics. A member of the Pro Football Hall of Fame's class of 1972, Matson was formally presented as an inductee by Joe Kuharich, his former coach with the Eagles as well as with the Cardinals and the University of San Francisco.





TOMMY McDONALD

#25

Wide Receiver
Oklahoma
Years with Eagles: 1957-63

Pro Football Hall of Fame Inductee, 1998
Eagles Honor Roll Inductee, 1988

A game-breaking receiver from the University of Oklahoma, the 5-foot, 9-inch, 170-pound McDonald dazzled NFL fans with his acrobatic receptions for 13 seasons. McDonald led or shared the team lead in receptions from 1959-62. In Philadelphia's 1960 NFL championship season he registered 13 TDs among his 64 receptions. In fact, McDonald capped that season with 3 catches, including a 35-yd TD in the Championship Game victory over Green Bay. He led the league in TD receptions in 1958 (9, tie) and in 1961 (13) when he also paced the NFL with 1,144 receiving yards. Born July 26, 1934, in Roy, NM, McDonald starred at Oklahoma despite having lost half of his right thumb in a freak motorcycle accident in high school. As a senior, he won the Maxwell Award as the nation's top collegian and finished third in the Heisman Trophy voting behind Paul Hornung and Johnny Majors. He was a third round selection of the Birds in 1957 and went on to be named to the Pro Bowl six times (five times as a starter). McDonald finished his NFL career with the Cowboys (1964), Rams (1965-66), Falcons (1967) and Browns (1968). On August 1, 1998, McDonald was inducted into the Pro Football Hall of Fame.



WILBERT MONTGOMERY

#31

Running Back
Abilene Christian
Years with Eagles: 1977-84

Eagles Honor Roll Inductee, 1987

Montgomery joined the Eagles as a quiet, shy, sixth round pick out of Abilene Christian in 1977. Eight years later, he finished his Eagles' career as the club's all-time rushing leader in terms of yards (6,538) and attempts (1,465). After playing for Detroit in 1985 (he was traded to the Lions that preseason), Montgomery retired as the 16th leading rusher in NFL history with 6,789 yards. Despite his smallish 5-foot-10, 195-pound frame, Montgomery won the hearts of Philadelphia fans with his dogged determination. His 194-yard effort in the 1980 NFC Championship Game victory over Dallas, including a 42-yard touchdown on the Birds' first offensive play, will never be forgotten. Montgomery scored 58 career TDs as an Eagle (45 of which came on the ground) including 14 combined TDs rushing and receiving during the 1979 season. He also tallied 6 playoff touchdowns, including 3 in the 1980 post-season when he averaged 104 rushing yards per game in three performances (including the Super Bowl against Oakland). Montgomery played in the Pro Bowl following the 1978 and 1979 seasons.



EARL "GREASY" NEALE

Head Coach
West Virginia Wesleyan
Years with Eagles: 1941-50

Pro Football Hall of Fame Inductee, 1969
Eagles Honor Roll Inductee, 1987

After coaching extensively on the collegiate level at Marietta, Washington and Jefferson (1922 Rose Bowl team), Virginia, and West Virginia, Neale broke into the NFL in 1941 and quickly turned the Eagles into contenders. He went on to lead the Birds to three straight Eastern Division crowns and back-to-back NFL championships in 1948 and 1949. Neale was, in particular, recognized as a master of the T formation. From 1918 to 1922, just prior to beginning his coaching career, Neale was a scrappy outfielder with the Cincinnati Reds and the Philadelphia Phillies. He was born in Parkersburg, WV, on November 2, 1891. Two years after Neale served as presenter when former Eagle great Chuck Bednarik was inducted into the Hall of Fame, Bednarik returned the favor, presenting Neale to the assemblage at Canton, OH, upon the latter's induction into the Hall in 1969.





PETE PIHOS

#35

End
Indiana
Years with Eagles: 1947-55

Pro Football Hall of Fame Inductee, 1970
Eagles Honor Roll Inductee, 1987

An integral member of the Eagles' 1948 and 1949 championship teams, Pihos enjoyed a career that included six trips to the Pro Bowl and three straight seasons leading the NFL in receptions. The All-America selection from the University of Indiana may best be remembered for his game-winning catch in the 1949 NFL championship game vs. the Rams. Pihos came to the Eagles in 1947 and was a starter on offense for eight of his nine years with the team. He played defense in 1952 but returned to the offensive unit a year later. During his Eagles career, Pihos caught 373 passes, a figure that still ranks third on the Eagles' all-time list (his 61 TD catches also remain tied for third best in team history). He led the league in receptions and receiving yards in 1953 (63-1,049) and again in 1955 (62-864). In between, he tied for the league lead in catches with 60 in 1954. After the advent of the Pro Bowl in 1951, he made it six times in as many seasons.



MIKE QUICK

#82

Wide Receiver
North Carolina State
Years with Eagles: 1982-90

Eagles Honor Roll Inductee, 1995

One of the most graceful and athletic wide receivers ever to play the game, Mike Quick electrified Eagles fans for nine years. During that time, the former first round pick from North Carolina State distinguished himself as one of the NFL's premier pass catchers. A fixture among the league leaders during his career, Quick also became a regular selection to the Pro Bowl. Five consecutive times (following the 1983-87 seasons), the Hamlet, NC, native was voted to the Pro Bowl by his peers. At the conclusion of his brilliant career, Quick had etched his name into the Eagles record books, ranking among the club's all-time career and single-season receiving leaders in terms of catches, yardage, and TDs. Today, Quick serves as color analyst on radio broadcasts of Eagles games.



PETE RETZLAFF

#44

End
South Dakota State
Years with Eagles: 1956-66

Eagles Honor Roll Inductee, 1989

Acquired off waivers at the start of the 1956 season from Detroit for \$100, the 6-foot-1, 210-pound Retzlaff went on to earn all-pro honors five times as an Eagle. At the time of his retirement, Retzlaff was the Eagles' all-time leader in receptions (452) and receiving yardage (7,412). Today, over 30 years later, those figures still stand as the second highest totals in club history. A 22nd round draft pick of the Lions in 1953, Retzlaff also scored 47 touchdowns in his career and was selected to the Pro Bowl five times. When Philadelphia acquired his services, coach Buck Shaw converted the fullback into one of the league's all-time best tight ends. Nicknamed "the Baron," Retzlaff went on to receive both the Washington Touchdown Club's Pro Football Player of the Year Award and the Maxwell Club's Bert Bell Award in 1965 when he was 66-1,190-10TDs receiving. Instrumental in founding the NFL Player's Association, Retzlaff later served as the Birds' general manager from 1969-72.





JIM RINGO

#54

Center
Syracuse
Years with Eagles: 1964-67

Pro Football Hall of Fame Inductee, 1981
Eagles Honor Roll Inductee, 1987

A member of the Pro Football Hall of Fame, Ringo began his career as the Packers' seventh round draft choice out of Syracuse in 1953. Despite being small for an offensive lineman, his quickness and determination enabled Ringo to earn all-pro honors eight times and play in 10 Pro Bowls. He also played in three NFL championship games. Ringo, who ignored numerous injuries to start in a then NFL-record 182 straight games from 1954-67, played on Green Bay's 1961 and 1962 World Championship teams. After 11 years with the Packers, Ringo spent his final four seasons as a player with the Eagles. Following his playing career, Ringo moved into the coaching ranks and became head coach of the Buffalo Bills from 1976-77. He was born November 21, 1931, in Orange, N.J., and inducted into the Hall of Fame in 1981 with Willard "Whiz" Rinehart, his former coach at Phillipsburgh (NJ) High, serving as his presenter.



JERRY SISEMORE

#76

Tackle
Texas
Years with Eagles: 1973-84

Eagles Honor Roll Inductee, 1991

A first round draft pick of the Eagles in 1973 (the 3rd player selected overall) this University of Texas product became one of the cornerstones of an offensive line that helped lead the Eagles to the 1980 NFC Championship and a berth in Super Bowl XV. Sisemore ranks fifth on the Eagles' all-time career list in both number of seasons (12) and games played (156). During his illustrious career, Sisemore started 127 consecutive games and was selected to the Pro Bowl following the 1979 and 1981 seasons. Overall, he teamed with fellow tackle Stan Walters, QB Ron Jaworski, RB Wilbert Montgomery and WR Harold Carmichael (all members of the Eagles Honor Roll) to power an offense that helped Philadelphia reach the playoffs five straight times from 1978-82.



NORM VAN BROCKLIN

#11

Quarterback
Oregon
Years with Eagles: 1958-60

Pro Football Hall of Fame Inductee, 1971
Eagles Honor Roll Inductee, 1987

A 1971 inductee into the Pro Football Hall of Fame, Van Brocklin was a member of one of the Hall's most distinguished classes - a group that included Jim Brown, Vince Lombardi, Andy Robustelli, and Y.A. Tittle. Acquired in a 1958 trade with the LA Rams that many recall as the biggest deal in Eagles history, Van Brocklin went on to quarterback the Birds for three years. The fiery signal caller helped turn a last place Eagles club into one that eventually captured the NFL championship in 1960. As such, "The Dutchman" teamed with future Hall-of-Famer Chuck Bednarik to pace the Eagles to their third NFL championship with a 17-13 victory over Vince Lombardi's Green Bay Packers at Franklin Field. This storybook ending would garner Van Brocklin the league's MVP award and provide a fitting end to his playing career as both he and head coach Buck Shaw announced their retirements at the end of the season. In addition to ranking with the league's all-time great quarterbacks, "Dutch" was an accomplished punter, twice leading the league in punting average. An All-America selection at the University of Oregon, he went on to participate in 10 Pro Bowls. Van Brocklin threw for 23,611 yards and 173 TDs in an NFL career that spanned 12 seasons. He then went on to be the head coach for the Minnesota Vikings (1961-66) and Atlanta Falcons (1968-73).





STEVE VAN BUREN

#15

Halfback
Louisiana State
Years with Eagles: 1944-51

Pro Football Hall of Fame Inductee, 1965
Eagles Honor Roll Inductee, 1987

The Birds' first round draft choice (the fifth player selected overall) out of Louisiana State in 1944, Van Buren signed his first contract, in the amount of \$4,000, with an Eagles team that had never finished above fourth place. They finished second in Van Buren's rookie season, were runners-up two more years and then won three straight division titles. In 1948 and '49, the Birds won consecutive league championships and Van Buren cemented his place in history as one of the most talented backs ever to play the game. Van Buren, nicknamed "Wham-Bam" by his teammates for his quick and punishing running style, twice surpassed the 1,000-yard mark while capturing the NFL rushing title on four occasions. In the 1948 title game against the Chicago Cardinals, he scored the game's only touchdown in a blinding snow storm. A year later, he waded through mud and torrential rains in the Los Angeles Coliseum to rush for 196 yards while helping the Eagles defeat the Rams and capture the title once again. His 205 yards rushing vs. Pittsburgh earlier that same season (1949) still stands as a club record. Similarly, his 5,860 career rushing yards and 77 touchdowns both rank second in Eagles history. A five-time all-pro, Van Buren was inducted into the Pro Football's Hall of Fame in 1965 with fellow Hall member Clark Hinkle, a former Packers running back, serving as his presenter. In 1987, Van Buren was named to the Eagles Honor Roll. Seven years later in 1994, he was also selected to the NFL's 75th Anniversary Team. Van Buren was born December 28, 1920, in Tela, Spanish Honduras.



DICK VERMEIL

Head Coach
San Jose State
Years with Eagles: 1976-82

Eagles Honor Roll Inductee, 1994

Dick Vermeil, the Eagles head coach from 1976-82, will long be remembered as a workaholic and perfectionist ... but he will be remembered most as a winner. A success at every level of coaching, from his first high school head coaching job in 1960, to a stint at UCLA in 1974-75 and, of course, with the Eagles, Vermeil attacked his profession with a degree of passion rarely seen. A native of Calistoga, CA, in the Napa Valley, Vermeil became a hero in Philadelphia where he coached the Eagles into the playoffs five consecutive times from 1978-82, including a trip to Super Bowl XV as NFC Champions in January of 1981. Vermeil's Eagles earned that trip to the Super Bowl after capturing the NFC East division title with a 12-4 regular season record and after defeating their arch rival, the Dallas Cowboys, in the NFC title game at Veterans Stadium. After one more season at the Birds' helm, Vermeil resigned, moving into the broadcasting booth before returning to the NFL in 1997 as head coach of the St. Louis Rams. After leading the Rams to a victory in Super Bowl XXXIV, he retired once again.



1948 NFL CHAMPIONS



1949 NFL CHAMPIONS





STAN WALTERS

#75

Tackle **Eagles Honor Roll Inductee, 1991**
Syracuse
Years with Eagles: 1975-83

Originally a ninth round draft pick of the Cincinnati Bengals in 1972, Walters joined the Eagles via trade in 1975. The Syracuse University product went on to play in 122 consecutive regular and post-season games for Philadelphia. Walters provided solid play at left tackle throughout his career, anchoring the team's offensive line (along with fellow Honor Roll member Jerry Sisemore), especially during the successful seasons of the late 1970s and early 1980s. A key member of the Birds' 1980 NFC championship squad that participated in Super Bowl XV, Walters was honored by his peers following the '78 and '79 seasons when he was selected to the Pro Bowl. After his playing career, Walters became a color commentator on radio broadcasts of Eagles games until 1997.



ALEX WOJCIECHOWICZ

#53

Center **Pro Football Hall of Fame Inductee, 1968**
Fordham **Eagles Honor Roll Inductee, 1987**
Years with Eagles: 1946-50

A two-time All-America selection at Fordham where he was the center on the famed 'Seven Blocks of Granite' line, Wojciechowicz was the Detroit Lions' top draft pick in 1938. One of football's original "iron men" for eight years with the Lions, Wojciechowicz joined the Eagles in 1946 as a defensive specialist and helped the Birds capture back-to-back NFL championships in '48 and '49. Known for his exceptionally wide stance as a center, "Wojje" also was an outstanding pass defender who pilfered 16 passes during his pro career. Born August 12, 1915, in South River, NJ, Wojciechowicz organized the National Football League Alumni Association. A member of the Pro Football Hall of Fame's class of 1968, "Wojje" was presented for induction by Earle "Greasy" Neale, the Eagles head coach during his five seasons with Philadelphia.

1948 AND 1949 NFL CHAMPIONSHIP TEAMS

Eagles Honor Roll Inductee, 1999

No NFL team before or since ever posted consecutive shutouts in championship play. No NFL team can claim to be more dominant over a two-year period. The Eagles won back-to-back NFL Championships in 1948 and 1949, first shutting out the Chicago Cardinals, 7-0, and then blanking the Los Angeles Rams, 14-0. The foundation of this team began in 1947, when the Eagles lost to the Cardinals, 28-21, in the championship game. Under legendary head coach Greasy Neale, Philadelphia finished the 1948 regular season with a 9-2-1 record and took on the Cardinals in the championship game with a foot of snow covering Shibe Park. Superstar running back Steve Van Buren scored the game's only touchdown on a 5-yard TD run, while the defense limited the Cards to just 6 total first downs. The Eagles continued their dominance in 1949 with an 11-1 record in the regular season and a victory over the Rams in the championship game on a rain-soaked Los Angeles Coliseum field. Van Buren again led the Eagles' offensive charge as he rumbled for 196 yards on 31 carries. In those two seasons, the Eagles outscored their opposition 761-290. They were lovingly called "the duffel-bag dynasty." Many players were young men who had served their country in World War II and returned home trying again to settle into a regular life. Said Hall of Fame LB Chuck Bednarik, a rookie on the 1949 team, "I think we belong with the best teams ever. Look at what we accomplished."



YEAR-BY-YEAR HISTORY

1933 — Frankford Yellowjackets' franchise in the NFL awarded to syndicate headed by Bert Bell and Lud Wray for \$2500. Club christened "Eagles" in honor of the symbol of the New Deal's National Recovery Act. Eagles and Chicago Bears play in Philadelphia's first Sunday game (Nov. 12) at Baker Bowl. Game ends in a 3-3 tie.

1935 — General manager Bert Bell proposes an annual college draft to equalize talent in the league. Proposal is adopted on May 19 for the 1936 season.

1936 — Eagles have first choice in the inaugural college draft and select University of Chicago back Jay Berwanger but fail to sign him. Bell becomes sole owner of the team with \$4,000 bid. Playing site for home games moves from Baker Bowl to Municipal Stadium.

1939 — Davey O'Brien, Texas Christian's All-America quarterback, signs with the Eagles for a reported \$12,000 per year salary and percentage of the gate. O'Brien plays in every game and sets NFL passing yardage record with 1,324 yards. On October 22, the Eagles play in the first televised pro football game and fell to the host Brooklyn Dodgers, 23-14, at Brooklyn Ebbets Field. Allan "Skip" Walz broadcasts the game for NBC from Ebbett's field to the approximate 1,000 TV sets then in Brooklyn.

1940 — Home playing site switches from Municipal Stadium to Shibe Park (later known as Connie Mack Stadium). Pittsburgh owner Art Rooney buys half interest in the Eagles after selling the Steelers franchise to Alexis Thompson of New York, a 30-year old heir to a six million fortune in steel stocks.

1941 — Bell and Rooney swap franchises with Thompson, Rooney returning to Pittsburgh and Thompson taking over the Eagles. Bert Bell joins Rooney as a full-time partner in Pittsburgh. Thompson hires Earl (Greasy) Neale as head coach of the Eagles.

1943 — Eagles merge with Pittsburgh Steelers to form the "Steagles" due to manpower shortage during World War II. Merger dissolved at end of season.

1944 — First draft choice Steve Van Buren debuts as Eagles' halfback. Team finishes in second place with 7-1-2 record.

1945 — Team again finishes in second place with 7-3 record and leads league in scoring with 272 points. Van Buren leads NFL with 838 rushing yards and 110 points.

1946 — Team finishes second for third straight year with 6-5 record.

1947 — Rookie end Pete Pihos, Van Buren, and Bosh Pritchard combine with an overpowering defense to lead Philadelphia into the NFL championship game for the first time but the Chicago Cardinals earn the NFL title with a 28-21 victory at icy Comiskey Park.

1948 — Eagles win their first NFL championship, defeating the Chicago Cardinals, 7-0, in a blinding snowstorm at Shibe Park.

1949 — Thompson sells the team to 100 buyers, each of whom paid \$3,000 for one of the 100 shares. They were called the "Happy Hundred" or the "100 Brothers." Their leader was James P. Clark, a Philadelphia sportsman and business executive, and the 100 investors included some of the leading names in Philadelphia business, government and politics, including Leonard Tose. Vince McNally is named general manager. University of Pennsylvania All-America C/LB Chuck Bednarik is a 1st round draft choice. The Eagles win their 3rd straight Eastern Division title and defend their NFL championship with a 14-0 win over the Los Angeles Rams.

1950 — In Greasy Neale's final season as the Eagles' head coach, they finish tied for third in the American Conference with a 6-6 mark.

1951 — Alvin (Bo) McMillan replaces Greasy Neale as head coach. McMillan becomes ill the night before the season opener and is replaced by Wayne Millner. End-placekicker Bobby Walston is named rookie of the year.

1952 — Jim Trimble succeeds Wayne Millner as head coach. Team rides strong defense to 7-5 second place finish.

1953 — Bobby Thomason and Adrian Burk combine to pass for a league-high 3,089 yards. Pete Pihos catches 63 passes for 1,049 yards and 10 touchdowns to lead league. Eagles finish in second place and snap Cleveland's 11-game winning streak with 42-27 win in season finale.

1954 — Bobby Walston leads league in scoring with 114 points. Eagles finish second for third consecutive year with second straight 7-4-1 record.

1955 — Pihos again leads all NFL pass receivers with 62 catches for 864 yards. Joseph A. Donoghue, Eagles' vice president/secretary, is elected assistant treasurer of the NFL.

1956 — Hugh Devore replaces Jim Trimble as head coach.

1957 — Rookie QB Sonny Jurgensen highlights a 4-8 season by passing Eagles to a 17-7 upset of the NFL Eastern Division Champion Cleveland Browns.

1958 — Buck Shaw signs as head coach replacing Hugh Devore. Eagles acquire quarterback Norm Van Brocklin in trade with Los Angeles. Team moves home games from Connie Mack Stadium to University of Pennsylvania's Franklin Field and attendance almost doubles.

1959 — With Pete Retzlaff and Tommy McDonald his chief targets, Norm Van Brocklin passes Eagles to 7-5 record and second place tie with Cleveland.

1960 — QB Norm Van Brocklin and Chuck Bednarik, who plays 60 minutes at center and linebacker, pace the Eagles to their first Eastern Division title in 11 years. The Birds then win their third NFL championship with a come-from-behind 17-13 victory over Green Bay at Franklin Field. Van Brocklin, the league's MVP, and head coach Buck Shaw both announce their retirements at the end of the season.



YEAR-BY-YEAR HISTORY



1961 — Nick Skorich is named head coach and Sonny Jurgensen takes over as the starting quarterback. Despite Jurgensen's record-setting season as a passer and a 10-4 record, the Eagles fail to repeat as division champions.

1962 — Injuries in unprecedented numbers hit Eagles as the team wins only three games and falls to last place.

1963 — RB Timmy Brown sets a then NFL record for total offense (2,436 yards; 841 rushing, 487 receiving, 11 passing, 945 kickoff returns, and 152 punt returns) in a season. With the club's 91 outstanding shares now held by 65 stockholders, club president Frank L. McNamee said it would be put up for sale with an asking price of 4,500,000. Jerry Wolman, a 36-year old builder and self-made millionaire from Washington outbid Philadelphia businessman Jack Wolgin and became the new owner. The sale price was \$5,505,000.

1964 — Former Chicago Cardinals and Washington Redskins coach Joe Kuharich signs as head coach and begins a series of major trades to rebuild the club.

1966 — After extensive roster changes, the Eagles finish 9-5 for their first winning season in five years.

1967 — Quarterback Norm Snead and flanker Ben Hawkins set team passing and receiving records, respectively, but injuries to other key players contribute to a disappointing 6-7-1 record and a second place finish.

1969 — After Wolman's empire fell into serious financial trouble, a bankruptcy referee in U.S. District Court in Baltimore oversees the team's sale to Leonard Tose, a millionaire trucking executive. The price was a reported \$16.1 million, at the time a record price for a professional sports team. Tose names former Eagles' receiving great Pete Retzlaff as general manager and Jerry Williams as head coach.

1971 — The Eagles leave Franklin Field for a new home at Veterans Stadium. After three consecutive crushing losses at the beginning of the season, assistant Ed Khayat replaces Jerry Williams (who had led the club to only a 3-10-1 mark in 1970) as head coach.

1972 — After a stormy 2-11-1 season, Tose accepts general manager Retzlaff's resignation and releases the entire coaching staff. A bright spot, however, is Harold Jackson who leads the NFL in receptions and receiving yards (62-1,048).

1973 — Under new coach Mike McCormick and new quarterback Roman Gabriel, the Eagles have an exciting offensive season but can muster only a 5-8-1 record. In his first year as a full-time receiver, Harold Carmichael becomes the second consecutive Eagle to lead the NFL in receptions (67).

1974 — Under newly appointed general manager Jim Murray, the Eagles trade with Cincinnati and acquire LB Bill Bergey. Bergey bolsters the defense and wins Pro Bowl honors along with TE Charlie Young, who becomes the third con-

secutive Eagle to lead the league in pass receptions (63).

1976 — After a 4-10 season in 1975, Tose appoints 39-year old Dick Vermeil of UCLA as head coach but the Birds again earn a 4-10 mark.

1977 — QB Ron Jaworski is obtained from the Los Angeles Rams in exchange for the rights to TE Charlie Young. Bill Bergey, keying the newly-installed 3-4 defense of coordinator Marion Campbell, wins all-pro and all-conference honors and is selected to play in his third Pro Bowl.

1978 — The Eagles post a 9-7 record, their first winning season since 1966, and make the playoffs for the first time since 1960. They lose the NFC Wild Card playoff game in Atlanta, however, 14-13 as the Falcons score two 4th-quarter TDs and Eagles' Mike Michel misses a 34-yard FG try with 1:34 to play. Wilbert Montgomery, in his first starting season, rushes for 1,220 yards to become the first Eagle since Steve Van Buren to surpass 1,000 in a season. CB Herman Edwards provided the "Miracle of the Meadowlands" when he scooped up a fumbled handoff from Joe Pisarcik to Larry Csonka and raced 26 yards for the winning touchdown with 20 seconds left to play before a stunned Giants Stadium crowd of 70,318.

1979 — With an 11-5 regular season record — their best since 1961 — the Eagles tie Dallas for first place in the NFC East and go to the playoffs as a wild card team. After beating Chicago, 27-17, in the Wild Card Game, the Birds are upset at Tampa Bay, 24-17 in a divisional playoff round. Wilbert Montgomery sets a club record with 1,512 rushing yards, and Harold Carmichael sets a then NFL record on Nov. 4, catching a pass in his 106th consecutive game. Rookie barefoot kicker Tony Franklin boots the second longest FG in NFL history — 59 yards — in a 31-21 victory at Dallas. Dick Vermeil is voted NFL coach of the year.

1980 — The Eagles win 11 of their first 12 games and go on to a 12-4 mark and the NFC East championship. The Birds trounce Minnesota 31-16, in the divisional playoff round and then upend Dallas, 20-7 at Veterans Stadium, to win the NFC title and a berth in Super Bowl XV. The Oakland Raiders prevail in that game, however, 27-10. Ron Jaworski leads the NFC with a 90.9 passing rating while throwing for 3,527 yards and 27 touchdowns. He is named NFL player of the year by the Maxwell Football Club and NFC player of the year by UPI. Harold Carmichael's then-record NFL receiving streak is snapped at 127 games when he fails to catch a pass in the regular season finale at Dallas after sustaining a back injury in the first half.

1981 — After building a 6-0 record early in the season, the Birds struggle in their final eight games, post a 10-6 record and appear in the playoffs for the fourth consecutive year but are upset at home in the NFC Wild Card Game by the NY Giants, 27-21. The Birds' defense ranks first in the NFL in fewest yards allowed (4,447) and fewest points allowed



YEAR-BY-YEAR HISTORY



(221). On offense, Harold Carmichael enjoys the third 1,000-yard receiving year of his career and Wilbert Montgomery rushes for 1,402 yards.

1982 — An NFL players' strike takes place after two games and stops play for eight weeks. When play resumes on November 21, the long layoff hurts the Eagles. After splitting their first two games of the season, the Birds come back from the strike to lose four in a row and miss the playoffs for the first time since 1977. A 24-20 Eagles' victory at Dallas on December 26 is the last victory in the Philadelphia career of head coach Dick Vermeil, who resigns shortly following the season after compiling a 55-51-0 overall record.

1983 — Marion Campbell replaces Dick Vermeil as head coach after six seasons as the Eagles' defensive coordinator. Owner and president Leonard Tose announces in January that his daughter, Susan Fletcher, the Eagles' vice president and legal counsel, would eventually succeed him as primary owner of the Eagles. After winning four of their first six games, the Eagles become mired in a seven-game losing streak and finish with a 5-11 record. The Birds' offense is highlighted by first-team all-pro and AFC-NFC Pro Bowl selection Mike Quick, who leads the league and sets club records with 1,409 yards receiving on 69 catches.

1984 — After a 1-4 start, the Eagles post a 5-5-1 record over their final 11 games. Philadelphia's swarming defense sets a then club record of 60 quarterback sacks. Wilbert Montgomery establishes the Eagles' career rushing record for yards (6,538) and attempts (1,465) surpassing the marks set by Pro Football Hall of Famer Steve Van Buren from 1944-1951. Kicker Paul McFadden establishes an Eagles' season scoring record with 116 points (tops among rookies), surpassing Bobby Walston's 30-year mark of 114, and is named NFC rookie of the year. Ron Jaworski suffers a broken leg at St. Louis in week 13, snapping his streak of 116 consecutive starts (believed to be an all-time record for NFL QBs).

1985 — On March 12, Leonard Tose, the Eagles' owner since 1969, announces an agreement to sell the team to Norman Braman and Ed Leibowitz, highly successful automobile dealers from Florida for a reported \$65 million. After obtaining the approval of the other NFL owners and fulfilling the terms of the transaction, Braman officially becomes the Eagles' new owner on April 29. That same day, Braman elevates Harry Gamble, general manager since February 4, to vice president-general manager overseeing day-to-day operations of the club. All-time Eagles' rushing leader Wilbert Montgomery does not report to training camp and is traded to Detroit for LB Garry Cobb in preseason. The Eagles again overcome a 1-4 start, but fall off the pace and finish 7-9. Head coach Marion Campbell is released on December 16, and Fred Bruney takes over as interim head coach for final game at Minnesota.

1986 — Buddy Ryan, defensive coordinator of the Chicago Bears' Super Bowl XX Champions, is named the 17th head

coach in Eagles' history on January 29. On July 16, Norman Braman becomes the sole owner of the team, purchasing the remaining 35 percent from his brother-in-law Ed Leibowitz. Harry Gamble is promoted to president-chief operating officer. Ryan makes sweeping changes in the Eagles' roster, keeping young players and releasing several veterans. The youthful Birds struggle to a 5-10-1 record against the toughest schedule in the league. The Birds place two players on the AFC-NFC Pro Bowl roster: WR Mike Quick and DE Reggie White. White ties a Pro Bowl record with 4 sacks and is named MVP of the game.

1987 — In March, Ron Jaworski, who set nearly every club passing record from 1977-1986, is put on waivers after the club decides not to guarantee his contract. The Eagles split their first two games of the season before the NFL was beset by a players strike. After all games of Week 3 were cancelled, the NFL resumed play with replacement teams for the next three weeks. The Birds' replacement team goes 0-3 and sets the stage for a surge by the regular players when they return to work. Philadelphia's regulars proceed to win three straight after the strike and move into a tie for 2nd place in the NFC East. They go on to finish 7-8 overall (7-5 in non-strike games) and due to a tie-breaking system, rank 4th in the NFC East behind Dallas and St. Louis who also posted 7-8 marks. Offensively, WR Mike Quick earns his fifth consecutive trip to the AFC-NFC Pro Bowl while QB Randall Cunningham (Pro Bowl 1st alternate) emerges as a rising talent. Cunningham threw 23 TD passes and became the first QB to lead his team in rushing (505 yards) since the Bears' Bobby Douglas did so in 1972. The defense was led by DE Reggie White, who was named the NFL's defensive player of the year. White's 21 sacks set an NFC record and fall one shy of the NFL mark.

1988 — The Eagles post the NFL's best mark (6-1) over the final seven weeks of the regular season en route to a 10-6 record and the NFC Eastern division title. But their playoff fate is not sealed until moments after the conclusion of their 23-7 victory at Dallas in week 16. It is then that NY Jets' QB Ken O'Brien throws a TD pass to Al Toon to defeat the Giants and ensure the division title for the Eagles. Philadelphia then travels to Chicago for an NFC divisional playoff game against the Bears and a place in NFL history. The game, which begins in sunny, 29 degree weather, would later be dubbed "The Fog Bowl," after a thick fog rolls off Lake Michigan late in the 2nd quarter. Due to the fog, visibility on the playing field was extremely difficult and the Bears prevail, 20-12. The shining season included the selection of QB Randall Cunningham, DE Reggie White and TE Keith Jackson as starters in the Pro Bowl. Cunningham, who sets a number of Eagles' single-season passing records and leads the club in rushing for the second straight season, earns Pro Bowl MVP honors. He also wins the Maxwell Football Club's Bert Bell Award as the NFL's top player. White leads the NFL in sacks for the second consecutive



YEAR-BY-YEAR HISTORY



year and Jackson sets an Eagles' receiving record with 81 catches en route to earning rookie of the year honors from *The Sporting News*.

1989 — The Eagles used an aggressive, ball-hungry defense — which led the NFL in takeaways (56) and interceptions (30), and set a team record with 62 QB sacks — to finish 11-5. Philadelphia, however, finished second to the Giants in the NFC East (despite two victories in head-to-head competition) and faced the LA Rams in the Wild Card playoff. Although playing a post-season game at Veterans Stadium for the first time since 1981, the Birds fell 21-7. QB Randall Cunningham posted similar numbers to his superb '88 campaign despite missing receivers Mike Quick and Keith Jackson for most of the season due to injuries. A deeper loss came on Dec. 9, when quarterback coach Doug Scovil passed away. The second alternate to the Pro Bowl, Cunningham started for the NFC squad when injuries kept the other QBs from playing. CB Eric Allen led the NFC in interceptions with 8.

1990 — In February, Buddy Ryan hired Rich Kotite as offensive coordinator to improve the Eagles' sluggish attack. At season's end, the offense led the NFL in rushing (2,556) and time of possession (33:19) and the NFC in scoring (396) and TD passes (34). The defense led the NFL in stopping the run thereby making the Birds the first team to lead the league in both rushing categories since Chicago did so in 1985. A 10-6 record put Philadelphia in the playoffs once again, but the Eagles suffered their third opening round defeat in as many seasons. The 20-6 Wild Card Game loss to Washington signaled an end to the five-year Ryan era. QB Randall Cunningham flourished with an NFC-leading 30 TD passes and 942 rushing yards, while rookie WRs Calvin Williams and Fred Barnett combined to make 17 TD receptions. RB Keith Byars tied a team record with 81 receptions and also threw 4 TD passes.

1991 — On January 8th, team owner Norman Braman opted not to renew the contract of Buddy Ryan, the Eagles' head coach since 1986. On the same day, Braman promoted then-offensive coordinator Rich Kotite, making him the 18th head coach in club history. They opened with a 3-1 mark, their best start since 1981, despite having lost QB Randall Cunningham for the year due to a knee injury suffered at Green Bay on opening day. After coming on to lead the Eagles to their solid start, backup QB Jim McMahon was also injured in game 5. With McMahon sidelined, the Birds suffered through a four-game skid. By midseason, Philadelphia had used five quarterbacks in eight games and seen its record sink to 3-5. The Eagles regrouped, however, and surged into contention for a playoff spot with a six-game winning streak (the club's longest since the start of '81) that upped their record to 9-5. But a loss at home to Dallas in game 15 ended Philadelphia's playoff hopes. With a record of 10-6, the Eagles joined the 49ers as the only NFL

clubs to post 10-or-more wins in each of the last four seasons. The defense finished the season ranked #1 in the NFL in terms of fewest yards allowed overall, vs. the run, and vs. the pass. As such, the Birds became only the fifth club in NFL history and the first since 1975 to accomplish this rare triple. In addition, the Eagles' defense led the NFL in sacks and fumble recoveries and tied for the league lead in takeaways. Five members of that defensive unit represented the Eagles in the AFC-NFC Pro Bowl — DEs Reggie White and Clyde Simmons, DT Jerome Brown, and LB Seth Joyner were selected as starters while CB Eric Allen also made the NFC squad. The selection of White, Simmons, and Brown marked only the sixth time in NFL history that three defensive linemen from one team were elected to the Pro Bowl.

1992 — The Eagles were dealt a huge blow before the season even began as all-pro defensive tackle Jerome Brown was killed in an automobile accident on June 25th in his hometown of Brooksville, FL. The tragedy overshadowed the promise of the upcoming season which included the return of QB Randall Cunningham — out almost the entire '91 season with a knee injury — as well as the addition of RB Herschel Walker whom the Eagles acquired as a free agent just three days before Brown's death. They finished second in the NFC East with an 11-5 record and returned to the playoffs, earning a Wild Card victory over the Saints before dropping a Divisional Playoff to the eventual Super Bowl champion Dallas Cowboys. The win over the Saints was the team's first postseason victory since 1981 and its first road playoff conquest since 1949. Offensively, Walker became the fourth Eagle to top 1,000 rushing yards in a season and the first since Earnest Jackson in '85. Off the field, a September 24th ruling by U.S. District Judge David Doty paved the way for free agency in the NFL by finding the league's "Plan B" policy in violation of federal antitrust laws and provided the four plaintiffs in the suit with an opportunity to sign with another club. Among those four was Eagles TE Keith Jackson, who four days later inked a deal with the Miami Dolphins.

1993 — In January, the NFL and the Players Association signed a Collective Bargaining Agreement, a 7-year deal that would institute a form of limited free agency to replace the "Plan B" system. The most prominent NFL player affected by the settlement was the Eagles' all-time sack leader Reggie White, who went on to sign with the Green Bay Packers on April 5th. On the field, the Eagles produced an 8-8 record. After a flying start in which the Birds jumped out to a 4-0 record on the strength of three consecutive dramatic come-from-behind wins, season-ending injuries to QB Randall Cunningham, WR Fred Barnett and others were followed by a six-game losing streak (their worst skid since '83). Nonetheless, backup QB Bubby Brister led them to wins in 4 of their final 6 contests, a stretch that kept them in the playoff hunt until the final week of the season.



YEAR-BY-YEAR HISTORY



1994 — A new chapter in Eagles history began on April 6th when Norman Braman, the team's owner since 1985, reached an agreement in principle to sell the franchise to Jeffrey Lurie, a Boston native and president of a Hollywood-based movie production company. Once NFL owners voted to approve the sale on May 6th, Lurie officially took over the club on May 17. Despite losing the opener, the Birds bounced back to win 7 of their next 8 contests, including a 40-8 thumping of the eventual Super Bowl champion San Francisco 49ers. However, the Eagles went on to drop their last 7 games, finishing 7-9 and out of the playoffs for the second consecutive season. Two days after the season finale, Rich Kotite's 4-year reign as head coach ended when he was dismissed. RB Herschel Walker etched his name into the NFL record books as the first player in the 75-year history of the league to record a 90-plus yard run, reception, and kickoff return in a single season. To appreciate the uniqueness of this feat, one need only note that just one other player - Hall-of-Famer Bobby Mitchell - had previously recorded that trifecta in a career. With back-to-back 100-yard rushing performances at SF and vs. Wash., rookie RB Charlie Garner became only the 7th back in NFL history to eclipse the century mark in his first two contests. DE William Fuller, a free agent acquisition from Houston, notched at least one sack in 7 straight games and subsequently broke the club record of 6 consecutive games shared by Reggie White and Clyde Simmons.

1995 — On February 2, owner Jeffrey Lurie named Ray Rhodes as the 19th head coach in team history. Eleven months and a playoff victory later, that decision resulted in numerous NFL coach of the year honors for Rhodes. In just his first season at the helm, the former San Francisco 49ers defensive coordinator battled through major roster turnover, a slew of injuries to key personnel, an early season QB change, and a sluggish 1-3 start to put the Eagles back on the winning track. Following that 1-3 start, Rodney Peete took over at QB for Randall Cunningham and led them to 9 wins in their final 12 games. The result was a 10-6 record and a spot in the playoffs for the first time since 1992. RB Ricky Watters, one of the NFL's most prominent free agent acquisitions of the year (he left the 49ers for the Eagles on 3/25/95), combined with Charlie Garner to give Philadelphia the league's 4th best rushing attack. Watters was 6th in the league in rushing with a career-high 1,273 yards and 11 TDs. In the postseason, the Eagles routed the favored Detroit Lions, 58-37, in a Wild Card game. Philadelphia's season, ended, however, a week later as they bowed out to the eventual Super Bowl champion Cowboys, 30-11, at Texas Stadium. At season's end, Watters, DE William Fuller (an NFC-high 13 sacks), and LB William Thomas (whose 7 INTs were the most by an NFL linebacker since 1983) represented the Eagles in the Pro Bowl. Off the field, team owner Jeffrey Lurie and his wife, Christina, oversaw the formation of Eagles Youth Partnership (EYP). The

charitable wing of the Eagles, EYP was formed in order to improve the quality of life and enhance opportunities for children in the Greater Philadelphia region.

1996 — For the second consecutive year the Eagles compiled a 10-6 regular season record and earned a Wild Card playoff berth. As such, Ray Rhodes became the first coach to lead the Eagles into the playoffs in each of his first two seasons at the helm. In the NFC Wild Card game, however, the Eagles fell to the host San Francisco 49ers, 14-0, in rain-drenched 3Com Park. For the third time in six seasons, the Eagles lost their starting QB to injury early on as Rodney Peete ruptured a tendon in his right knee vs. Dallas on 9/30. Ty Detmer, the former Green Bay Packer and Heisman Trophy winner, led the Birds to four straight wins and teamed with WR Irving Fryar and RB Ricky Watters to fuel the conference's #1 offense (351.7 yds/game). Fryar recorded career highs in TDs (11) and receptions (a team-record 88) and also tied a Birds' single-game record with four TD catches vs. Miami on 10/20. Watters earned his fifth trip to the Pro Bowl - his second as an Eagle - with personal bests in rushing atts. (353), rushing yards (1,411), TDs (13), and total yards from scrimmage (a league-leading 1,855). DE William Fuller again led the Birds with 13 sacks en route to his 3rd straight Pro Bowl. MLB James Willis' interception in the end zone in the final moments of game 9 at Dallas sealed a win. Willis' theft of QB Troy Aikman and subsequently lateral to CB Troy Vincent resulted in a 104-yard TD return, the longest in NFL history. Prior to the season, the Birds had once again been one of the NFL's most aggressive teams in terms of free agency. The signing of Vincent from Miami, along with that of Watters from San Francisco the previous year, made Philadelphia the only team to land another club's "transition" free agent in 1995 and '96.

1997 — After a 4-6 start clouded the club's shot at the post-season, the Eagles turned to 2nd-year QB Bobby Hoying. A 2-0-1 record in his first three starts brought them back into contention, but ended the year with a 6-9-1 record. Injuries plagued the club as 42 different players started, including three different QBs (Ty Detmer, Rodney Peete and Hoying). WR Irving Fryar posted 86 receptions for a career-high 1,316 yards, including a team-record six 100-yd. games. RB Ricky Watters became the first Eagle to top the 1,000-yard rushing plateau in three consecutive campaigns. The defensive unit's most memorable performance came in a win vs. Green Bay as they held the Pack without a TD, snapping a string of 85 straight games (including playoffs) in which they had scored a TD.

1998 — A disappointing 3-13 season led to the dismissal of head coach Ray Rhodes on December 28th, one day after the season finale. In Rhodes' fourth season at the helm, the Eagles never could get on track as they slipped to 0-5 before posting their first win. RB Duce Staley led the Eagles in rushing (1,065 yards), receptions (57), total yards from



YEAR-BY-YEAR HISTORY



scrimmage (1,497), and TDs (6) as he became the first Eagle draft pick to top the 1,000-yd. rushing plateau since Wilbert Montgomery did so in 1981. On defense, the Eagles procured one of the league's top, young pass rushers - Hugh Douglas - in a trade with the New York Jets in March. Douglas went on to lead the Eagles and finish 7th in the NFL with a career-high 12.5 sacks. Along the way, Douglas tied a club single-game record with 4.5 sacks at San Diego.

1999 - Former Green Bay quarterback coach Andy Reid was named head coach on January 11th. Three months later, the club used the 2nd overall draft choice to select QB Donovan McNabb, one of the most accomplished athletes to ever come out of Syracuse. With their revamped roster, the Eagles got off to a 2-7 start, prompting Reid to insert McNabb into the starting lineup for six of the final seven contests. In his first start on Nov. 14th vs. Washington, McNabb sparked the Eagles to a 35-28 win over the Redskins. RB Duce Staley garnered his second straight 1,000-yd. rushing season and accounted for a NFL-best 41% of his team's offense. New defensive coordinator Jim Johnson turned up the heat as his troops accounted for a league-best 46 take-aways, including 28 interceptions (3rd in NFL), five of which were returned for TDs (a team record). FS Brian Dawkins and CB Troy Vincent earned their first Pro Bowl team selections. Vincent's 7 INTs tied for the league lead and became the first Eagle to top the entire NFL in INTs since 1972 (Bill Bradley). Although the Eagles finished with a 5-11 record, Reid implemented a positive attitude as the Eagles possessed one of the youngest teams in the NFL. At season's end, there were 14 true rookies on the roster.

2000 - Andy Reid, the NFL's coach of the year by the Maxwell Club, *The Sporting News*, and *Football Digest*, led the Eagles to the greatest turnaround in franchise history, finishing 2nd in the NFC East at 11-5. The season started with a perfectly executed onside kick by David Akers to kickoff the season opener at Dallas, leading to a 41-14 win. The Eagles won 10 of their next 13 contests and earned the top Wild Card spot in the NFC. In the playoffs, the Eagles overwhelmed Tampa Bay, 21-3, before losing to the eventual NFC Champion NY Giants in the Divisional Playoffs. When RB Duce Staley went down for the season with a foot injury in game 5, Donovan McNabb became a legitimate MVP candidate (he finished 2nd in AP voting to Rams RB Marshall Faulk). McNabb accounted for 74.6% of the team's total net yards and broke the club's single season record for most attempts (569) and completions (307). TE Chad Lewis led all NFC tight ends in receptions (69) and earned his first trip to the Pro Bowl. The defense featured 3 Pro Bowlers in CB Troy Vincent, DE Hugh Douglas (15 sacks, 2 in playoffs), and MLB Jeremiah Trotter. First round draft choice DT Corey Simon recorded a rookie team-record 9.5 sacks. A full-time kicker for the first time, Akers etched his name into the club's record book for most points (121).

2001 - The celebration was difficult to watch but he watched anyway. He observed with envy. As the Eagles left the field one-by-one following the NFC Championship game loss to St. Louis, one player chose to stay on the turf of the Edward Jones Dome as the Rams were presented the George Halas trophy. That one player happened to be Donovan McNabb, the quarterback who guided the Eagles to their first NFC Eastern Division title since 1988 and their first appointment in the NFC (title game since 1980). That poignant moment will serve as a stepping stone for McNabb and this young group of Eagles who were just one step away from Super Bowl XXXVI in New Orleans. Adversity hit this club early and often, but did not cause the team to blink or stray away from their goals. The first preseason game was cancelled due to problems with the Veterans Stadium NeXturf. Starting C Bubba Miller was lost to a season-ending foot injury. And they dropped their season opener in overtime to the Rams before true adversity devastated the entire world on September 11th when terrorist attacks struck the World Trade Center and the Pentagon. As a result, a week's worth of NFL games were postponed before the Eagles plucked their first win of the season at Seattle. The Eagles were 2-2 before beating the Giants, 10-9, at New York on Monday Night Football for the first time since 1996 (a span of nine games). Following a loss to Oakland the next week, the Eagles roared through the rest of their schedule, winning 8 of their last 10 games, including a dramatic 24-21 win over the Giants on December 30 to clinch the NFC East title. In the playoffs, the Wild Card game rematch with the Buccaneers resulted in another decisive win, 31-9, and in the Divisional playoffs, McNabb made his homecoming to Chicago a sweet one, winning 33-19 at Soldier Field. In the process, head coach Andy Reid, who was promoted to executive vice president of football operations on May 8, tied the franchise record for most wins in the playoffs (3) and led the Eagles to consecutive 11-plus win regular seasons for the first time since 1979-80. Besides McNabb, who threw for a career-high 25 touchdown passes in the regular season and 5 five more in the playoffs, the other shining stars were on the defensive side of the ball. The Pro Bowlers were DE Hugh Douglas (9.5 sacks), MLB Jeremiah Trotter (164 tackles, 3.5 sacks, 2 INTs), CB Troy Vincent (3 INT, 79 tackles, 22 KDs), and FS Brian Dawkins (106 tackles, 2 INTs). The entire unit allowed the 2nd fewest point total in the NFL (208), including a league low 64 points permitted in 8 road games. In fact, the Eagles 7-1 record away from home was the best in franchise history. K David Akers earned his first Pro Bowl berth with 115 points and broke his own club record with 17 consecutive field goals made. As a unit, the Eagles special teams ranked in the top ten in 14 of the 16 major statistical categories provided by the NFL.



ALL-TIME ROSTER



The following players have been on the Eagles' active roster for at least one regular or postseason game during the years indicated. In addition, players who spent the entire year on the injured reserve list since 1993 and thus have accrued an NFL season are also listed below.

NAME (POS.) COLLEGE UNIFORM # YR. EAGLE

A A A A A

Abercrombie, Walter, (RB) Baylor	32	1988
Absher, Dick, (LB) Maryland	53	1972
Adams, Gary, (DB) Arkansas	6	1969
Adams, Theo, (G) Hawaii	61	1995
Agajanian, Ben, (G) New Mexico	89	1945
Akers, David, (K) Louisville	2	1999*
Alexander, David, (C) Tulsa	72	1987-94
Alexander, Kermit, (DB) UCLA	39	1972-73
Allen, Chuck, (LB) Washington	54	1972
Allen, Eric, (CB) Arizona State	21	1988-94
Allen, Jackie, (DB) Baylor	21	1972
Allen, Kevin, (T) Indiana	72	1985
Allert, Ty, (LB) Texas	58	1987-89
Allison, Henry, (G) San Diego St.	65	1971-72
Amerson, Glen, (B) Texas Tech	46	1961
Amundson, George, (RB) Iowa State	38	1975
Anderson, Gary, (K) Syracuse	1	1995-96
Andrews, Leroy, (B) Pittsburg Tchrs.,KS	NA	1934
†Angelo, Jim, (G) Indiana (PA)	69	1987
Antwine, Houston, (DT) So. Illinois	75	1972
Archer, Dave, (QB) Iowa St.	18	1991-92
Armour, Justin, (WR) Stanford	86	1997
Armstrong, Harvey, (DT) SMU	96	1982-84
Armstrong, Neill, (E) Okla. A&M	80	1947-51
Arnold, Jay, (B) Texas	34	1937-40
Arrington, Rick, (QB) Tulsa	11	1970-73
Aschbacher, Darrel, (G) Oregon	50	1959
Asher, Jamie, (TE) Louisville	84	1999
Atkins, Steve, (FB) Maryland	38	1981
Auer, Howard, (T) Michigan	24	1933
†Auer, Jim, (DE) Georgia	97	1987
Auty, Darnell, (RB) Northwestern	26, 24	1998, 2000
†Ayers, Marvin, (DE) Grambling	96	1987

B B B B B

Bahr, Matt, (K) Penn State	11	1993
Bailey, David, (DE) Oklahoma State	93	1990
†Bailey, Eric, (TE) Kansas St.	87	1987
Bailey, Howard, (T) Tennessee	20	1935
Bailey, Tom, (B) Florida State	31	1971-74
Bailey, Victor, (WR) Missouri	82	1993-94
Baisi, Albert, (G) West Virginia	63	1947
Baker, John, (E) N. Carolina. Col.	78	1962
Baker, Keith, (WR) Texas Southern	80	1985
Baker, Ron, (G) Oklahoma St.	63	1980-88
Baker, Sam, (K) Oregon St.	38	1964-69
Baker, Tony, (B) Iowa St.	38	1971-72
Baldinger, Brian, (G) Duke	62	1992-93
Ballman, Gary, (E) Michigan St.	85	1967-72
Banas, Stephen, (B) Notre Dame	NA	1935
Banucci, Bruno, (G) Stanford	63	1944-45
Banta, Jack, (B) Southern Cal.	33	1941, 1944-45
Barker, Bryan, (P) Santa Clara	4	1994
Barlow, Corey, (CB) Auburn	24	1992-94
Barnes, Bill, (B) Wake Forest	33	1957-61
Barnes, Larry, (FB) Tenn. State	38	1978-79
Barnes, Walter, (G) LSU	74	1948-51
Barnett, Fred, (RB) Arkansas State	86	1990-95
Barnhardt, Dan, (B) Centenary	NA	1934
Barni, Roy, (B) U. San Francisco	33	1954-55
Barnum, Leonard, (B) W. Va. Wesleyan	13	1940-42

NAME (POS.) COLLEGE UNIFORM # YR. EAGLE

Barr, Stephen, (WR) Pennsylvania	83	1965
Bartholomew, Sam, (B) Tennessee	24	1971
Bartlett, Doug, (DT) N. Illinois	95	1988
Bartley, Ephesians, (LB) Florida	50	1992
Bartrum, Mike, (TE/LS) Marshall	88	2000*
Basca, Nick, (B) Villanova	47	1941
Bassi, Dick, (G) Santa Clara	35	1940
Bassman, Herman, (B) Ursinus	19, 29, 24	1936
†Battaglia, Matt, (LB) Louisville	52	1987
Baughan, Maxie, (LB) Ga. Tech.	55	1960-65
Bauman, Alfred, (T) Northwestern	73	1947
Bausch, Frank, (C) Kansas	55	1940-41
Bavaro, Mark, (TE) Notre Dame	84	1993-94
Bawel, Ed. R., (B) Evansville	20, 81	1952, 1955-56
Baze, Winford, (B) Texas Tech.	26, 37	1937
Beach, Pat, (TE) Washington St.	83	1992
Beals, Shawn, (WR-KR) Idaho State	81	1988
Beaver, Jim, (G) Florida	65	1962
Beckles, Ian, (G) Indiana	62	1997-98
Bednarik, Chuck, (C/LB) Pennsylvania	60	1949-62
Beisler, Randy, (DE) Indiana	64, 80	1966-68
Bell, Eddie, (B) Pennsylvania	81	1955-58
Bell, Todd, (LB) Ohio State	49, 52	1988-89
Bellamy, Mike, (WR) Illinois	81	1990
†Bellamy, Victor, (CB) Syracuse	39	1987
†Bendross, Jesse, (WR) Alabama	85	1987
Benson, Henry, (G) West Maryland	30, 39	1935
Berger, Mitch, (P) Colorado	17	1994
Bergey, Bill, (LB) Arkansas St.	66	1974-80
Berry, Dan, (B) California	19	1967
Berzinski, Willie, (B) Wisc.-LaCrosse	33	1956
Betterston, James, (RB) N. Carolina	34	1977-78
Bielski, Dick, (B) Maryland	36	1955-59
Bieniemy, Eric, (RB) Colorado	33	1999
Binotto, John, (B) Duquesne	30	1942
Bjorklund, Robert, (C) Minnesota	50	1941
Black, Michael, (T-G) Sacramento St.	77	1986
Blackmore, Richard, (CB) Mississippi St.	27	1979-82
Blaine, Ed, (G) Missouri	64	1963-66
Bleamer, Jeff, (T) Penn State	67	1975-76
Bleeker, Mel, (B) Southern Cal.	49	1944-46
Blue, Luther, (WR) Iowa St.	80	1980
Blye, Ron, (RB) Notre Dame	33	1969
Boatswain, Harry, (G/T) New Haven	69	1995, 1997
Boedeker, William, (B) DePaul	21	1950
Bogren, Vince, (E) New Mexico	73	1944
†Bolden, Gary, (DT) S.W. Oklahoma	65	1987
Boniol, Chris, (K) Louisiana Tech	38	1997-98
Booly, John, (DB) Texas Christian	42	1991-92
Boryla, Mike, (QB) Stanford	10	1974-76
Bostic, James, (RB) Auburn	27	1998-99
Bostic, Jason, (CB) Georgia Tech	32	1999-2000
Bouggess, Lee, (B) Louisville	46	1970-73
Boule, Kevin, (RB) Mississippi St.	35, 33	1995-96
Bova, Tony, (E) St. Francis	85	1943
†Bowman, Kevin, (WR) San Jose St.	83	1987
Boykin, Deral, (S) Louisville	25	1996
Bradley, Bill, (FS) Texas	28	1969-76
†Bradley, Carlos, (LB) Wake Forest	59	1987
Bradley, Harold, (G) Iowa	65	1958
Brady, Rickey, (TE) Oklahoma	87	1995
Bredice, John, (E) Boston U.	89	1956
Brennan, Leo, (T) Holy Cross	70	1942
Brewer, John, (B) Louisville	36	1952-53
Brian, William, (T) Gonzaga	31	1935-36
Brister, Bubby, (QB) NE Louisiana	6	1993-94

Boldface denotes players on 2000 preseason roster † - Denotes replacement players during 1987 strike



M E D I A G U I D E

NAME (POS.) COLLEGE	UNIFORM #	YR. EAGLE
Britt, Rankin, (E) Texas A&M	18	1939
Brodnicki, Chuck, (T) Temple	30	1934
Brooks, Barrett, (T) Kansas State	76	1995-98
Brooks, Clifford, (DB) Tenn. State	23	1975-76
Brooks, Tony, (RB) Notre Dame	39	1992-93
Brookshier, Tom, (B) Colorado	45, 40	1953, 1956-61
Broughton, Luther, (TE) Furman 49, 86, 88, 84	1997, 1999-00	
Brown, Aaron, (LB) Ohio State	90	1985
Brown, Bob, (T) Nebraska	76	1964-68
Brown, Cedrick, (CB) Washington	23	1987
Brown, David, (LB) Miami (OH)	56	1987
Brown, Deauntae, (CB) Central State (OH)	35	1997
Brown, Fred, (LB) Miami (FL)	55, 87	1967-69
Brown, Greg, (DE) Kansas St.	98	1981-86
Brown, Jerome, (DT) Miami (FL)	99	1987-91
Brown, Na, (WR) North Carolina	85	1999*
Brown, Reggie, (RB) Oregon	24	1987
Brown, Thomas, (DE) Baylor	97	1980
Brown, Tim, (B) Ball St.	22	1960-67
Brown, Willie, (F) Southern Cal.	23	1966
Brumm, Don, (DE) Purdue	80	1970-71
Brunski, Andrew, (C) Temple	62	1943
Bryant, Bill, (CB) Grambling	25	1978
Brzezinski, Doug, (G) Boston College	74	1999*
Buckhalter, Correll, (RB) Nebraska	28	2001*
Budd, Frank, (E) Villanova	20	1962
Bukant, Joe, (B) Wash. U. (St. Louis)	36	1938-40
Bulaich, Norm, (RB) Tex. Christian	36	1973-74
Bull, Ron, (B) Baylor	47	1971
Bunting, John, (LB) N. Carolina	95	1972-82
Burgess, Derrick, (LB/DE) Mississippi	59	2001*
Burk, Adrian, (B) Baylor	10	1951-56
Burke, Mark, (DB) West Virginia	29	1976
Burks, Diallo, (WR) E. Kentucky	42, 89, 86	1996
Burnette, Tom, (B) No. Carolina	19	1938
Burnham, Lem, (DE) U.S. International	67	1977-80
Burnine, Hank, (E) Missouri	84	1956-57
Burroughs, Don, (B) Colorado St.	45	1960-64
Bushby, Thomas, (B) Kansas State	45	1935
Buss, Art, (T) Michigan St.	45, 12	1936-37
Butler, Bob, (G) Kentucky	53	1962
Butler, John, (B) Tennessee	27	1943, 1945
Byars, Keith, (RB) Ohio State	42, 41	1986-92
Byrne, Bill, (G) Boston College	66	1963

C C C C

Cabrelli, Larry, (E) Colgate	84	1941-47
Caesar, Ivan, (LB) Boston College	53	1993
Caffey, Lee Roy, (LB) Texas A&M	52	1963
Cagle, Jim, (DT) Georgia	78	1974
Cahill, Dave, (DT) Arizona St. (Flagstaff)	58	1966
Caldwell, Mike, (LB) Middle Tennessee St.	56	1998-2001
Calhoun, Don, (RB) Kansas State	30	1982
Calicchio, Lonny, (K) Mississippi	17	1997
Calloway, Ernie, (DT) Texas South	57, 77	1969-72
Campbell, Glenn, (E) Emporia Teachers	29	1935
Campbell, Marion, (T) Georgia	78	1956-61
Campbell, Slan, (G) Iowa State	64	1959-61
Campbell, Tommy, (DB) Iowa State	37	1976
Campfield, Billy, (RB) Kansas	37	1978-82
Campion, Thomas, (T) Southeast La.	72	1947
Canale, Rocco, (G) Boston College	73	1943-45
Carmichael, Harold, (WR) Southern	17	1971-83
Carollo, Joe, (T) Notre Dame	76	1969-70
Carpe, Joe, (T) Millikin	NA	1933
Carpenter, Rob, (WR) Syracuse	81	1995
Carr, Earl, (RB) Florida	32	1979
Carr, Jim, (B) Morris Harvey	21	1959-63
Carriocico, Russ, (G) Virginia	64	1955
Carroll, Terrence, (S) Oregon St.	33	2001
Carson, Carlos, (WR) LSU	87	1989

NAME (POS.) COLLEGE	UNIFORM #	YR. EAGLE
Carter, Kris, (WR) Ohio State	80	1987-89
Carter, Joe, (E) Austin	31, 17	1933-40
Case, Pete, (G) Georgia	67	1962-64
Cassady, Howard, (B) Ohio State	41	1962
Castiglia, Jim, (B) Georgetown	31	1941, 1945-46
Caterbone, Thomas, (CB) Frank. & Marsh.	49	1987
Catlin, Tom, (LB) Oklahoma	63	1959
Cavanaugh, Matt, (QB) Pittsburgh	6	1986-89
Caver, Quinton, (LB) Arkansas	55	2001*
Cemore, Tom, (G) Creighton	61	1941
Ceppetelli, Gene, (C) Villanova	54	1968-69
Chalenski, Mike, (DL) UCLA	71	1993-95
Chapura, Dick, (DT) Missouri	97	1990
Cheek, Louis, (T) Texas A&M	75	1990
Cherry, Je'Rod, (S) California	25	2000
Cherundolo, Chuck, (C) Penn State	21	1940
Chesley, Al, (LB) Pittsburgh	59	1979-82
Chesson, Wes, (WR) Duke	21	1973-74
Christensen, Jeff, (QB) Eastern Illinois	11	1984-85
Chuy, Don, (G) Clemson	66	1969
Cifelli, Gus, (T) Notre Dame	77	1954
Clark, Al, (CB) Eastern Michigan	21	1976
Clark, Mike, (K-E) Texas A&M	84	1963
Clark, Myers, (B) Ohio State	28	1934
Clark, Willie, (CB) Notre Dame	25	1997
Clarke, Ken, (DE) Syracuse	71	1978-87
Clayton, Don, (T) No College	NA	1936
Clemens, Topper, (RB) Wake Forest	27	1987
Cobb, Garry, (LB) Southern Cal.	50	1985-87
Cody, Bill, (LB) Auburn	66	1972
Colavito, Rocky, (LB) Wake Forest	58	1975
Cole, John, (B) St. Joseph's	37	1938-40
Coleman, Al, (DB) Tennessee State	8	1972
Collie, Bruce, (G) Texas-Arlington	69	1990-91
Colman, Wayne, (DB) Temple	49	1968-69
Combs, William, (E) Purdue	82	1942
Concannon, Jack, (QB) Boston College	3	1964-66
Conjar, Larry, (B) Notre Dame	25	1968
Conlin, Ray, (DT) Ohio St.	91	1987
Conner, Darion, (DE) Jackson St.	93	1996-97
Conti, Enio, (G) Bucknell	51	1941-45
Conwell, Joe, (T) North Carolina	79	1986-87
Cook, Leon, (T) Northwestern	72	1942
Cook, Rashard, (S) Southern Cal.	42	1999*
Cooke, Ed, (E) Maryland	86	1958
Cooper, Evan, (DB-KR) Michigan	21	1984-87
Cooper, Louis, (LB) Western Carolina	52	1993
Cooper, Richard, (T) Tennessee	77	1996-98
Copeland, Russell, (WR) Memphis State	86	1997-98
Cornish, Frank, (C) UCLA	68	1995
Coston, Zed, (C) Texas A&M	23	1939
Cothren, Paige, (B) Mississippi	45	1959
Cowher, Bill, (LB) No. Carolina St.	57	1983-84
Cowhig, Jerry, (B) Notre Dame	36	1951
Crabb, Claude, (B) Colorado	23	1964-65
Craft, Russ, (B) Alabama	33	1946-53
Crafts, Jerry, (T/G) Louisville	73, 66	1997-98
Crawford, Charles, (RB) Okla. State	45	1986-87
Crech, Bob, (LB) Texas Christian	58	1971-72
Creswell, Smiley, (DE) Michigan St.	92	1985
Crews, Terry, (LB) Western Michigan	54	1996
Cronin, Bill, (E) Boston College	87	1965
Cross, Irv, (DB) Northwestern	27	1961-65, 1969
Crowe, Larry, (RB) Texas Southern	47	1972
Crutchfield, Darrel, (CB) Clemson	29	2001*
Cuba, Paul, (T) Pittsburgh	23, 21	1933-35
Culbreath, Jim, (FB) Oklahoma	32	1980
Cullars, Willie, (DE) Kansas State	75	1974
Cumby, George, (LB) Kentucky	91	1987
Cunningham, Dick, (LB) Arkansas	51	1973
Cunningham, Randall, (QB) UNLV	12	1985-95

Boldface denotes players on 2000 preseason roster

T - Denotes replacement players during 1987 strike



M E D I A G U I D E

NAME (POS.) COLLEGE	UNIFORM #	YR. EAGLE
Cuppoletti, Bree, (G) Oregon	37	1939-40
Curcio, Mike, (LB) Temple	57	1981-82
Curlis, Scott, (LB) New Hampshire	91	1988
D D D D D		
D'Agostino, Frank, (G) Auburn	66	1956
Darby, Byron, (DE-TE) Southern Cal.	94	1983-86
Darling, James, (LB) Washington State	57	1997-2000
Darwin, Matt, (C) Texas A&M	78	1986-90
Davis, Al, (B) Tennessee St.	43	1971-72
Davis, Antone, (T) Tennessee	77, 78	1991-95
Davis, Bob, (B) Kentucky	27	1992
Davis, Norm, (G) Grambling	64	1970
Davis, Pernell, (DT) Alabama-Birmingham	93	1999-2000
Davis, Stan, (WB) Memphis St.	81	1973
Davis, Sylvester, (B) Geneva	16	1933
Davis, Vern, (DB) W. Michigan	16	1971
Dawkins, Brian, (FS) Clemson	20	1996*
Dawson, Dale, (K) E. Kentucky	4	1988
Dean, Ted, (B) Wichita	35	1960-63
DeLine, Steve, (K) Colorado St.	2	1989
Dellenbach, Jeff, (G/C) Wisconsin	66	1999
DeLuca, Jerry, (T) Middle Tennessee St.	74	1959
Demas, George, (G) Wash. & Jeff.	27	1933
Dempsey, Jack, (T) Bucknell	27	1934, 1937
Dempsey, Tom, (K) Palomar J.C.	19	1971-74
Dennard, Mark, (C) Texas A&M	65	1984-85
Dent, Richard, (DE) Tennessee State	95	1997
DeSantis, Dan, (B) Niagara	49	1941
Detmer, Koy, (QB) Colorado	10	1997*
Detmer, Ty, (QB) BYU	14	1996-97
DeVaughn, Dennis, (DB) Bishop	25	1982-83
Dial, Alan, (DB) UCLA	24	1989
Dial, Benji, (B) E. New Mexico	4	1967
Diaz-Infante, David, (G) San Jose State	63	1999
DiFippo, Dave, (G) Villanova	26, 69	1941
Dimmick, Tom, (T) Houston	65	1956
Dimry, Charles, (CB) UNLV	38	1997
Dingle, Nate (LB) Cincinnati	55	1995
DiRenzo, Danny, (P) No College	82	1948
Dirks, Mike, (G) Wyoming	62	1968-71
Disend, Leo, (T) Albright	73	1943
Ditka, Mike, (E) Pittsburgh	89, 98	1967-68
Dixon, Al, (TE) Iowa State	86	1983
Dixon, Floyd, (WR) Stephen F. Austin	84	1992
Dixon, Ronnie, (DT) Cincinnati	90	1995-96
Dixon, Zachary, (RB) Temple	25	1980
Dobbins, Herb, (T) San Diego State	67	1974
Dorow, Al, (B) Michigan St.	10	1957
Dorsey, Dean, (K) Toronto	2	1988
Doss, Noble, (B) Texas	45	1947-48
Douglas, Dameane, (WR) California	82	1999*
Douglas, Hugh, (LB/DE) Central St. (OH)	53	1998*
Douglas, Merrill, (B) Utah	33	1962
Douglas, Otis, (T) W & W	71	1946-49
Dow, Elwood, (B) W. Texas St.	14	1938-40
Dowda, Harry, (B) Wake Forest	44	1954-55
Doyle, Ted, (T) Nebraska	72	1943
Drake, Joe, (DT) Arizona	99	1985
Drake, Troy, (T) Indiana	75	1995-97
Drummond, Robert, (RB) Syracuse	36	1989-91
Duckworth, Bobby, (WR) Arkansas	80	1986
Dudley, Paul, (B) Arkansas	28	1963
Dumbauld, John, (DE) Kentucky	93	1987-88
Duncan, Rick, (K) E. Montana St.	32	1968
Dunek, Ken, (TE) Memphis State	86	1980
Dunn, Jason, (TE) E. Kentucky	87	1996-98
Dunstan, Bill, (DT) Utah St.	61	1973-76
Durko, John, (E) Albright	88	1944

E E E E E

Edwards, Anthony, (WR) N. Mx. Highlands .841989-90

NAME (POS.) COLLEGE	UNIFORM #	YR. EAGLE
Edwards, Herman, (DB) San Diego St.	46	1977-85
Ehlers, Tom, (LB) Kentucky	59	1975-77
Eibner, John, (T) Kentucky	76, 77	1941-42, 1946
Eiden, Edmund, (B) Scranton	71	1944
Elewonibi, Moe, (T) BYU	65	1995
Ellis, Drew, (T) TCU	35	1938-40
Ellis, Ray, (S) Ohio State	24	1981-85
Elstrom, Marvin, (B) Oklahoma City	10	1934
Emanuel, Charles, (S) West Virginia	47	1997
Emelianchik, Pete, (E) Richmond	39	1967
Emmons, Carlos, (LB) Arkansas State	51	2000*
Emmons, Franklin, (B) Oregon	44	1940
Engles, Rick, (P) Tulsa	13	1978
Enke, Fred, (B) Arizona	17	1952
Erdliiz, Richard, (B) Northwestern	11, 30	1942, 1945
Estes, Larry, (DE) Alcorn A&M	81	1972
Evans, Byron, (LB) Arizona	56	1987-94
Evans, Donald, (DE) Wins.-Salem St.	77	1988
Evans, Mike, (C) Boston College	59	1968-73
Everett, Eric, (CB) Texas Tech	42	1988-89
Everett, Major, (FB) Miss. College	39	1983-85
Everitt, Steve, (C) Michigan	61	1997-99

F F F F F

Fagioli, Carl, (G) No College	77	1944
Farmer, Ray, (LB) Duke	55	1996-98
Farragut, Ken, (C) Mississippi	53	1951-54
Fazio, Ron, (TE) Maryland	87	1987
Feagles, Jeff, (P) Miami (FL)	5	1990-93
Feather, E.E., (B) Kansas State	NA	1933
Feehery, Gerry, (C-G) Syracuse	67	1983-87
Feeley, A.J., (QB) Oregon	14	2001*
Felber, Fred, (E) No. Dakota	32	1933
Feller, Happy, (K) Texas	1	1971
Fencl, Richard, (E) Northwestern	29	1933
Ferko, John, (G) West Chester	11, 19	1937-38
Ferrante, Jack, (E) No College	83, 87	1941, 1944-50
Ferris, Neil, (B) Loyola (CA)	27	1952
Fiedler, Bill, (G) Pennsylvania	38	1938
Fiedler, Jay, (QB) Dartmouth	11	1994-95
Field, Richard, (G) No College	NA	1939-40
Finn, Mike, (T) Arkansas - Pine Bluff	79	1994
Finneran, Brian, (WR) Villanova	86	1999
Fitzgerald, Mickey, (FB) Virginia Tech.	38	1981
Fitzkee, Scott, (WR) Penn State	81	1979-80
Flores, Mike, (DT) Louisville	95, 96	1991-94
Floyd, Eric, (G) Auburn	61	1992-93
Floyd, DeShawn, (LB) Kansas State	54, 52	1997
Folsom, Steve, (TE) Utah	86	1981
Fontenot, Chris, (TE) McNeese State	85	1998
Ford, Charles, (DB) Houston	32	1974
Ford, Fredric, (CB) Mississippi Valley State	46	1997
Foules, Elbert, (CB) Alcorn State	29	1983-87
Fox, Terry, (B) Miami (Fla.)	36	1941, 1945
Frahm, Herald, (B) Nebraska	NA	1935
Fraleigh, Hank, (C/G) Robert Morris	63	2000*
Frank, Joseph, (T) Georgetown	61, 70	1941, 1943
Franklin, Cleveland, (RB) Baylor	30	1977-78
Franklin, Tony, (K) Texas A&M	1	1979-83
Franks, Dennis, (C) Michigan	53	1976-78
Frazier, Derrick, (CB) Texas A&M	23	1993-95
Freeman, Bob, (B) Auburn	41	1960-61
Frey, Glenn, (B) Temple	32	1936-37
Friedlund, Bob, (E) Michigan St.	85	1946
Friedman, Bob, (G) Washington	72	1944
Fritts, George, (T) Clemson	71	1945
Fritz, Ralph, (G) Michigan	63	1941
Fritzsche, Jim, (T-G) Purdue	72	1983
Frizzell, William, (S) No. Carolina Central	33	1986-90
Fryar, Irving, (WR) Nebraska	80	1996-98
Fuller, Frank, (T) Kentucky	72	1963
Fuller, James, (S) Portland State	22	1996

Boldface denotes players on 2002 preseason roster † - Denotes replacement players during 1987 strike



M E D I A G U I D E

NAME (POS.) COLLEGE	UNIFORM #	YR. EAGLE
Fuller, William, (DE) North Carolina	95	1994-96
G G G G		
Gabbard, Steve, (OT) Florida St.	67	1989
Gabriel, Roman, (B) N. Carolina St.	5, 18	1973-77
Gambold, Bob, (B) Washington St.	14	1953
Gaona, Bob, (T) Wake Forest	64	1957
Gardner, Barry, (LB) Northwestern	52	1999*
Garner, Charlie, (RB) Tennessee	25, 30	1994-98
Garrity, Gregg, (WR) Penn State	86	1984-89
Gary, Russell, (DB) Nebraska	24, 38	1986
Gauer, Charles, (E) Colgate	32, 85	1943-45
Gay, Blenda, (DE) Fayetteville St.	68	1975-76
George, Ed, (T) Wake Forest	64	1976-78
George, Raymond, (T) Southern Cal.	23, 42	1940
Gerber, Elwood, (G) Alabama	62	1941-42
Gerhard, Chris, (FS) E. Stroudsburg	46	1987
Gerhart, Tom, (DB) Ohio University	25	1992
Gersbach, Carl, (LB) West Chester	69	1970
Ghecas, Lou, (B) Georgetown	11	1941
Giammona, Louie, (RB) Utah State	33	1978-82
Giancaneelli, Hal, (B) Loyola (CA)	27	1953-56
Giannelli, Mario, (G) Boston Col.	64	1948-51
Gibbs, Pat, (DB) Lamar	64	1972
Gibron, Abe, (G) Purdue	65	1956-57
Giddens, Frank, (T) New Mexico	79	1981-82
Giddens, Herschel, (T) Louisiana Tech	26	1938
Gilbert, Lewis, (TE) Florida	86	1980
Giles, Jimmie, (TE) Alcorn St.	83	1987-89
Gill, Roger, (B) Texas Tech	32	1964-65
Gilmore, Jim, (T) Ohio State	75	1986
Ginney, Jerry, (G) Santa Clara	31	1940
Glass, Glenn, (B) Tennessee	49	1964-65
Gloden, Fred, (B) Tulane	37	1941
Glover, Rich, (DT) Nebraska	69	1975
Goebel, Brad, (QB) Baylor	81	1991
Golden, Tim, (LB) Florida	9	1985
Goldston, Ralph, (B) Youngstown State	22	1952, 1954-55
Golic, Mike, (DT) Notre Dame	90	1987-92
Gollomb, Rudy, (G) Carroll (Wis.)	14	1936
Gonya, Robert, (T) Northwestern	27	1933-34
Goode, John, (TE) Youngstown State	87	1985
Goode, Rob., (B) Texas A&M	28	1955
Goodwin, Marvin, (FS) UCLA	32	1994
Goodwin, Ron, (E) Baylor	31, 81	1963-68
Gorecki, Chuck, (LB) Boston College	51	1987
Gossage, Gene, (E) Northwestern	79	1960-62
Gouveia, Kurt, (LB) BYU	54	1995
Graham, Dave, (T) Virginia	78	1963-69
Graham, Jeff, (WR) Ohio State	81	1998
Graham, Lyle, (C) Richmond	51	1941
Graham, Tom, (G) Temple	NA	1935
Grant, Bud, (E) Minnesota	86	1951-52
Grant, Otis, (WR) Michigan St.	81	1987
Grasmanis, Paul (DT) Notre Dame	96	2000*
Graves, Ray, (C) Tennessee	51, 52	1942-43, 1946
Gray, Cecil, (G-DT) No. Carolina	71	1990-91
Gray, Jim, (B) Toledo	28	1967
Gray, Mel, (KR/RB) Purdue	28	1997
Green, Donnie, (T) Purdue	74	1977
Green, John, (E) Tulsa	89	1947-51
Green, Roy, (WR) Henderson St.	81	1991-92
Gregg, Kelly, (DT) Oklahoma	94	1999-2000
Gregory, Ken, (E) Whittier	80	1962
Griffin, Don, (CB) Middle Tenn. State	28	1996
Griffin, Jeff, (CB) Utah	45	1987
Griggs, Anthony, (LB) Ohio State	98	1982-85
Grooms, Elois, (DE) Tennessee Tech	58	1987
Gros, Earl, (B) LSU	34	1964-66
Grossman, Burt, (DE) Pittsburgh	69	1994
Gudd, Leonard, (E) Temple	NA	1934

NAME (POS.) COLLEGE	UNIFORM #	YR. EAGLE
Gude, Henry, (G) Vanderbilt	73	1946
Guglielmi, Ralph, (QB) Notre Dame	17	1963
Guillory, Tony, (LB) Lamar Tech	61	1969
Gunn, Mark, (DL) Pittsburgh	96	1995-96
Gunnels, Riley, (T) Georgia	74	1960-64
H H H H		
Hackney, Elmer, (B) Kansas State	20	1940-41
Haddix, Michael, (FB) Mississippi St.	26	1983-88
Haden, Nick, (G) Penn State	62	1986
Hager, Britt, (LB) Texas	54	1989-94
Hairston, Carl, (DE) Maryland East. Shore	78	1976-83
Hajek, Charles, (C) Northwestern	8	1934
Hall, Irving, (B) Brown	32	1942
Hall, Rhelt, (DT) California	97	1995-98
Hallstrom, Ron, (G) Iowa	65	1993
Halverson, Bill, (T) Oregon State	75	1942
Halverson, Dean, (LB) Washington	56	1973-76
Hamilton, Ray, (E) Arkansas	18, 42	1940
Hamilton, Skip, (DT) Southern	99	1987
Hamiter, Uhurru, (DE) Delaware State	91	2000-2001
Hamner, Thomas, (RB) Minnesota	33	2000
Hampton, Dave, (RB) Wyoming	34	1976
Hampton, William, (CB) Murray State	41	2001*
Hankton, Karl, (WR) Trinity College (IL)	82	1998
Hansen, Roscoe, (T) No. Carolina	73	1951
Hanson, Homer, (C) Kansas State	NA	1935
Hanson, Thomas (Swede), (B) Temple	14, 42	1933-37
Harding, Roger, (DB) Nicholls	28	1987
Harding, Roger, (C) California	72	1947
Hardy, Andre, (RB) St. Mary's (CA)	47	1984
Hargrove, Marvin, (WR) Richmond	80	1990
Harmon, Andy, (DT) Kent St.	91	1991-97
Harper, Maurice, (C) Austin	10	1937-40
Harrington, Perry, (RB) Jackson St.	35	1980-83
Harris, Al, (LB) Arizona St.	95	1989-90
Harris, Al, (CB) Texas A&M-Kingsville	31	1998*
Harris, Jim, (B) Oklahoma	20	1957
Harris, Jon, (DE) Virginia	90	1997-98
Harris, Leroy, (FB) Arkansas State	20	1979-82
Harris, Richard, (DE) Grambling	84	1971-73
Harris, Rod, (WR) Texas A&M	80	1990-91
Harris, Tim, (DE) Memphis State	97	1993
Harrison, Bob, (LB) Oklahoma	42	1962-63
Harrison, Dennis, (DE) Vanderbilt	68	1978-84
Harrison, Granville, (E) Mississippi St.	80	1941
Hart, Dick, (G) No. College	71	1967-71
Hartman, Fred, (T) Rice	73	1948
Harvey, Richard, (DB) Jackson State	41	1970
Haskins, Jon, (LB) Stanford	52	1998
Hauk, Tim, (SS) Montana	45	1999-2001
Hawkins, Ben, (FL) Arizona State	18	1966-73
Hayden, Aaron, (RB) Tennessee	33	1998
Hayden, Ken, (C) Arkansas	50	1942
Hayes, Ed, (DB) Morgan State	47	1970
Hayes, Joe, (WR-KR) Central St. (OK)	80	1984
Haymond, Alvin, (B) Southern Univ.	30	1968
Heath, Jo Jo, (DB) Pittsburgh	29	1981
Henson, Vaughn, (RB) Virginia Tech	45, 20	1993-95
Heck, Ralph, (LB) Colorado	43	1963-65
Hegamin, George, (G/T) NC State	69	1998
Heller, Ron, (T) Penn State	73	1988-92
Henderson, Jerome, (CB) Clemson	26	1995
Henderson, Zac, (S) Oklahoma	24	1980
Hendrickson, Steve (LB) California	48	1995
Henry, Maurice, (LB) Kansas State	53	1990
Henry, Wally, (WR) UCLA	89	1977-82
Henson, Gary, (E) Colorado	80	1963
Herrod, Jeff, (LB) Mississippi	54	1997
Hershey, Kirk, (E) Cornell	80	1941
Hertel, Rob, (QB) Southern Cal.	16	1980
Hewitt, Bill, (E) Michigan	56, 82	1936-39, 1943

Boldface denotes players on 2002 preseason roster † - Denotes replacement players during 1987 strike



M E D I A G U I D E

NAME (POS.) COLLEGE	UNIFORM #	YR. EAGLE
Higgins, Tom, (T) No. Carolina	71	1954-55
Higgs, Mark, (RB) Kentucky	22	1989
Hill, Fred, (E) Southern Cal.	86	1965-71
Hill, King, (B) Rice	10	1961-68
Hinkle, Jack, (B) Syracuse	43	1941-47
Hix, Billy, (E) Arkansas	85	1950
Hoage, Terry, (S) Georgia	34	1986-90
Hoague, Joe, (B) Colgate	13	1943
Hobbs, Bill, (LB) Texas A&M	56	1969-71
Hogan, Mike, (FB) UT-Chattanooga	30, 35	1976-78, 1980
Holcomb, William, (T) Texas Tech.	NA	1937
Holly, Bob, (QB) Princeton	12	1984
Holmes, Lester, (G) Jackson State	73	1993-96
Hooks, Alvin, (WR) Cal-Northridge	80	1981
Hoover, Mel, (WR) Arizona State	85	1982-84
Hopkins, Wes, (FS) S.M.U.	48	1983-93
Horan, Mike, (P) Long Beach St.	2	1984-85
Hord, Roy, (G) Duke	64	1962
Horn, Marty, (QB) Lehigh	14	1987
Horrell, Bill, (G) Michigan State	62	1952
Hoss, Clark, (TE) Oregon	80	1973
Howard, Bob, (CB) San Diego St.	23	1978-79
Howell, Lane, (T) Grambling	79	1965-69
Hoyem, Lynn, (G) Long Beach St.	63	1964-67
Hoying, Bobby, (QB) Ohio State	7	1996-98
Hrabetin, Frank, (T) Loyola (CA)	71	1942
Huarte, John, (QB) Notre Dame	7	1968
Hudson, Bob, (B) Clemson	42, 88	1953-55, '57-58
Hudson, John, (G) Auburn	66	1991-95
Hughes, Chuck, (FL) Texas El Paso	13	1967-69
Hughes, William, (C) Texas	15, 29	1937-40
Hultz, Don, (DT) U. of South Miss.	83	1964-73
Humber, Dick, (E) Richmond	81	1941, 1945-49
Humphrey, Claude, (DE) Tennessee St.	87	1979-81
Hunt, Calvin, (C) Baylor	54	1970
Hunter, Herman, (RB-KR) Tennessee St.	36	1985
Huth, Gerry, (G) Wake Forest	54, 65	1959-60
Hutton, Tom, (P) Tennessee	4	1995-98
Huxhold, Ken, (G) Wisconsin	63	1954-58
Huzvar, John, (B) No. Carolina St.	38	1952
Ignatius, James, (G) Holy Cross	NA	1935
Illman, Ed, (B) Montana U.	NA	1933
Ingram, Mark, (WR) Michigan State	85	1996
Irvine, Willie, (B) Florida A&M	81	1953
Jackson, Al, (CB) Georgia	26	1994
Jackson, Bob, (B) Alabama	28	1960
Jackson, Don, (B) No. Carolina	10, 50	1936
Jackson, Earnest, (RB) Texas A&M	41	1985-86
Jackson, Greg, (FS) LSU	47	1994-95
Jackson, Harold, (WR) Jackson St.	29	1969-72
Jackson, Johnny, (DE) Southern	62	1977
Jackson, Keith, (TE) Oklahoma	88	1988-91
Jackson, Kenny, (WR) Penn St.	81, 83, 84	1984-88, '90-91
Jackson, Randy, (RB) Wichita State	33	1974
Jackson, Trenton, (FL) Illinois	27	1966
Jacobs, David, (K) Syracuse	4	1987
Jacobs, Proverb, (T) California	67	1958
James, Angelo, (CB) Sacramento St.	42	1987
James, "Po," Ronald (RB) N. Mexico St.	27, 33	1972-75
Janet, Ernie, (T) Washington	64	1975
Jarmoluk, Mike, (T) Temple	78	1949-55
Jarvis, Toimi, (B) No. Illinois State	32	1944
Jasper, Edward, (DT) Texas A&M	74	1997-98
Jaworski, Ron, (QB) Youngstown St.	7	1977-86
Jefferson, Greg, (DE) Central Florida	79	1995-2000
Jefferson, William, (B) Miss. State	43	1942
Jelsky, Tom, (T) Purdue	77	1985-86
Jells, Dietrich, (WR) Pittsburgh	83	1998-99

NAME (POS.) COLLEGE	UNIFORM #	YR. EAGLE
Jenkins, Izel, (CB) N. Carolina St.	46	1988-92
Jeter, Tommy, (DT) Texas	98	1992-95
Jiles, Dwayne, (LB) Texas Tech	53	1985-89
Johansson, Ove, (K) Abilene Christian	10	1977
Johnson, Albert, (B) Kentucky	44	1942
Johnson, Alonzo, (LB) Florida	54	1986-87
Johnson, Alvin, (B) Hardin-Simmons	27	1948
Johnson, Bill, (DT) Michigan State	94	1998-99
Johnson, Charles, (WR) Colorado	81	1999-2000
Johnson, Charlie, (MG) Colorado	65	1977-81
Johnson, Chris, (DB) Millersville	30	1987
Johnson, Don, (B) California	40	1953-55
Johnson, Dwight, (DE) Baylor	62	2000
Johnson, Eric, (DB) Washington St.	49	1977-78
Johnson, Gene, (B) Cincinnati	27	1959-60
Johnson, Jay, (LB) E. Texas St.	48	1969
Johnson, Jimmie, (TE) Howard	88	1995-98
Johnson, Kevin, (DT) Texas Southern	94	1995-96
Johnson, Maurice, (TE) Temple	87	1991-94
Johnson, Norm, (K) UCLA	9	1999
Johnson, Reggie, (TE) Florida St.	80	1995
Johnson, Ron, (WR) Long Beach St.	85	1985-89
Johnson, Vaughan, (LB) N. Carolina St.	52	1994
Jonas, Don, (B) Penn State	33	1962
Jones, Chris T., (WR) Miami, (Fla.)	82	1995-97
Jones, Don, (B) Washington	22	1940
Jones, Harry, (B) Arkansas	23	1967-71
Jones, Jimmie, (DT/DE) Miami, (Fla.)	98	1997
Jones, Joe (DE) Tennessee State	64	1974-75
Jones, Julian, (S) Missouri	27	2001-*
Jones, Preston, (QB) Georgia	8	1993
Jones, Ray, (DB) Southern U.	21	1970
Jones, Spike, (P) Georgia	6	1975-77
Jones, Tyrone, (DB) Arkansas State	31	1989
Jordan, Andrew, (TE) Western Carolina	49	1998
Jorgensen, Carl, (T) St. Mary's	42	1935
Joseph, James, (RB) Auburn	32	1991-94
Joyner, Seth, (LB) Texas-El Paso	59	1986-93
Jurgensen, Sonny, (QB) Duke	9	1957-63
K K K K K		
Kab, Vyto, (TE) Penn State	84	1982-85
Kalu, N.D., (DE) Rice	53, 94	1997, 2001-*
Kane, Carl, (B) St. Louis	36	1936
Kapele, John, (T) Brigham Young	77	1962
Kaplan, Bennie, (G) West Maryland	77	1942
Karnofsky, Sonny, (B) Arizona	40	1945
Kasky, Ed, (T) Villanova	73	1942
Kaufusi, Steve, (DE) BYU	94	1989-90
Kavel, George, (B) Carnegie Tech	NA	1934
Keeling, Ray, (T) Texas	28	1938-39
Keen, Allen, (B) Arkansas	24	1937-38
Kekeris, Jim, (T) Missouri	77	1947
Keller, Ken, (B) North Carolina	23	1956-57
Kelley, Bob, (C) West Tex. St.	50	1955-56
Kelley, Dwight, (LB) Ohio State	51	1966-72
Kelly, Jim, (E) Notre Dame	84	1965-67
Kelly, Joe, (LB) Washington	56	1996
Kemp, Jeff, (QB) Dartmouth	16	1991
Kenneally, George, (E) St. Bonaventure	13	1933-35
Kenney, Steve, (G) Clemson	73	1980-85
Kersey, Merritt, (P) W. Chester St.	37	1974-75
Key, Wade, (G-T) S.W. Texas State	72	1970-80
Keyes, Leroy, (DB) Purdue	20	1969-72
Keys, Howard, (T-C) Okla. St.	61	1960-64
Khayat, Ed, (T) Tulane	73	1958-61, '64-65
Kilroy, Frank, (T) Temple	76	1943-55
Kimmel, Jon, (LB) Colgate	54	1985
Kinder, Randy, (CB) Notre Dame	43	1997
King, Don, (T) Kentucky	71	1956
Kirchbaum, Kelly, (LB) Kentucky	54	1987
Kirkman, Roger, (B) Wash. & Jeff.	19, 3	1933-35

Boldface denotes players on 2002 preseason roster

T - Denotes replacement players during 1987 strike



M E D I A G U I D E

NAME (POS.) COLLEGE	UNIFORM #	YR. EAGLE
Kirksey, Roy, (G) Md. E. Shore	65, 66	1973-74
Kish, Ben, (B) Pittsburgh	44	1942-49
Klingel, John, (DE) E. Kentucky	97	1987-88
Kloppenburger, Harry, (T) Fordham	28	1936
Kmetovic, Pete, (B) Stanford	27	1946
Knapper, Joe, (B) Ottawa U. (Kan.)	11, 24	1934
Knox, Charles, (T) St. Edmonds	29	1937
Koeningger, Art, (C) Chattanooga	30	1933
Kolberg, Elmer, (B) Oregon State	16, 22	1939-40
Koman, Bill, (LB) North Carolina	68	1957-58
Konecny, Mark, (RB-PR) Alma	35	1988
Konopka, John, (B) Temple	15	1936
Kostos, Anthony, (E) Bucknell	NA	1933
Kowalczyk, Walt, (B) Michigan St.	43	1958-59
Kowalkowski, Scott, (LB) Notre Dame	57	1991-93
Kramer, Kent, (E) Minnesota	87	1971-74
Kraynak, Rich, (LB) Pittsburgh	52	1983-86
Kreplfle, Keith, (TE) Iowa State	34	1975-81
Kresky, Joseph, (G) Wisconsin	26, 5	1933-35
Krieger, Robert, (E) Dartmouth	82, 89	1941, 1946
Kriel, Emmet, (G) Baylor	25	1939
Kuczynski, Bert, (E) Pennsylvania	80	1946
Kullman, Mike, (SS) Kutztown St.	35	1987
Kupcinet, Irv., (B) North Dakota	31	1936
Kusko, John, (B) Temple	16, 21	1935-38
L L L L L		
Laack, Galen, (G) Col. of Pacific	64	1958
Lachman, Dick, (B) No College	24	1933-35
Lainhart, Porter, (B) Wash. State	18	1933
Landeta, Sean, (P) Towson State	7	1999*
Landsberg, Mort, (B) Cornell	30	1941
Landsee, Bob, (G-C) Wisconsin	65	1986-87
Lang, Israel, (B) Tenn. St.	29	1964-68
Lankas, James, (B) St. Mary's (Tex.)	43	1942
Lansford, Buck, (T) Texas	79	1955-57
Lapham, Bill, (C) Iowa	54	1960
Larson, Bill, (TE) Colorado State	88	1978
Latimer, Al, (CB) Clemson	29	1979
Laux, Ted, (B) St. Joseph's	15, 27	1942-44
Lavender, Joe, (DB) San Diego St.	30	1973-75
Lavette, Robert, (RB-KR) Georgia Tech	22	1987
Lawrence, Kent, (WR) Georgia	12	1969
Lawrence, Reggie, (WR) N. Carolina St.	80	1993
Lazetich, Pete, (DT) Stanford	73	1976-77
Leathers, Milton, (G) Georgia	27	1933
Le Bel, Harper, (TE) Colorado State	87	1990
Lechthaler, Roy, (G) Lebanon Valley	34	1933
Leebetter, Toy, (B) Oklahoma A&M	25	1950, 1953-55
Lee, Amp, (RB) Florida State	28	2000
Lee, Bernie, (B) Villanova	11	1938
Lee, Byron, (LB) Ohio State	58	1986-87
Leggett, Scott, (G) Central State (OH)	75	1987
LeMaster, Frank, (LB) Kentucky	55	1974-83
Leonard, Jim, (B) Notre Dame	19	1934-37
Leshinski, Ron, (TE) Army	89	1999
Levanitis, Stephen, (T) Boston Col.	72	1942
Lewis, Chad, (TE) BYU	89	1997-4
Lewis, Joe, (T) Compton	71	1962
Leyendecker, Charles, (T) Vanderbilt	35	1933
Lilly, Sammy, (DB) Georgia Tech	37	1989-90
Lince, Dave, (E) N. Dakota	87	1966-67
Lindskog, Vic, (C) Stanford	52	1944-51
Lio, Augie, (G) Georgetown	62	1946
Lipski, John, (C) Temple	20	1933-34
Liske, Pete, (QB) Penn St.	14	1971-72
Little, Greg, (DE) Iowa	99	1987
Little, Dave, (TE) Middle Tennessee State	89	1985-89
Lloyd, Dave, (LB-K) Georgia	52	1963-70
Lofton, James, (WR) Stanford	80	1993
Logan, Randy, (S) Michigan	41	1973-83

NAME (POS.) COLLEGE	UNIFORM #	YR. EAGLE
Long, Matt, (C) San Diego St.	61	1987
Looney, Don, (E) TCU	30	1940
Lou, Ron, (C) Arizona State	30, 51	1975
Louderback, Tom, (LB) San Jose St.	61	1958-59
Love, Clarence, (CB) Toledo	28	1998
Love, Sean, (G) Penn State	64	1997
Lucas, Dick, (E) Boston College	87	1960-63
Lueck, Bill, (G) Arizona	62	1975
Luft, Don, (E) Indiana	89	1954
Lumen, Tom, (G) Purdue	63	1972-78
Lusk, Herb, (RB) Long Beach State	32	1976-78

M M M M M

MacAfee, Ken, (E) Alabama	80	1959
MacDowell, Jay, (E) Washington	85, 88	1946-51
MacMurdo, John, (T) Pittsburgh	6, 20	1934-37
Macioszczyk, Art, (B) W. Michigan	31	1944-47
Mack, Bill, (FL) Notre Dame	25	1964
Mackey, Kyle, (QB) East Texas State	11	1986
Mackrides, Bill, (B) Nevada	39	1947-51
Magee, John, (G) Rice	67	1948-55
Mahalic, Drew, (LB) Notre Dame	54	1976-78
Mallory, John, (B) West Virginia	47	1968
Malone, Art, (RB) Arizona State	26	1975-76
Mamula, Mike, (DE) Boston College	59	1995-2000
Mandarino, Mike, (G) La Salle	62	1944-45
Manning, Roosevelt, (DT) N.E. Okla.	65	1975
Mansfield, Ray, (C) Washington	77	1963
Mansfield, Von, (DB) Wisconsin	45	1982
Manske, Ed, (E) Northwestern	36, 11	1935-36
Manton, Talton, (B) TCU	33	1940
Manzini, Baptiste, (C) St. Vincent's	50, 66	1944-45, 1948
Marchi, Basilio, (C) N.Y.U.	55	1941-42
Marcus, Alex, (E) Temple	20	1933
Mark, Greg, (DE) Miami (FL)	91	1990
Maronic, Duke, (G) No College	61	1944-50
Marshall, Anthony, (SS) LSU	35	1998
Marshall, Larry, (KR) Maryland	22	1974-77
Marshall, Whit, (LB) Georgia	58	1996
Martin, Aaron, (DB) N. Carolina College	42	1966-67
Martin, Cecil, (FB) Wisconsin	38	1999*
Martin, Kelvin, (WR) Boston College	84	1995
Martin, Steve, (DT) Missouri	73, 91	1998-99
Mass, Wayne, (T) Clemson	78	1972
Masters, Bob, (B) Baylor	30, 31, 33	1937-38, 41-43
Masters, Walt, (B) Pennsylvania	53	1936
Matesic, Ed, (B) Pittsburgh	12	1934-35
Matson, Ollie, (B) San Francisco	33	1964-66
Mavraides, Menil, (G) Notre Dame	64, 65	1954, 1957
May, Dean, (QB) Louisville	5	1984
Mayberry, Jermaine, (G/T) Tex. A&M-Kings	71	1996*
Mayes, Rufus, (T) Ohio State	77	1979
Maynard, Les, (B) Rider	21	1933
Mazzanti, Jerry, (E) Arkansas	62	1963
McAfee, Wesley, (B) Duke	40	1941
McAllister, James, (RB) UCLA	43	1975-76
McChesney, Bob, (E) Hardin-Simmons	86	1950
McClellan, Mike, (B) Oklahoma	23	1962-63
McCloskey, Mike, (TE) Penn St.	84	1987
McCrary, Fred, (FB) Mississippi St.	41	1995
McCullough, Hugh, (B) Oklahoma	NA	1943
McCusker, Jim, (T) Pitt	75	1959-62
McDonald, Don, (E) Oklahoma	81	1944-45
McDonald, Lester, (E) Nebraska	76, 26	1940
McDonald, Tommy, (FL) Oklahoma	25	1957-63
McDonough, Robert, (G) Duke	64	1942-46
McFadden, Paul, (K) Youngstown St.	8	1984-87
McHale, Tom, (G-T) Cornell	68	1993-94
McHugh, Pat, (B) Georgia Tech.	49	1947-51
McIntyre, Guy, (G) Georgia	62	1995-96
McKeever, Marlin, (LB) USC	85	1973
McKenzie, Kevin, (WR) Washington State	88	1998

Boldface denotes players on 2002 preseason roster † - Denotes replacement players during 1987 strike



M E D I A G U I D E

NAME (POS.) COLLEGE	UNIFORM #	YR. EAGLE
McKenzie, Raleigh, (C) Tennessee	63	1995-96
McKnight, Dennis, (G) Drake	62	1991
McMahon, Jim, (QB) Brigham Young	9	1990-92
McMillan, Erik, (S) Missouri	43	1993
†McMillen, Dan, (DE) Colorado	94	1987
McMillian, Mark, (DB) Alabama	29	1992-95
McNeill, Tom, (P) Stephen F. Austin	12, 36	1971-73
McNabb, Dexter, (FB) Florida	38	1995
McNabb, Donovan, (QB) Syracuse	5	1999*
McPherson, Don, (QB) Syracuse	9	1988-90
McPherson, Forest, (T) Nebraska	26, 35	1935-37
McRae, Jerrold, (WR) Tennessee State	82	1979
McTyer, Tim, (CB) BYU	24	1997-98
Meadows, Ed, (E) Duke	66	1958
Medved, Ron, (DB) Washington	45	1966-70
Mellekas, John, (T) Arizona	65	1963
Mercer, Giradio, (DT) Marshall	61	2000
†Merkens, Glynne, (QB) Sam Houston St.	19	1993
Meyer, Fred, (E) Stanford	80, 89	1942, 1945
Meyers, John, (T) Washington	75	1964-67
Miano, Rich, (DB) Hawaii	38	1991-94
Michaels, Ed, (G) Villanova	60	1943-46
Michel, Mike, (P-K) Stanford	2	1978
Michels, John, (T) Southern Cal	75	1999
Michels, John, (G) Tennessee	61	1993
Middlebrook, Oren, (WR) Arkansas St.	81	1978
Mike-Mayer, Nick, (K) Temple	1	1977-78
Millard, Keith, (DT) Washington St.	77	1993
Miller, Bubba, (C/G) Tennessee	65	1996-2001
Miller, Don, (B) SMU	46	1954
Miller, Tom, (E) Hampden-Sydney	89	1942-44
Milling, Al, (G) Richmond	51	1942
Milon, Barnes, (G) Austin	30	1934
Mira, George, (QB) Miami (FL)	10	1969
Miraldi, Dean, (T) Utah	64	1982-84
Mitcham, Gene, (E) Arizona St.	80	1958
Mitchell, Brian, (RB/KR) SW Louisiana	30	2000*
Mitchell, Freddie, (WR) UCLA	84	2001*
Mitchell, Leonard, (DE-T) Houston	74, 99	1981-86
Mitchell, Martin, (DB) Tulane	48	1977
†Mitchell, Randall, (NT) UT-Chattanooga	90	1987
Molden, Frank, (T) Jackson State	74	1968
Monk, Art, (WR) Syracuse	85	1995
Monroe, Henry, (CB) Mississippi St.	24	1999
Montgomery, Wilbert, (RB) Abilene Christian	31	1977-84
Montgomery, Monty, (CB) Houston	25	2001
†Mooney, Tim, (DE) W. Kentucky	74	1987
Moore, Damon, (SS) Ohio State	43	1999-2001
Morey, Sean, (WR) Brown	19	2001*
Morgan, Dennis, (KR) Western Illinois	42	1975
Morgan, Mike, (LB) LSU	89	1964-67
Morris, Dwayne, (DT) S.W. Louisiana	69	1985
Morriss, Guy, (C) TCU	50, 62	1973-83
Morse, Bobby, (RB-KR) Michigan St.	36	1987
Mortell, Emmett, (B) Wisconsin	31	1937-39
Moseley, Mark, (K) Stephen F. Austin	3	1997
Moselle, D, (B) Superior (Wisc.) St.	24	1954
Mronkic, George, (T) Kansas	72	1993
Muha, Joe, (B) V.M.I.	36	1946-50
Muhlmann, Horst, (K) No College	16	1975-77
Mulligan, George, (E) Cath. Univ.	42	1936
Murley, Dick, (T) Purdue	68	1956
Murray, Calvin, (HB) Ohio State	42	1981-82
Murray, Eddie, (K) Tulane	3	1994
Murray, Francis, (B) Penn.	11	1939-40
Myers, Brad, (B) Bucknell	46	1958
Myers, Jack, (B) UCLA	32	1948-50

N N N N N

Nacrelli, Andy, (E) Fordham	87	1958
†Nease, Mike, (C-T) Tenn-Chattanooga	78	1987

NAME (POS.) COLLEGE	UNIFORM #	YR. EAGLE
Nelson, Al, (DB) Cincinnati	26	1965-73
Nelson, Dennis, (T) Illinois State	68	1976-77
Nettles, Jim, (DB) Wisconsin	9	1965-68
Newton, Charles, (B) Washington	40	1939-40
Nichols, Gerald, (DT) Florida St.	74	1993
Niland, John, (G) Iowa	74	1975-76
Nipp, Maurice, (G) Loyola (CA)	68	1952-53, 1956
Nocera, John, (LB) Iowa	29	1959-62
Norby, Jack, (B) Idaho	26	1934
Nordquist, Mark, (G) Pacific	68	1968-74
Norton, Jerry, (B) SMU	41	1954-58
Norton, Jim, (T) Washington	73	1968
Nowak, Walt, (E) Villanova	81	1944

O O O O O

Oakes, Don, (T) Va. Tech.	77	1961-62
O'Boyle, Henry, (B) Notre Dame	16	1933
O'Brien, Davey, (B) TCU	5, 8	1939-40
O'Brien, Ken, (QB) Cal-Davis	7	1993
Obst, Henry, (G) Syracuse	22	1933
Oden, Derrick, (LB) Alabama	58	1993-95
Olds, Bill, (RB) Nebraska	38, 39	1976
Oliver, Greg, (RB) Trinity (Texas)	48	1973-74
Oliver, Hubie, (FB) Arizona	34	1981-85
O'Neal, Brian, (FB) Penn State	31	1994
Opperman, Jim, (LB) Colorado State	54	1975
O'Quinn, John, (E) Wake Forest	81	1951
Orday, William, (B) North Dakota	NA	1939
Oristaglio, Bob, (E) Pennsylvania	89	1952
Ormsbe, Elliott, (B) Bradley Tech	40	1946
Osborn, Mike, (LB) Kansas State	57	1978
Osborne, Richard, (TE) Texas A&M	88	1976-78
Outlaw, John, (DB) Jackson St.	20	1973-78
Overmyer, Bill T., (LB) Ashland Coll.	56	1972
Owens, Don, (T) Miss. Southern	70	1958-60

P P P P P

Pacella, Dave, (G-C) Maryland	72	1984
Padlow, Max, (E) Ohio State	28	1935
Paglie, Joe, (B) Clemson	32	1959
Palelei, Lonnie, (T/G) UNLV	77	1999
Palmer, Leslie, (B) N. Carolina St.	40, 84	1948
Panos, Joe, (G) Wisconsin	63, 72	1994-97
Papale, Vince, (WR) St. Joseph's	83	1976-78
Pape, Orrin, (B) Iowa	19	1933
Parker, Artimus, (DB) So. California	24	1974-76
Parker, Rodney, (WR) Tenn. State	83	1980-81
Parmer, Jim, (B) Okla. A&M	43	1948-56
Paschka, Gordon, (G) Minnesota	61	1943
Pastorini, Dan, (QB) Santa Clara	6	1982-83
Pate, Rupert, (G) Wake Forest	63	1942
Patton, Cliff, (G) TCU	65	1946-50
Patton, Jerry, (DT) Nebraska	77	1974
Payne, Ken, (WR) Langston	82	1978
Peaks, Clarence, (B) Mich. State	26	1957-63
Pederson, Doug, (QB) NE Louisiana	14	1999
Peete, Rodney, (QB) Southern Cal	9	1995-98
Pegg, Harold, (C) Bucknell	19	1940
Pellegrini, Bob, (LB) Maryland	53	1956, 1958-61
Penaranda, Jairo, (RB) UCLA	38	1985
Peoples, Woody, (G) Grambling	69	1978-80
Perot, Pete, (G) Northwestern Louisiana	62	1979-84
†Perrino, Mike, (T) Notre Dame	64	1987
Perry, William, (DT) Clemson	90	1993-94
Peters, Floyd, (T) San Fran. St.	72	1964-69
Peters, Volney, (T) Southern Cal.	76	1958
Pettigrew, Gary, (DT) Stanford	88	1966-74
Philbin, Gerry, (DE) Buffalo	77	1973
Phillips, Ray, (LB) Nebraska	52	1978-81
†Phillips, Ray, (DE-LB) No. Carolina St.	93	1987
Piacecky, Albert, (E) Duke	NA	1942
Picard, Bob, (WR) Washington St.	82	1973-76
Pihos, Pete, (E) Indiana	35	1947-55

Boldface denotes players on 2002 preseason roster

† - Denotes replacement players during 1987 strike



M E D I A G U I D E

NAME (POS.) COLLEGE	UNIFORM #	YR. EAGLE
Pilonis, Joe, (E) Temple	18, 28, 2, 24	1934, 1936-37
Pinder, Cyril, (B) Illinois		1968-70
Pinkston, Todd, (WR) Southern Mississippi	87	2000-*
Piro, Henry, (E) Syracuse	89	1941
Pisarcik, Joe, (QB) New Mexico State	9	1980-84
Pitts, Alabama, (B) No College	50	1935
Pitts, Mike, (DT-DE) Alabama	74	1987-92
Pivarnick, Joe, (G) Notre Dame	29	1936
Poage, Ray, (E) Texas	35	1964-65
Pollard, Al, (B) West Point	21	1951-53
Polley, Tom, (LB) Nevada-Las Vegas	57	1985
Pollock, William, (B) Penn Military	44	1943
Porter, Ron, (LB) Idaho	50	1969-72
Poth, Phil, (G) Gonzaga	NA	1934
Powell, Art, (B) San Jose State	87	1959
Powlus, Ron, (QB) Notre Dame	11	2000
Preece, Steve, (DB) Oregon State	33	1970-72
Prescott, Harold, (E) Hardin-Sim	86	1947-49
President, Andre, (TE) Angelo (TX) St.	48	1997
Priestly, Robert, (E) Brown	81	1942
Prisco, Nick, (B) Rutgers	18	1933
Pritchard, Bosh, (B) V.M.I.	30	1942, 1946-51
Pritchett, Stanley, (RB) South Carolina	36	2000
Puetz, Garry, (T) Valparaiso	64	1979
Pylman, Bob, (T) South Dakota St.	39	1938-39
Pyne, Jim, (C/G) Virginia Tech	73	2001
Q Q Q Q Q		
Quick, Mike, (WR) No. Carolina State	82	1982-90
Quinlan, Bill, (E) Michigan St.	83	1963
R R R R R		
Rado, George, (E) Duquesne	27	1937-38
Ragazzo, Phil, (T) West. Reserve	31, 77	1940-41
Ramsey, Herschel, (E) Texas Tech	12, 88	1938-40, 1945
Ramsey, Knox, (G) William & Mary	62	1952
Ramsey, Nate, (DB) Indiana State	24	1963-72
Rash, Lou, (CB) Mississippi Valley St.	28	1984
Raskowski, Leo, (T) Ohio State	45	1935
Ratliff, Don, (DE) Maryland	77	1975
Rauch, John, (B) Georgia	11	1951
Raye, Jim, (DB) Michigan St.	30	1969
Reagan, Frank, (B) Pennsylvania	40	1949-51
Reader, Jamie, (FB) Akron	34	2001-*
Reaves, John, (QB) Florida	6, 7	1972-75
Recher, Dave, (C) Iowa	50, 51	1965-68
Reed, James, (LB) California	57	1977
Reed, Michael, (FB) Washington	39	1998
Reed, Taft, (B) Jackson St.	17	1967
Reese, Henry, (C-LB) Temple	25, 20	1935-39
Reese, Ike, (LB) Michigan State	58	1998-*
Reeves, Ken, (T) Texas A&M	66	1985-89
Reeves, Marion, (DB) Clemson	45	1974
Reichenbach, Mike, (LB) E. Stroudsburg	55	1984-89
Reichow, Jerry, (E) Iowa	17	1960
Reid, Alan, (RB) Minnesota	24	1987
Reid, Mike, (S) N. Carolina St.	42	1993-94
Reilly, Kevin, (LB) Villanova	52	1973-74
Renfro, Leonard, (DT) Colorado	94	1993-94
Renfro, Will, (E) Memphis St.	66	1961
Repko, Jay, (TE) Ursinus	89	1987
Restic, Joe, (E) Villanova	82	1952
Retzlaff, Pete, (E) S. Dakota St.	25, 44	1956-66
Reutl, Ray, (E) V.M.I.	81	1943
Ricca, Jim, (T) Georgetown	71	1955-56
Richards, Bobby, (E) LSU	68	1962-65
Richardson, Paul, (WR) UCLA	81	1993
Richardson, Jess, (T) Alabama	65, 72	1953-61
Riffle, Dick, (B) Albright	45	1938-40
Riley, Lee, (B) Detroit	22	1956, 1958-59
Rimington, Dave, (C) Nebraska	50	1988-89
Ringo, Jim, (C) Syracuse	54	1964-67

NAME (POS.) COLLEGE	UNIFORM #	YR. EAGLE
Rissmiller, Ray, (T) Georgia	77	1966
Roberts, John, (B) Georgia	12	1933-34
Robinson, Burle, (E) Brigham Young	27	1935
† Robinson, Jacque, (FB) Washington	22	1987
Robinson, Jerry, (LB) UCLA	56	1979-84
Robinson, Wayne, (LB) Minnesota	52	1952-56
Robb, Joe, (E) TCU	66	1959-60
Roffler, William, (B) Washington St.	23	1954
Rogalla, John, (B) Scranton	32	1945
Rogas, Dan, (G) Tulane	65	1952
Romanowski, Bill, (LB) Boston College	53	1994-95
Romero, Ray, (G) Kansas State	68	1951
Roper, John, (LB) Texas A&M	53	1993
Rose, Ken, (LB) Nevada-Las Vegas	55	1990-94
† Ross, Alvin, (FB) Central State (OH)	41	1987
Ross, Oliver, (T) Iowa State	73	1999
Rossovich, Tim, (LB) Southern Cal.	82	1968-71
Rossum, Allen, (CB/KR) Notre Dame	25	1998-99
Roton, Herbert, (E) Auburn	18, 36	1937
Roussel, Tom, (LB) So. Miss.	54	1973
Rowan, Everitt, (E) Ohio State	32	1933
Rowe, Robert, (B) Colgate	37	1935
† Royals, Mark, (P) Appalachian St.	5	1987
Rucker, Keith, (DT) Ohio Wesleyan	96	1996
Rudolph, Joe, (G) Wisconsin	64	1995
Runager, Max, (P) South Carolina	4	1979-83, 1989
Runyan, Jon, (T) Michigan	69	2000-*
Russell, Booker, (FB) SW Texas St.	32	1981
Russell, James, (T) Temple	17, 22	1936-37
Russell, Laf, (B) Northwestern	15	1933
Russell, Rusty, (T) South Carolina	79	1984
Ruzek, Roger, (K) Weber St.	7	1989-93
Ryan, Pat, (QB) Tennessee	10	1991
Ryan, Rocky, (E) Illinois	45	1956-58
† Ryzcek, Paul, (C) Virginia	73	1987
Rypien, Mark, (QB) Washington St.	11	1996
S S S S S		
Sader, Steve, (B) No College	33	1943
Saidock, Tom, (T) Michigan St.	75	1957
Sampton, Lawrence, (TE) Texas	87	1982-84
Samson, Michael, (DT) Grambling	98	1996
Sanders, John, (G) SMU	67	1943, 1945
Sanders, John, (DB) South Dakota	26	1977-79
Sanders, Thomas, (RB) Texas A&M	45	1990-91
Sandifer, Dan, (B) LSU	31	1950-51
Sapp, Theron, (B) Georgia	30	1959-63
Savitsky, George, (T) Penn	75	1948-49
Saxon, James, (FB) San Jose State	22	1995
Scarpati, Joe, (B) N. Car. St.	21	1964-69, 1971
Schad, Mike, (G) Queen's (Canada)	79	1989-93
Schau, Ryan, (T/G) Illinois	67	1999-2001
Schaefer, Don, (B) Notre Dame	24	1956
Schmitt, Ted, (C) Pittsburgh	41	1938-40
Schnelker, Bob, (E) Bowling Green	85	1953
Schneller, Bill, (C) Miss	24	1940
Schrader, Jim, (C) Notre Dame	51	1962-64
Schreiber, Adam, (G-C) Texas	76	1986-88
Schuehle, Jake, (B) Rice	38	1939
Schultz, Eberle, (G) Oregon St.	48, 71	1940, 1943
Schultz, Jody, (LB) East Carolina	53, 95	1983-87
Sciarr, John, (DB) UCLA	21	1978-83
Scott, Clyde, (B) Navy/Arkansas	27	1949-52
Scott, Gari, (WR) Michigan State	16, 86	2000-*
Scott, Tom, (E) Virginia	82	1953-58
Scotti, Ben, (B) Maryland	48	1962-63
Seals, Leon, (DT) Jackson St.	97	1992
Sears, Vic, (T) Oregon State	79	1941-53
Seay, Mark, (WR) Long Beach State	81	1996-97
Sebastian, Mike, (B) Pittsburgh	34	1935
Selby, Rob, (G) Auburn	75	1991-94
Shann, Bob, (B) Boston College	25	1965, 67

Boldface denotes players on 2002 preseason roster

† - Denotes replacement players during 1987 strike



M E D I A G U I D E

NAME (POS.) COLLEGE	UNIFORM #	YR. EAGLE
Sharkey, Ed, (T) Duke	66	1954-55
Shaub, Harry, (G) Cornell	NA	1935
Shaw, Rickie, (T) North Carolina	68	1994
Shaw, Ricky, (LB) Oklahoma St.	51	1989-90
Sherman, Al, (B) Brooklyn College	10	1943-47
Sherman, Heath, (RB) Texas A&I	23	1989-93
Shires, Marshall, (T) Tennessee	72	1945
Shonk, John, (E) West Virginia	85	1941
Shuler, Mickey, (TE) Penn State	82, 85	1990-91
† Siano, Mike, (WR) Syracuse	86	1987
Sikahema, Val, (WR/PR) BYU	22	1992-93
Simmons, John, (C) Purdue	53, 64	1957-58
Simmons, Clyde, (DT) W. Carolina	96	1986-93
Simon, Corey, (DT) Florida State	90	2000-*
Sinceno, Kaseem, (TE) Syracuse	89	1998-99
Singletary, Reggie, (DT-G) NC State	68, 97	1986-90
Sisemore, Jerry, (T) Texas	76	1973-84
Sistrunk, Manny, (DT) Ark. AM&N	79	1976-79
Skaggs, Jim, (G) Washington	70	1963-72
Skladany, Leo, (E) Pittsburgh	63	1949
Skladany, Tom, (P) Ohio State	5	1983
Slater, Mark, (C) Minnesota	61	1979-83
Slay, Henry, (OT) West Virginia	95	1998
Small, Jessie, (LB) Eastern Kentucky	52	1989-91
Small, Torrance, (WR) Alcorn State	80	1999-2000
† Smalls, Fred, (LB) West Virginia	53	1987
Smart, Rod, (RB) Western Kentucky	24	2001-*
Smetje, Rudy, (E) Michigan	82	1946
Smith, Ben, (CB-S) Georgia	26	1990-93
Smith, Charles, (WR) Grambling	85	1974-81
Smith, Darrin, (LB) Miami, (Fla.)	56	1997
Smith, Daryl, (T) Tennessee	63, 75	1990-92
Smith, Ed, (TE) No College	89	1999
Smith, J.D., (T) Rice	76	1959-63
Smith, Jack, (T) Florida U.	83	1945
Smith, Jackie, (DB) Troy State	32	1971
Smith, John, (C) Stanford	83	1942
Smith, Milton, (E) UCLA	30, 82	1945
Smith, Otis, (CB) Missouri	30	1991-94
Smith, Phil, (WR) San Diego State	83	1986
Smith, Ralph, (E) Mississippi	85	1962-64
Smith, Ray, (C) Missouri	29	1933
Smith, Rich, (C) Ohio State	35	1933
Smith, Robert, (B) Nebraska	43	1956
Smith, Ron, (WR) San Diego State	81	1981-83
Smith, Steve, (T) Michigan	74, 78	1971-74
Smith, Troy, (WR) East Carolina	83, 19	1999
Smothers, Howard, (G) Beth-Cookman	77	1995
Smukler, Dave, (B) Temple	13	1936-39
Snead, Norman, (B) Wake Forest	16	1964-70
Snyder, Lum, (T) Georgia Tech	73, 79	1952-55, 1958
Sodaski, John, (LB) Villanova	96	1972-73
Sokolis, Stan, (T) Pennsylvania	NA	1933
Solomon, Freddie, (WR) S. Car. St.	17, 84	1995-98
Solt, Ron, (G) Maryland	65	1988-91
Somers, George, (T) LaSalle	19	1939-40
Spagnola, John, (TE) Yale	88	1979-87
Spillers, Ray, (T) Arkansas	33	1937
Stackpool, John, (B) Washington	36	1942
Stacy, Siran, (RB) Alabama	27	1992
Stafford, Dick, (E) Texas Tech	86	1962-63
Staley, Duce, (RB) South Carolina	22	1997-*
Stasica, Leo, (B) Colorado	NA	1941
Steele, Ernie, (B) Washington	37	1942-48
Steele, Dick, (T) Drake	72	1951
Steinbock, Laurence, (T) St. Thomas	34	1933
Steinke, Gil, (B) Texas A&I	41	1945-48
Stetz, Bill, (G) Boston College	65	1967
Stevens, Don, (B) Illinois	20	1952, 1954
Stevens, Matt, (S) Appalachian State	45	1997-98

NAME (POS.) COLLEGE	UNIFORM #	YR. EAGLE
Stevens, Pete, (C) Temple	20	1936
Stevens, Richard, (T) Baylor	73	1970-74
Steward, Dean, (B) Ursinus	36	1943
Stewart, Tony, (TE) Penn State	81	2001-*
Stickel, Wall, (T) Pennsylvania	72	1950-51
Stockton, Herschel, (G) McMurry	21	1937-38
Storm, Edward, (B) Santa Clara	22	1934-35
Strauthers, Tom, (DE) Kansas State	93	1983-86
Stribling, Bill, (E) Mississippi	80	1955-57
Striegel, Bill, (G) Col. of Pacific	68	1959
Stringer, Bob, (B) Tulsa	44	1952-53
Stuart, Roy, (T) Tulsa	NA	1943
Stubbs, Daniel, (DE) Miami (Fla.)	93	1995
Sturgeon, Cecil, (T) No. Dakota St.	71	1941
Sturm, Jerry, (C) Illinois	55	1972
Suffridge, Bob, (G) Tennessee	60, 65	1941-45
Sugar, Leo, (E) Purdue	84	1961
Sullivan, Tom, (RB) Miami (FL)	25	1972-77
Suplaski, Leonard, (E) Dickinson	80	1942
Sutton, Joe, (B) Temple	45	1950-52
Sutton, Mitch, (DT) Kansas	79	1974-75
Swift, Justin, (TE) Kansas State	89	1999
Sydney, Jeff, (WR/PR) Hawaii	85	1992-94
Szafaryn, Len, (T) North Carolina	74, 76	1957-58
Szymanski, Frank, (C) Notre Dame	51	1948

TTTT

Talcott, Don, (T) Nevada	62	1947
Taliaferro, George, (B) Indiana	24	1955
Tamburello, Ben, (C-G) Auburn	61	1987-90
Tarasovic, George, (E) LSU	82	1963-65
Tarver, John, (RB) Colorado	49	1975
Tasef, Carl, (B) John Carroll	23	1961
Tautalatasi, Taivale (Junior), (RB) Wash St.	37	1986-88
Tautolo, Terry, (LB) UCLA	58	1976-79
Taylor, Bobby, (CB) Notre Dame	21	1995-*
Teltschik, John, (P) Texas	10	1986-90
Thacker, Alvin, (B) Morris Harvey	60	1941
Thomas, Hollis, (DT) No. Illinois	78	1996-*
Thomas, Johnny, (CB) Baylor	41	1996
Thomas, Markus, (E) Kentucky	46	1993
Thomas, Tra, (T) Florida State	72	1998-*
Thomas, William, (LB) Texas A&M	51	1991-99
Thomason, Bobby, (B) V.M.I.	11	1952-57
Thomason, J. "Stumpy", (B) Ga Tech	28, 29	1935-36
Thomason, Jeff, (TE) Oregon	83	2000-*
Thoms, Art, (DE) Syracuse	80	1977
Thompson, Broderick, (T) Kansas	76	1993-94
Thompson, Don, (E) Richmond	84	1964
Thompson, Russ, (T) Nebraska	25	1940
Thompson, Tommy, (B) Tulsa	10, 11	1941-42, 45-50
Thornton, Richard, (B) Missouri Mines	28	1933
Thrash, James, (WR) Missouri Southern	80	2001-*
Thrower, Jim, (DB) East Texas St.	49	1970-72
Thurbon, Robert, (B) Pittsburgh	49	1943
Timpson, Michael, (WR) Penn State	83	1997
† Tinsley, Scott, (QB) Southern Cal	11	1987
Tom, Mel, (DE) San Jose St.	58, 99	1967-73
Tomasetti, Lou, (B) Bucknell	15	1940-41
Toney, Anthony, (FB) Texas A&M	25	1986-90
Torrey, Bob, (FB) Penn State	39	1980
Townsend, Greg, (DE) Texas Christian	93	1994
Tracey, John, (E) Texas A&M	80	1961
Tremble, Greg, (DB) Georgia	25	1995
Tripucka, Frank, (B) Notre Dame	10	1949
Trost, Milton, (T) Marquette	27	1940
Trotter, Jeremiah, (LB) Stephen F. Austin	54	1998-2001
Troup, Bill, (QB) South Carolina	12	1975
Tupper, Jeff, (DE) Oklahoma	69	1986
Turnbow, Guy, (T) Mississippi	33, 28	1933-34
Turner, Kevin, (FB) Alabama	24	1995-99
† Turrel, Willie, (RB) New Mexico	23	1987

‡ Boldface denotes players on 2002 preseason roster

† - Denotes replacement players during 1987 strike



M E D I A G U I D E

NAME (POS.) COLLEGE	UNIFORM #	YR. EAGLE
Tuten, Rick, (P) Florida St.....	14	1989
Tyrrell, Joe, (G) Temple.....	69	1952

U U U U U

† Ulmer, Michael, (DB) Doane College.....	32	1987
Unutoa, Morris, (C) BYU.....	68	1996-98
Upersa, Tuufuli, (G) Montana.....	75	1971
Urevig, Claude, (B) North Dakota.....	30	1935

V V V V V

Valentine, Zack, (LB) East Carolina.....	54	1982-83
Van Brocklin, Norm, (QB) Oregon.....	11	1958-60
Van Buren, Ebert, (B) LSU.....	37, 31	1951-53
Van Buren, Steve, (B) LSU.....	15	1944-51
Van Dyke, Alex, (WR) Nevada.....	86	1999-2000
Van Dyke, Bruce, (G) Missouri.....	66	1966
Vasys, Arunas, (LB) Notre Dame.....	61	1966-68
Vick, Roger, (RB) Texas A&M.....	43	1990
Vincent, Troy, (CB) Wisconsin.....	23	1996-*

W W W W W

Wagner, Steve, (S-LB) Wisconsin.....	42	1980-81
Wainright, Frank, (TE) N. Colorado.....	87	1995
Walk, Billy, (WR) Villanova.....	9	1970-72
Walker, Adam, (FB) Pittsburgh.....	29	1996
Walker, Corey, (RB) Arkansas State.....	39, 29	1997-98
Walker, Darwin, (DT) Tennessee.....	97	2000-*
Walker, Herschel, (RB) Georgia.....	34	1992-94
Wallace, Al, (DE/LB) Maryland.....	96	1997-99
Walston, Robert, (E/K) Georgia.....	83	1951-62
† Walters, Pete, (G) W. Kentucky.....	68	1987
Walters, Stan, (T) Syracuse.....	75	1975-83
Walton, John, (QB) Elizabeth City St.....	10, 11	1976-79
Ward, Jim, (QB) Gettysburg.....	7	1971-72
Warren, Buist, (B) Tennessee.....	41	1945
Warren, Chris, (RB) Ferrum.....	35	2000
Waters, Andre, (SS), Cheyney.....	20	1984-93
Waters, Mike, (FB), San Diego State.....	33	1986
Watkins, Foster, (B) West Tex. St.....	39, 41	1940-41
Watkins, Larry, (B) Alcorn A&M.....	34	1970-72
Watson, Edwin, (RB) Purdue.....	35	1999
Watson, Tim, (SS) Howard.....	33	1997
Watters, Ricky, (RB) Notre Dame.....	32	1995-97
Wear, Robert, (C) Penn State.....	51	1942
Weatherall, Jim, (T) Oklahoma.....	77	1955-57
Weaver, Jed, (TE) Oregon.....	87	1999
Weber, Chuck, (LB) W. Chester.....	51	1959-61
Weedon, Don, (G) Texas.....	60	1947
Wegert, Ted, (B) No College.....	46	1955-56
Weiner, Albert, (B) Muhlenberg.....	18	1934
Weinstock, Isadore, (B) Pittsburgh.....	10	1935
Walbourn, John, (G/T) California.....	76	1999-*
Weldon, Casey, (QB) Florida St.....	11	1992
Wells, Billy, (B) Mich. State.....	27	1958
Wells, Harold, (LB) Purdue.....	53	1965-68
Wendlick, Joseph, (F) Oregon State.....	59	1940
† Wenzel, Jeff, (T) Tulane.....	72	1987
West, Ed, (TE) Auburn.....	83	1995-96
West, Hodges, (T) Tennessee.....	72	1941
† West, Troy, (SS) S. California.....	31	1987
Whalen, Jim, (E) Boston College.....	81	1971
Wheeler, Mark, (DT) Texas A&M.....	97	1999
Whire, John, (B) Georgia.....	NA	1933
White, Allison, (T) TCU.....	21	1939
White, Reggie, (DE-DT) Tennessee.....	91, 92	1985-92
Whiting, Brandon, (DT/DE) California.....	9B	1998-*
Whitmore, David, (S) Steph. F. Austin.....	42	1995
Whittingham, Fred, (LB) Calif. Poly.....	53, 56	1966, 1971
Wiastak, John, (C) Washington.....	NA	1939
Wilburn, Barry, (FS) Mississippi.....	45	1995-96
Wilcox, John, (T) Oregon.....	71	1960
Wilkes, Reggie, (LB) Georgia Tech.....	51	1978-85

NAME (POS.) COLLEGE	UNIFORM #	YR. EAGLE
---------------------	-----------	-----------

Wilkins, Jeff, (K) Youngstown St.....	14	1994
Wil, Erwin, (DT) Dayton.....	67	1965
Wiley, Norman, (E) Marshall.....	44, 63, 86	1950-57
Williams, Ben, (DT) Minnesota.....	90	1999
Williams, Bernard, (T) Georgia.....	74	1994
Williams, Bobbie, (G) Arkansas.....	66	2000-*
Williams, Boyd, (C) Syracuse.....	51	1947
Williams, Byron, (WR) Texas-Arlington.....	80	1983
Williams, Calvin, (WR) Purdue.....	89	1990-96
Williams, Charlie, (CB) Jackson St.....	47	1978
Williams, Clyde, (T) Georgia Tech.....	20	1935
Williams, Henry, (WR-KR) E. Carolina.....	81	1989
Williams, Jerry, (B) Wash. State.....	49	1953-54
Williams, Joel, (LB) Wisconsin-LaCrosse.....	59	1983-85
Williams, Michael, (RB) Miss. College.....	32	1983-84
Williams, Roger, (DB) Grambling.....	23	1973
Williams, Ted, (B) Boston College.....	31	1942
Williams, Tex, (G) Auburn.....	77	1942
Williams, Tyrone, (DE) Wyoming.....	95	1999-2000
Willis, James, (LB) Auburn.....	50	1995-98
Wilson, Bill, (E) Gonzaga.....	23	1938
Wilson, Brenard, (S) Vanderbilt.....	22	1979-86
Wilson, Harry, (B) Nebraska.....	41	1967-70
Wilson, Jerry, (E) Auburn.....	88	1959-60
Wilson, Osborne, (G) Penn.....	25, 15	1933-35
Winfield, Vern, (G) Minnesota.....	67	1972-73
Wink, Dean, (DT) Yankton.....	64	1967-68
Wirgowski, Dennis, (DE) Purdue.....	75	1973
Wister, Al, (T) Michigan.....	70	1943-51
Witherspoon, Derrick, (RB) Clemson.....	31	1995-97
Wittenborn, John, (G) Southeast Mo.....	62	1960-62
Wojciechowicz, Alex, (C) Fordham.....	53	1946-50
Wolfe, Hugh, (B) W. Tex. Chrs.....	32	1940
Woltman, Clem, (T) Purdue.....	15	1938-40
Woodard, Marc, (LB) Mississippi St.....	57	1994-96
Woodeschick, Tom, (B) W. Virginia.....	37	1963-71
Woodruff, Lee, (B) Mississippi.....	11	1933
Woodruff, Tony, (WR) Fresno State.....	83	1982-84
Woodson, Sean, (S) Jackson State.....	37	1998
Worden, Neil, (B) Notre Dame.....	32	1954, 1957
Woulfe, Mike, (LB) Colorado.....	63	1962
Wright, Gordon, (G) Delaware State.....	66	1967
Wright, Sylvester, (LB) Kansas.....	52	1995-96
Wukits, Al, (C) Duquesne.....	50	1943
Wyatt, Antwan, (WR) Bethune-Cookman.....	85	1997
Wydo, Frank, (T) Duquesne/Cornell.....	74, 75	1952-57
Wyhonic, John, (G) Alabama.....	66	1946-47
Wynn, William, (DE) Tenn. St.....	71	1973-76

Y Y Y Y Y

Young, Adrian, (LB) Southern Cal.....	35	1968-72
Young, Charles, (TE) Southern Cal.....	86	1973-76
Young, Glen, (WR) Miss. State.....	89	1983
Young, Michael, (WR) UCLA.....	83	1993
Young, Roynell, (CB) Alcorn State.....	43	1980-88
Youngelman, Sid, (T) Louisiana.....	73	1956-58
Yovicsin, John, (E) Gettysburg.....	81	1944

Z Z Z Z Z

Zabel, Steve, (E-LB) Oklahoma.....	89	1970-74
Zandofsky, Mike, (G) Washington.....	66	1997
Zendejas, Luis, (K) Arizona State.....	8	1988-89
Ziegler, Frank, (B) Georgia Tech.....	41	1949-53
Zilly, John, (E) Notre Dame.....	88	1952
Zimmerman, Don, (WR) N.E. Lou.....	80	1972-76
Zimmerman, Roy, (B) San Jose St.....	7	1942-46
Zizak, Vince, (T) Villanova.....	23	1934-37
Zomalt, Eric, (SS) California.....	27	1994-96
Zordich, Michael, (SS) Penn State.....	36	1994-98
Zyntell, James, (G) Holy Cross.....	21, 9, 16	1933-35

Boldface denotes players on 2002 preseason roster † - Denotes replacement players during 1987 strike



FIRST CHOICES IN ANNUAL NFL DRAFT



- 1936 Jay Berwanger (HB), Chicago, 1st overall
- 1937 Sam Francis (FB), Nebraska, 1
- 1938 James McDonald (HB), Ohio State, 2
- 1939 Davey O'Brien (QB), Texas Christian, 4
- 1940 George McAfee (HB), Duke, 2
- 1941 Art Jones (HB), Richmond (2nd round), 11
- 1942 Pete Kmetovic (HB), Stanford, 3
- 1943 Joe Muha (FB), VMI, 2
- 1944 Steve Van Buren, (HB), LSU, 5
- 1945 John Yonaker (E), Notre Dame, 9
- 1946 Leo Riggs (HB), Southern California, 7
- 1947 Neil Armstrong (E), Oklahoma A&M, 8
- 1948 Clyde Scott (HB), Arkansas & Naval Academy, 8
- 1949 Chuck Bednarik (C), Penn (Bonus Pick), 1
Frank Tripucka (QB), Notre Dame, 9
- 1950 Harry Grant (E), Minnesota, 14
- 1951 Ebert Van Buren (FB), LSU, 7
- 1952 John Bright (FB), Drake, 5
- 1953 Al Conway (HB), Army & Wm. Jewell (2nd rd.), 20
- 1954 Neil Worden (FB), Notre Dame, 9
- 1955 Dick Bielski (FB), Maryland, 9
- 1956 Bob Pellegrini (C-LB), Maryland, 4
- 1957 Clarence Peaks (FB), Michigan State, 7
- 1958 Walter Kowalczyk (FB), Michigan State, 6
- 1959 J.D. Smith (T), Rice (2nd round), 15
- 1960 Ron Burton (B), Northwestern, 9
- 1961 Art Baker (B), Syracuse, 14
- 1962 Pete Case (G), Georgia (2nd round), 27
- 1963 Ed Budde (T), Michigan State, 4
- 1964 Bob Brown (T), Nebraska, 2
- 1965 Ray Rissmiller (T), Georgia (2nd round), 20
- 1966 Randy Beisler (T), Indiana, 4
- 1967 Harry Jones (RB), Arkansas, 19
- 1968 Tim Rossovich (DE), USC, 14
- 1969 Leroy Keyes (RB), Purdue, 3
- 1970 Steve Zabel (E-LB), Oklahoma, 6
- 1971 Richard Harris (DE), Grambling, 5
- 1972 John Reaves (QB), Florida, 14
- 1973 Jerry Sisemore (T), Texas, 3
Charle Young (TE), USC, 6
- 1974 Mitch Sutton (DT), Kansas (3rd round), 63
- 1975 Bill Capraun (T), Miami (7th round), 167
- 1976 Mike Smith (DE), Florida (4th round), 111
- 1977 Skip Sharp (CB), Kansas (5th round), 119
- 1978 Reggie Wilkes (LB), Georgia Tech (3rd rd), 66
- 1979 Jerry Robinson (LB), UCLA, 21
- 1980 Roynell Young (CB), Alcorn State, 23
- 1981 Leonard Mitchell (DE), Houston, 27
- 1982 Mike Quick (WR), North Carolina St., 20
- 1983 Michael Haddix (FB), Mississippi St., 8
- 1984 Kenny Jackson (WR), Penn State, 4
- 1985 Kevin Allen (T), Indiana, 9
- 1986 Keith Byars (RB), Ohio State, 10
- 1987 Jerome Brown (DT), Miami, 9
- 1988 Keith Jackson (TE), Oklahoma, 13
- 1989 Jessie Small (LB), E. Kentucky (2nd round), 49
- 1990 Ben Smith (S), Georgia, 22
- 1991 Antone Davis (T), Tennessee, 8
- 1992 Siran Stacy (RB), Alabama (2nd round), 48
- 1993 Lester Holmes (G), Jackson State, 19
Leonard Renfro (DT), Colorado, 24
Bernard Williams (T), Georgia, 14
- 1994 Mike Mamula (DE/LB), Boston College, 7
- 1995 Jermaine Mayberry (G/T), Texas A&M-Kingsville, 25
- 1997 Jon Harris (DE), Virginia, 25
- 1998 Tra Thomas (T), Florida State, 11
- 1999 Donovan McNabb (QB), Syracuse, 2
- 2000 Corey Simon (DT), Florida State, 6
- 2001 Freddie Mitchell (WR) UCLA, 25
- 2002 Lito Sheppard (CB) Florida, 26

YEAR-BY-YEAR DRAFT (1975-2002)



- 1975
 - 1 Traded to Los Angeles Rams for Roman Gabriel
 - 2 Traded to Buffalo for Jerry Patton
 - 3 Traded to Los Angeles Rams for Roman Gabriel
 - 4 Traded to New Orleans for Dick Absber
 - 5 Traded to New England for John Tarver
 - 6 Traded to Cincinnati for Mike Boryla
 - 7 Bill Capraun (T), Miami, 167
 - 8 Jeff Bleamer (T), Penn State, 198
 - 9 Traded to San Francisco for Randy Jackson
 - 10 Ken Schroy (DB), Maryland, 248
 - 11 Keith Rowen (G), Stanford, 273
 - 12 Richard Pawlewicz (RB), William and Mary, 298
 - 13 Tom Ehlers (LB), Kentucky, 324
 - 14 Larry O'Rourke (DT), Ohio State, 358
 - 15 Clayton Korver (DE), Northwestern (IA), 379
 - 16 Calvin Jones (WR), Texas Tech, 404
 - 17 Gary Webb (LB), Temple, 429
- 1976
 - 1 Traded to Cincinnati for Mike Boryla
 - 2 Traded to Cincinnati along with John Reaves for Stan Walters and Wayne Clark
 - 3 Traded to Cincinnati for Horst Muhlmann
 - 4a Traded to San Francisco for Randy Jackson
 - 4b Mike Smith (DE), Florida (choice obtained from Miami for Norm Bulaich), 111
 - 4c Choice from New England for Steve Zabel traded to Cleveland for Clifford Brooks
 - 5 Greg Johnson (DT), Florida State, 135
 - 6 Kirk Johnson (T), Howard Payne, 165
 - 7 Carl Hairston (DE), Maryland-E. Shore, 191
 - 8 Richard La Fargue (G), Arkansas, 216
 - 9a Mike Hogan (RB), Tennessee-Chatt. (choice obtained from Chicago for Mark Nordquist), 247
 - 9b Richard Osbourne (TE), Texas A&M, 248
 - 10 Herb Lusk (RB), Long Beach State, 273
 - 11 Mike Gilbert (DT), San Diego State, 300



- 12 Traded to NY Jets for their 13th round choice
- 13a Terry Tautolo (LB), UCLA (choice for NY Jets for a 12th round choice), 353
- 13b Steve Ebbecke (DB), Villanova, 358
- 14 Melvin Shy (DB), Tennessee State, 385
- 15 Brett White (K), UCLA, 412
- 16 Steve Campassi (RB), Kentucky, 439
- 17 Anthony Terry (CB), California-Davis, 470

1977

- 1 Traded to Cincinnati for Bill Bergey
- 2 Traded to Oakland for James McAllister
- 3 Traded to Dallas for John Niland
- 4 Traded to Kansas City for Cliff Frazier
- 5 Skip Sharp (DB), Kansas, 119
- 6a Kevin Russell (DB), Tennessee State, 145
- 6b Wilbert Montgomery (RB), Abilene Christian (choice obtained from Chicago for Mark Nordquist), 154
- 6c Martin Mitchell (DB), Tulane (choice obtained from St. Louis thru Washington for Joe Lavender), 158
- 7 Charlie Johnson (DT), Colorado, 175
- 8 Cleveland Franklin (RB), Baylor, 202
- 9 T.J. Humphreys (G), Arkansas State, 229
- 10 John Mastronardo (WR), Villanova, 259
- 11a Rocco Moore (T), Western Michigan, 283
- 11b Mike Cordova (QB), Stanford, 286
- 12 Traded to NY Jets for their 11th round choice

1978

- 1 Traded to Cincinnati for Bill Bergey
- 2 Traded to Cincinnati for Bill Bergey
- 3 Reggie Wilkes (LB), Georgia Tech, 66
- 4 Dennis Harrison (DE), Vanderbilt, 92
- 5a Traded to Kansas City for Cliff Frazier
- 5b Norris Banks (RB), Kansas (choice obtained from Washington for Joe Lavender), 130
- 6 Traded to Buffalo for Donnie Green
- 7a Traded to Oakland for Art Thoms
- 7b Greg Marshall (DT), Oregon State (choice obtained from Minnesota for Bill Bradley), 186
- 8a Traded to New York Jets for Richard Osborne
- 8b Traded to New England for John Sanders (choice obtained from Buffalo for B. Dunstan)
- 9 Charles Williams (DB), Jackson State, 230
- 10 Traded to Atlanta for Dave Hampton
- 11 Billy Campfield (RB), Kansas, 288
- 12 Mark Slater (C), Minnesota, 315

1979

- 1 Jerry Robinson (LB), UCLA, 21
- 2 Pete Perot (G), Northwestern Louisiana, 48
- 3 Tony Franklin (K), Texas A&M, 74
- 4a Ben Cowins (RB), Arkansas (choice obtained from Washington for Joe Lavender), 94
- 4b Traded to Atlanta for Claude Humphrey
- 5 Scott Fitzkee (WR), Penn State, 126
- 6 Traded to New York Giants for assistant coach Jerry Wampler
- 7a Don Swafford (T), Florida (choice obtained from Cleveland for Tom Sullivan), 178
- 7b Curtis Bunche (DE), Albany (Ga.) State, 185
- 8a Chuck Correal (C), Penn State (choice obtained from Buffalo in Tom Ehlers, Tom Graham trade), 196
- 8b Max Runager (P), South Carolina, 211
- 9 Traded to Oakland for Art Thoms

- 10 Traded to San Diego for Tom Graham
- 11 Al Chesley (LB), Pittsburgh, 296
- 12 Traded to Pittsburgh for Rick Engles

1980

- 1 Roynell Young (DB), Alcorn State, 23
- 2 Perry Harrington (RB), Jackson State, 53
- 3 Forfeited by NFL ruling
- 4 Traded to Atlanta for Claude Humphrey
- 5 Nate Rivers (RB), South Carolina State, 135
- 6 Greg Murtha (T), Minnesota, 161
- 7 Terrell Ward (DB), San Diego State, 188
- 8 Mike Curcio (LB), Temple, 218
- 9 Bob Harris (T), Bowling Green, 245
- 10 Traded to Miami for its 11th round choice
- 11a Lee Jukes (WR), North Carolina State, 296
- 11b Thomas Brown, (DE), Baylor (choice obtained from Miami for 10th choice), 302
- 12 Howard Fields (DB), Baylor, 329

1981

- 1 Leonard Mitchell, (DE), Houston, 26
- 2 Dean Miraldi (G), Utah, 55
- 3 Greg LaFleur (TE), LSU, 82
- 4 Calvin Murray (RB), Ohio State, 110
- 5 Traded to Miami for Leroy Harris
- 6 Traded to NY Giants in 1980 for Joe Pisarcik
- 7a Alan Duncan (K), Tennessee (choice obtained from San Francisco), 174
- 7b Doak Field (LB), Baylor, 192
- 8 Traded to Baltimore for Ron Baker
- 9 Chuck Commiskey (C), Mississippi, 247
- 10 Hubert Oliver (FB), Arizona, 275
- 11 Gail Davis (DT), Virginia Union, 303
- 12 Ray Ellis, (SS), Ohio State, 331

1982

- 1 Mike Quick (WR), North Carolina State, 20
- 2 Lawrence Sampleton (TE), Texas, 47
- 3 Vyto Kab (TE), Penn State, 78
- 4 Anthony Griggs (LB), Ohio State, 105
- 5 Dennis DeVaughn (DB), Bishop, 132
- 6 Curt Grieve (WR), Yale, 159
- 7 Harvey Armstrong, (DT), Southern Methodist, 190
- 8 Jim Fritsche (T), Purdue, 217
- 9 Tony Woodruff (WR), Fresno State, 244
- 10 Traded to Miami for Steve Howell
- 11 Ron Ingram, (WR), Oklahoma State, 301
- 12 Rob Taylor (T), Northwestern, 328

1983

- 1 Michael Haddix (RB), Mississippi State, 8
- 2a Wes Hopkins (DB), Southern Methodist, 35
- 2b Jody Schulz (LB), East Carolina (choice obtained from Minnesota for Charlie Johnson), 46
- 3 Glen Young (WR), Mississippi State, 62
- 4 Michael Williams (RB), Mississippi College, 89
- 5 Byron Darby (DE), Southern Cal., 120
- 6 Victor Oatis (WR), Northwestern Louisiana, 147
- 7a Anthony Edgar (RB), Hawaii, 174
- 7b Jon Schultheis (G), Princeton (choice obtained from Cleveland for Tom Brown), 182
- 8 Rich Kraynak (LB), Pittsburgh, 201
- 9 Rich Pelzer (T), Rhode Island, 201
- 10 Thomas Strauthers (DT), Jackson State, 258



- 11 Steve Sebahar (C), Washington State, 285
- 12 David Mangrum (QB), Baylor, 312

1984

- 1 Kenny Jackson (WR), Penn State, 4
- 2 Traded to Atlanta for Joel Williams
- 3 Rusty Russell (T), South Carolina, 60
- 4 Evan Cooper (DB-KR), Michigan, 88
- 5 Andre Hardy (RB-KR), St. Mary's (CA), 116
- 6 Scott Raridon (T-G), Nebraska, 145
- 7 Joe Hayes (RB-KR), Central St. (OK), 172
- 8 Manny Matsakis (K), Capital (OH), 200
- 9 Traded to Cleveland for Bill Cowher
- 10 John Thomas (DB-KR), Texas Christian, 256
- 11 John Robertson (G-T), East Carolina, 284
- 12 Paul McFadden (K), Youngstown St., 312

1984 Supplemental Draft

- 1 Reggie White (DE), Tennessee, 4
- 2 Daryl Goodlow (LB), Oklahoma, 32
- 3 Thomas Carter (LB), San Diego State, 60

1985

- 1 Kevin Allen (T), Indiana, 9
- 2 Randall Cunningham (QB-P), UNLV, 37
- 3 Traded to Miami for Mark Dennard
- 4 Greg Naron (G), North Carolina, 93
- 5 Dwayne Jiles (LB), Texas Tech, 121
- 6a Traded to Kansas City for Al Dixon
- 6b Ken Reeves (T), Texas A&M (choice obtained from New England for Tony Franklin), 156
- 7 Traded to Washington for Bob Holly
- 8 Tom Polley (LB), Nevada-Las Vegas, 205
- 9a Dave Toub (C), Texas El-Paso (choice obtained from Cleveland for Carl Hairston), 231
- 9b Joe Drake (NT), Arizona, 233
- 10 Mark Kelso (S-PR), William & Mary, 261
- 11 Herman Hunter (RB-KR), Tennessee State, 289
- 12 Todd Russell (CB), Boston College, 317

1986

- 1 Keith Byars (RB), Ohio State, 10
- 2a Anthony Toney (FB), Texas A&M, 37
- 2b Alonzo Johnson (LB), Florida (choice obtained from LA Raiders for Jerry Robinson), 48
- 3 Traded to San Francisco along with second pick in 1987 for Matt Cavanaugh
- 4 Matt Darwin (C), Texas A&M (choice obtained from LA Rams for Dennis Harrison; own choice traded to San Diego for Earnest Jackson), 106
- 5a Ray Criswell (P), Florida, 121
- 5b Dan McMillen (DE) (choice obtained from Atlanta for Joel Williams), 128
- 6 Bob Landsee (C-G), Wisconsin, 149
- 7a Cornelius Redick (WR-PR), Cal. State-Fullerton, 169 (choice obtained from Atlanta for Reggie Wilkes)
- 7b Byron Lee (LB), Ohio State, 176
- 8 Seth Ioyner (LB), Texas-El Paso (choice obtained from Cleveland for Anthony Griggs; own choice traded to San Francisco for Keith Baker), 208
- 9 Clyde Simmons (DE), Western Carolina, 233
- 10 Junior Tautalatasi (RB), Washington State, 261
- 11 Steve Bogdalek (G), Michigan State, 288
- 12a Reggie Singletary (DT-DE), North Carolina State, 315
- 12b Bobby Howard (RB), Indiana (choice obtained from NY Giants for past considerations), 325

1986 NFL Supplemental Draft

- 1 Charles Crawford (RB), Oklahoma State.

1987

- 1 Jerome Brown (DT), Miami, 9
- 2 Traded to San Francisco in 1986 for QB Matt Cavanaugh
- 3 Ben Tamburello (G-C), Auburn, 65
- 4 Byron Evans (LB), Arizona, 93
- 5 David Alexander (G), Tulsa, 121
- 6a Ron Moten (LB), Florida, 149
- 6b Chris Pike (DT), Tulsa, (choice obtained from Seattle for G Greg Naron), 158
- 7a Brian Williams (T), Central Michigan, 177
- 7b Used in 1986 Supplemental Draft for RB Charles Crawford (choice obtained from LA Rams in 1985 for DE Dennis Harrison)
- 8 Traded to San Diego in '85 for RB Earnest Jackson
- 9 Ken Lambiotte (QB), William and Mary, 232
- 10 Paul Carberry (DT-DE), Oregon State, 260
- 11 Traded to San Francisco in 1986 for T Joe Conwell
- 12 Bobby Morse (RB-PR), Michigan State, 316

1987 NFL Supplemental Draft

- 4 Cris Carter (WR), Ohio State

1988

- 1 Keith Jackson (TE), Oklahoma, 13
- 2 Eric Allen (CB), Arizona St., 30
- 3 Matt Patchan (T), Miami, 65
- 4 Traded to Tampa Bay along with own 2nd round pick in return for Tampa Bay's 2nd round pick
- 5 Eric Everett (CB), Texas Tech, 122
- 6a Don McPherson (QB), Syracuse, 149
- 6b Rob Sterling (SS), Maine, 161
- 7 Todd White (WR-PR), Cal State-Fullerton, 176
- 8 David Smith (FB), Western Kentucky, 207
- 9 Traded to Detroit in 1987 for TE Jimmie Giles
- 10 Joe Schuster (DT), Iowa, 261
- 11 Izel Jenkins (CB), North Carolina St., 288
- 12 Steve Kaufusi (DE), Brigham Young, 319

1989

- 1 Traded to Indianapolis in 1988 for Ron Solt
- 2 Jessie Small (LB), Eastern Kentucky, 49
- 3a Robert Drummond (RB), Syracuse, 76
- 3b Britt Hager (LB), Texas (choice obtained from Chicago in exchange for 5th and 7th-12th round selections), 81
- 4 Traded to Seattle in 1988 for Ron Heller
- 5 Traded along with 7th-12th round picks to Chicago for 3rd round choice
- 6 Heath Sherman (FB), Texas A&I, 162
- 7-12 Traded with 5th round pick to Chicago for 3rd rd. choice

1990

- 1 Ben Smith (S), Georgia, 22
- 2 Mike Bellamy (WR), Illinois, 50
- 3 Fred Barnett (WR), Arkansas State, 77
- 4 Traded to Indianapolis in 1988 for Ron Solt
- 5 Calvin Williams (WR), Purdue, 133
- 6 Kevin Thompson (S), Oklahoma, 162
- 7 Terry Strouf (T), Wisconsin-LaCrosse, 289
- 8 Curt Dykes (T), Oregon, 218
- 9 Cecil Gray (DT), North Carolina, 245
- 10 Orlando Adams (DT), Jacksonville State, 274
- 11a John Hudson (C), Auburn, (choice obtained from New



- Orleans for Bobby Morse), 301
- 11b Tyrone Watson (WR), Tennessee State, 323
- 12 Judd Garrett (RB), Princeton, 330

1991

- 1 Antone Davis (T), Tennessee, 8
- 2 Jesse Campbell (S), North Carolina State, 49
- 3 Rob Selby (G-T), Auburn, 76
- 4 William Thomas (LB), Texas A&M, 105
- 5 Craig Erickson (QB), Miami, 132
- 6a Andy Harmon (DE), Kent State (choice obtained from Houston for Don McPherson), 157
- 6b Own choice traded to Jets for Roger Vick
- 7 James Joseph (RB), Auburn, 188
- 8 Scott Kowalkowski (LB), Notre Dame, 217
- 9 Chuck Weatherspoon (RB), Houston, 244
- 10 Eric Harmon (G), Clemson, 273
- 11 Mike Flores (DE), Louisville, 300
- 12 Darrell Beavers (S-LB), Morehead State, 329

1992

- 1 Traded to Green Bay along with '91 first round pick in return for Green Bay's '91 first round pick.
- 2 Siran Stacy (RB), Alabama, 48
- 3 Tommy Ieter (DT), Texas 75
- 4a Tony Brooks (RB), Notre Dame 92
- 4b Casey Weldon (QB), Florida State 102
- 5 Corey Barlow (CB), Auburn 129
- 6 Jeff Sydner (WR/PR), Hawaii 170
- 7 William Boatwright (G), Virginia Tech. 187
- 8 Chuck Bullough (LB), Michigan St. 214
- 9 Ephesians Bartley (LB), Florida 241
- 10 Mark McMillian (CB), Alabama 272
- 11 Pumpy Tudors (P), Tennessee-Chattanooga 299
- 12 Brandon Houston (T), Oklahoma 326

1993

- 1a Lester Holmes (G), Jackson State, 19 (choice obtained from NFL as compensation for the departure of Reggie White. Then traded to Houston for their 1st pick plus their 3rd round selection)
- 1b Leonard Renfro (DT), Colorado, 24
- 2 Victor Bailey (WR), Missouri, 50
- 3a Derrick Frazier (CB), Texas A&M, 75 (choice obtained from Houston)
- 3b Mike Reid (S), North Carolina State, 77
- 6 Derrick Oden (LB), Alabama, 163
- 7 Joey Mickey (TE), Oklahoma, 190
- 8 Doug Skene (T), Michigan, 217

1994

- 1 Bernard Williams (T), Georgia, 14
- 2a Bruce Walker (DT), UCLA, 37 (The Eagles had the 29th and final choice in the first round as compensation for the departure of veteran free agent Reggie White prior to the '93 season. That choice was then traded to Cleveland on draft day for the 40th pick overall in this draft and Cleveland's best 2nd round pick in '95. The Eagles then traded that 40th pick and their 4th round selection in '94 to Atlanta for the 37th selection overall).
- 2b Charlie Garner (RB), Tennessee, 42
- 3a Joe Panos (G), Wisconsin, 77
- 3b Eric Zomalt (S), California, 103 (choice obtained from NFL as compensation for the loss of free agents in '93).
- 5 Marvin Goodwin (S), UCLA, 144

- 6a Ryan McCoy (LB), Houston, 174
- 6b Mitch Berger (P), Colorado, 193 (choice obtained from the NFL as compensation for the loss of free agents in '93).
- 7 Mark Montgomery (RB), Wisconsin, 206

1995

- 1 Mike Mamula (DE/LB), Boston College, 7 (choice obtained from Tampa Bay in exchange for the 12th pick in the first round and picks 43 and 63 in the 2nd round; Eagles also received Tampa's 3rd round pick, the 72nd pick overall in '95).
- 2a Bobby Taylor (CB), Notre Dame, 50 (choice obtained from Kansas City in exchange for WR Victor Bailey and the Eagles' 4th round selection in '95; the Eagles also received the Chiefs' 6th pick in 1996).
- 2b Barrett Brooks (T), Kansas State, 58 (choice obtained from Cleveland on draft day '94 in exchange for the the Eagles 2nd first round pick, the 29th pick overall).
- 3a Greg Jefferson (DE), Central Florida, 72 (choice obtained in the Tampa Bay trade).
- 3b Chris T. Jones (WR), Miami, 78 (choice obtained from Denver in 1994 in exchange for CB Ben Smith).
- 4 Dave Barr (QB), California, 119 (choice obtained from Cleveland in exchange for the Eagles' 5th round pick in '95, the 147th pick overall, and the club's 5th round pick in '96).
- 6 Fred McCrary (FB), Mississippi State, 208 (choice obtained from Jacksonville along with the 210th and 248th picks in exchange for the 169th and 219th selections).
- 7a Kevin Bouie (RB), Mississippi State, 210 (choice obtained from Jacksonville in a trade made during the 5th round).
- 7b Howard Smothers (T), Bethune-Cookman, 248 (choice obtained from Jacksonville in a trade made during the 5th round).

1996

- 1 Jermame Mayberry (G/T), Texas A&M-Kingsville, 25
- 2a Jason Dunn (TE), Eastern Kentucky, 54
- 2b Brian Dawkins (FS), Clemson, 61 (choice obtained from the NFL for the departure of Seth Joyner)
- 3 Bobby Hoying (QB), Ohio State, 85
- 4 Ray Farmer (LB), Duke, 121
- 5 Whit Marshall (LB), Georgia, 147 (choice obtained from Denver in 1994 trade for Ben Smith)
- 5 Own choice traded to Baltimore in 1995 for draft picks
- 6a Steve White (LB), Tennessee, 194
- 6b Tony Johnson (TE), Alabama, 197 (choice obtained from Green Bay in 1995 trade for Joe Sims)
- 6c Phillip Riley (WR), Florida State, 199 (choice obtained from Kansas City in 1995 trade for Victor Bailey)
- 7 Traded to Cleveland in 1995 for Ronnie Dixon

1997

- 1 Jon Harris (DE), Virginia, 25 (choice obtained from Dallas in exchange for the 22nd pick in the first round; the Eagles also received the Cowboys' 5th round pick, the 155th pick overall in '97 and the Cowboys' best 3rd round pick in 1998)
- 2 James Darling (LB), Washington State, 57 (choice obtained from San Francisco in exchange for the 55th pick; the Eagles also received the 49ers 6th round pick, the 190th pick overall, and their 7th round pick, the 227th pick overall)



- 3 Duce Staley (RB), South Carolina, 71 (choice obtained from Arizona in exchange for a 3rd round pick, the 84th pick overall, and a 6th round pick, the 188th pick overall).
- 4 Damien Robinson (S), Iowa, 119
- 5a Ndukwe Kalu (DE), Rice, 152
- 5b Luther Broughton (TE), Furman, 155 (choice obtained in Dallas trade in the 1st)
- 6a Antwan Wyatt (WR), Bethune-Cookman, 190 (choice obtained in San Francisco trade in the 2nd)
- 6b Edward Jasper (DT), Texas A&M, 198 (choice obtained from the NFL as compensation for the loss of free agents in 1996)
- 6 Own choice dealt in Arizona trade
- 7a Kay Detmer (QB), Colorado, 207 (choice obtained from NY Jets in 1997 in exchange for DT Ronnie Dixon)
- 7b Byron Capers (CB), Florida State, 225
- 7c Deaunlae Brown (CB), Central State (OH), 227 (choice obtained in San Francisco trade in the 2nd)

1998

- 1 Tra Thomas (T), Florida State, 11
- 2 Traded to NY Jets along with a 5th round pick for DE Hugh Douglas
- 3a Jeremiah Trotter (LB), Stephen F. Austin, 72
- 3b Allen Rossom (CB/KR), Notre Dame, 85 (choice obtained from NY Giants along with a 4th round pick, the 116th pick overall, in exchange for a 3rd round pick, the 70th pick overall)
- 4a Brandon Whiting (DT), California, 112 (choice obtained from Miami along with a 5th round pick, the 142nd pick overall, in exchange for a 4th round pick, the 102nd pick overall)
- 4b Clarence Love (CB), Toledo, 116 (choice obtained from NY Giants in trade made during the 3rd round)
- 5 Own choice traded to NY Jets along with a 2nd round pick for DE Hugh Douglas
- 5 Ike Reese (LB), Michigan State, 142 (choice obtained from Miami in trade made during the 4th round)
- 6 Traded to NY Jets for WR Jeff Graham
- 7 Own choice traded to Denver for a 6th round pick in 1999
- 7a Chris Akins (DT), Texas, 220 (choice obtained from the NFL as compensation for the loss of free agents in 1997)
- 7b Melvin Thomas (G), Colorado, 240 (choice obtained from the NFL as compensation for the loss of free agents in 1997)

1999

- 1 Donovan McNabb (QB), Syracuse, 2
- 2 Barry Gardner (LB), Northwestern, 35
- 3 Doug Brzezinski (G), Boston College, 64
- 4a John Welbourn (T/G), California, 97
- 4b Damon Moore (S), Ohio State, 128 (choice obtained from the NFL as compensation for the loss of free agents in 1998)
- 4c Na Brown (WR), North Carolina, 130 (choice obtained from the NFL as compensation for the loss of free agents in 1998)
- 5 Own choice traded to Detroit for a 4th round pick in 2000
- 6a Cecil Martin (FB), Wisconsin, 172
- 6b Troy Smith (WR), East Carolina, 201 (choice obtained from Denver in 1998 trade)
- 7a Jed Weaver (TE), Oregon, 208

- 7b Pernel Davis (DT), Alabama-Birmingham, 251 (choice obtained from the NFL as compensation for the loss of free agents in 1998)

2000

- 1 Corey Simon (DT), Florida State, 6
- 2a Todd Pinkston (WR), Southern Mississippi, 36
- 2b Bobby Williams (G), Arkansas, 61 (choice obtained from Tennessee in exchange for a 3rd round pick, the 68th pick overall, and a 5th round pick, the 135th pick overall)
- 3 Own choice traded to Tennessee in 2nd round
- 4 Gari Scott (WR), Michigan State, 99
- 4 Own choice traded to San Diego for a 3rd round pick in 2001 (pick was originally acquired from Detroit in 1999)
- 5 Own choice traded to Tennessee in 2nd round
- 6a Thomas Hamner, RB, Minnesota, 171
- 6b John Frank, DE, Utah, 178 (choice obtained from Oakland for QB Bobby Hoying in 1999)
- 6c John Romero, C, California, 192 (choice obtained from Washington for QB Rodney Peete in 1999)
- 7 Own choice traded to New England for WR Dietrich Jells in 1998

2001

- 1 Freddie Mitchell (WR), UCLA, 25
- 2 Quinton Caver (LB), Arkansas, 55
- 3 Derrick Burgess (DE), Mississippi, 63 (choice obtained from San Diego for a 4th round pick in 2000)
- 3 Own choice, 88th overall, traded to Miami along with 6th round pick, 187th overall, for 2nd round pick in 2002
- 4 Correll Buckhalter (RB), Nebraska, 121
- 5a Tony Stewart (TE), Penn State, 147 (choice obtained from Green Bay for CB Allen Rossom in 2000)
- 5b A.J. Feeley (QB), Oregon, 155
- 6 Own choice traded to Miami in the 3rd round
- 7 Own choice traded to Carolina for TE Luther Broughton in 1999

2002

- 1 Lito Sheppard (CB), Florida, 26
- 2 Michael Lewis (SS), Colorado, 58
- 2 Sheldon Brown (CB), South Carolina, 59 (choice obtained from Miami for 3rd and 6th round picks in 2000)
- 3 Brian Westbrook (RB), Villanova, 91
- 4 Scott Peters (C/G), Arizona State, 124
- 5 Freddie Milons (WR), Alabama, 162
- 6 Tyreo Harrison (LB), Notre Dame, 198
- 7 Raheem Brock (DE), Temple, 238

Note: For information on Eagles' drafts prior to 1975, please consult Media Guides prior to 1987 or the Eagles' PR department.



ALL-TIME COACHES



COACH	YEARS	TITLE	COACH	YEARS	TITLE
Dave Atkins	1986-90	Running Backs	Harry Gamble	1981-82	Tight Ends/Special Teams
	1991	Special Teams	Frank Gansz	1983-85	Tight Ends/Special Teams
	1992	Tight Ends	Charley Gauer	1952-61	Ends
Herman Ball	1964-68	Offensive Coach		1969-70	Offensive Coach
Bruno Banducci	1958	Offensive Line	Sid Gillman	1979-80	Quarterbacks
Frank Bausch	1941	Assistant Coach		1982	Quarterbacks
John Becker	1980-82	Running Backs		1985	Offensive Assistant
	1983	Wide Receivers	Peter Giunta	1991-94	Defensive Assistant
Bert Bell	1936-40	Head Coach	Sonny Grandelius	1962-63	Backfield
Tom Bettis	1989-90	Defensive Backs	Jon Gruden	1995-97	Offensive Coordinator
Dana Bible	1998	Offensive Coordinator	Bobby Hammond	1993-94	Offensive Assistant
Jim Bollman	1998	Tight Ends	John Harbaugh	1998-2002	Special Teams
Tommy Brasher	1985	Defensive Line	Dale Haupt	1986-94	Defensive Line
	1999-2002	Defensive Line	Ben Hawkins	1982	Receivers
Zeke Bratkowski	1991-92	Quarterbacks	George Hill	1979-84	Linebackers
	1993-94	Off. Coord./Quarterbacks	Ed Hughes	1981	Offensive Assistant
Bob Bronzan	1958	Line		1989	Offensive Assistant
a-Fred Bruney	1964-68	Defensive Backs	John Idzik	1973-75	Running Backs
	1977-82	Defensive Backs		1976	Off. Coord./Quarterbacks
	1983-85	Asst. Head Coach/DBs	Ken Iman	1976-79	Special Teams/Off. Line
Larry Cabrelli	1947-50	Ends		1980-86	Offensive Line
Bill Callahan	1995-97	Offensive Line	Milt Jackson	1985	Running Backs
Marion Campbell	1977-82	Defensive Coordinator	Dick Jamieson	1995-96	Running Backs
	1983-85	Head Coach/Def. Coord.	Billy Joe	1979-80	Running Backs
Lew Carpenter	1990-92	Wide Receivers	Jim Johnson	1999-2002	Defensive Coordinator
	1993-94	Wide Receivers/TEs	Ronnie Jones	1987-88	Strength & Conditioning
Gerald Carr	1995-98	Wide Receivers		1989-90	Str. & Cond./Linebackers
Jimmy Carr	1969-72	Linebackers		1941-50	Line
Bud Carson	1991-94	Def. Coord./Def. Backs	John Kellison		
Juan Castillo	1995-96	Offensive Assistant	Mike Kelly	2002	Offensive Assistant
	1997	Tight Ends	George Kenneally	1935	Assistant Coach
	1998-2002	Offensive Line	b-Walt Kiesling	1943	Co-Head Coach
Chuck Cherundolo	1962	Defensive Line	c-Ed Khayat	1971	Defensive Line
Brad Childress	1999-2001	Quarterbacks		1971-72	Head Coach
	2002	Offensive Coordinator	Frank Kilroy	1957-58	Assistant Coach
Chuck Clausen	1976-85	Defensive Line	Chuck Knox, Jr.	1995-98	Defensive Assistant
Tom Coughlin	1984-85	Wide Receivers	Rich Kotite	1990	Off. Coord./Quarterbacks
Dick Coury	1976-81	Wide Receivers		1991-94	Head Coach
Irv Cross	1969-70	Defensive Backs	Joe Kuharich	1964-68	Head Coach
David Culley	1999-2002	Wide Receivers	Dick LeBeau	1973-75	Special Teams
John DaGrosa	1936-37	Assistant Coach	Marv Levy	1969	Assistant Coach
Bill Davis	1976	Linebackers	Vic Linskog	1952-54	Assistant Coach
	1978	Tight Ends	Mike McCormack	1973-75	Head Coach
Hugh Devore	1956-57	Head Coach	Bo McMillin	1951	Head Coach
Ken Donahue	1988	Defensive Assistant	Jim McMurdo	1938-40	Line
Otis Douglas	1950	Assistant Coach	Bill McPherson	1978	Linebackers
Rod Dowhower	1999-2002	Offensive Coordinator	Ted Marchibroda	1984-85	Offensive Coordinator
Boyd Dowler	1973-75	Passing Game	Billie Matthews	1983-84	Running Backs
Chuck Drulis	1955	Line	John Mazur	1973-75	Defensive Backs
Brad Ecklund	1971-72	Offensive Line		1976	Def. Coord./Def. Backs
Dick Evans	1964-68	Defensive Coach	Sean McDermott	2002	Defensive Assistant
Charley Ewart	1946-48	Backfield	Tom Melvin	1999-2001	Offensive Assistant
Tom Fears	1971-72	Off. Coord./WRs		2002	Tight Ends
Jeff Fisher	1986-88	Defensive Backs	Walt Michaels	1973-75	Linebackers
	1989-90	Def. Coord./Linebackers	Heinie Miller	1940	Assistant Coach
Leslie Frazier	1999-2002	Defensive Backs	d-Wayne Millner	1951	Ends/Backfield
				1951	Head Coach

- a interim head coach for final game of 1985
- b co-coached with Greasy Neale when Eagles and Steelers combined in 1943.
- c assistant for first three games of 1971 before becoming head coach
- d assistant for first two games of 1951; head coach for final 10

Bold - indicatates on current staff



MEDIA GUIDE

COACH	YEARS	TITLE
Joe Moss	1969-72	Defensive Line
Bill Muir	1992-94	Offensive Line
Bill Musgrave	1998	Offensive Assistant
Dan Neal	1986	Special Teams
	1987	Special Teams/Off. Line
	1988-91	Offensive Line
Greasy Neale	1941-50	Head Coach
Laurie Niemi	1961-63	Assistant Coach
Mike Nixon	1966-68	Offensive Assistant
Steve Owen	1956-57	Assistant Coach
Larry Pasquale	1992-94	Special Teams
Sean Payton	1997-98	Quarterbacks
Carl Peterson	1976-77	Tight Ends
Wade Phillips	1986-88	Def. Coord./Linebackers
Ted Plumb	1986-89	Asst. Head Coach/Offense
		Offensive Line
Duane Putnam	1976-78	Offensive Coordinator
John Ralston	1978	Offensive Coordinator
John Rauch	1971-72	Quarterbacks
Frank Reagan	1952-53	Assistant Coach
Andy Reid	1999-2002	Head Coach
Ray Rhodes	1995-98	Head Coach
Jess Richardson	1971-72	Defensive Line
Ron Rivera	1999-2002	Linebackers
Al Roberts	1988-90	Special Teams
Johnny Roland	1976-78	Running Backs
Rod Rust	1976-77	Linebackers
Buddy Ryan	1986-90	Head Coach
John Sandusky	1973-75	Offensive Line
Doug Scovil	1986-89	Quarterbacks
Buck Shaw	1958-60	Head Coach
David Shaw	1997	Offensive Assistant
Pat Shurmur	1999-2001	Tight Ends
	2002	Quarterbacks
Nick Skorich	1958-60	Line
	1961-63	Head Coach
Danny Smith	1995-96	Special Teams
	1997-98	Defensive Backs
Steve Spagnuolo	1999-2000	Defensive Assistant
	2001-2002	Defensive Backs
Dick Stanfel	1964-70	Offensive Line
Lynn Stiles	1979-81	Tight Ends/Sp. Teams
Abe Stuber	1955	Backfield
Emmitt Thomas	1995-98	Defensive Coordinator
Bobby Thomason	1957	Quarterbacks
Dave Toub	2001-2002	Special Teams
		Quality Control
Mike Trgovac	1995-98	Defensive Line
Jim Trimble	1951	Assistant Coach
	1952-55	Head Coach
	1952	Backfield
Steve Van Buren	1952	Backfield
Jim Vecchiarella	1991-94	Linebackers
Dick Vermeil	1976-82	Head Coach
Joe Vitt	1995-98	Linebackers
Bill Walsh	1987-91	Offensive Line
Jerry Wampfler	1973-75	Defensive Line
	1979-83	Offensive Line
	1997	Special Teams
Joe Wessel	1997	Special Teams
Jerry Williams	1958-63	Assistant
	1969-71	Head Coach
Jim Williams	1991-94	Strength & Conditioning

Bold - indicates on current staff

COACH	YEARS	TITLE
Ted Williams	1995-96	Tight Ends
	1997-2002	Running Backs
Mike Wolf	1995-2002	Strength & Conditioning
Dick Wood	1983	Offensive Coordinator
	1991-94	Running Backs
Lud Wray	1933-35	Head Coach
Ken Zampese	1998	Offensive Assistant
Jack Zilly	1970-72	RBs/Special Teams

ALL-TIME EAGLES HEAD COACHES

Head Coach	Years	Record	Playoffs
Lud Wray	1933-35	9-21-1	0-0
Bert Bell	1936-40	10-44-2	0-0
Greasy Neale	1941-50	66-44-5	3-1
Walt Kiesling (a)	1943	---	---
Bo McMillin (b)	1951	2-0-0	0-0
Wayne Millner (c)	1951	2-8-0	0-0
Jim Trimble	1952-55	25-20-3	0-0
Hugh Devore	1956-57	7-16-1	0-0
Buck Shaw	1958-60	20-16-1	1-0
Nick Skorich (d)	1961-63	15-24-3	0-0
Joe Kuharich (d)	1964-68	28-41-1	0-0
Jerry Williams	1969-71	7-22-2	0-0
Ed Khayat (e)	1971-72	8-15-2	0-0
Mike McCormack	1973-75	16-25-1	0-0
Dick Vermeil	1976-82	57-51-0	3-4
Marion Campbell	1983-85	17-29-1	0-0
Fred Bruney (f)	1985	1-0-0	0-0
Buddy Ryan	1986-90	43-38-1	0-3
Rich Kotite	1991-94	37-29-0	1-1
Ray Rhodes	1995-98	30-36-1	1-2
Andy Reid	1999-2001	30-23	3-2

Note: Record includes playoff games

- (a) co-coached with Neale for Steagles in 1943
 (b) retired due to illness after second game in 1951
 (c) succeeded McMillin for last 10 games in 1951
 (d) record includes one loss in Playoff Bowl
 (e) succeeded Williams after first three games in 1971
 (f) succeeded Campbell for last game in 1985

EAGLES COACHES OF THE YEAR

NFL
1948 - Greasy Neale <i>Sporting News</i>
1960 - Buck Shaw United Press International, Associated Press
1979 - Dick Vermeil <i>Sporting News, Pro Football Weekly</i>
1995 - Ray Rhodes Associated Press, <i>Sporting News</i> , Maxwell Club, NFL Films
2000 - Andy Reid <i>Sporting News, Maxwell Club, Football Digest</i>
NFC
1979 - Dick Vermeil Pro Football Writers Association
1995 - Ray Rhodes United Press International



EAGLES RADIO NETWORK



Entering its 11th season as the flagship station of the Eagles' radio network is WYSP/94.1 FM, an Infinity Radio station. Merrill Reese will call the play-by-play for the 26th straight season, while former Eagles' all-pro wide receiver Mike Quick enters his fifth season as the color commentator on Eagles' broadcasts. Eagles' games can be heard in three states on these affiliated stations:

PENNSYLVANIA

WAEB-AM	ALLENTOWN	790 AM
WBCB-AM	LEVITTOWN	1490 AM
WEEU-AM	READING	830 AM
WEGH-FM	SUNBURY	107.3 FM
WLPA-AM	LANCASTER	1490 AM
WGBI-AM	HAZLETON	910 AM
WILK-AM	SCRANTON	980 AM
WILP-AM	WILKES-BARRE	1300 AM
WPPA-AM	POTTSVILLE	1360 AM
WQIC-FM	LEBANON	100.1 FM
WSPI-FM	MT. CARMEL	99.7 FM
WGET-AM	GETTYSBURG	1320 AM

NEW JERSEY

WMGM-FM	ATLANTIC CITY	103.7 FM
---------	---------------	----------

DELAWARE

WDEL-AM	WILMINGTON	1150 AM
WGMD-FM	REHOBOTH BEACH	1320-AM



VETERANS STADIUM - THE FINAL SEASON

The Eagles have called Veterans Stadium home since 1971, but 2001 will be the final season the team will call be a resident. Philadelphia is scheduled to begin play in its new state-of-the-art stadium, Lincoln Financial Field, in 2003.

The team made previous stops at Municipal (JFK) Stadium, Connie Mack Stadium, and Franklin Field before playing at Broad and Pattison Avenues. In their history, the Birds have also played home games at the Baker Bowl, Temple University Stadium, and Pittsburgh's Forbes Field during the 1943 season.

Veterans Stadium, known as "the Vet," is a multi-purpose sports complex located in South Philadelphia. Built on a 74-acre site, the sports complex also includes a recreational park, the First Union Spectrum indoor arena, and the new First Union Center, home of the Philadelphia Flyers and 76ers. The First Union Center was built upon the former site of JFK Stadium.

The Vet was opened before the Phillies' 1971 baseball season and was built at a cost in excess of \$50 million.

In March, 2001, the field at the astro turf field at the Vet was replaced with a new synthetic turf called NeXturf. NeXturf's design was carefully modeled

after natural grass, and is also softer, more resilient, and more like natural grass in appearance, performance and texture.

In 1992, "the Bubble," an inclement weather facility, was moved from the former JFK Stadium site to a spot adjacent to the grass practice fields. The Bubble consists of a synthetic roof supported by currents of air and covers a 70-yard Astro Turf field. It was installed by Air Structures International, Inc.

In 1985, 27 Luxurious Penthouse Suites were built atop the south side of the stadium. Twenty-four more Suites were constructed the following year on the north side. Thirty-eight additional Suites on the west side were constructed in 1987 to bring the total number of Suites to 89.

The first Eagles' game at the Vet took place on August 16, 1971, when they defeated the Buffalo Bills in a preseason encounter, 34-28. The first regular season win came at the expense of the New York Giants, 23-7, on October 24, 1971.

In 31 seasons at Veterans Stadium, the Eagles have compiled an 135-109-2 record (including a 6-3 playoff mark). The seating capacity for football is 65,352.



EAGLES TELEVISION NETWORK



In 1997 the Philadelphia Eagles formed the Eagles Television Network (ETN). WB17 will serve as the flagship station of ETN however other members of the Network include WTXF - FOX 29, KYW - 3, WPVI ABC 6, Comcast SportsNet and in the outlying markets, WOLF - Scranton / Wilkes Barre and WPMT - Harrisburg / York / Lancaster will carry Eagles programming.

ETN combines state of the art programming with exclusive access to the field, locker room and players' personal lives. Last year ETN's line-up of programming netted them a whopping 15 regional Emmy nominations and 3 regional Emmy awards. ETN has totaled 29 Emmy nominations in 3 years and has racked up 6 awards not to mention numerous other local and national accolades.



In the year 2002, ETN will produce the following programs...

Eagles Preseason Games - The Eagles Television Network will broadcast two preseason games in 2002. Along for the broadcast is Eagles great Ron Jaworski as he will be analyzing all of the preseason action. Joining Jaworski will be play by play announcer, Kenny Albert. WPHL (WB-17) carries the games live in the Philadelphia area. WPMT airs the games to our fans in Harrisburg, York and Lancaster, and WOLF airs the games in Scranton-Wilkes Barre. Each game is re-aired after the live broadcast on the previously mentioned Eagles Television Network affiliate station.

The Andy Reid Show presented by Penn Orthopaedics - Eagles head coach Andy Reid steps into prime time for a thirty-minute show that will air every Saturday at 10:30 p.m. throughout the football season on the Eagles Television Network flagship station, WB-17. Reid will offer his unique insights on the Eagles' upcoming opponent as well as on other topical issues related to the Eagles and the NFL. Host Dave Spadaro will join Coach Reid and special guests for a season's worth of inside information direct from the coach's office.

Total Access with Gary Papa presented by Sovereign Bank - This Emmy-nominated half-hour show will air on Sunday evenings at 11:30 p.m. on WPVI - ABC 6, and will provide Eagles fans with the definitive source for Eagles highlights, interviews and reactions concerning that day's game. Other highlights include "locker room footage" no one else has access to, and an exclusive one on one post-game interview with head coach Andy Reid as well as the players.

Inside The Eagles - Hosted by defensive tackle Hollis Thomas, this weekly program gives viewers an "inside" look at the Eagles players and their lives. WTXF Fox-29 has the exclusive broadcast rights to Inside the Eagles and airs it Saturdays at 12:30 p.m. Off-the-field segments highlight the personalities and excitement that surrounds the team as ETN's cameras capture exclusive footage each week. Eagles Insider Dave Spadaro and NFL Films Director of Archives, Ace Cacchiotti, round out the talent on this fast-paced and cutting edge program.

The Verizon Wireless Donovan McNabb Show - Hosted by KYW - 3's Beasley Reese, this program will not only get you closer to the fastest rising star in Philadelphia, it will also take you inside the locker room as well as players and coaches lives. This half hour show will air every Sunday morning at 11:00am on KYW - 3 and will showcase some of the best ETN has to offer.



IMPORTANT DATES

July 22	Signing period ends at 4 PM (ET) for Unrestricted Free Agents to whom June 1 tender was made by Old Club, Transition Players, and Franchise Players who are eligible to receive Offer Sheets. After this date and through 4 PM (ET) on November 13, Old Club has exclusive negotiating rights to these players.
August 6	If a Drafted Rookie has not signed with his club by this date, he may not be traded to any other club in 2002.
August 27	Roster cutdown to maximum of 65 players on Active List by 4 PM (ET).
September 1	Roster cutdown to maximum of 53 players on Active/Inactive List by 4 PM (ET). NFL Europe League exemptions expire. Clubs may dress minimum of 42 and maximum of 45 players and Third Quarterback for each regular season and postseason game.
September 2	After 4 PM (ET) clubs may establish a Practice Squad of five players by signing free agents who do not have an accrued season of free agency credit or who were on the 45-player Active List for less than nine regular season games during their only Accrued Season(s). A player cannot participate on the Practice Squad for more than two seasons.
September 24	Priority on multiple waiver claims is now based on current season's standings.
October 15	All trading ends at 4 PM (ET).
October 16	Players with at least four previous pension-credited seasons are subject to the waiver system for the remainder of the regular season and postseason.
November 4	Deadline for 2002 for an increase in a player's Salary to be counted as Salary for the current year. Any increase in a player's 2002 Salary negotiated after this date will be treated as a Signing Bonus.
November 12	Deadline for clubs to sign by 4 PM (ET) their unsigned Franchise and Transition Players. If still unsigned after this date, such players are prohibited from playing in NFL in 2002.
November 12	Deadline for clubs to sign by 4 PM (ET) their Unrestricted and Restricted Free Agents to whom June 1 tender was made. If still unsigned after this date, such players are prohibited from playing in NFL in 2002.
November 12	Deadline for clubs to sign Drafted players by 4 PM (ET). If such players remain unsigned, they are prohibited from playing in NFL in 2002.
November 30	Deadline for reinstatement of players in Reserve List categories of Retired, Did Not Report and Exclusive Rights, and of players who were placed on Reserve/Left Squad in a previous season.
December 27	Deadline for waiver requests in 2002, except for "special waiver requests" which have a 10-day claiming period, with termination or assignment delayed until after the Super Bowl.
December 31	Clubs may begin signing free agent players for the 2003 season.
January 4-5	Wild Card Playoff Games.
January 11-12	Divisional Playoff Games.
January 19	AFC and NFC Championship Games.
January 26	Super Bowl XXXVII, Qualcomm Stadium, San Diego, CA.
February 3	AFC-NFC Pro Bowl, Honolulu, Hawaii.
Feb. 20-24	Combine Timing and Testing, RCA Dome, Indianapolis, In.
February 24	Deadline for clubs to designate Franchise and Transition Players.
March 3	Expiration date of all player contracts due to expire in 2003.
March 4	Free Agency period begins.
March 23-26	NFL Annual Meeting, Arizona Biltmore, Phoenix, AZ.
April 26-27	Annual Player Selection Meeting, New York, NY.



2002 NFL SCHEDULE



Note: All times are eastern; All Chicago Bears home games will be played in Champaign, IL

WEEK 1
Thursday, September 5
 San Francisco at N.Y. Giants 8:30 p.m.
Sunday, September 8
 N.Y. Jets at Buffalo1:00 p.m.
 Baltimore at Carolina1:00 p.m.
 Minnesota at Chicago1:00 p.m.
 San Diego at Cincinnati1:00 p.m.
 Kansas City at Cleveland1:00 p.m.
 Atlanta at Green Bay1:00 p.m.
 Indianapolis at Jacksonville...1:00 p.m.
 Detroit at Miami.....1:00 p.m.
 Philadelphia at Tennessee...1:00 p.m.
 Arizona at Washington1:00 p.m.
 St. Louis at Denver.....4:15 p.m.
 Seattle at Oakland.....4:15 p.m.
 New Orleans at Tampa Bay ..4:15 p.m.
 Dallas at Houston8:30 p.m.
Monday, September 9
 Pittsburgh at New England ..9:00 p.m.

WEEK 2
Sunday, September 15
 Chicago at Atlanta1:00 p.m.
 Tampa Bay at Baltimore.....1:00 p.m.
 Detroit at Carolina1:00 p.m.
 Cincinnati at Cleveland1:00 p.m.
 Tennessee at Dallas.....1:00 p.m.
 Miami at Indianapolis1:00 p.m.
 Jacksonville at Kansas City ..1:00 p.m.
 Green Bay at New Orleans...1:00 p.m.
 New England at N.Y. Jets1:00 p.m.
 N.Y. Giants at St. Louis4:15 p.m.
 Arizona at Seattle4:05 p.m.
 Buffalo at Minnesota4:15 p.m.
 Houston at San Diego4:15 p.m.
 Denver at San Francisco4:15 p.m.
 Oakland at Pittsburgh8:30 p.m.
Monday, September 16
 Philadelphia at Washington 9:00 p.m.

WEEK 3
Sunday, September 22
 New Orleans at Chicago1:00 p.m.
 Indianapolis at Houston1:00 p.m.
 N.Y. Jets at Miami.....1:00 p.m.
 Carolina at Minnesota1:00 p.m.
 Kansas City at New England 1:00 p.m.
 Dallas at Philadelphia1:00 p.m.
 Cleveland at Tennessee1:00 p.m.
 San Diego at Arizona.....4:05 p.m.
 Buffalo at Denver4:05 p.m.
 Green Bay at Detroit4:15 p.m.
 Seattle at N.Y. Giants.....4:15 p.m.
 Washington at San Francisco4:15 p.m.
 Cincinnati at Atlanta8:30 p.m.
Monday, September 23
 St. Louis at Tampa Bay9:00 p.m.
 (Open Date: Baltimore, Jacksonville, Oakland, Pittsburgh)

WEEK 4
Sunday, September 29
 Chicago at Buffalo1:00 p.m.
 New Orleans at Detroit1:00 p.m.
 Carolina at Green Bay1:00 p.m.
 N.Y. Jets at Jacksonville1:00 p.m.
 Miami at Kansas City1:00 p.m.
 Houston at Philadelphia1:00 p.m.
 Cleveland at Pittsburgh1:00 p.m.
 Dallas at St. Louis1:00 p.m.
 N.Y. Giants at Arizona4:05 p.m.
 Tampa Bay at Cincinnati4:05 p.m.
 Tennessee at Oakland4:15 p.m.
 New England at San Diego ..4:15 p.m.
 Minnesota at Seattle.....8:30 p.m.
Monday, September 30
 Denver at Baltimore9:00 p.m.
 (Open Date: Atlanta, Indianapolis, San Francisco, Washington)

WEEK 5
Sunday, October 6
 Tampa Bay at Atlanta.....1:00 p.m.
 Oakland at Buffalo1:00 p.m.
 Arizona at Carolina1:00 p.m.
 N.Y. Giants at Dallas1:00 p.m.
 Cincinnati at Indianapolis ...1:00 p.m.
 New England at Miami.....1:00 p.m.
 Pittsburgh at New Orleans ..1:00 p.m.
 Washington at Tennessee ...1:00 p.m.
 San Diego at Denver4:05 p.m.
 Kansas City at N.Y. Jets4:05 p.m.
 Philadelphia at Jacksonville..4:15 p.m.
 St. Louis at San Francisco ...4:15 p.m.
 Baltimore at Cleveland8:30 p.m.
Monday, October 7
 Green Bay at Chicago9:00 p.m.
 (Open Date: Detroit, Houston, Minnesota, Seattle)

WEEK 6
Sunday, October 13
 Pittsburgh at Cincinnati.....1:00 p.m.
 Carolina at Dallas1:00 p.m.
 Buffalo at Houston1:00 p.m.
 Baltimore at Indianapolis ...1:00 p.m.
 Detroit at Minnesota1:00 p.m.
 Green Bay at New England ..1:00 p.m.
 Atlanta at N.Y. Giants.....1:00 p.m.
 Jacksonville at Tennessee ...1:00 p.m.
 New Orleans at Washington 1:00 p.m.
 Oakland at St. Louis4:15 p.m.
 Kansas City at San Diego ..4:15 p.m.
 Cleveland at Tampa Bay.....4:15 p.m.
 Miami at Denver8:30 p.m.
Monday, October 14
 San Francisco at Seattle9:00 p.m.
 (Open Date: Arizona, Chicago, NY Jets, Philadelphia)

WEEK 7
Sunday, October 20
 Carolina at Atlanta.....1:00 p.m.
 Jacksonville at Baltimore1:00 p.m.
 Chicago at Detroit1:00 p.m.
 Denver at Kansas City1:00 p.m.
 Buffalo at Miami1:00 p.m.
 San Fran. at New Orleans ...1:00 p.m.
 Minnesota at N.Y. Jets1:00 p.m.
 Tampa Bay at Philadelphia ..1:00 p.m.
 Seattle at St. Louis1:00 p.m.
 Houston at Cleveland4:05 p.m.
 San Diego at Oakland4:05 p.m.
 Dallas at Arizona4:15 p.m.
 Washington at Green Bay ...4:15 p.m.
Monday, October 21
 Indianapolis at Pittsburgh...9:00 p.m.
 (Open Date: Cincinnati, New England, NY Giants, Tennessee)

WEEK 8
Sunday, October 27
 Pittsburgh at Baltimore1:00 p.m.
 Detroit at Buffalo1:00 p.m.
 Tampa Bay at Carolina1:00 p.m.
 Tennessee at Cincinnati.....1:00 p.m.
 Seattle at Dallas1:00 p.m.
 Oakland at Kansas City1:00 p.m.
 Chicago at Minnesota1:00 p.m.
 Atlanta at New Orleans1:00 p.m.
 Cleveland at N.Y. Jets1:00 p.m.
 Arizona at San Francisco4:05 p.m.
 Houston at Jacksonville4:15 p.m.
 Denver at New England4:15 p.m.
 Indianapolis at Washington 8:30 p.m.
Monday, October 28
 N.Y. Giants at Philadelphia ..9:00 p.m.
 (Open Date: Green Bay, Miami, St. Louis, San Diego)

WEEK 9
Sunday, November 3
 Baltimore at Atlanta1:00 p.m.
 New England at Buffalo1:00 p.m.
 Philadelphia at Chicago1:00 p.m.
 Pittsburgh at Cleveland1:00 p.m.
 Dallas at Detroit1:00 p.m.
 Cincinnati at Houston1:00 p.m.
 Tennessee at Indianapolis ...1:00 p.m.
 Minnesota at Tampa Bay1:00 p.m.
 N.Y. Jets at San Diego4:05 p.m.
 St. Louis at Arizona4:15 p.m.
 San Francisco at Oakland ...4:15 p.m.
 Washington at Seattle4:15 p.m.
 Jacksonville at N.Y. Giants...8:30 p.m.
Monday, November 4
 Miami at Green Bay.....9:00 p.m.
 (Open Date: Carolina, Denver, Kansas City, New Orleans)



MEDIA GUIDE

WEEK 10

Sunday, November 10

Cincinnati at Baltimore1:00 p.m.
New Orleans at Carolina1:00 p.m.
Detroit at Green Bay1:00 p.m.
N.Y. Giants at Minnesota1:00 p.m.
Indianapolis at Philadelphia	1:00 p.m.
Atlanta at Pittsburgh1:00 p.m.
San Diego at St. Louis1:00 p.m.
Houston at Tennessee1:00 p.m.
Seattle at Arizona4:05 p.m.
Washington at Jacksonville	..4:05 p.m.
New England at Chicago4:15 p.m.
Kansas City at San Francisco	4:15 p.m.
Miami at N.Y. Jets8:30 p.m.

Monday, November 11

Oakland at Denver9:00 p.m.
-------------------	----------------

(Open Date: Buffalo, Cleveland, Dallas, Tampa Bay)

WEEK 11

Sunday, November 17

New Orleans at Atlanta1:00 p.m.
Cleveland at Cincinnati1:00 p.m.
Dallas at Indianapolis1:00 p.m.
Buffalo at Kansas City1:00 p.m.
Baltimore at Miami1:00 p.m.
Green Bay at Minnesota1:00 p.m.
Washington at N.Y. Giants1:00 p.m.
Arizona at Philadelphia1:00 p.m.
Pittsburgh at Tennessee1:00 p.m.
San Francisco at San Diego	..4:05 p.m.
Carolina at Tampa Bay4:05 p.m.
N.Y. Jets at Detroit4:15 p.m.
Jacksonville at Houston4:15 p.m.
Denver at Seattle4:15 p.m.
New England at Oakland8:30 p.m.

Monday, November 18

Chicago at St. Louis9:00 p.m.
----------------------	----------------

WEEK 12

Sunday, November 24

Tennessee at Baltimore1:00 p.m.
Atlanta at Carolina1:00 p.m.
Detroit at Chicago1:00 p.m.
Jacksonville at Dallas1:00 p.m.
San Diego at Miami1:00 p.m.
Minnesota at New England	..1:00 p.m.
Cleveland at New Orleans1:00 p.m.
Buffalo at N.Y. Jets1:00 p.m.
Cincinnati at Pittsburgh1:00 p.m.
Green Bay at Tampa Bay1:00 p.m.
Oakland at Arizona4:05 p.m.
Kansas City at Seattle4:05 p.m.
N.Y. Giants at Houston4:15 p.m.
St. Louis at Washington4:15 p.m.
Indianapolis at Denver8:30 p.m.

Monday, November 25

Philadelphia at San Fran.9:00 p.m.
---------------------------	---------------

WEEK 13

Thursday, November 28

New England at Detroit12:30 p.m.
Washington at Dallas4:05 p.m.

Sunday, December 1

Miami at Buffalo1:00 p.m.
Baltimore at Cincinnati1:00 p.m.
Carolina at Cleveland1:00 p.m.
Chicago at Green Bay1:00 p.m.
Pittsburgh at Jacksonville	..1:00 p.m.
Arizona at Kansas City1:00 p.m.
Atlanta at Minnesota1:00 p.m.
Tennessee at N.Y. Giants1:00 p.m.
Houston at Indianapolis4:05 p.m.
Denver at San Diego4:05 p.m.
St. Louis at Philadelphia4:15 p.m.
Seattle at San Francisco4:15 p.m.
Tampa Bay at New Orleans	..8:30 p.m.

Monday, December 2

N.Y. Jets at Oakland9:00 p.m.
----------------------	----------------

WEEK 14

Sunday, December 8

Cincinnati at Carolina1:00 p.m.
San Francisco at Dallas1:00 p.m.
Cleveland at Jacksonville1:00 p.m.
St. Louis at Kansas City1:00 p.m.
Buffalo at New England1:00 p.m.
Houston at Pittsburgh1:00 p.m.
Atlanta at Tampa Bay1:00 p.m.
Indianapolis at Tennessee1:00 p.m.
N.Y. Giants at Washington1:00 p.m.
Detroit at Arizona4:05 p.m.
New Orleans at Baltimore4:05 p.m.
Philadelphia at Seattle4:05 p.m.
Denver at N.Y. Jets4:15 p.m.
Oakland at San Diego4:15 p.m.
Minnesota at Green Bay8:30 p.m.

Monday, December 9

Chicago at Miami9:00 p.m.
------------------	----------------

WEEK 15

Sunday, December 15

Seattle at Atlanta1:00 p.m.
San Diego at Buffalo1:00 p.m.
N.Y. Jets at Chicago1:00 p.m.
Jacksonville at Cincinnati1:00 p.m.
Indianapolis at Cleveland1:00 p.m.
Tampa Bay at Detroit1:00 p.m.
Baltimore at Houston1:00 p.m.
Oakland at Miami1:00 p.m.
Minnesota at New Orleans	..1:00 p.m.
Washington at Philadelphia	1:00 p.m.
Carolina at Pittsburgh1:00 p.m.
Kansas City at Denver4:05 p.m.
Dallas at N.Y. Giants4:15 p.m.
Green Bay at San Francisco	..4:15 p.m.
Arizona at St. Louis8:30 p.m.

Monday, December 16

New England at Tennessee	..9:00 p.m.
--------------------------	-------------

WEEK 16

Saturday, December 21

Miami at Minnesota1:30 p.m.
San Francisco at Arizona5:00 p.m.
Philadelphia at Dallas8:30 p.m.

Sunday, December 22

Detroit at Atlanta1:00 p.m.
Chicago at Carolina1:00 p.m.
New Orleans at Cincinnati1:00 p.m.
Buffalo at Green Bay1:00 p.m.
N.Y. Giants at Indianapolis	..1:00 p.m.
Tennessee at Jacksonville	...1:00 p.m.
San Diego at Kansas City1:00 p.m.
Houston at Washington1:00 p.m.
St. Louis at Seattle4:05 p.m.
Cleveland at Baltimore4:15 p.m.
Denver at Oakland4:15 p.m.
N.Y. Jets at New England8:30 p.m.

Monday, December 23

Pittsburgh at Tampa Bay9:00 p.m.
-------------------------	----------------

WEEK 17

Saturday, December 28

Philadelphia at N.Y. Giants	..1:30 p.m.
Kansas City at Oakland5:00 p.m.

Sunday, December 29

Cincinnati at Buffalo1:00 p.m.
Atlanta at Cleveland1:00 p.m.
Minnesota at Detroit1:00 p.m.
Tennessee at Houston1:00 p.m.
Miami at New England1:00 p.m.
Carolina at New Orleans1:00 p.m.
Baltimore at Pittsburgh1:00 p.m.
Dallas at Washington1:00 p.m.
Jacksonville at Indianapolis	4:05 p.m.
Arizona at Denver4:15 p.m.
Green Bay at N.Y. Jets4:15 p.m.
Seattle at San Diego4:15 p.m.
Tampa Bay at Chicago8:30 p.m.

Monday, January 30

San Francisco at St. Louis9:00 p.m.
----------------------------	---------------

POSTSEASON

Saturday, January 4

AFC and NFC Wild Card Playoffs (ABC)

Sunday, January 5

AFC and NFC Wild Card Playoffs (CBS and FOX)
--

Saturday, January 11

AFC and NFC Divisional Playoffs (CBS and FOX)

Sunday, January 12

AFC and NFC Divisional Playoffs (CBS and FOX)

Sunday, January 19

AFC and NFC Championship Games (CBS and FOX)
--

Sunday, January 26

Super Bowl XXXVII (ABC)

in San Diego, CA

Sunday, February 2

AFC-NFC Pro Bowl in Honolulu, HI (ABC)
--



ALL-TIME PRACTICE SQUAD ROSTER



In 1989 the NFL instituted a 5-man "developmental squad" for all clubs. One year later, the name was changed to the practice squad. The following players were a member of the Eagles' developmental/practice squad for at least part of the year indicated.

James Allen (RB) Oklahoma	1997
Patrick Augafa (G) Iowa State	1997
David Bailey (DE) Oklahoma State	1989
Robert Barr (T) Rutgers	1999
Ephesians Bartley (LB) Florida	1992
Paul Berardelli (G) Villanova	1989
James Bostic (RB) Auburn	1998
Jason Bostic (CB) Georgia Tech	1999
Luther Broughton (TE) Furman	1997
Ben Brown (QB) Tennessee State	1990
Curt Bryant (DL) North Carolina	1993
Phil Bryant (RB) Virginia Tech	1994
Vaughn Bryant (CB) Stanford	1995
Chris Buckhalter (FB) So. Mississippi	1996
Dialleo Burks (WR) Eastern Kentucky	1996
Lamont Burns (G) East Carolina	1998
Lonny Calicchio (K) Mississippi	1997
Ben Cavil (G) Oklahoma	1996
Chuck Clements (QB) Houston	1998
Gregory Clifton (WR) Johnson Smith	1994
Keith Council (DT) Hampton	1998
Tarren Crawford (T/G) Central State (OH)	1998
Alan Dial (S) UCLA	1989
Nate Dingle (LB) Cincinnati	1995
Chris Dausin (C) Texas A&M	1994
Pernell Davis (DT) Alabama-Birmingham	2001
Troy Drake (T) Indiana	1995
Anthony Edwards (WR) N.M. Highlands	1989
DeShawn Fogle (LB) Kansas State	1997
Fredric Ford (CB) Miss. Valley St.	1996
John Frank (DE) Utah	2001
Steven Gabbard (T) Florida State	1989
Nick Gallery (P) Iowa	1998
Tom Garlick (WR) Fordham	1994
Tom Gerhart (S) Ohio	1992
Kendrick Gholston (DE) Louisville	2000
Ron Goetz (LB) Minnesota	1991
Anthony Gray (RB) Western New Mexico	2001
Ury Hall (DE) Washington State	1994
Uhuru Hamiter (DE) Delaware State	2000
Thomas Hamner (RB) Minnesota	2000
William Hampton (CB) Murray State	2000
Karl Hankton (WR) Trinity College	1998
Eric Harmon (G) Clemson	1991
Brandon Harrison (WR) Howard Payne	1996
Maurice Henry (LB) Kansas State	1990
Bill Hess (WR) West Chester	1991-92
Brandon Houston (T) Oklahoma	1992
Dwight Johnson (DE) Baylor	2000
Maurice Johnson (TE) Temple	1990

Preston Jones (QB) Georgia	1993
Tyrone Jones (S) Arkansas State	1989
Alai Kalaniualu (G) Oregon State	1995
Reggie Lawrence (WR) N. Carolina St.	1993
Garret Limbrick (RB) Oklahoma State	1989
Stephen Neal (T) California State-Bakersfield	2001
Deland McCullough (RB) Miami (OH)	1997
Thomas McGaughey (SS) Houston	1996
Mike McKenzie (TE) Baylor	1993
Tin McTyer (CB) BYU	1997
Lemar Marshall (S) Michigan State	1999
Whit Marshall (LB) Georgia	1996
Eric Matthews (WR) Indiana	1997
Curtis Mayfield (WR) Oklahoma State	1992
Harvey Middleton (WR) Georgia Tech	1998
Horacio Moronta (DT) Wagner	1990
Melvin Patterson (WR) Stephen F. Austin	1991
Andre Powell (LB) Penn State	1992
Jamie Reader (FB) Akron	1999
Michael Reed (FB) Washington	1998-99
Mike Renna (DT) Delaware	1991
Anthony Rice (CB) Laverne	1997
Paul Richardson (WR) UCLA	1993
Terry Richardson (RB) Syracuse	1995
Damien Robinson (S) Iowa	1997
Roderick Robinson (QB) Arkansas-Pine Bluff	1999
Kendrick Rogers (T) Alabama A&M	2001
Ron Rogers (LB) Georgia Tech	1998
John Romero (C/G) California	2000
Oliver Ross (T) Iowa State	1999
Glenn Rountree (G) Clemson	1999
Joe Rudolph (G) Wisconsin	1995
Sean Scott (WR) Millersville	2001
Paul Shields (FB) Arizona	1999
Oscar Shorten (LB) Abilene Christian	1994
Geroy Simon (WR) Maryland	1997
Kaseem Sinceno (TE) Syracuse	1998
Doug Skene (T) Michigan	1993
Henry Slay (DT) West Virginia	1998
Rod Smart (RB) Western Kentucky	2001
Troy Smith (WR) East Carolina	1999
Howard Smothers (G) Bethune-Cookman	1995
Paul Snellings (T) Georgia	2000
Freddie Solomon (WR) South Carolina St.	1995
Ron Sterling (S) Maine	1989
Dax Strohmeier (LB) Rutgers	2001
Greg Studdard (T) Sam Houston State	1999
Kevin Swayne (WR) Wayne State	1999
John Talley (TE) West Virginia	1989
Elijah Thurmon (WR) Howard	2000
Tyrone Watson (WR) Tennessee State	1990
Ben Williams (DT) Minnesota	1999
Marcus Wimberly (S) Miami	1998
Sean Woodson (S) Jackson State	1998
Sylvester Wright (LB) Kansas	1995
Steve Zahursky (G) Kent State	1998



NFL FREE AGENCY Q&A

**Q -- What are the categories of free agency?**

A -- Players are either "restricted" or "unrestricted" free agents. Within the categories are also "transition" and "franchise" players.

Q -- What is the time period for free agency signings this year?

A -- For restricted free agents, from March 1 to April 15; for unrestricted free agents and transition players, from March 1 to July 22 (or the first scheduled day of the first NFL training camp, whichever is later); and for franchise players, from March 1 through the 10th week of the season (November 12).

Q -- What is the difference between a restricted free agent and an unrestricted free agent?

A -- Players become restricted free agents when they complete three accrued seasons and their contract expires. Unrestricted free agents have completed four or more accrued seasons with an expired contract.

Q -- What constitutes an "accrued season"?

A -- Six or more regular-season games on a club's active/inactive, reserved-injured or "physically unable to perform" lists.

Q -- Other than accrued seasons, what determines a restricted free agent?

A -- He has received a "qualifying" offer (a salary level predetermined by the Collective Bargaining Agreement between the league and its players) from his old club. He can negotiate with any club through April 15. If the restricted free agent accepts an offer sheet from a new club, his old club can match the offer and retain him because it has the "right of first refusal." If the old club does not match the offer, it can possibly receive draft-choice compensation depending on the amount of its qualifying offer. If an offer sheet is not executed, the player's rights revert to his old club on April 16.

Q -- What determines an unrestricted free agent?

A -- A player with four or more accrued seasons whose contract has expired. He is free to sign with any club, with no compensation owed to his old club, through July 22 (or the first scheduled day of the first NFL training camp, whichever is later). On July 23, his rights revert to his old club if it made a "tender" offer (110 percent of last year's salary) to him by June 1. His old club then has until the 10th week of the season (November 12) to sign him. If he does not sign by November 12, he must sit out the season. If no tender is offered by June 1, the player can be signed by any club at any time throughout the season.

Q -- What determines a transition player?

A -- His club must offer a minimum of the average of

the top 10 salaries of last season at the player's position or 120 percent of the player's previous year's salary, whichever is greater. A transition player designation gives the club a first-refusal right to match within seven days an offer sheet given to the player by another club after his contract expires. If the club matches, it retains the player. If it does not match, it receives no compensation.

Q -- What determines a franchise player?

A -- A club can designate one franchise player in any given year. The salary level offer by a player's old club determines what type of franchise player he is. An "exclusive" franchise player -- not free to sign with another club -- is offered a minimum of the average of the top five salaries at the player's position as of April 15, or 120 percent of the player's previous year's salary, whichever is greater. If the player is offered a minimum of the average of the top five salaries of last season at his position, he becomes a "non-exclusive" franchise player and can negotiate with other clubs. His old club can match a new club's offer, or receive two first-round draft choices if it decides not to match.

Q -- Can a club decide to withdraw its franchise or transition designations on a player? If so, can it then use them on other players?

A -- A club can withdraw its franchise or transition designations and the player then automatically becomes an unrestricted free agent either immediately or when his contract expires. The club cannot name a new transition player (two allowed in 1993, one in 1994 and one in the final year of the CBA). It can name a new franchise player the next year. A club can, though, designate a transition player in lieu of a franchise player at any time.

Q -- What determines each team's salary cap? Is it always in effect?

A -- The salary cap is the absolute maximum each club may spend on player salaries in a capped year. For 2002, that amounts to 64 percent of leaguewide "Defined Gross Revenues" (divided by 32 teams), made up of preseason, regular-season and postseason gate receipts and radio and television rights. The cap is in effect 365 days a year. From March 1 to the day before the season begins, a club's top 51 salaried players count towards the cap, plus pro-rated signing bonuses, incentives, etc., but not base salaries of other players on the roster up to 80. Thereafter, all salaries on a club's roster count towards the cap. The maximum salary cap for 2002 is \$71,101,000 per club. The minimum salary cap is \$60,495,000. Player benefits are \$10,906,000 per club above the salary cap number.



EAGLES IN THE COMMUNITY

**Community Involvement Starts at the Top**

In addition to being responsible for the founding and operation of Eagles Youth Partnership, the club's non-profit, charitable arm, Eagles Chairman/CEO Jeffrey Lurie, and President Joe Banner, are both personally committed to improving the lives of children.

Foremost among Lurie's passions is the fight against autism, a biological disorder of the brain that impairs communication and social skills, basically rendering children, and later adults, unable to communicate their feelings and emotions. He has a brother who is autistic. A director of both the Autism Research Foundation and the National Alliance for Autism Research, Lurie's involvement has been lifelong. In 2000 the Lurie family donated \$1,000,000 to the National Association for Autism Research.

Similarly, Banner's passion revolves around City Year, a non-profit community service organization that brings together young adults from diverse backgrounds for a challenging and rewarding year of community service. Throughout the country, over 1,500 corps members from all races, economic and social backgrounds tutor, mentor and support children of all ages; help them develop their potential and play a more active role in their schools, homes and neighborhoods. Banner serves as Co-Chair of City Year Greater Philadelphia.

Players in the Community

In addition to taking part in various events for EYP, players often participate in community events by serving as reading mentors at local schools, and by speaking at youth summits about the importance of staying in school and staying off drugs. Players also frequently welcome special children on visits to training camp as well as to the NovaCare Complex.



TE Tony Stewart visits with students from the Pennsylvania School for the Deaf.

The contribution of time and effort to the community by Eagles players is not limited to those few acts, though. Chad Lewis went on a goodwill tour of the Far East on behalf of the NFL this past offseason. Tra Thomas literally donated his head to science when he allowed it to be molded for a permanent exhibit at the Franklin Institute Science Museum. Brian Dawkins is a spokesperson for the Burn Prevention Foundation. Brian Mitchell participated in the Trade for the Kids event at the Philadelphia Stock Exchange where he spoke to the kids about the importance of education and rang the opening bell for the day. Jon Runyan has donated his time and been included as a supporter of Variety Club in local advertising campaigns. Sean Landeta and Ike Reese took part in a Touchdowns for Technology Event at Kensington (PA) HS, during which Lockheed Martin and WYSP Radio donated numerous computers to the school. Reese also sponsored high school students from his hometown of Cincinnati, OH, so that they could compete in an AAU Basketball Tournament in the Philadelphia area. Reese not only attended their games but also served as a tour guide for the weekend. Hollis Thomas and Cecil Martin joined the armed forces - at least for a day - and took to the skies in a Blackhawk helicopter, visiting Army National Guard troops. Martin also serves as the honorary Chairman for the annual Philadelphia Committee to End Homelessness Art Auction and is an extremely frequent participant in EYP events.

A number of Eagles are also involved in bettering the lives of homeless men at the Bethesda Project, a Philadelphia-area shelter. Several players donate money to the Project, and at Thanksgiving, served meals to the residents.

Thanksgiving is also the time when the Eagles hold a food drive to benefit the Greater Philadelphia Food Bank. The 2000 and 2001 drives were record-breaking endeavors as fans donated over 11,000 pounds of food at each drive. Later in each holiday season, the Eagles host a highly successful Book & Toy Drive which results in tens of thousands of toys being donated to the US Marines "Toys for Tots" effort and a near equal number of books being distributed to Philadelphia-area children.

Eagles And Firefighters Raise Nearly \$114,000 For Victims' Families

In the wake of the tragic events that took place on September 11, 2001, the Eagles and the



EAGLES IN THE COMMUNITY



Philadelphia Firefighters/Local 22 teamed up for a fundraising event. When the Eagles hosted the Cowboys on Sept. 30th, firefighters staffed Veterans Stadium ramps to collect funds for the victims' families. Their efforts, and the generosity of Eagles fans raised \$56,961.47. The Eagles, in turn, matched that figure, bringing the total amount to \$113,922.24.

The Eagles contributed their portion of the funds to The Families of Freedom Scholarship Fund (TFFSF). Established to provide education assistance or post-secondary study to financially needy children and spouses of those killed or permanently disabled as a result of the "Attack on America." TFFSF is part of the Citizens' Scholarship Foundation of America.

The members of Local 22 contributed their portion to The Twin Towers Fund, a fund established to help the families of those members of the Police and Fire Departments of New York, EMS, as well as the Port Authority of New York and New Jersey who were killed or injured on September 11th.

United Way

As part of the NFL's partnership with the United Way, the Eagles work closely with the Southeastern PA chapter of this charity. The Eagles participate annually in the Hometown Huddle event in October. On this day, each team partners with local United Way agencies and in 2001, the Eagles worked with Children's Services Inc. Six players spent the day with children from CSI, participating in conflict resolution games and sharing positive messages.



Many Eagles work alongside the United Way including DT Paul Grasmann, who is pictured here with David from Children's Services Incorporated at the annual Hometown Huddle

Also, Duce Staley represented the club in the NFL's annual series of televised promotional spots for the United Way. His spot, entitled "Chrysanthemum," won a 2001 ADDY Award for "creative advertising" in the "Public Service Division/ Electronic Media, Television" from the American Advertising Federation.

Player Foundations

Many Eagles players are active in the community through their own foundations. Donovan McNabb, Hugh Douglas, Duce Staley, Brian Mitchell, Bobby Taylor and Troy Vincent have created their own foundations in order to support various causes in their hometown and Philadelphia-area community. For specific information on each of their foundations, please refer to the player bios in this media guide.

Hospital Visits

Eagles players and coaches frequently visit children and adults during their hospital stays. In particular, David Akers routinely visits Philadelphia-area children's hospital during the football season. Each week he apologizes to hospital employees for staying so long and for keeping them long after their shifts have ended. Not surprisingly, few complain. Similarly, Andy Reid also makes many visits to local children's hospitals during the off-season.

Practice Visits

The Eagles regularly take time to host local children at practice. This type of a visit is usually reserved for children who are generally too sick to attend a game and always creates lasting memories.

Coaches

Eagles coaches, including Andy Reid, donate their time to worthy causes. Many act as reading "coaches" in local schools where they assist children learning to read. They also develop individual community programs for their player position groups.

Cheerleader & Mascot Programs

The Cheerleaders and SWOOP, the mascot, work together in two ways to get children excited about reading and safety: by participating in the Cheer for Reading program and the D.A.R.E. program.

The Philadelphia Eagles Junior Cheerleader program is a yearlong program designed for girls under the age of 16. It provides them with an opportunity to live out their dream of being an Eagles cheerleader and dance at selected Eagles home games.

For more information on the Eagles community relations efforts, please contact manager of community relations Julie Dubin at 215-339-6881.



MEDIA INFORMATION

**Philadelphia Eagles Media Services Department**

Derek Boyko, Director of Football Media Services
 Rich Burg, Football Media Services Assistant
 Bob Lange, Football Media Services Assistant
 Brian Cunningham, Graduate Assistant

Phone Numbers:

Main Number: 215-463-2500
 Media Services Private Line: 215-463-0984
 Media Information Line: 215-339-6786
 Media Work Room: 215-320-5865
 Fax: 215-339-6745

Email addresses:

Boyko – boyko@eagles.nfl.com
 Burg – burg@eagles.nfl.com
 Lange – lange@eagles.nfl.com
 Cunningham – cunningham@eagles.nfl.com

Training Camp:

Phone: 610-758-2352, 2353, 2354, or 2355
 Fax: 610-758-6034
 Media Work Room: 610-758-6034
 General Information: 610-758-6868

Interview Requests: All interview requests for players, coaches, executive or staff members should be directed to the Eagles media services department. For coaches, executives, and staff members, please direct your request to Derek Boyko. For Donovan McNabb, please contact Rich Burg. For other players, please direct your request to Burg, Bob Lange, or Brian Cunningham.

Coaches Media Availability: Head coach/executive vice president of football operations Andy Reid will address the media on Monday (12:30 pm), Wednesday (11:45 am), and Friday (1:00 pm) in the NovaCare Complex auditorium before a typical Sunday regular season game. He will be available to the opposing team's media via a conference call on Wednesday. On Thursday, offensive coordinator Brad Childress, defensive coordinator Jim Johnson, and special teams coach John Harbaugh will address the media in the NovaCare Complex auditorium following walk-thru at approximately 11:45 am. Coaches are not available for interviews on Tuesdays.

Players Media Availability: The Eagles locker room is open to accredited media on Monday (after Reid's press conference), Wednesday (12:15 - 1 pm and after practice), Thursday (12:15 - 1 pm, and after practice), and Friday (after practice) before a typical Sunday game. QB Donovan McNabb will address the media on Wednesday at the NovaCare Complex auditorium at approximately 12:00 pm. Players are not available for interviews on Tuesdays.

Practice Regulations: Before a typical Sunday game, the Eagles will practice on Wednesday and Thursday from 1:30

to 3:30 pm and Friday at 11:30 am to 1:00 pm at the NovaCare Complex. Wednesday's practice is open to the media for the first 20 minutes of practice and photographers may film individual drills only. Thursday's practice is open to the media for the entire practice, but the photographers may film the first 20 minutes of individual drills only. Friday's practice is open to the media for the entire practice, but photographers may not film any portion of practice.

Credentials: All credential requests for home games and practices at the NovaCare Complex must be made through the Eagles media relations department. Season credentials are issued in August and game-by-game credentials must be made at least one week prior to the game. Local media requesting credentials for a road game must have that request into the Eagles media relations department by Monday at 10 am preceding the game. Credential requests must be submitted in writing on company letterhead by mail (One NovaCare Way, Philadelphia, PA, 19145), fax (215-339-6745), or email (burg@eagles.nfl.com).

Telephone services: Media desiring to have their own press box telephone line must order it directly from Tom Hodge of Verizon (215-463-0083 or by pager 215-842-5466). Please specify if you need an instrument.

Press Releases: All Eagles press releases are distributed via fax and email. To receive the team's press releases by email, please submit your request on company letterhead to the media services department (see credential section above).

Directions to the NovaCare Complex: (from north/New Jersey Turnpike) Take the NJ Turnpike to exit 3. Follow signs to the Walt Whitman Bridge. Take 295 South to 76 West. Cross the WWB and exit at Broad Street. Make a left at the first light. Travel 3/4 mile to Pattison Avenue and make a right. NovaCare Complex is on your right ... (from north/Pennsylvania) Take 95 South to Broad Street exit. At third light, make a left onto Pattison Avenue. NovaCare Complex is on your right ... (from south/airport) Take 95 North to Broad Street exit. At third light, make a left onto Pattison Avenue. NovaCare Complex is on your right.



BOYKO



BURG



LANGE



CUNNINGHAM



The wireless network that scores on every call.



Verizon Wireless is the official wireless provider of the Philadelphia Eagles.

Our goal is nothing short of excellence. That's why we've built the largest, most advanced network in the nation. And our network tests prove that from the end zone to your neighborhood and all across the country, Verizon Wireless has America's most reliable national wireless network.



FOR FREE DELIVERY, CALL
1.888.466.4646
verizonwireless.com


 **verizon**wireless
We never stop working for you.™

Best network claim based on results of our reliability studies and network advantages. See <http://www.verizonwireless.com/bestnetwork> for details. Largest, most advanced network claim based on industry reports of carrier-operated covered population.

©2002 Verizon Wireless.



94 WYSP EAGLES RADIO



CHAMPIONS

Merrill Reese · Coach Reid · Mike Quick

GAME DAY LIVE

2002 MEDIA GUIDE

