



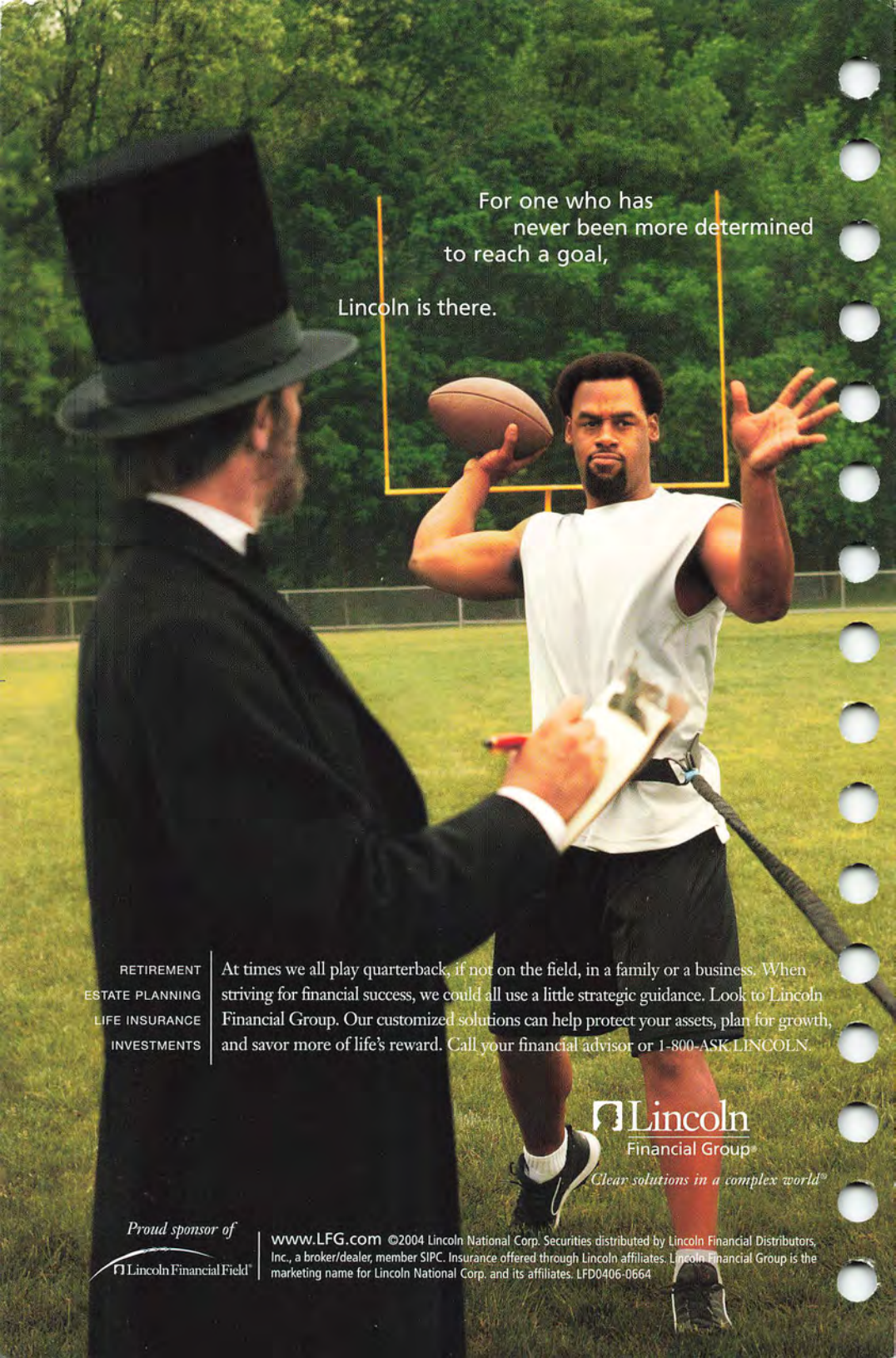
**PHILADELPHIA EAGLES**

**2004  
MEDIA GUIDE**



**NFC EAST  
DIVISION CHAMPIONS**





For one who has  
never been more determined  
to reach a goal,

Lincoln is there.

RETIREMENT  
ESTATE PLANNING  
LIFE INSURANCE  
INVESTMENTS

At times we all play quarterback, if not on the field, in a family or a business. When striving for financial success, we could all use a little strategic guidance. Look to Lincoln Financial Group. Our customized solutions can help protect your assets, plan for growth, and savor more of life's reward. Call your financial advisor or 1-800-ASK LINCOLN.

 **Lincoln**  
Financial Group®

*Clear solutions in a complex world®*

*Proud sponsor of*

 Lincoln Financial Field®

[www.LFG.com](http://www.LFG.com) ©2004 Lincoln National Corp. Securities distributed by Lincoln Financial Distributors, Inc., a broker/dealer, member SIPC. Insurance offered through Lincoln affiliates. Lincoln Financial Group is the marketing name for Lincoln National Corp. and its affiliates. LFD0406-0664





More publications available at:

[www.retroseasons.com/library/](http://www.retroseasons.com/library/)



## 2004 SCHEDULE



### ► PRESEASON

Day	Date	Opponent	Time	Network
Friday	August 13	at New England	8:00pm	ETN/CBS-3
Friday	August 20	Baltimore	8:00 pm	CBS
Sunday	August 22	<i>Eagles Carnival, Lincoln Financial Field</i>		
Thursday	August 26	Pittsburgh	8:00 pm	ESPN
Friday	September 3	at NY Jets	7:00 pm	ETN/CBS-3

### ► REGULAR SEASON

Day	Date	Opponent	Time	Network
Sunday	September 12	NY Giants	4:15 pm	FOX
Monday	September 20	Minnesota	9:00 pm	ABC
Sunday	September 26	at Detroit	1:00 pm	FOX
Sunday	October 3	at Chicago	1:00 pm	FOX
Sunday	October 10	-----BYE-----		
Sunday	October 17	Carolina	1:00 pm	FOX
Sunday	October 24	at Cleveland	1:00 pm	FOX
Sunday	October 31	Baltimore	1:00 pm	CBS
Sunday	November 7	at Pittsburgh	1:00 pm	FOX
Monday	November 15	at Dallas	9:00 pm	ABC
Sunday	November 21	Washington	4:15 pm	FOX
Sunday	November 28	at NY Giants	1:00 pm	FOX
Sunday	December 5	Green Bay	4:15 pm	FOX
Sunday	December 12	at Washington	8:30 pm	ESPN
Sunday	December 19	Dallas	1:00 pm	FOX
Monday	December 27	at St. Louis	9:00 pm	ABC
Sunday	January 2	Cincinnati	1:00 pm	CBS

\* All times Eastern Time

### ► POSTSEASON

Wild Card Playoff Games .....	January 8-9
Divisional Playoff Games .....	January 15-16
AFC/NFC Championship Games .....	January 23
Super Bowl XXXIX, Jacksonville, FL (ALLTEL Stadium) .....	February 6
AFC-NFC Pro Bowl, Honolulu, HI (Aloha Stadium) .....	February 13

## TEAM INFORMATION



### ADDRESS:

Philadelphia Eagles  
NovaCare Complex  
One NovaCare Way  
Philadelphia, PA 19145

Main Office: 215-463-2500  
Ticket Office: 215-463-5500  
Fax: 215-339-5464  
Public Relations Fax: 215-339-6745

**EAGLES MERCHANDISE:** 888-2-4-STUFF

**WEB SITE:** PhiladelphiaEagles.com

**TEAM COLORS:** Midnight Green (PMS 316), Silver (PMS 8240), Black, and White

**STADIUM:** Lincoln Financial Field (65,352)

**FLAGSHIP RADIO STATION:** WYSP (94.1 FM)

**PRESEASON TELEVISION:** Eagles Television Network in conjunction with CBS 3

**TRAINING CAMP:** Lehigh University, Bethlehem, PA 18015 • 610-758-6868





## TABLE OF CONTENTS



### Attendance:

Game by Game, 1933-2003 .....	260-317
Yearly Totals, 1980-2003, Records .....	261

### Biographies:

Management, Coaches, and Staff .....	10-52
Veteran Players .....	54-189
Draft Choices and Free Agents .....	190-201
Honor Roll Inductees .....	333-338

### Community Relations .....

### Directories:

Eagles Staff .....	6-7
--------------------	-----

### Draft Choices:

1975-2004 .....	357-362
2004 Selections .....	190-196, 362
First Choices, 1936-2004 .....	357

### Eagles Television Network .....

### Eagles Youth Partnership .....

### History, Year-by-Year .....

### Honors

2003 .....	220
NFL Honors, All-Time .....	256-257
NFL/NFC Most Valuable Players .....	61, 256
NFL/NFC Rookies of the Year .....	191, 256
Coaches of the Year .....	256, 365
Eagles Most Valuable Players, 1984-2003 .....	255

### Important NFL Dates .....

### Last Time, Miscellaneous Scoring Plays and Game Performances .....

### Lincoln Financial Field .....

### Media Information .....

### NovaCare Complex .....

### Personnel Moves, 2003-2004 .....

Trades, 1996-2004 .....	217
-------------------------	-----

### Player Participation, 2003 .....

### Playoffs Records .....

### Pro Bowl Eagles, 1951-2004 .....

### Pronunciation Guide .....

### Radio .....

### Records, All Time:

Best Performances vs. Eagles .....	249
Coaches Records .....	365
Won-Lost Record 1933-2003 .....	261

### Miscellaneous .....

NFL Records set by Eagles .....	245
Playoff, Individual .....	330-331
Playoff, Team .....	331-332
Regular Season, Individual .....	240-245
Regular Season, Team .....	246-248

### Results:

2003 Game-By-Game Review .....	222-239
Overseas Games .....	321
Overtime Games .....	366
Postseason Results .....	329
Preseason, 1979-2003 .....	318
Primetime Games .....	266
Regular Season, 1933-2003 .....	260-317
Series vs. NFL Opponents .....	319-328, 338
2003 NFL Standings & Results .....	221

### Retired Jersey Numbers .....

### Rosters:

2004 Training Camp .....	202-203
Cutdown Dates .....	367
Coaches, All-Time .....	364-365
Current Eagles, NFL Europe .....	40
Practice Squad, All-Time .....	372
How the 2004 Eagles Were Built .....	53
Players, All Time, Alphabetically .....	346-356

### Schedules:

2004 Eagles .....	1
2004 National Football League .....	368-369

### Starting Lineups, 2003 .....

### Statistics:

Individual, 2003 .....	204-205, 210-212
Team, 2003 .....	208-209
Year-by-Year Leaders, 1933-2003 .....	250-352
Year-by-Year, 1948-2003 .....	262-317
Eagles Rankings, 2002-2003 .....	213
All-Time Team Highs and Lows .....	216

### Top Performances

300-Yard Passing Games .....	253
100-Yard Rushing Games .....	254
100-Yard Receiving Games .....	255
150-Yard Receiving Games .....	255

### Training Camp Info .....

## CREDITS

### 2004 Philadelphia Eagles Media Guide

Editors: Derek Boyko, Bob Lange, Rich Burg, Scott Horner and Chris Lundy

Graphic Design: Rob Babik, Design One Associates (856-596-7332)

Photography Provided By: Ed Mahan, Drew Hallowell, Hunter Martin, Tom Briglia,  
Michael Cordano & Joe Labolito

Printing: Rich Simon, St. Ives Burrups (215-563-9000)





## **ROBERT STANFORD "BOB" BROWN** **2004 Pro Football Hall of Fame Inductee**

**Position:** Tackle

**Height, Weight:** 6-4, 280

**Born:** 12/8/41 in Cleveland, OH

**High School:** East Tech, Cleveland, OH

**College:** Nebraska

**Acquired by Eagles:** 01-1964 (2nd overall selection)

**Years with Eagles:** 1964-68

**Other NFL Experience:** Los Angeles Rams 1969-70; Oakland 1971-73

**Pro Football Hall of Fame:** Elected 1/31/04; Enshrined 8/8/04



One of the most dominant linemen in NFL history, Bob Brown had a simple philosophy, "I beat on people from the opening kickoff. I want them to not be sure they want to keep coming. I try to take a toll on them."

An All-America guard at Nebraska who was voted college football's Lineman of the Year in 1963, Brown was drafted in the first round in 1964 by both the National Football League's Philadelphia Eagles (2nd overall) and the Denver Broncos of the then-rival American Football League (1st overall). Choosing the NFL, Brown began his impressive pro football career in Philadelphia.

Although a knee injury suffered in 1967 bothered him through much of the rest of his career, Brown continued to excel. He was named All-NFL nine of his 10 seasons with the Eagles (1964-68), Los Angeles Rams (1969-70), and Oakland Raiders (1971-73). Named the NFL/NFC offensive lineman of the year three times and a member of the 1960's all-decade team, Brown was also chosen to play in six Pro Bowls, including three with the Eagles. In 1969, after five consecutive all-league seasons with the Eagles, the behemoth lineman was traded to Los Angeles.





## Lincoln Financial Field™

Upon purchasing the Eagles in 1994, Jeffrey Lurie stated, unequivocally, that building a new, state-of-the-art stadium would be a key component in the effort to build the Eagles into an elite NFL franchise.

"Winning the Super Bowl is the ultimate goal," said Lurie, the team's Chairman/CEO. "Stadiums and training facilities, however, are a vital element in the success and stability of franchises on both a present and long-term basis. As an organization, you want to assemble the best staff and players, but you also have to provide them with the best facilities and environment in which to achieve success.

"That's what we want to do with Lincoln Financial Field and the NovaCare Complex. With regard to each venue, we have made a dramatic leap. Both are striking in terms of their architecture and amenities, and can be seen as icons for the Eagles and for Philadelphia."

### STADIUM FACTS AND FIGURES

Estimated Cost	\$512 million	Number of Concourses	2
Seating Capacity	68,532	Width of Concourses	Range from 60-90 ft.
Front Row From Sidelines	60 ft.	Total Novelty Locations	22
Pct. of Seats Along Sidelines	66%	Permanent Novelty Locations	10
Wheelchair Accessible Seats	685	Eagles Pro Shop	1
Luxury Suites	172	Video Screens	Daktronics-Provision
Luxury Suite Seats	3,040	Size of Video Screens	2(each @ 27'x96'); 1 (14'x25')
Club Seats	10,828	Stadium Footprint	790' x 825'-15 acres
Club Lounges	2 @ 40,000 sq. ft. each	Men's Restroom Facilities	1 for every 58
Parking Spaces- Sports Complex	22,000	Women's Restroom Facilities	1 for every 57
Concession Points of Sale	308	Family Restrooms	12
		Home Locker Room Area	14,400 sq. ft.







In grand fashion, the Eagles opened their NovaCare Complex practice facility in the spring of 2001. The spectacular 108,000-square-foot facility offers the very best in terms of space, amenities and care and effort put forth for the players, coaches and staff of the Eagles.

"The NovaCare Complex allowed us to go from having one of the worst facilities in the National Football League to the very best of facilities," said team Chairman/CEO Jeffrey Lurie. "It means so much for everyone in this organization to go to work each day and be proud of where they are working, from the executives, to the assistants, to the trainers, and, of course, to the players. Everyone in the organization, I think, is very proud of where they are working. It provides the whole organization with a great atmosphere and enhances the degree of camaraderie because there are all sorts of rooms people can actually spend time with each other as opposed to the setup we had to endure whereby people were so compartmentalized."





## EMPLOYEE DIRECTORY



### EXECUTIVE ADMINISTRATION

Jeffrey Lurie	Chairman and Chief Executive Officer
Joe Banner	President
Mark Donovan	Senior Vice President of Business Operations
Dan Smolenski	Senior Vice President/Chief Financial Officer

### ADMINISTRATIVE SUPPORT

Dawn Capaldi-O'Neill	Personal Assistant to Owner
Melanie Marsella	Executive Assistant to Owner
Krista Von Kramer	Administrative Assistant to Owner
Dawn Roe	Executive Assistant to President
Courtenay Raczka	Executive Asst. to Senior Vice President/CFO

### COACHING STAFF

Andy Reid	Head Coach/Executive VP of Football Operations
Marty Mornhinweg	Assistant Head Coach
Jim Johnson	Defensive Coordinator
Brad Childress	Offensive Coordinator
John Harbaugh	Special Teams Coordinator
Tommy Brasher	Defensive Line
Juan Castillo	Offensive Line
David Culley	Wide Receivers
Ted Daisher	Special Teams Assistant/Quality Control
Sean McDermott	Secondary/Safeties
Tom Melvin	Tight Ends
Mike Reed	Defensive Assistant/Quality Control
Bill Shuey	Offensive Assistant/Quality Control
Pat Shurmur	Quarterbacks
Steve Spagnuolo	Linebackers
Trent Walters	Secondary
Ted Williams	Running Backs
Mike Wolf	Strength and Conditioning
Tom Kanavy	Strength & Conditioning Assistant
Duane Carlisle	Speed Development Consultant
Jay Merlino	Assistant to the Strength and Conditioning Coach
Michael Frazier	Statistical Analysis Coordinator
Anthony Jones	Project Coordinator, Football Operations
Carol Wilson	Executive Assistant-Head Coach
James Urban	Assistant to Head Coach
Tracey Trimmer	Administrative Assistant-Coaches
Jeanie Subach, MA, RD	Nutrition Consultant

### PLAYER PERSONNEL

Tom Heckert	Vice President of Player Personnel
Jason Licht	Assistant Director of Player Personnel
Scott Cohen	Director of Pro Personnel
Brian Boyce	Eastern Regional Scout
Ryan Grigson	Western Regional Scout
Rashaan Curry	College Scout
Sean Gustus	College Scout
Terry Mickens	College Scout
Anthony Patch	College Scout
Jon Sandusky	Pro Scout
Andy Speyer	College Scout
Keith Fischer	College Scouting Assistant
Ahmad Russell	Player Personnel Intern
Heather Matjasic	Player Personnel Assistant

### ATHLETIC TRAINING AND MEDICAL STAFF

Rick Burkholder	Head Athletic Trainer
Chris Peduzzi	Assistant Athletic Trainer
Eric Sugarman	Assistant Athletic Trainer
Peter DeLuca, M.D.	Head Team Physician
Gary Dorshimer, M.D.	Team Internist
Paul Marchetto, M.D.	Team Orthopedist
Jack Jeffers, M.D.	Ophthalmology Consultant
Edward Litman, D.D.S.	Dental Consultant
Scott Silverman, D.M.D.	Dental Consultant
Lee Cohen, D.P.M.	Podiatry Consultant
Amie Kraft	Team Massage Therapist

### FOOTBALL OPERATIONS

Howie Roseman	Director of Football Administration
Butch Buchanico	Director of Football Security
Tracey Detweiler	Manager of Travel Operations
John Hatfield	Equipment Manager
Greg Delimitros	Assistant Equipment Manager
Kenny Slough	Assistant Equipment Manager
Mike Dougherty	Video Director
Tom Carmody	Video Assistant
Kevin Dougherty	Video Assistant
Harold Carmichael	Director of Player Programs
Karen Gerstle	Players Secretary

### FOOTBALL MEDIA SERVICES

Derek Boyko	Director of Football Media Services
Rich Burg	Assistant Director - Football Media Services
Bob Lange	Assistant Director - Football Media Services
Scott Horner	Football Media Services Graduate Assistant
Chris Lundy	Football Media Services Graduate Assistant
Ed Mahan	Team Photographer

### ACCOUNTING

Frank Gummienny	Director of Finance
Greg McDonald	Assistant Controller-Operations
Anthony Orazi	Assistant Controller-Accounting/Reporting
Joyce Iman	Accountant
Steve Orosz	Accountant
Denise Bailey	Accounts Receivable
Michele Vaughn	Payroll Manager
Alison Colantonio	Accounts Payable Clerk
Ewa Zeljaskow	Accounts Payable

### OFFICE ADMINISTRATION

Michael Baylor	Executive Driver/Office Aide
Nancy Branca	Receptionist
Maria Toto	Receptionist

### EAGLES TELEVISION NETWORK

Rob Alberino	Director, Broadcasting
Rich Gentile	Producer, Eagles Television Network
LaRosa Boyce	Radio Producer
Dana Heberling	Video Editor-Broadcasting
Ron Schindlinger	Editor-Eagles Television Network
Chris Ubbers	Associate Producer-Eagles Television Network
Aron Kennedy	ETN Production Coordinator/Audio Engineer





## EMPLOYEE DIRECTORY



### EAGLES YOUTH PARTNERSHIP

Christina Weiss-Lurie	President
Sarah Martinez-Helfman	Executive Director
Jennifer Stredler	Program Coordinator
Jhona Ireland	Project Associate
Aisha Franke	Administrative Assistant

### HUMAN RESOURCES

Eric Newman	Director of Human Resources
Lisa Jess	Human Resources Administrator
Elsie Gallagher	Office Assistant

### INFORMATION SYSTEMS AND TECHNOLOGY

John Pawling	Director of Information Systems
Chris Coslett	IT Support Technician
Terrance Hopkins	IT Support Technician
Scott Jaudas	Telecommunications Administrator
Steve Jones	IT Support Technician
Hal Masure	Business Applications/Intranet Developer
Bill Mizell	Network Administrator

### LINCOLN FINANCIAL FIELD/STADIUM OPERATIONS

Scott Jenkins	VP Stadium Operations and Facilities Mgmt
Leonard Bonacci	Director of Event Services
Dave Duernberger	Director of Facility Management
Victor Cooper	Director of Facility and Stadium Security
Jason Miller	Facilities Manager
Paul Turner	Manager of Guest Services
Louis Smith	Warehouse and Receiving Supervisor
Patrick Carberry	Guest Services Coordinator
Christopher Sharkoski	Events Coordinator
Nicole Spitzer	Payroll and Scheduling Coordinator
Adolphus Bey	Carpenter
Ed Twiford	Carpenter
Patrick Mealy	Carpenter
William Brennan	Carpenter
Douglas Folwell	Carpenter Apprentice
William Holubec	Steamfitter
Donald Canetti	Steamfitter
Kenneth Atkinson	Steamfitter
Alfred Devise	Systems Technician
William Brown	Steamfitter Apprentice
Herbert Keyser	Electrician
Wayne Zarnowski	Electrician
Curtis Battle	Electrician
Gary Smith	Plumber
Eddie Dean	Maintenance Assistant
Michael Miller	CMMS Administrator
Martin Hulse	Conversion Coordinator
Tony Leonard	Head Groundskeeper/Landscape Manager
Dan Shemesh	Assistant Sports Turf Manager
Erich Weichelt	Assistant Landscape Manager
Kevin Williams	Assistant Groundskeeper
Loretta Beach	Executive Assist. to the VP of Stadium Operations

### STADIUM DEVELOPMENT

Jim Cina	Director of New Stadium Development
----------	-------------------------------------

### SALES AND MARKETING

Tim McDermott	Senior Director of Marketing
Shayne Donohue	Director of Sales, Premium Services
Molly Mullady	Director of New Business Development
Christiana Noyalas	Director, Premium Services & Guest Relations
Steve Strawbridge	Director of Merchandising
Barbara Zau	Director of Cheerleading
Julie Dubin	Manager, Community Relations
Courtney Garzel	Pro Shop Manager
Cathy Peduzzi	Corporate Services Manager
Jim Heim	Premium Services Manager
Chris Molnar	Mgr, New Business Development, Premium Services
Anita Newby	Manager, Promotions
Steve Yankanich	Merchandise Warehouse Manager
Michael Blackman	Store Manager, Lancaster
Margaret Arganbright	Internet Services Manager
Brea Webster	Stadium Tours Manager
Marilyse Fant	Senior Account Executive, Corp. Sales
Justin Samra	Account Executive of Corporate Sales
Andrew Young	Account Executive, Premium Services
Ryan Heiden	Premium Services Coordinator
Bob Kent	Website Coordinator
Christopher McPherson	Coordinator of Eagles Publications
J.P. Lutz	Club Seat Coordinator
Mark Cruz	Corporate Services Coordinator
Jessica Muri	Corporate Services Coordinator
Lauren Quail	Corporate Services Coordinator
Jeanne Dougherty	Premium Services Coordinator
Liz Tierney	Premium Services Coordinator
C.J. Quirk	Promotions Coordinator
Mike Benson	Merchandise Coordinator
Ryan Hughes	Promotions Assistant
Denise Gallagher	Administrative Assistant, Marketing
Timothy Crouch	Pro Shop Sales Associate
Nevada Young	Pro Shop Sales Associate
Christina Procter	Pro Shop Sales Associate

### TICKET OPERATIONS

Laini DeLawter	Director of Ticket Operations
Leo Carlin	Director of Ticket Client Relations
Debra Clark	Manager, Special Event Ticketing
Susan Gorman	Sr. Coordinator, Ticket Operations
Bill Gargani	Coordinator, Ticket Operations
Tina O'Neill	Financial Coordinator, Ticket Operations

### SECURITY

Victor Cooper	Director of Facility and Stadium Security
Daryl Neville	Supervisor, Stadium Security
Jaja Fisher	Supervisor, Stadium Security
Wayne Britt	Stadium Security
David Burrell	Stadium Security
John Farrell	Stadium Security
Robert Jones Jr.	Stadium Security
Nicholas Cardone	Stadium Security
Edward McCaughan	Stadium Security
Jerome Richmond	Stadium Security
Nicholas Cardone	Stadium Security
Domenico DiSandro	Stadium Security
Sylvester Servance	Stadium Security





## EAGLES YOUTH PARTNERSHIP GAME PLAN



### EAGLES YOUTH PARTNERSHIP

inspiring kids to learn, to play, to dream, to achieve, and ultimately to live healthy lives

### OUR MISSION

To enhance opportunities and improve the quality of life for children and youth in the Greater Philadelphia region through health and education partnerships.

### OUR STRATEGY FOR WINNING

Eagles Youth Partnership teams the resources of our corporate and nonprofit partners with the star power of the Eagles organization and its players to:


- capture the attention of young people
- inspire kids to learn and to embrace healthy lifestyles
- deliver critical services to those school-age youth who would be difficult to reach without the leverage of the football team

### OFFENSE

EDUCATING youth to achieve their life goals

#### Eagles Book Mobile

The Eagles Book Mobile visits underserved children in schools, shelters, libraries, recreation centers, after-school/summer programs and parks. At each stop, the "Storybook Man" reads aloud to the children and invites them aboard to select their very own books to keep. Since 2000, the Eagles Book Mobile program has distributed more than 170,000 books to children, most of whom had never owned a book. Partners include: Lincoln Financial Group Foundation, Sovereign Bank, AMETEK Foundation, Target, First Book and United Way of Southeastern Pennsylvania.



### DEFENSE

Tackling HEALTH problems that block children from achieving their maximum potential

#### Eagles Eye Mobile

In eight successful seasons on the road, the ongoing Eagles Eye Mobile program has provided free eye exams for more than 10,000 children in the Philadelphia and Chester-Upland public schools. This year, the Eagles Eye Mobile will expand its operation to 165 days on the road, examining nearly 4,000 children. More than 75% of those examined need and receive free prescription eyeglasses and many others underwent vision-saving surgery. This innovative partnership of Eagles Offensive Lineman Jermaine Mayberry, St. Christopher's Hospital for Children, Lincoln Financial Group Foundation, Tenet Pennsylvania, Independence Blue Cross and the school districts, continues to attract international attention and acclaim.





## EAGLES YOUTH PARTNERSHIP GAME PLAN



### SPECIAL TEAMS

Leveraging the Philadelphia Eagles to **INSPIRE** youth and communities toward a better "field position" in their lives

#### Eagles Playground Builds

Each year Eagles Youth Partnership and the Eagles organization devote a full day building a playground in an underserved community. Eagles players, staff, coaches and management work together with neighborhood adults and children to landscape, paint murals, inlay tile mosaic and build play structures. A grant from Eagles Youth Partnership covers the cost of each community build.

- 2004: Gideon Eagles Nest Playground, Gideon Elementary School, 29th & Glenwood Streets, North Philadelphia
- 2003: McKinley Eagles Playground, McKinley Elementary School, Diamond and Olney Streets, North Philadelphia
- 2002: Drew Eagles Friendship Playground, Drew Elementary School, 38th & Powelton Streets, West Philadelphia
- 2001: Eagles Butterfly House and Education Center, Camden Children's Garden, Camden, NJ
- 1999: Franklinville Eagles Playground, 700 Schiller Street, North Philadelphia
- 1998: Eagles Unity Playground, 5th & Ritner Streets, South Philadelphia
- 1997: Nicetown Playground, 4600 Germantown Avenue, North Philadelphia\*

\*Partially funded by Eagles Youth Partnership



#### Eagles Top Achiever Awards

EYP created the Top Achiever Awards to recognize academic excellence among area high school football players. Varsity football players from Allentown, Camden, Chester, Coatesville, Philadelphia, and Reading who maintain a 3.0 GPA are invited to an awards reception and are treated like MVPs at the Eagles Summer Training Camp. Since 1997, more than 700 scholar athletes have won this award.



#### 500 Gallons of Paint and 250 Gallons of Hope

Across the street from Lincoln Financial Field, Eagles Youth Partnership commissioned a mural entitled "Moving Toward Your Dreams." Mural artist, Don Gensler, spent nine months on the project and included 250 Philadelphia children in the design and painting of it. One section of the mural shows a boy, jumping into the clouds -- into his future. Where he lands is up to all of us.

#### EYP is Nationally Recognized

In 2002, EYP was presented the Human and Civil Rights Award by the Pennsylvania State Education Association, and was also named Outstanding Corporate Foundation of the year by the Regional Association of Fundraising Professionals. In 2001, EYP won the National Humanitarian Award from the National Recreation and Park Association. The Franklinville Eagles Playground, built in 1999, was voted one of the three most beautiful streets in Philadelphia by the City's Philadelphia More Beautiful Committee. The Camden Children's Garden was awarded Camden County's Economic Development Award for the Eagles Butterfly House and Education Center, which we built together in 2001.







## **Jeffrey Lurie**

*Chairman/Chief Executive Officer*

Jeffrey Lurie has shaped the Eagles into one of the most competitive organizations in professional sports on and off the field. During his tenure, Lurie has fueled energy, optimism, and pride throughout the entire organization, and has surrounded this team with state-of-the-art working facilities along with a family atmosphere. The results have been dramatic.

Philadelphia has been in the playoffs six times since 1995, Lurie's first full season owning the Eagles. Only Green Bay (7) has been in the postseason more during that span. In the last four seasons, the Eagles have won an NFL-best 46 regular season games. Under Lurie, the Eagles have a greater overall winning percentage (.555) and appeared in more playoff games (12) and won more (6) than any other ownership group in team history. Only two teams in professional sports (Los Angeles Lakers and New York Yankees) have advanced more times in their respective playoffs than the Eagles current consecutive streak of four.

In addition, the Eagles play at Lincoln Financial Field, the cutting edge NFL stadium featuring unparalleled fan amenities, are housed in the state-of-the-art NovaCare Complex, their day-to-day workplace since

2001, and have founded and nurtured one of professional sports most dynamic charitable foundations, Eagles Youth Partnership.

"I'm very pleased with the direction of the organization from top to bottom," said Lurie. "It takes a real commitment doing what we believe in, and we're all together in our focus to be the best sports franchise possible on and off the field."

Armed with team president Joe Banner, one of the league's sharpest minds and top salary cap experts, two-time NFL coach of the year Andy Reid, who was boldly hired in 1999 after a two-year stint as Green Bay's quarterback coach, and a franchise quarterback in Donovan McNabb, the Eagles are considered by many observers as a top contender for the Super Bowl.

"I have said so many times, winning the Super Bowl is the ultimate goal of this organization," said Lurie, who serves on the NFL's Finance Committee, Broadcast Committee, Diversity in the Workplace Committee, Super Bowl Policy Committee, and is on the Board of Directors of NFL Charities. "Stadiums and training facilities, however, are a vital element in the success and stability of sports franchises. As an organization, you want to assemble the best coaching staff and best players, but you also have to provide them with the best facilities and environment in which to achieve that success."

\*\*\*\*

On May 6, 1994, NFL owners approved the sale of the Eagles from Norman Braman to Lurie, who fulfilled a lifelong dream of owning an NFL franchise.

Since becoming owner of the Eagles, Lurie, who was named NFL Owner of the Year by The Sporting News in 1995 and by Pro Football Insider in 2000, has gone about the business of shaping the football team and the franchise on and away from the playing venue.





Describing his philosophy of ownership as a "partnership between the city, the fans and the team," one of Lurie's primary objectives early in his time in Philadelphia was the formation of Eagles Youth Partnership, the team's non-profit, charitable wing. Now in its 10th year, EYP has developed into one of the most innovative and dynamic non-profit organizations in Philadelphia and in the entire NFL.

In 1996, Lurie was the recipient of the Torch of Liberty Award conferred by the Anti-Defamation League of Philadelphia and a year later was honored by Philadelphia's Operation Understanding, an acclaimed group that fosters interracial harmony among future leaders of the African-American and Jewish communities.

In addition, Lurie is a director of the Autism Research Foundation and the NLM Family Foundation.

"Autism is one of the most under-funded conditions in the country, and we need to raise awareness," said Lurie. "Those who have autism are wonderful people, usually highly intelligent, sweet and caring. They are often unable to effectively communicate with others. A great deal more research needs to be done."

Prior to entering business, Lurie served as an adjunct assistant professor of social policy at Boston University.

He earned a B.A. from Clark University, a master's degree in psychology from Boston University and a Ph.D in social policy from

Brandeis University. Lurie also served as the president and chief executive officer of Chestnut Hill Productions, a Los Angeles-based film company, since forming it in 1985. Lurie and his family are also primary shareholders of the Neiman Marcus Group.

Born on Sept. 8, 1951 in Boston, MA, Lurie now resides in the Philadelphia area with his wife and their 2 children.



In 1995, Lurie, (pictured with Andy Reid and Donovan McNabb) and his wife, Christina, established Eagles Youth Partnership.







**Joe Banner**  
*President*

Overseeing the day-to-day operations of the franchise since May 6, 1994, Joe Banner has been long known as one of the NFL's top executives. Banner was named to his current post of team president on August 1, 2001.

"Joe plays a crucial role in most everything we accomplish. His determination, intelligence and desire for success are invaluable assets to the Philadelphia Eagles," said Jeffrey Lurie, Chairman/Chief Executive Officer of the Eagles. "He's a great team player, unselfish and wants what's best for the franchise, our fans and our players."

Banner has led the plan to make the Eagles the best organization on and off the field in the NFL. His tireless efforts to forge a partnership with the City of Philadelphia to build a football-based stadium in Philadelphia came to fruition when Lincoln Financial Field opened in 2003.

Banner was also key in the Eagles successful efforts to secure a partnership with NovaCare, which resulted in the building of the spectacular NovaCare Complex, the 108,000-square foot training facility. The NovaCare Complex, which houses the entire organization on a day-to-day basis, is the largest such facility in sports, and has been

hailed as the most state-of-the-art building of its kind.

"As I've told Jeff Lurie many times," said Philadelphia Mayor John Street, "deals of this nature wouldn't get done without having someone who demonstrates the tenacity and diligence of Joe Banner."

Banner has been involved in the creation and execution of every department in the organization. Whether it was the restructuring of the football operation and bold hiring of Andy Reid, the creation of the league's most respected marketing operation, or the formation of the nationally-acclaimed Eagles Youth Partnership, he was at the center of what has led the Eagles to being thought of as one of the most dynamic and progressive organizations in all of sports.

The Eagles have earned several awards over the past few years, including being selected the best overall web site amongst NFL teams, while securing 16 sports Emmys and 19 Tellys for the Eagles Television Network. In addition, the Eagles media relations department earned the Pete Rozelle Award for the league's top public relations operation.

Under Banner's leadership, the Eagles popularity has soared in recent years. The waiting list for season tickets is over 60,000 people, merchandise sales and internet hits have increased yearly, and media attention is at an all-time high. In fact, the Eagles three Monday night games in 2003 were the highest ranked games on a national level in terms of ratings.

Banner's salary-cap expertise has been highlighted in recent years by a *USA Today* poll of team general managers and NFL executives which listed him as one of the league's most creative and innovative salary cap management experts and contract negotiators. The *New York Times* hailed him as "the Joe Montana of the salary cap. He's simply the best." ESPN.com's Len Pasquarelli says he





"should be the poster child for crafty and responsible salary cap management." Esteemed *Dallas Morning News* columnist Rick Gosselin stated, "The Eagles [under Banner] have developed a strategy for the salary cap. And now it's the blueprint for financial success in the NFL: Draft well, play them young, extend them early."

Banner's salary cap management skills do not go unnoticed within the Eagles organization, as well. "With all the recent success of the team, most of the credit usually goes to the players and coaches," said Reid. "But without the support and hard work of the front office, we would not have that success. Joe Banner is a big part of that support. As I've said many times before, Joe is the best as far as managing that salary cap."

The results on the field are very tangible. Since 1995, Lurie and Banner's first full year with the Eagles, no team has appeared in the postseason more than Philadelphia (six out of eight seasons). Only two teams in professional sports (LA Lakers and NY Yankees) have advanced more times in their respective playoffs than the Eagles current consecutive streak of four. In addition, the Eagles have won an NFL-best 46 regular season games since 2000.

\*\*\*\*

While football is a huge focus in his life, Banner also has time for being a devoted husband to his wife, Helaine, and a loving father to daughter Jill (15) and sons Jason (9) and Jonathan (7). The Banner family resides in the suburban Philadelphia area.

Banner also devotes a lot of time and energy to community service and is active in non-profit groups. He is the co-chair of the Philadelphia City Year Board and is responsible for bringing that program to Philadelphia. Most recently, Banner joined City Year's national Board of Trustees and is also the

chair of its National Leadership Committee.

Of City Year, Banner says: "City Year is extremely important to me because I believe we live in a community and we each have an obligation to try to make our communities better places. For me, City Year epitomizes the values and beliefs by which I have tried to live my life."

For his efforts, he was named Citizen of the Year by the American Red Cross in 2004 for outstanding corporate leadership and commitment to Southeastern Pennsylvania's civic and charitable organizations.

In 2001, Banner also received a prestigious leadership award from the renowned PARTNERS Program, a charitable organization that aims to enhance social and race relations in the Philadelphia region.

Said Lurie of Banner's community involvement: "Joe is invaluable not only to the Philadelphia Eagles organization but to the Philadelphia community as a whole. On the professional side, Joe has been the point person on the most crucial issues facing our organization. Joe's impact on the community, however, is of equal importance."

Banner's expertise has led to a great deal of respect within the field of higher education. In 2004, he taught a class on creating a corporate culture at the Harvard Business School and a class on leadership at the Wharton School of the University of Pennsylvania.

In 1995, President Bill Clinton appointed Banner to a panel of 10 judges nationwide, which selected the 15 recipients of the prestigious President's Service Award. He is also on the board of the Maxwell Football Club and the Philadelphia Convention and Visitors Bureau.

Banner (born 2/13/53) is a graduate of Denison University and was a sports producer and reporter at Philadelphia radio station WCAU 1210 AM.







## **Tom Heckert**

*Vice President of Player Personnel*

One of the league's top young executives, Tom Heckert enters his 4th season in Philadelphia. He was promoted to his current role of vice president of player personnel in 2003. In this role, he works closely with Andy Reid in all player personnel matters while managing the player personnel department, which includes both college and pro scouting.

"Tom has proven to be a tremendous worker," said Reid after promoting Heckert on May 21, 2003. "He has done an excellent job in all aspects of the football operations department. He was well deserving of this promotion."

Heckert, 37, joined the Eagles as the club's director of player personnel on May 21, 2001, after a 10-year stint as a member of the Miami Dolphins player personnel department, including the 2000 season as the club's director of pro personnel. In 1999, he served as the Dolphins assistant director of pro personnel/college scout. Heckert served as both a pro scout and as a college scout during his first nine seasons in South Florida.

Heckert's scouting talents have been valued by the NFL. In 2003, he was appointed by

the league to the 12-person College Advisory Committee, which advises college football juniors on the their draft status.

Over his 13-year career in the NFL, Heckert's teams have never had a losing season, won their division six times and made the playoffs 10 times, including the last three in Philadelphia.

During Heckert's tenure in Miami, he worked under two of the most successful head coaches in NFL history - Don Shula and Jimmy Johnson - who both personally recommended Heckert for his current post with the Eagles.

Said Johnson when Heckert was hired, "Tom's smart, aggressive, and a good talent evaluator. He's a hard worker and has a strong opinion. As I told Coach Reid, if I were to come back as a head coach, Tom would be one of the first guys I'd try to hire."

A native of Adrian, Michigan, Heckert joined the Dolphins after spending two years as an assistant coach at Hillsdale College in Michigan. He also was a defensive back at Hillsdale.

Heckert's father, Tom, began his coaching career in 1961 and now has 20 years of experience in the NFL player personnel ranks, including the last 13 seasons with Miami. Recalled the younger Heckert, "I was around the football field and football offices probably more than I was home. I was always there. After school, I'd watch his practices. We'd go to every game. When I was really young, he'd be upstairs in his office working and I'd just watch tape, because it was there."

Heckert (born 7/17/67) and his wife, Kathy, have a son, Griffin (9), and a daughter, Madison (7), and reside in Glen Mills, PA.







**Don Smolenski**  
*Senior Vice President/  
Chief Financial Officer*

Serving as the club's senior vice president/chief financial officer, Don Smolenski is a valuable member of the Eagles front office. In his role, Smolenski works closely with team president Joe Banner and senior vice president of business operations Mark Donovan in developing and implementing initiatives and strategies throughout the entire organization. He also plays a major part in instituting policies and procedures for all employees.

Known for his effective, easy-going style, Smolenski oversees all aspects of the facility operation teams at Lincoln Financial Field and the NovaCare Complex, the organization's financial operations (including stadium financing, debt management, budgeting, and financial reporting), human resources, information services, insurance, and team travel.

"With his broad range of thinking, Don has helped to develop ways of melding the business facets of the Eagles organization with the football," said Banner.

With that macro view of the entire organization in mind, Smolenski successfully led a collaborative effort in the opening of Lincoln Financial Field in 2003.

Smolenski joined the Eagles in 1998 as the club's vice president/chief financial officer and was promoted to his current post two years later.

Smolenski came to the Eagles from the International Hockey League where he was the chief financial officer. During his tenure, he oversaw all league financial issues and played an integral role in the expansion of the league. Through the development of expansion models and the analysis of league performance models, Smolenski saw the league expand from 12 to 19 teams. He also spearheaded the development of a salary cap and several other cost management programs as well as interfaced with each of the team finance directors.

Prior to his term with the IHL, Smolenski worked as a public accountant with Arthur Andersen.

An avid runner, Smolenski has completed the Detroit, Pittsburgh and Boston Marathons. After graduating with a BA in biology from Amherst College, he continued on to earn his masters in accounting from the University of Hartford. Don and his wife, Karen, have two sons, Jake (6) and Shane (4).







**Mark Donovan**  
*Senior Vice President of  
Business Operations*

Entering his second season as the Senior Vice President of Business Operations, Mark Donovan is responsible for all revenue generating, marketing, and branding activities for the Eagles organization.

He leads the club's efforts in sponsorship sales and service, television and radio production, retail operations, event acquisition and ticket sales, new media, premium sales and customer service, as well as community and public relations.

Mark has brought a wealth of sport marketing experience to the Eagles having served as the Senior Director of Marketing and Sales for the National Football League. His "league" experience began at the National Hockey League, where he held the position of Director of Corporate Sales and Marketing.

"We take a great deal of pride in hiring the best people in their respective fields and in

the case of Mark we have done that," said team president Joe Banner. "His track record in terms of forming and managing corporate partnerships and sales strategies is second to none."

Recognized as one of the most aggressive and successful business operations in sports, the Eagles have earned several awards over the past year, including being selected the best overall web site amongst NFL teams, while securing 2 Emmys for Eagles Television Network.

In addition to serving as the home of the Philadelphia Eagles, Lincoln Financial Field has quickly developed a reputation as a premier sports facility hosting events ranging from Bruce Springsteen in concert, Manchester United soccer matches, the annual Army/Navy Game, Temple Football and Women's World Cup Soccer. In 2005 the venue will be christened with its first NCAA Championship as the National Lacrosse Championships will be hosted over Memorial Day weekend.

A native of Pittsburgh, Mark graduated from Brown University with a double major in political science and organizational behavior and management. He played quarterback and was elected team captain his senior season. Upon graduation he signed a free agent contract with the New York Giants. Mark previously held sales and marketing positions with National Media Group, AMC Events, Regency Productions by Hyatt and Synergetics.

Mark and his wife, Kathleen, have a son Luke.







**Sarah Martinez-Helfman**  
*Executive Director*  
*Eagles Youth Partnership*

When Eagles Chairman/CEO Jeffrey Lurie and his wife, Christina, established Eagles Youth Partnership (EYP) as the team's non-profit charitable wing in 1995, they named Sarah Martinez-Helfman as its executive director. Now in her tenth year, Martinez-Helfman, frequently described as a "dynamo," is recognized as a leader in the field of sports philanthropy.

"From the start, we were all convinced she had the ability to not just manage grants, but create programs, work with our players, and get them involved," said Joe Banner, team president. "I don't think there's anyone here who doesn't feel she has exceeded the expectations we had. Sarah is more passionate about what she does than anyone can be about what they do."

Under her direction, the award-winning EYP has given free books to more than 215,000 low-income children through the Eagles Book Mobile program and has exam-

ined the eyes of more than 10,000 children aboard the Eagles Eye Mobile. More than 75% of those children have received free eyeglasses.

"Eagles Youth Partnership helps define the cutting edge in the emerging field of national sports philanthropy," said Greg Johnson, Director of the Sports Philanthropy Project at the Robert Wood Johnson Foundation. "Nowhere have I witnessed more compelling examples of the strategic use of a professional sports team's assets than in the direct programming offered by EYP."

Martinez-Helfman has devoted much of her career to working with young people. She has helped develop two National Service AmeriCorps Programs, has served as Chief Clinician of a residential treatment center for adolescent males in the juvenile justice system and as the lead advocate of a Rape Crisis Center.

On the corporate end, Martinez-Helfman spent three years in Europe, advising corporations, groups, and individuals on their charitable giving in England, Ireland, and Russia.

A graduate of the University of Wisconsin-Madison, Martinez-Helfman earned her B.A. in English literature and her M.S. degree in counseling psychology. She also holds certificates as a trainer of diversity, conflict resolution and nonprofit management. Having lived in four countries, she now is happily settled with her family in Haverford, PA. Her simple mission in life is to leave the world better than she found it.

For more information on Eagles Youth Partnership, please refer to pages 8-9 in this media guide.







## **Andy Reid**

*Head Coach/Executive Vice President  
of Football Operations*

One of the most successful head coaches in recent NFL history, Andy Reid has really put his stamp on this city's beloved football team. After taking over a 3-13 club on January 11, 1999, Reid has been simply masterful in turning the Eagles into one of the NFL's elite teams.

During his tenure, Reid, 46, has earned coach of the year honors twice, compiled the highest winning percentage (.629) in team history, captured three consecutive division titles and three trips to the NFC Championship game for the first time in franchise history, and registered the most playoff wins (5) in club history.

In 2003, the Eagles overcame a sluggish 0-2 start and a slew of injuries to post their second consecutive 12-win season. During that season, Reid registered his 50th career win (in his 81st game) to become the fastest coach in team history to reach that milestone. A year earlier, Reid was the overwhelming choice as the NFL's coach of the year as they thrived without the services of Donovan McNabb to still capture home field

advantage in the NFC playoffs.

After a 5-11 mark in his first season, Reid led the 2000 Eagles to the greatest turnaround in franchise history, finishing 2nd in the NFC East at 11-5 and earning a trip to the NFC Divisional Playoffs. For his efforts, Reid was named the NFL's coach of the year by the Maxwell Football Club, The Sporting News, and Football Digest.

His vision, his dedication, his passion, and his organizational skills are impeccable. For those reasons he was promoted to head coach/executive VP of football operations on May 8, 2001.

Eagles Chairman/CEO Jeffrey Lurie said, "I've always said, he's like a CEO on the field. He understands the big picture and the short-term picture. You have to always balance the two. Disciplined. Prepared. Smart. It's an awfully good combination."

### **REID'S CAREER AT A GLANCE**

1979-81	BYU	• Tackle/Guard
1982	BYU	Graduate Assistant
1983-85	San Francisco St.	Offensive Coordinator
		Offensive Line
1986	Northern Arizona	Offensive Line
1987-88	Texas-El Paso	Offensive Line
1989-91	Missouri	Offensive Line
1992-96	Green Bay Packers	Tight Ends/ Asst. Offensive Line
1997-98	Green Bay Packers	Quarterbacks
1999-	Philadelphia	Head Coach
	• player	

Reid came to the Eagles after spending seven seasons as an assistant coach with Green Bay under Mike Holmgren. During that span, the Packers reached the playoffs six times and defeated New England in Super Bowl XXXI.

In his 12-year NFL coaching career, Reid's teams have made the playoffs 10 times (14-9 record in those games), has coached in the Super Bowl twice, in the NFC





Championship game six times, and in the Pro Bowl four times.

"Everyone who works with him and plays for him knows exactly where he is coming from," said team president Joe Banner. "We wanted someone with a strong set of convictions and who wasn't going to be affected by ups and downs and public pressure."

## **The Plan:**

"The important thing is to lay a plan, and then follow it step by step no matter how small or large each one by itself may seem." This quote by Charles A. Lindbergh is scribed behind Reid's desk and reflects his coaching philosophy.

From the first day Reid set foot in the Eagles office, he orchestrated a plan on what it was going to take to make this a championship-level team. That plan, Banner said, "changed the personality of the whole organization."

Said FOX Sports Troy Aikman, "Andy's the perfect fit for the city of Philadelphia. He has the right demeanor for the job and doesn't let things affect him. He has strong convictions, believes in what he's doing and doesn't waver."

A meticulously organized man, Reid began keeping a notebook as a Packers assistant - a three-ring binder - that would help prepare him to one day become a successful head coach.

Reid saved the old ideas and devised new plans, plans that he would later implement as a head coach. But this was not about game plans. It was about how to build a winning organization. It included practice, travel, and offseason schedules, notes from Holmgren's speeches, biographical information of other coaches, and much more.

## **REID ALL ABOUT IT**

- Has the highest winning percentage of any coach in club history. Here's a breakdown: Regular season: 51-29 (.638) ... vs. NFC: 40-20 (.667) ... vs. NFC East: 23-13 (.639) ... Playoffs: 5-4 (.556) ... Overall: 56-33 (.629)
- Since 2000, no other NFL head coach can top his 46 regular season wins.
- Among active NFL coaches in their first five full NFL seasons, Reid's 51-29 (.638) mark is ranked 4th behind Joe Gibbs (51-22, .699 from 1981-85), Mike Shanahan (54-26, .675 in 1988 and from 1995-98), and Bill Cowher (53-27, .663 from 1992-96).
- Has more playoff wins (5) than any coach in club history.
- Reached the 50-win milestone faster than any coach in team history (81 games). Dick Vermeil did so in 88 games.
- Earned NFL coach of the year honors in 2002 and 2000.
- Is a member of the NFL's Competition Committee Coaches Subcommittee.
- In his 12-year NFL coaching career, his teams have made the playoffs 10 times (14-9 record). He has coached in the Super Bowl twice and in the NFC Championship game six times.
- Owns an 11-1 record in regular season prime time games, a 37-15 mark (including playoffs) in games in November and later, and a 26-14 regular season road record.

## **Offensive Lineman Mentality:**

Reid attributes his modest, selfless nature to his days as an offensive lineman in high school and college saying, "I'm glad to be of offensive lineman roots. That way you don't lose perspective amidst the glamour, the monetary things. You have that hard-work thing ingrained in your brain. You understand you haven't gotten to where you are without hard work."

Said Lurie, "He won't talk about himself. But he has a tremendous work ethic and a sense of honesty and genuineness. And





he's a great leader. Everyone respects his human qualities."

That work ethic was developed growing up in Los Angeles. Reid's mother, Elizabeth, was a radiologist while his father, Walter, was an artist working primarily on backdrops for theatrical sets. Father and son would leave their house at 4:30 a.m. Walter, who worked across the street from a junior high, would drop Andy off at the school and the younger Reid would work on various projects in the wood shop.

To this day, he is a skilled craftsman who has built cabinets and clocks. He also enjoys tinkering with old cars and, in fact, owns a 1928 "Model A" Ford.

### ***Climbing the Coaching Ladder:***

Reid enjoyed a two-year stint as the Packers quarterbacks coach, working with Brett Favre from 1997-98. Reid took over that role after Marty Mornhinweg departed to become San Francisco's offensive coordinator under Steve Mariucci, the original QB coach on Holmgren's staff.

In 1997, Green Bay won its 2nd straight NFC crown and Favre garnered league MVP honors for the third consecutive season. Prior to tutoring Green Bay's quarterbacks, Reid oversaw the tight ends, while assisting offensive line coach Tom Lovat. Under Reid's watch, Mark Chmura and Keith Jackson earned trips to the Pro Bowl.

It was in his first years with Green Bay that Holmgren urged Reid to learn the entire offensive system, not just the roles of the offensive line and tight ends. "It was his curiosity, the questions he would ask, his note taking," said Holmgren. "He was just a sponge."

In fact, Holmgren placed the "supervisory" tag on Reid in 1996 to prevent NFL clubs

from hiring him as anything other than a head coach unless given permission.

A tackle and guard at Brigham Young from 1979-81, Reid entered the coaching ranks as a graduate assistant under Lavell Edwards in 1982. It was at BYU that Reid met and worked with Holmgren, who served as the QB coach.

Reid next moved to San Francisco State in 1983 and helped them lead the nation in passing and total offense three consecutive years (1983-85). He went on to develop quality offensive lines at Northern Arizona, Texas-El Paso, and Missouri.

### ***REID'S COACHING INFLUENCES***

**Hiro Tanaka, John Marshall HS, Los Angeles:** "He took a bunch of kids of different races and combined them into making a team. We never had a problem."

**Jim Sartoris, Glendale Junior College:** "I was in that first group, and he came in, took a terrible program and built it back up into a championship team. I was right there for that."

**LaVell Edwards, BYU:** "I saw a man who knew how to treat people. He didn't care who you were, what you were about. At the same time, now, he could crack the whip. He never turned away an autograph seeker. And he didn't lose his cool during tough times."

**Vic Rowan, San Francisco State:** "Whenever he saw an interesting play on TV, he'd call up that coach and ask him to go through it with him in detail. He collected playbooks from all over the place."

**Bob Stull, UTEP/Missouri:** "He showed me how an ex-offensive lineman and offensive line coach could become a offensive coordinator and a great head coach."

**Mike Holmgren, Green Bay:** "I had a hard time believing anyone did it better than him when I was working for him."





## Personal:

Born Andrew Walter Reid in Los Angeles on March 19, 1958, Reid has an older brother, Reginald. Raised not far from Dodger Stadium, Reid was a devoted fan of both the Dodgers and Rams (Merlin Olsen and Deacon Jones in particular). He went on to attend John Marshall HS in LA and Glendale (CA) Junior College (where he was inducted into that school's Hall of Fame in 2003) before matriculating at Brigham Young where he earned both a bachelor's degree in physical education and a master's degree in professional leadership in physical education and athletics.

As a player at BYU, Reid was also a columnist for the Provo Daily Herald. "I had my own little column," said Reid, who once longed to be a writer for Sports Illustrated. "I loved Jim Murray (a long-time columnist

with the LA Times). I wrote one of these cutesy deals, trying to write like Jim. (laughing) The editors took it easy on me. I enjoyed writing. I still do. I keep a journal to this day. It's a great release."

It was at a physical education class at BYU that Reid met the woman who would become his wife, Tammy. "What attracted me to him more than anything was his character. He's just a really good guy, very honorable and very conscientious." Reid converted to the Mormon faith in 1979 which Tammy and her family had practiced.

They have five children, each of whom was born in a different state - sons Garrett, 21 (4/13/83); Britt, 19, (4/28/85); and Spencer, 12 (6/16/92); and daughters Crosby, 16 (3/17/88); and Drew Ann, 14 (3/9/90).

### REID'S HEAD COACHING RECORD

Year	Regular Season	Playoffs	Overall	
1999	5-11 (.313)	0-0	5-11	5th in NFC East
2000	11-5 (.688)	1-1	12-6	2nd in NFC East; reached divisional playoffs
2001	11-5 (.688)	2-1	13-6	1st in NFC East; reached NFC Championship game
2002	12-4 (.750)	1-1	13-5	1st in NFC East; reached NFC Championship game
2003	12-4 (.750)	1-1	13-5	1st in NFC East; reached NFC Championship game
Total	51-29 (.638)	5-4	56-33	(.629 overall)







**Marty Mornhinweg**  
Assistant Head Coach

Marty Mornhinweg enters his second season in Philadelphia and his first as the Eagles assistant head coach.

Mornhinweg, 42, joined the Eagles as a senior assistant coach in 2003 after spending the previous two seasons as head coach of the Detroit Lions. From 1997-2000, he served as the offensive coordinator of the San Francisco 49ers. In 1998, the 49ers became the first team since the 1941 Chicago Bears to lead the league in gross passing and rushing yards.

Mornhinweg and Reid coached together as offensive assistant coaches in Green Bay from 1995-96. In 1996, Mornhinweg tutored the Packers quarterbacks as Brett Favre captured MVP honors in leading his team to a Super Bowl XXXI win over New England. The two also coached together at Texas-El Paso in 1987 and at Missouri in 1991. Mornhinweg and Eagles offensive coordinator Brad Childress coached together at Northern Arizona in 1988.

Four quarterbacks have earned Pro Bowl honors while working under Mornhinweg: Donovan McNabb, Favre, and San Francisco's Steve Young and

Jeff Garcia.

In all, Mornhinweg coached on the college level for 10 seasons: Northern Arizona (1994 and 1988), Missouri (1991-93), Southeast Missouri State (1989-90), Texas El-Paso (1986-87), and Montana (1985).

Born in Edmond, OK (3/29/62), Mornhinweg was the Northern California player of the year and an all-state quarterback as a senior at Oak Grove HS in San Jose, CA, where he played under current Seahawks coach Mike Holmgren, an assistant coach at that school. He went on to be a four-year starter at Montana, where he established 15 passing records for the Grizzlies. Mornhinweg also was a quarterback for the 1987 Arena Football League champion Denver Dynamite before suffering a career-ending knee injury.

Mornhinweg earned a degree in health and physical education from Montana and a master's degree in health and physical education/sports administration from Texas-El Paso in 1988. He and his wife, Lindsay, have four children, two daughters, Madison (13) and Molly Lynn (8), and two sons, Skyler (10) and Bobby Cade (5).

## MORNHINWEG'S CAREER AT A GLANCE

1981-84	Montana	• Quarterback
1985	Montana	Receivers
1986-87	Texas El-Paso	Graduate Assistant
1987	Denver (AFL)	• Quarterback
1988	Northern Arizona	Running Backs
1989-90	SE Missouri St.	Offensive Coord./
		Quarterbacks
1991-93	Missouri	Tight Ends/ Offensive Line
1994	Northern Arizona	Offensive Coord.
1995	Green Bay Packers	Offensive Asst./ Quality Control
1996	Green Bay Packers	Quarterbacks
1997-00	San Francisco 49ers	Offensive Coord./ Quarterbacks
2001-02	Detroit Lions	Head Coach
2003	Philadelphia	Senior Assistant
2004-	Philadelphia	Assistant Head Coach
	• player	







**Jim Johnson**  
*Defensive Coordinator*

On January 22, 1999, Eagles head coach Andy Reid targeted and hired Jim Johnson as the Eagles new defensive coordinator. A veteran of 18 seasons as a NFL assistant, Johnson has proven to be the right man in leading the team's defense to become one of the premier units in the NFL.

"As I've said many times over the past few years, I'm very partial to Jim and I believe he's the best in the business," said Reid upon signing his prized defensive coordinator to a lucrative four-year contract extension following the 2002 season.

The Eagles defense knows only one way to play and that is to attack. Over the last four years, Johnson's units ranked first in the league in fewest points allowed (974, 15.5 per game), 3rd down defense (32.2 %), and red zone defense (63 TDs in 166 attempts), 2nd in sacks (185), 7th in opponent's QB rating (73.2), and 8th in take-aways (126).

In 2001, Johnson's unit became the fourth team in NFL history to go all 16 games without allowing more than 21 points. Their streak of allowing 21 or fewer in 34 straight games was second longest in NFL history (Minnesota, 1968-71). In 1999, Johnson's unit forced a NFL-

best 46 turnovers, including a team-record 5 interceptions returned for TDs.

Over the last five years, Johnson's defense has produced 15 Pro Bowl selections: Troy Vincent (5), Brian Dawkins (3), Hugh Douglas (3), Jeremiah Trotter (2), Corey Simon (1), and Bobby Taylor (1).

In 1998, he helped the Seahawks register 10 TDs on defense, including 8 INTs returned for scores, 2nd most in NFL history. Johnson arrived in Seattle after a four-year tenure in Indianapolis, the last two as defensive coordinator.

He spent eight seasons with the Arizona Cardinals (1986-93). After overseeing the Cards defensive line for four seasons, Johnson excelled as their secondary coach, helping Aeneas Williams become the first rookie cornerback to lead the league in interceptions (6) since 1981.

## JOHNSON'S CAREER AT A GLANCE

1959-62	Missouri	• Quarterback
1963-64	Buffalo Bills	• Tight End
1967-68	Missouri Southern	Head Coach
1969-72	Drake	Defensive Coordinator
1973-76	Indiana	Linebackers
1977-83	Notre Dame	Defensive Coord./ Asst. Head Coach
1984	Oklahoma (USFL)	Defensive Coordinator
1985	Jacksonville (USFL)	Defensive Coordinator
1986-93	StL/Arz Cardinals	Defensive Line/ Defensive Backs
1994-97	Indianapolis Colts	Linebackers/ Defensive Coordinator
1998	Seattle Seahawks	Linebackers
1999-	Philadelphia	Defensive Coordinator
	• player	

Johnson began his coaching career as head coach at Missouri Southern (1967-68), before serving four-year tenures at Drake and Indiana. From 1977-83, Johnson served as defensive coordinator and assistant head coach at Notre Dame, a stint that included a national championship in 1977.





An all-conference quarterback himself at Missouri (where he played in the same backfield with long-time NFL executive Bill Tobin), Johnson went on to spend two seasons with Buffalo as a tight end (1963-64).

A native of Maywood, Ill., the 63-year old Johnson (born 5/26/41) has a bachelor's

degree in education and a master's degree in physical education from Missouri. He and his wife, Vicky, reside in suburban Philadelphia. They have two children, Scott and Michelle, and three grandchildren, Katie, Justin, and Brandon.

## SECRETARY OF DEFENSE

Since the start of the 2000 season, Johnson's unit is highly ranked in several pertinent defensive categories:

Statistic		NFL rank
Fewest points allowed	974 (15.5 per game)	1st
3rd down efficiency	32.2% (283/878)	1st
Red zone TD pct.	38.0 % (63/166)	1st
Sacks	185	2nd
Opponent QB rating	73.2	7th
Take-Aways	126 (60 INT, 66 fum.)	8th

## EAGLES RADIO NETWORK



Entering its 13th season as the flagship station of the Eagles' radio network is WYSP/94.1 FM, an Infinity Radio station. **Merrill Reese** will call the play-by-play for the 28th straight season, tying the Patriots Gil Santos for the longest current stretch in the NFL, while former Eagles' all-pro wide receiver **Mike Quick** enters his 7th season as the color commentator. Eagles' games can be heard in three states on these affiliated stations:

### PENNSYLVANIA

WBCB	LEVITTOWN	1490 AM
WEEU	READING	850 AM
WPPA	POTTSVILLE	1360 AM
WQXA	HARRISBURG	105.7 FM
WEGH	SUNBURY	107.3 FM
WBSX	WILKES BARRE/SCRANTON	97.9 FM
WCTO	ALLENTOWN	96.1 FM
WBZD	WILLIAMSPORT	93.3 FM

### NEW JERSEY

WMGM	ATLANTIC CITY	103.7 FM
------	---------------	----------

### DELAWARE

WDEL-AM	WILMINGTON	1150 AM
---------	------------	---------



**94 WYSP**  
THE ROCK STATION







**Brad Childress**  
*Offensive Coordinator*

One of the league's brightest minds on the offensive side of the ball, Brad Childress enters his 6th season as an Eagles assistant coach and his third as the team's offensive coordinator. The 48-year old Childress was named to his current post on April 10, 2002, and less than one year later was rewarded with a substantial three-year contract extension on January 31, 2003.

"I do believe that Brad is one of the top assistant coaches in the National Football League," said head coach Andy Reid. "He's done a great job and he's going to get rewarded for it sooner or later [with a head coaching opportunity]."

In 2003, the Eagles established a team record for fewest turnovers in a season (22) as Childress orchestrated a versatile offense that employed a three-headed monster at running back that each scored 7 touchdowns and sported a league-best 7 players with 23+ receptions.

"There are a lot of different ways to win a football game," Childress says. "You have to be open-minded. Innovate and adjust, play to the tools you have. We've done that here. We have different personnel now than we had in the past. You need

to utilize what you have."

Childress' group set a team record with 415 points in 2002 despite starting three different quarterbacks. After starter Donovan McNabb and Koy Detmer went down with injuries, the Eagles turned to little-used A.J. Feeley, who compiled a 4-1 record down the stretch.

The club's quarterback coach from 1999-2001 (he was hired one day after Reid was named head coach on January 11, 1999), Childress is credited with the development of McNabb. Under Childress' tutelage, McNabb learned the intricacies of the West Coast offense as a rookie and then quickly became a four-time Pro Bowl selection and an MVP candidate.

Prior to joining the Eagles, Childress orchestrated one of the nation's most productive offenses at the University of Wisconsin, where he served as offensive coordinator and quarterbacks coach from 1992-98.

During his 8-year tenure at Wisconsin, the team played in five bowl games, including Rose Bowl victories over UCLA in 1994 and in 1998. In '93, the Badgers set a school record and ranked fourth in Big Ten Conference history with 455.2 yards per game. QB Darrell Bevell (quarterbacks coach at Green Bay), RB Ron Dayne (NY Giants), and WR Lee DeRamus all flourished under Childress.

A graduate of Eastern Illinois, Childress began his coaching career with a seven-year

## CHILDRESS' CAREER AT A GLANCE

1978-84	Illinois	Running Backs/ Wide Receivers/ Graduate Assistant
1985	Indianapolis Colts	Quarterbacks
1986-89	Northern Arizona	Offensive Coordinator
1990	Utah	Wide Receivers
1991	Wisconsin	Running Backs
1992-98	Wisconsin	Offensive Coord./ Quarterbacks
1999-01	Philadelphia	Quarterbacks
2002-	Philadelphia	Offensive Coordinator





stint at Illinois. It was there that WR David Williams set a Big Ten record for receptions (101 in 1984).

Then, after spending the 1985 season as the quarterbacks coach on Rod Dowhower's Colts staff, he returned to the collegiate ranks for the next 13 seasons with stops at Northern Arizona (1986-89), and Utah before moving to Wisconsin. It was during the first of his three seasons as offensive coordinator at Northern

Arizona that Childress first worked with Reid. He also worked with Nebraska head coach Bill Callahan and Eagles assistant head coach Marty Mornhinweg at NAU.

Childress and his wife, Dru-Ann, have four children: sons Andrew, Christopher, and Kyle, and daughter Cara. Born 6/27/56 in Aurora, Ill., Childress attended Marmion Military High School.



**John Harbaugh**  
*Special Teams Coordinator*

One of the top men in his profession, 41-year old John Harbaugh enters his 7th season in Philadelphia as the Eagles special teams coordinator. Harbaugh's units finished the 2003 season ranked first in the NFL in the articulate special teams ranking system by esteemed Dallas Morning News columnist Rick Gosselin. It marked the 2nd time in three years that the Eagles special teams finished atop those rankings.

In fact, during the last four years, Harbaugh's units are one of two in the NFL (New England) to rank in the top ten in those rankings. After improving steadily in 1998 and 1999, his units vaulted to 8th in 2000, 1st in 2001, 6th in 2002, and 1st once again in 2003. In 2001, Harbaugh was chosen as the league's

special teams coach of the year in a vote of his peers.

"I've said time and time again that John is the best in the business at what he does and the statistics back it up," said head coach Andy Reid, who gave Harbaugh a lucrative three-year contract extension in 2004. "He spends so much time and effort preparing his guys each and every week. Special teams are such an integral part of this game today."

Under Harbaugh's guidance, David Akers progressed from a street free agent pick-up in 1999 to a two-time Pro Bowl selection and one of the league's most reliable kickers. In addition, Brian Westbrook ranked 2nd in the NFL with a 15.3 punt return average in 2003 and tied for first with 2 touchdowns. Special teams aces Sean Morey (Sports Illustrated All-Pro) and Ike Reese (first alternate to the Pro Bowl) also earned special teams honors.

Over the last six years, Harbaugh's units have produced 12 NFC special teams player of the week honorees: David Akers (5), Brian Mitchell (3), Sean Landeta (2), Brian Westbrook (1) and Allen Rossum (1). In addition, Akers earned NFC Special Teams player of the month honors in November, 2000.

Originally hired by Ray Rhodes on February 18, 1998, Harbaugh was one of just four assistant coaches to be retained by Andy Reid in 1999.





Harbaugh began his coaching career in 1984 at Western Michigan. Three years later, he joined the University of Pittsburgh staff, serving under his uncle Mike Gottfried (now a college football analyst for ESPN).

After a one-year stint at Morehead State, Harbaugh spent eight seasons (1989-96) as assistant head coach at the University of Cincinnati. Harbaugh then joined Cam Cameron's Indiana staff for the 1997 campaign as defensive backs and special teams coach.

The versatile Harbaugh has coached on both sides of the ball throughout his collegiate coaching career and was the assistant head coach at Cincinnati.

The product of a football family, Harbaugh has been in and around the game his entire life. His father, Jack, is a 41-year coaching veteran and won the 2002 Division I-AA National Championship as head coach of Western Kentucky. In 2003, Jack was hired as Associate AD at Marquette where he oversees community affairs and public relations. His younger brother, Jim, a for-

mer NFL quarterback, is the head coach at the University of San Diego. Other relatives in the sports spotlight include his cousin, Mark Gottfried, the head basketball coach at Alabama, and his brother-in-law, Tom Crean, Marquette's head basketball coach.

Harbaugh (born 9/23/62) attended Ann Arbor (MI) Pioneer HS before earning a degree in political science from Miami (OH) where he also played defensive back. He went on to earn his master's degree in physical education from Western Michigan.

John and his wife, Ingrid, reside in suburban Philadelphia, with their daughter, Alison (3).

## HARBAUGH'S CAREER AT A GLANCE

1980-83	Miami (Ohio)	• Defensive Back
1984-86	Western Michigan	Running Backs/ Outside Linebackers
1987	Pittsburgh	Tight Ends
1988	Morehead State	Special Teams/ Secondary/Strength and Conditioning
1989-96	Cincinnati	Assistant Head Coach
1997	Indiana	Defensive Backs/ Special Teams
1998-	Philadelphia	Special Teams Coordinator
	• player	

## PLAYER AND STAFF PRONUNCIATION GUIDE

David Akers .....AY-kers  
Tommy Brasher .....BRAY-zure  
Correll Buckhalter .....core-ELL  
Ted Daisher .....Dasher  
Trey Darilek .....DAJ-a-lek  
Justin Ena .....EN-uh  
Alonzo Ephraim .....EE-frum  
Paul Grasmanis .....grass-MAN-us  
Tyreo Harrison .....tie-REE-oh  
Dhani Jones .....da-ha-nee

Norman Lejeune .....luh-JHERN  
Reno Mahe .....MA-hay  
Quintin Mikell .....MICHAEL  
Terrell Owens .....TARE-ell  
Mark Simoneau .....sim-IN-o  
Steve Spagnuolo .....spag-NO-low  
Thomas Tapeh .....tih-PAY  
Tra Thomas .....TRAY







**Tommy Brasher**  
*Defensive Line*

One of the most successful defensive line coaches in league history, Tommy Brasher (pronounced BRAY-zure) enters his 6th season during his second tour of duty in Philadelphia.

Brasher, 63, is a model of toughness and courage. Throughout most of 2001, Brasher battled a bout with cancer. After being diagnosed with a cancerous tumor in his parotid gland (one of the salivary glands) on October 16th, Brasher underwent a six-hour surgery to have it removed. Three weeks later, he underwent another procedure to have 67 lymph nodes removed from his neck and shoulder. He missed just five days of work and not one snap of football on game day. His battle with cancer earned him the Ed Block Courage Award in 2001. Although this award is given annually to one player from each NFL team, Brasher became just the third special non-player recipient of this prestigious honor.

Under Brasher's guidance, the defensive line has become a strong point of the Eagles. DT Corey Simon earned his first Pro Bowl bid in 2003 and has developed into a top-flight defender (26.5 sacks in first 62 games). DT Darwin Walker also enjoyed great success (13.5 sacks) during his first two years as a starter. In addition, former DE Hugh Douglas became a three-time Pro Bowl selection.

Brasher served in the same capacity with the Eagles in 1985 as a member of then-head coach Marion Campbell's staff. In his one season with the Eagles, two of his defensive ends notched 13 sacks apiece - Greg Brown and a rookie named Reggie White.

Brasher enjoyed a 7-year stint as Seattle's defensive line coach, seeing two of his linemen - Cortez Kennedy and Michael Sinclair - earn multiple Pro Bowl appearances. Kennedy was also named defensive player of the year in 1992. He also held identical posts at New England, Atlanta, and Tampa Bay.

An all-conference selection himself as a line-backer at Arkansas from 1962-63, Brasher was a college teammate of Cowboys owner Jerry Jones and former Dolphins and Cowboys head coach Jimmy Johnson.

After beginning his coaching career with a six-year stint on the high school level, Brasher's alma mater provided him with his first collegiate coaching assignment when he became the Razorbacks defensive assistant in 1970. He sandwiched stops at Virginia Tech, NE Louisiana, and Southern Methodist around a one-year stint as the defensive coordinator of the World Football League's Shreveport Steamer in 1975.

Born on 12/30/40, Brasher attended El Dorado High in his hometown and birthplace of El Dorado, AR. He and his wife, LaNelle, have two daughters, Melodie and Christy, and two grandsons, Nicholas and Brennen.

## BRASHER'S CAREER AT A GLANCE

1962-63	Arkansas	• Linebacker
1970	Arkansas	Defensive Assistant
1971	Virginia Tech	Defensive Line/ Linebackers
1974	NE Louisiana	Defensive Coordinator
1975	Shreveport (WFL)	Defensive Coordinator
1976	NE Louisiana	Defensive Coordinator
1977-81	Southern Methodist	Defensive Line
1982-84	New England	Defensive Line
1985	Philadelphia	Defensive Line
1986-89	Atlanta Falcons	Defensive Line
1990	Tampa Bay Buccaneers	Defensive Line
1992-98	Seattle Seahawks	Defensive Line
1999-	Philadelphia	Defensive Line
• player		







**Juan Castillo**  
*Offensive Line*

Juan Castillo is in his 10th season with the Eagles and his seventh as the club's offensive line coach. After years of multiple changes along the line, Castillo's unit has become a force in the last four seasons paving the way for the emergence of Pro Bowl QB Donovan McNabb.

Under Castillo's tutelage, three lineman earned their first Pro Bowl selections: LT Tra Thomas (2001 and 2002), RG Jermaine Mayberry (2002), and RT Jon Runyan (2002). In fact, Thomas and Mayberry earned starting roles for the NFC squad following the 2002 campaign. In 2002, his troops gave up just 36 sacks, the least allowed by the club since 1982 (31). In 2003, the Eagles ranked 4th in the NFL in yards per carry (4.8).

Castillo is one of four coaches in the National Football League of Hispanic descent. In fact, Castillo is fluent in Spanish and has done some work for the National Football League in promoting the game for its Spanish-speaking audience. In the 2002 off-season, Castillo and his wife were special invitees of President Bush for a Cinco de Mayo celebration at the White House.

"A lot of people laughed at me when I said I wanted to coach in the NFL," Castillo said.

"You have to have a dream, and then you have to have a plan, and you have to stick to the plan. I'm proud to represent the Hispanic community. I started just like all those people back in Texas. I was there with them."

Castillo was one of four members of former coach Ray Rhodes' staff to be retained by head coach Andy Reid in 1999. He originally joined the Eagles on March 1, 1995 as an offensive assistant, a post he held until being promoted to tight ends coach in 1997. One year later, Castillo became the club's offensive line coach.

Castillo's work as an offensive line coach at Texas A&M-Kingsville (formerly Texas A&I University) caught the eye of Rhodes. During his five seasons there, Castillo aided in the development of five Division II All-America linemen, including future NFL players Mayberry, Jorge Diaz, Kevin Dogins, and Earl Dotson. In that span, Castillo gained valuable experience as a summer coaching intern for the Tampa Bay Buccaneers (1994), Seattle Seahawks (1993), and Buffalo Bills (1992).

A former linebacker with Texas A&M-Kingsville and the USFL's San Antonio Gunslingers, Castillo began his coaching career as a graduate assistant at his alma mater before spending 1986-89 on the staff at Kingsville (TX) High School.

The 44-year old Castillo (born 10/8/59) is a native of Port Isabel, TX. He and his wife, Zaida, have four sons, Gregory, John, Andres, and Antonio.

## **CASTILLO'S CAREER AT A GLANCE**

1978-80	Texas A&I	• Linebacker
1984-85	San Antonio (USFL)	• Linebacker
1982-85	Texas A&M-Kingsville	Offensive Line
1986-89	Kingsville (TX) HS	Assistant Coach
1990-94	Texas A&M-Kingsville	Offensive Line
1995-96	Philadelphia	Offensive Asst.
1997	Philadelphia	Tight Ends
1998-	Philadelphia	Offensive Line
• player		







**David Culley**  
*Wide Receivers*

A veteran of 26 years in the coaching profession, David Culley joined the Eagles as the club's wide receivers coach on January 19, 1999.

The 48-year old Culley came to the Eagles after a three-year stint as the Pittsburgh Steelers wide receivers coach. During that three-year span, the Steelers reached the playoffs twice, advancing to the AFC title game in 1997 and to the divisional playoffs the previous season. In all, Culley has been to the playoffs six times in his last eight seasons as an assistant coach, including four appearances in the conference championship game.

A native of Sparta, TN, Culley was recruited by current Dallas Cowboys head coach Bill Parcells as a quarterback at Vanderbilt University. Culley broke into the coaching ranks in 1978 when he oversaw the running backs at Austin Peay University. He next returned to his alma mater to coach the Commodores receivers from 1979-81. Culley then followed a succession of one-year stops at Middle Tennessee State, Tennessee-Chattanooga,

and Western Kentucky with a four-year stint as quarterbacks coach at Southwestern Louisiana, where he tutored Brian Mitchell. Under Culley's direction, Mitchell became the first player in NCAA history to pass for over 5,000 yards and rush for over 3,000 yards in a career.

From 1989-90, Culley was the offensive coordinator/running backs/wide receivers coach at Texas-El Paso before joining R.C. Slocum's staff at Texas A&M. While there, Culley oversaw that school's receivers and helped the Aggies dominate the SWC from 1991-93.

Culley then jumped to the NFL ranks to tutor wide receivers, first with Tampa Bay (1994-95) and then with the Steelers (1996-98). It was under Culley's supervision in 1997 that Pittsburgh WR Yancey Thigpen hauled in 79 passes for a Steelers single-season record, 1,398 yards and 7 touchdowns en route to Pro Bowl honors.

Culley graduated from Vanderbilt with a degree in health and physical education. He and his wife, Carolyn, have a son, Monty (9/5/74), and daughter, Jessie (10/17/90).

## CULLEY'S CAREER AT A GLANCE

1973-77	Vanderbilt	• Quarterback
1978	Austin Peay	Running Backs
1979-81	Vanderbilt	Wide Receivers
1982	Middle Tennessee St.	Quarterbacks/ Running Backs
1983	Tennessee-Chattanooga	Wide Receivers
1984	Western Kentucky	Quarterbacks/ Wide Receivers
1985-88	SW Louisiana	Quarterbacks
1989-90	Texas-El Paso	Offensive Coord./ RBs/WRs
1991-93	Texas A&M	Wide Receivers
1994-95	Tampa Bay Buccaneers	Wide Receivers
1996-98	Pittsburgh Steelers	Wide Receivers
1999-	Philadelphia	Wide Receivers
• player		







**Ted Daisher**  
*Special Teams Quality Control*

Ted Daisher joined the Eagles as special teams quality control coach on March 3, 2004. In this role, he assists special teams coordinator John Harbaugh and also aids Tommy Brasher with the defensive line. He rejoins Harbaugh who served as assistant head coach at the University of Cincinnati while Daisher was the Bearcats defensive line coach.

Daisher, 49, has spent 22 seasons as an assistant coach in the college ranks, including stints at East Carolina (2001-02, outside linebackers and defensive ends), Indiana (1998-2000, defensive line), Army (1995-97, defensive line), Cincinnati (1989-92, defensive line), Eastern Michigan (1985-88, defensive ends), Northern Illinois (1980-84), and Illinois (1979). He coached on the same staff with Eagles offensive coordinator Brad Childress at Illinois. Both Northern Illinois and Eastern Michigan won Mid-American Conference championships while he was on the staffs of those respective institutions.

Daisher coached future NFL players Vaughn Booker and former Eagle Ronnie Dixon at Cincinnati, and Pro Bowl DE Adewale Ogunleye (Dolphins) and Kemp Rasmussen (Panthers) at Indiana.

In 2003, he served as head coach at East Mecklenberg (NC) High School where he led those Eagles to a 7-4 regular season record and a playoff berth. He also served as head coach at Fenwick (IL) HS from 1993-94. He spent the 1978 football season coaching receivers and defensive backs at Kalamazoo (MI) Christian High School.

Born February 2, 1955, in Taylor, MI, Daisher earned a degree in physical education at Western Michigan, where he was a standout wide receiver and defensive back from 1975-77. He and his wife, Danielle, have three children: Nicole (14), Ted (12), and Taylor (2).

## DAISHER'S CAREER AT A GLANCE

1975-77	Western Michigan	• Wide Receiver/ Defensive Back
1978	Kalamazoo (MI) Christian HS	Running Backs/ Defensive Backs
1979	Illinois	Graduate Asst./ Defensive Backs
1980-81	Northern Illinois	Wide Receivers/ Special Teams
1982-84	Northern Illinois	Defensive Line/ Special Teams
1985-88	Eastern Michigan	Defensive Ends
1989-92	Cincinnati	Defensive Line
1993-94	Fenwick (IL) HS	Head Coach
1995-97	Army	Defensive Line
1998-2000	Indiana	Defensive Line
2001	East Carolina	Outside Linebackers
2002	East Carolina	Defensive Ends
2003	East Mecklenberg (NC) HS	Head Coach
2004-	Philadelphia	Special Teams Quality Control

• player







**Sean McDermott**  
*Secondary/Safeties*

Now is his sixth season with the Eagles, Sean McDermott is the club's secondary/safeties coach. McDermott served as the Eagles defensive assistant/quality control coach from 2001-02, before moving to assistant defensive backs coach in 2002.

In 2003, McDermott played a key role in the development of young safeties Michael Lewis, Clinton Hart, who started 9 games in place of Pro Bowl FS Brian Dawkins, and rookie free agent Quintin Mikell, who earned a roster spot after an impressive preseason.

McDermott originally joined the Eagles in 1998 as a scouting administrative coordinator, a position he held until being promoted to assistant to the head coach in 1999.

From 1994-1997, McDermott was a safety at the College of William and Mary, earning all-conference honors in 1997, Academic all-conference honors in 1996 and 1997, and NSCA Strength and Conditioning All-American accolades. In 1998, he was the recipient of the prestigious Benjamin Ewell Award for his tremendous leadership and excellence on campus and in the community.

In the spring of 1998, McDermott began his coaching career at William and Mary as the defensive backs coach and then as the school's outside linebackers coach that fall.

A 1993 graduate of LaSalle HS, McDermott was named All-Southeastern Pennsylvania at defensive back in 1992. An all-around athlete, he was also a national prep school wrestling champion in his junior and senior year and lettered twice in track.

A native of Omaha, Nebraska, the 30-year old McDermott earned bachelor degrees in both business finance and marketing while at William and Mary. Sean is single and resides in Valley Forge, PA. He enjoys exercising, playing golf and is an active member of the Church.

## **McDERMOTT'S CAREER AT A GLANCE**

1994-97	William & Mary	• Safety
1998	William & Mary	Defensive Backs
2000	Philadelphia	Asst. to Head Coach
2001	Philadelphia	Defensive Assistant/ Quality Control
2002-03	Philadelphia	Assistant Defensive Backs
2004-	Philadelphia	Secondary/Safeties
• player		







**Tom Melvin**  
*Tight Ends*

In 1983, Tom Melvin was an offensive lineman at San Francisco State University. His position coach that year was a fellow just two years his senior by the name of Andy Reid.

Today, Melvin enters his sixth season as a member of the Eagles offensive coaching staff and his third as the club's tight ends coach. He served his first three seasons as the team's offensive assistant/quality control coach.

In 2003, Melvin played a key role in the development of tight end L.J. Smith, a 2nd round draft choice who hauled in 27 passes as a rookie.

The 42-year old Melvin joined the Eagles after an eight-year stint at Occidental College, where he served as the school's offensive coordinator and offensive line coach. In 1993, Melvin led the Tigers to a school-record 326 points and 2,526 rushing yards en route to an 8-1 record.

Prior to his tenure at Occidental, Melvin served as the offensive coordinator/offensive line coach at the University of Cal-Santa Barbara. At UCSB, Melvin orchestrated the nation's fifth ranked offense in 1989 while coaching five All-America selections.

Following his playing career at San Francisco State, Melvin went on to begin his coaching career as a graduate assistant at that school, serving on the same staff with Reid. He then moved on to Northern Arizona, where he tutored TE Shawn Collins, a first-round draft choice of Atlanta in 1989.

Born October 1, 1961 in Redwood City, CA, Melvin attended Cubberley HS in Palo Alto. Today, he holds a bachelor's degree in physical education from San Francisco State and a master's degree in educational administration from Northern Arizona.

Tom and his wife, Kathy, have three sons, Justin (20), Joshua (17), and J.T. (12), and a daughter, Heather (19). His cousin, Bob Melvin, is the manager of the Seattle Mariners.

#### MELVIN'S CAREER AT A GLANCE

1982-83	San Francisco St.	• Offensive Lineman
1984-85	San Francisco St.	Graduate Assistant
1986-87	Northern Arizona	Running Backs/ Offensive Line/ Tight Ends
1988-90	UC-Santa Barbara	Offensive Coordinator Offensive Line
1991-98	Occidental College	Offensive Coordinator Offensive Line
1999-01	Philadelphia	Offensive Assistant/ Quality Control
2002- • player	Philadelphia	Tight Ends







## **Mike Reed**

*Defensive Assistant/Quality Control*

Mike Reed is in his second season as the club's defensive assistant/quality control coach. Reed joined the Eagles on February 25, 2003, after a three-year stint as an assistant coach at the University of Richmond, where he tutored wide receivers from 2000-01 and defensive backs in 2002.

In 2002, Reed served in the minority coaching intern program with the Eagles during training camp. In 1995, Reed was the "Mr. Irrelevant" of the NFL draft, as he was chosen with the final pick in the 7th round by Carolina. He spent two seasons with the Panthers and also played two seasons in NFL Europe, including a stint with the 1999 World Bowl champion Frankfurt Galaxy. Prior to his tenure at Richmond, Reed was the defensive coordinator at Suitland (MD) HS in 1999 and coached the defensive backs with the Kiel Hurricanes in Germany in 2000. Reed began his coaching career as the wide receivers and defensive backs coach at his alma mater, Salesianum HS in Wilmington, DE.

Reed, 31 (born 8/16/72), earned a degree in communication/education from Boston College in 1994. He was a four-year starter at cornerback for the Eagles and earned second-team All-Big East honors as a junior.



## **Bill Shuey**

*Offensive Assistant/Quality Control*

Bill Shuey is in his second season as the club's offensive assistant/quality control coach. After a two-year stint as the assistant to the head coach, Bill Shuey was promoted to offensive

assistant/quality control coach on February 7, 2003. In this role, Shuey is responsible for assisting the offensive coaching staff in breaking down film of upcoming opponents, self-scouting, and computer analysis.

Shuey, 29 (born 10/5/74), served as an intern with the Eagles for their training camps in 1999 and 2000 while serving as a health and physical education teacher at Pennridge High School in Perkasio, PA. A native of Bethlehem, PA, he earned a B.A. in sports management from Slippery Rock and a M.S. in education from West Virginia.

Shuey was a defensive back and running back for semi-pro football teams in Pittsburgh in 1996-98 and in the Lehigh Valley from 1999-2000. Bill is single and resides in Philadelphia.







**Pat Shurmur**  
*Quarterbacks*

The 39-year old Shurmur is in his third season as the Eagles quarterbacks coach. In this role, he has helped Donovan McNabb earn two of his four Pro Bowl berths, in addition to mentoring the star signal caller through a major injury in 2002 and heavy criticism after a 0-2 start in 2003. Shurmur's first three seasons in Philadelphia were spent as the Eagles tight ends coach and he received praise for the development of three-time Pro Bowl TE Chad Lewis.

In 2002, Shurmur earned praise not only for the continued progress of McNabb, but for his poise displayed after McNabb and Koy Detmer went down with injuries late in the season. Down to little-used A.J. Feeley, who had not started since his junior year at Oregon, the Eagles went 4-1 down the stretch. Feeley, a fifth round draft choice in 2001, was traded this past offseason to Miami for a 2nd round pick in 2005.

Shurmur, an All-Big Ten conference center and team captain at Michigan State, joined Andy Reid's staff in Philadelphia in 1999 after an 11-year stint as a college assistant.

Shurmur spent the 1998 season at Stanford as an offensive line coach in charge of the centers and guards. Under his tutelage, the Cardinal offensive line allowed the fewest sacks per pass attempt in the PAC 10 Conference and, in the process, helped first-

year quarterback Todd Husak become the third quarterback in Stanford history to throw for over 3,000 yards in a season.

Prior to his tenure at Stanford, Shurmur spent 9 seasons at Michigan State instructing the Spartans tight ends, special teams, and offensive line. Under his guidance, MSU developed three tight ends that went on to the NFL: Ty Hallock, Duane Young, and Mitch Lyons. In addition, Shurmur helped Derrick Mason establish a school record with 2,575 career kickoff return yards.

Shurmur himself was a four-year letter winner at Michigan State, earning All-Big Ten conference and honorable mention All-America honors in 1987. That same year, Shurmur co-captained a Spartans squad that defeated USC in the Rose Bowl. A solid student as well, he earned his MBA in financial administration. As such, the Dearborn Heights, MI, native became the first graduate student to play at MSU.

After signing as a rookie free agent with Green Bay in 1988, Shurmur was released during training camp and subsequently began his coaching career, becoming a graduate assistant with the Spartans that fall.

A product of Divine Child High School in Dearborn, Pat comes from a football family. His uncle, the late Fritz Shurmur, served as the Green Bay Packers defensive coordinator from 1994-98 and helped that club win two NFC championships and one Super Bowl title.

Born 4/14/65, Pat and his wife, Jennifer (a former swimmer at Michigan State), have four children, daughters Allyson (12), Erica (10) and Claire (2), and son Kyle (7).

## SHURMUR'S CAREER AT A GLANCE

1983-87	Michigan State	• Center/Linebacker
1988-89	Michigan State	Graduate Assistant
1990-97	Michigan State	Tight Ends/Special Teams/Offensive Line
1998	Stanford	Offensive Line
1999-01	Philadelphia	Tight Ends/Off. Line
2002-	Philadelphia	Quarterbacks
• player		







**Steve Spagnuolo**  
Linebackers

After spending the last five years working with the defensive backs, Steve Spagnuolo is in his first season as the club's linebackers coach. Spagnuolo (pronounced SPAG-no-low) served as the defensive asst./quality control coach for two seasons before being promoted to defensive backs coach in 2001, sharing duties with Leslie Frazier. After Frazier departed to Cincinnati in 2003, Spagnuolo served as the primary defensive backs coach, working with Sean McDermott.

During his time overseeing the defensive backs, Spagnuolo has aided the progress of Pro Bowlers Brian Dawkins, Bobby Taylor and Troy Vincent, and promising SS Michael Lewis.

Prior to joining the Eagles, the 44-year old Spagnuolo spent 15 seasons in the collegiate coaching ranks and two years in NFL Europe. He spent the 1998 season as the defensive coordinator of NFL Europe's Frankfurt Galaxy, who finished second in the league in total defense en route to a World Bowl appearance. In

fact, four of the six linebackers and nine of the 11 defensive starters he tutored went on to play in the NFL. Spagnuolo also served as the defensive line and special teams coach of the Barcelona Dragons in 1992.

A native of Grafton, MA, Spagnuolo has served as a defensive coordinator on the college level with Connecticut and Maine. In addition, he served as assistant coach at Massachusetts, Lafayette, Rutgers, and Bowling Green. Prior to his stint at Maine, Spagnuolo spent four months as a scout for the San Diego Chargers under then-general manager Bobby Beathard. His first NFL experience came in 1983 as an intern with the Washington Redskins under-then assistant general manager Charlie Casserly.

Born December 21, 1959 in Whitinsville, MA, Spagnuolo attended Grafton (MA) HS. He earned a bachelor's degree in physical education from Springfield (MA) College and a master's degree in sports management from the University of Massachusetts.

## SPAGNUOLO'S CAREER AT A GLANCE

1979-81	Springfield College	• Wide Receiver
1982-83	Massachusetts	Graduate Assistant
1983	Washington Redskins	Player Personnel Asst.
1984-86	Lafayette	Defensive Line/ Special Teams
1987-91	Connecticut	Defensive Coord./ Defensive Backs
1992	Barcelona Dragons	Defensive Line/ Special Teams
1993	San Diego Chargers	Scout
1993	Maine	Defensive Coordinator
1994-95	Rutgers	Defensive Backs
1996-97	Bowling Green	Defensive Backs
1998	Frankfurt Galaxy	Defensive Coord./ Linebackers
1999-00	Philadelphia	Defensive Assistant
2001-03	Philadelphia	Defensive Backs
2004-	Philadelphia	Linebackers
	• player	







## **Trent Walters** *Secondary*

Trent Walters was added to the Eagles coaching staff as the secondary coach on March 2, 2004. Walters comes to Philadelphia after a two-year stint as secondary coach under Tyrone Willingham at Notre Dame.

During his tenure at Notre Dame, Walters tutored four future NFL draft choices: S Gerome Sapp (Baltimore) and CB Shane Walton (St. Louis) in 2003, and S Glenn Earl (Houston) and CB Vontez Duff (Houston) in 2004. In 2002, the Fighting Irish compiled a 10-3 record, while finishing 10th in the nation in points allowed (16.7 per game) and 13th in total defense (300.0 yards per game).

Walters also had an impressive eight-year stint as a defensive coach under Dennis Green with the Minnesota Vikings from 1994-2001. During that tenure, the Vikings made the playoffs six times and posted a 77-51 (.601) record. Walters coached the Vikings outside linebackers from 1994-99 before switching to inside linebackers in 2000 and then defensive assistant in 2001. Walters also had a one-year stint as defensive backs coach with the Cincinnati Bengals in 1984.

Walters served as an assistant coach at Indiana, Louisville, Washington,

Pittsburgh, and Texas A&M. He coached on the same staff with Eagles defensive coordinator Jim Johnson at Indiana and with Eagles wide receivers coach David Culley at Texas A&M. Walters tutored Pro Bowl CB Ray Buchanan at Louisville, Pro Bowl CB Aaron Glenn and Kevin Smith at Texas A&M, and NFL DBs Vince Newsome, Ray Horton, Vince Albritton, and Vestee Jackson at Washington.

Walters led the league in punt returns in 1966 while playing for Edmonton of the Canadian Football League (1966-67). A three-year letterman at Indiana, where he earned an undergraduate degree in physical education and a master's degree in physical education administration, Walters led the Hoosiers in punt and kickoff returns as a senior in 1965.

Born 11/20/43 in Knoxville, Tn., Walters is a member of the Sports Hall of Fame in Knoxville, where he attended Austin HS.

He and his wife, Gail, have two sons, Trent, an advertising account manager for Richards Group in Dallas, TX, and Troy, a wide receiver for the Colts, and one daughter, Vanessa, who is currently doing her residency in Jacksonville, FL, after graduating from the University of Washington Medical School. They also have two grandchildren, Brandon and Kinsley.

### **WALTERS' CAREER AT A GLANCE**

1963-65	Indiana	• Defensive Back
1966-67	Edmonton (CFL)	• Defensive Back
1968-71	Indiana	JV/Freshman coach
1972	Louisville	Defensive Backs
1973-80	Indiana	Defensive Backs
1981-83	Washington	Defensive Backs
1984	Cincinnati Bengals	Defensive Backs
1985	Pittsburgh	Defensive Backs
1986-90	Louisville	Defensive Backs
1991-93	Texas A&M	Defensive Backs
1994-99	Minnesota Vikings	Outside Linebackers
2000	Minnesota Vikings	Inside Linebackers
2001	Minnesota Vikings	Defensive Assistant
2002-03	Notre Dame	Secondary
2004-	Philadelphia	Secondary
• player		







**Ted Williams**  
*Running Backs*

Ted Williams is in his 10th season with the Eagles and his 8th in the role of running backs coach. His first two years with the club were spent overseeing the club's tight ends. He was one of four members of Ray Rhodes' staff to be retained by Andy Reid in 1999.

In 2003, Williams played a vital role as the Eagles employed a three-headed monster at running back (Correll Buckhalter, Duce Staley, and Brian Westbrook) that each scored 7 touchdowns.

As running backs coach, Williams tutored a 1,000-yard rusher four times, including three by Staley. Williams scouted Staley at the University of South Carolina and recommended that the Eagles make him their third-round draft pick in 1997.

Prior to joining the Eagles, Williams coached at the University of Arizona, Washington State, and on Terry Donahue's UCLA staff, where he developed All-America linebackers Ken Norton, Jr. and Carnell Lake, as well as a number of heralded running backs.

A basketball and baseball star himself at Centennial High in Compton, CA, Williams earned a place in the Cal Poly-Pomona University baseball Hall of Fame. A 1966 graduate of CPP with a degree in biological sciences and physical education, Williams went on to earn a master's degree, a second undergraduate major in zoological science, and his teaching-administration credentials from Cal State-Los Angeles in 1968.

#### **WILLIAMS' CAREER AT A GLANCE**

1980-89	UCLA	Linebackers/ Running Backs
1991-93	Washington State	Offensive Coordinator Running Backs
1994	Arizona	Secondary
1995-96	Philadelphia	Tight Ends
1997-	Philadelphia	Running Backs

After serving more than a decade as a coach, teacher, and athletic director at Compton (CA) High, Williams was named head coach at Los Angeles City College in 1980, but a short time later joined the UCLA staff.

Born in Lyons, TX, (11/17/43) the 60-year old Williams and his wife, Theresa, have three sons, Darryl (34), Donald (17), and Daniel (8), and a daughter, Terri (32).







**Mike Wolf**  
*Strength and Conditioning*

One of the most respected men in his field, Mike Wolf enters his 10th season with the Eagles as the team's strength and conditioning coach.

Wolf and his staff have the luxury of training players in the NFL's largest weight room at the NovaCare Complex. Designed and managed by Wolf, the 8,000 square-foot weight room houses 118 total pieces of equipment and over 20,000 pounds of free weights. With that, Wolf is responsible for implementing his comprehensive strength and conditioning program, which emphasizes a hands-on approach in training each player.

In 2001, Wolf was selected by his peers around the league as the NFL's strength and conditioning coach of the year. Recipients

of this award demonstrate a sincere desire to help athletes excel in their field and have a strong dedication to their profession. This honor is also presented at the high school and college levels.

Wolf, 39, joined the Eagles in 1995 after three seasons as the assistant strength and conditioning coach of the Minnesota Vikings. Wolf began his career as a strength coach at Vanderbilt before moving on to Lehigh University and, his alma mater, Penn State.

A native of Allentown, PA, (born 5/15/65) Wolf earned a bachelor's degree in exercise and sports science from Penn State and a master's degree in health promotion and education from Vanderbilt. His brother, Joe, spent nine seasons (1989-97) as an offensive lineman with the Arizona Cardinals.

Mike and his wife, Jennifer, reside in suburban Philadelphia with their son, Jackson (9) and daughter, Michaela (6).

## WOLF'S CAREER AT A GLANCE

1983-87	Penn State	• Center
1988-89	Vanderbilt	Graduate Assistant
1990	Lehigh	Strength and Conditioning
1991	Penn State	Assistant Strength and Conditioning
1992-94	Minnesota Vikings	Assistant Strength and Conditioning
1995-	Philadelphia	Strength and Conditioning
• player		







## **Tom Kanavy**

### ***Assistant Strength and Conditioning***

Assisting Eagles head strength and conditioning coach Mike Wolf since 1995, Tom Kanavy officially became the club's first full-time strength and conditioning assistant in 1997.

In his role, the 34-year old Kanavy is responsible for assisting in all aspects of Wolf's comprehensive strength and conditioning program. This includes the hands-on training and recording of all player workouts during the in-season and off-season programs: coordination of play-

er consultations with team dietician Jeanie Subach; and assisting travel coordinator Tracey Detweiler and the dining services of the NovaCare Complex and Lehigh University, in the development of nutritionally adequate team meals throughout the year.

Kanavy also spent the summer of 1996 as interim head strength and conditioning coach at Temple University. Prior to joining the Eagles, he spent 1994 at Penn State as an assistant with the undefeated (12-0) Rose Bowl champions, and 1993 as an assistant at the University of Miami (FL) where among the players worked with was actor/ wrestling champion Dwayne "The Rock" Johnson.

A native of Archbald, PA, Kanavy earned a Bachelor's degree in exercise and sport science from Penn State University in 1993, and a Master's degree in sport management from Temple University in 1998. He and his wife, Kim, have a daughter, Caroline (5/13/04).

### **KANAVY'S CAREER AT A GLANCE**

1993	Miami	Assistant Strength and Conditioning
1993-95	Penn State	Assistant Strength and Conditioning
1995-	Philadelphia	Assistant Strength and Conditioning

### **NFL EUROPE ALUMNI**

Keith Adams (Berlin Thunder 2002)  
David Akers (Berlin Thunder 1999)  
**Howard Clark (Scottish Claymores 2004)**  
Kori Dickerson (Frankfurt Galaxy 2003)  
**Dante Ellington (Berlin Thunder 2004)**  
Clinton Hart (Rhein Fire 2002)  
Dirk Johnson (Rhein Fire 2002)  
**Eric McCoo (Berlin Thunder 2004)**

Sean Morey (Barcelona Dragons 2000-01, 2003)  
**Nick Murphy (Barcelona Dragons 2003, Scotland Claymores 2004)**  
Josh Parry (Frankfurt Galaxy 2002)  
Jason Short (Barcelona Dragons 2002)  
Nate Wayne (Barcelona Dragons 1999)  
**Note: Boldface indicates played in NFL Europe in 2004.**







## **Jason Licht**

*Assistant Director of Player Personnel*

Jason Licht enters his second season as the club's assistant director of player personnel. In that role, he is responsible for scouting the top college players throughout the country and for assigning duties to the college scouting staff. He also assists in the evaluation of pro players.

The 33-year old Licht (pronounced LIGHT) arrived in Philadelphia on May 12, 2003, after a four-year stint as a member of New England's player personnel staff. He was hired by the Patriots in 1999 as a college scout and was elevated to national scout and then to assistant director of player personnel.

Licht worked with Eagles director of player personnel Tom Heckert in Miami from 1995-96. While with the Dolphins, Licht served as an assistant in the college and pro personnel scouting departments before becoming an offensive assistant/quality control coach in 1996. In 1997, Licht worked for National, a college football scouting service, before joining the Carolina Panthers scouting staff in 1998.

A two-time all-conference defensive tackle at Nebraska-Wesleyan (1993-94), Licht was originally recruited to the University of Nebraska as a line-backer in 1989. He played as a freshman, but was redshirted in 1990. He switched to offensive line in 1991 before transferring to Nebraska-Wesleyan.

A graduate of Yuma (CO) HS, Licht was born in Fremont, NE, on February 13, 1971.



## **Scott Cohen**

*Director of Pro Personnel*

In his 4th season with the Eagles as the director of pro personnel, Scott Cohen works closely with VP of player personnel Tom Heckert in assessing players on NFL rosters for potential free agents and trades, players available during the season, as well as other pro leagues (CFL, NFL Europe, Arena League). He also provides advance scouting reports for all NFC opponents in addition to managing the pro scouting department.

Cohen, 35, joined the Eagles in 2001 after spending the previous two seasons with Jacksonville as assistant director of pro scouting. In that role he was responsible for scouting those teams that the Jaguars would not play, players in other pro leagues, and some advance scouting. Prior to that, Cohen spent seven seasons with Washington. During that time, he worked his way up from intern, to training camp director, to scouting administrator, to college scout. He also evaluated players at the pro level.

Born in Philadelphia on 1/28/69, Cohen was raised in Cherry Hill, NJ, and attended Cherry Hill West High. He was a four-year starter at Dickinson College where he was a wide receiver in football and a pitcher in baseball. He earned an economics degree from Dickinson in 1991 and later earned a master's degree in sports management at the University of Massachusetts.

He and his wife, Linda, have two children, Hannah (6) and Andrew (4) and reside in Mt. Laurel, NJ.







## **Howie Roseman**

*Director of Football Administration*

Howie Roseman is in his fifth year with the Eagles and his second as the club's director of football administration.

In this role, Roseman, 29, works closely with team president Joe Banner, head coach Andy Reid, and vice president of player personnel Tom Heckert in managing the salary cap and developing contract proposals and parameters. He individually negotiates a number of the Eagles player contracts.

He also represents the team to the NFL on contract, salary cap, and player personnel matters and spends a significant amount of his time working on administrative functions within the personnel department.

Roseman joined the Eagles in 2000 as salary cap/staff counsel. He was elevated to his current position in 2003.

Born in Brooklyn, NY, on 6/23/75, Roseman earned his bachelor's degree from the University of Florida before earning a Juris Doctor Degree from Fordham Law School.



## **Brian Boyse**

*Eastern Regional Scout*

Now in his 4th season as a member of the Eagles player personnel department, 37-year old Brian Boyse joined the club in 2001 after serving as quarterbacks and receivers coach, as well as sports information director, at Hillsdale (MI) College.

A 3-time NAIA Division I Academic All-America QB at Hillsdale, he led his school to 3 conference championships, 3 national playoff appearances and was a member of the 1985 National Championship team.

After graduating in 1989 with a degree in marketing/psychology from Hillsdale, he completed work towards his master's degree in athletic administration at Western Michigan. In addition to coaching, Boyse has held numerous positions in both the marketing and personnel fields.

Boyse and his family reside in his hometown of Adrian, MI. He was born on 2/17/67 in Port Huron, MI.







**Ryan Grigson**  
*Western Regional Scout*

Ryan Grigson enters his first season as a member of the Eagles college scouting staff. The 32-year old Grigson was hired as the club's Western regional scout on 5/14/04 after a five-year stint as a college scout with the St. Louis Rams.

Grigson was a sixth round draft choice of the Cincinnati Bengals in 1995. He spent that season as an offensive lineman with Detroit and was a member of the Lions training camp in 1996. He also played with Toronto of the Canadian Football League in 1997.

Following his playing career, Grigson became a pro scout with Saskatchewan of the CFL and an assistant coach at McPherson College in Kansas in 1998. He then joined the Buffalo Destroyers of the Arena Football League in 1999 as a player personnel coordinator and assistant coach.

A native of Highland, IN, Grigson (born 2/23/72) played offensive tackle and tight end at Purdue from 1991-94. As a senior, he served as the Boilermakers team captain.

He and his wife, Cynthia, have a daughter, Sophia, and a son, Noah, and reside in Crown Point, IN.



**Rashaan Curry**  
*College Scout*

Rashaan Curry is in his 4th season as a member of the Eagles scouting staff. He is responsible for scouting the Southeast region. Curry, who was named a full-time college scout in 2002, joined the Eagles in 2001 as the team's college scouting administrator.

Prior to joining the Eagles, Curry served as an intern in the National Football League office, first in the player personnel department under Joel Bussert in 2000 and then with the NFL Europe operations department in the spring of 2001 at the league's training camp in Tampa, FL. He also served as an educator in Atlanta.

Curry graduated from Columbia University with a degree in African-American studies. He was a four-year letterman as a defensive end at Columbia. As a senior, he earned all-conference honors and was voted as the team's MVP.

A native of Atlanta, GA (born 1/21/77), Curry was the valedictorian of his graduating class at Archer HS in Atlanta.







**Sean Gustus**  
*College Scout*

Fresh off a Super Bowl winning season for the New England Patriots in 2003, Sean Gustus joined the Eagles on 5/4/04 as a college scout. In this role, the 25-year-old Gustus is responsible for scouting the Northeast region.

Gustus helped the Patriots in many ways in 2003 primarily as a college scouting assistant. He also assisted with the offensive quality control. He joined the Patriots in 2002 and helped with special teams quality control in addition to his duties as college scouting assistant.

Gustus was a two-year starter at quarterback (2000-01) at the University of Richmond, where he earned his degree in health and sports science. He was a high school teammate of Eagles RB Brian Westbrook at DeMatha HS in Hyattsville, MD.

A native of Oxon Hill, MD, Gustus was born on 1/28/79. He is single and currently resides in Clinton, MD.



**Terry Mickens**  
*College Scout*

Terry Mickens joined the Eagles as a college scout on 5/4/04. In this role, the 33-year old Mickens will be responsible for scouting the Southwest region.

A veteran of seven NFL seasons as a wide receiver, Mickens caught 70 career passes for 851 yards and 4 touchdowns. A 5th round pick of Green Bay in 1994, Mickens played four years with the Packers, including their Super Bowl XXXI Championship season in 1996. He also played with Oakland (1998-2000).

Mickens finished his Florida A&M career as the school's all-time leading receiver with 147 catches for 2,522 yards and 16 TDs. He earned all-conference honors each year, including All-Mid Eastern Athletic Conference offensive player of the year as a junior after posting 52-900-6TDs receiving numbers.

Born 2/21/71 in Tallahassee, FL, Mickens returned to his alma mater, Leon HS, every offseason as a pro to work as a volunteer track coach and assist the football team. He became the school's full-time wide receivers coach in 2001. In 2002, he spent the summer serving as a pro scouting intern with Seattle.

Mickens completed his degree in physical education in 2004. He and his wife, Tamee, reside in Dallas, TX. He has a son, Tyler.







**Anthony Patch**  
*College Scout*

Now in his third season as a member of the Eagles player personnel department, Anthony Patch serves as a college scout concentrating in the West Coast region. The 26-year old Patch had served the past two years as a college scout and as a college scouting coordinator.

Patch joined the Eagles in 2002 as the club's college scouting coordinator. In that role, Patch served as the liaison between the scouts and the office, coordinated visits to college All-Star games and the NFL Combine, and organized data for the NFL draft throughout the year.

Prior to that, he served as an intern in the Miami Dolphins player personnel department. He also assisted the team's legal counsel with positional market analysis for contract research. Patch was a four-year player at defensive line and linebacker at Carroll College (Helena, Montana), where he earned a degree in finance. He went to earn a MBA from the University of Montana in 2001.

A product of Ronan (MT) HS, Patch (born 2/2/78) and his wife, Rikki, reside in Spokane, WA.



**Jon Sandusky**  
*Pro Scout*

Jon Sandusky is in his third season as a pro scout for the Eagles. In this role, the 27-year-old Sandusky is responsible for evaluating players in the professional ranks, advance scouting of upcoming opponents, and preparing the club for acquisitions through free agency or the waiver wire. Sandusky served as an intern in the Eagles personnel department in 2001.

A native of State College, PA (born 2/21/77), Sandusky was a safety and special teamer for Penn State from 1996-99. He was a member of the Big Ten's all-academic squad from 1998-99 and received the Frank Patrick Commitment Award in 1998 for his dedication, academics, and conditioning.

Sandusky graduated with a degree in exercise science from Penn State and served as an undergraduate assistant coach for the Nittany Lions in 2000. He helped tutor linebackers and defensive backs, while assisting with the special teams and the organization of the scout teams.

He and his wife, Kia, reside in Blue Bell, Pa. The son of legendary Penn State defensive coordinator Jerry Sandusky, Jon is one of 6 children. His brother, E.J., is the head coach at Albright College in Reading, PA.







**Andy Speyer**  
*College Scout*

Andy Speyer is in his third full season as a member of the Eagles player personnel department and his second as a college scout. The 28-year old Speyer serves as a combine scout for the Northeast region. He was a training camp intern with the Eagles in 2001 and a pro personnel intern in 2002.

Speyer earned a MBA and a master's degree in sports administration from Ohio University in 2002. He began his college career at Ricks College in Rexburg, Id., where he was a member of their football squad. After serving a 2-year LDS mission in Pocatello, Id., Speyer returned to Ricks for one semester and then transferred to the University of Utah in 1998. He went on to earn his undergraduate degree in business management in 2000.

A native of Spring, TX (born 8/19/76) outside of Houston and a graduate of Klein HS, Andy and his wife, Lynette, have a son, Braden (2), and reside in Wynnewood, PA.



**Butch Buchanico**  
*Director of Team Security*

Anthony "Butch" Buchanico has been protecting and serving the city of Philadelphia and its dignitaries for nearly 40 years. While serving as the chief of security for Mayor Edward G. Rendell in 1996, Buchanico was called upon by owner Jeffrey Lurie to become the club's director of team security.

In this role, the 59-year old Buchanico coordinates all security needs of the organization, serves as a liaison with local and federal law enforcement agencies, and works closely with the travel coordinator to ensure the safety of the team.

Buchanico spent five years with Mayor Rendell where he was responsible for the personal security of the mayor and the protection of his offices and those of his chief of staff. While working in the mayor's office, Buchanico also headed an effort to develop security programs that emphasized the use of prevention as protection.

Prior to his tenure with the mayor, Buchanico was a part of the dignitary protection unit where he organized and supervised the security for many visitors, ranging from the Pope to the President of the United States. In all, Butch served 31 years on the police force, including 21 years in uniform. He retired with





the rank of sergeant.

A native of South Philadelphia and a graduate of Bishop Neumann HS, Butch and his wife, Joan, have four children, Angela,

Monica, Joanna and Anthony III "Butch Jr.," who serves as a sergeant for the Philadelphia Police Department.



## **Harold Carmichael**

*Director of Player Development  
and Alumni*

On April 28, 1998, Harold Carmichael, the greatest receiver in club history, re-joined the organization as director of player development and alumni. In this role, Carmichael coordinates all player programs, including financial education, family assistance, career internships, and continuing education - all in an effort to help players succeed when their football careers have concluded. The 54-year old Carmichael also serves as a direct link to the alumni on behalf of the Eagles organization.

Said Eagles chairman/CEO Jeffrey Lurie, "Players come here, just like Harold did many

years ago, from other parts of the country - from small schools, rural and urban areas, very different environments. It's absolutely crucial in today's sports environment, where you have free agency and a lot of transiency, to devote as much attention and effort as you can to the players while they are with the organization. Harold has been a role model both on and off the field throughout his life."

The 6-8 Carmichael was not only one of the tallest receivers ever to play, he was also one of the best in NFL history. A 7th round pick out of Southern in 1971, Carmichael played 13 seasons with the Eagles before finishing his career with the Cowboys in 1984. Upon retirement, he ranked 6th on the NFL's all-time reception list with 590 catches, including 589 as an Eagle, the most in team history. He also remains the team's leader in receiving yards (8,978) and touchdowns (79).

During his tenure with the Eagles, Carmichael led the club in receptions eight times and earned four trips to the Pro Bowl. He was a key figure on the Eagles 1980 squad that defeated Dallas in the NFC Championship Game and earned a berth in Super Bowl XV vs. Oakland.

Carmichael (9/22/49), a native of Jacksonville, FL, resides in Glassboro, NJ, with his wife, Beatrice, and their son, Lee.







**Rick Burkholder**  
*Head Athletic Trainer*

Known as one of the top athletic trainers in the National Football League, Rick Burkholder is entering his 6th season in Philadelphia.

"I think Rick is well rounded," said head coach Andy Reid. "He gives you the feeling that it wouldn't matter what position he had in the organization, that he could come in and do a good job with it. It just happens to be that he's the head trainer. Plus, he has youth on his side. There is no question he's one of the best trainers in the NFL. He has the respect of the players, the medical staff and the coaches and that's a hard triangle to grab and develop a trustworthy relationship with."

The director of one of the finest athletic training staffs in professional sports, the 40-year old Burkholder (born 3/14/64) is well known for his expertise in his rehabilitation programs. He spearheaded Duce Staley's complicated rehab program in 2001 that allowed him to return to the field after suffering a severe Lis Franc sprain in his foot, an injury that has ended the careers of several NFL players. The process went so well, Burkholder has since been published and has spoken nationally on the Lis Franc injury and its rehab process. In addition, Burkholder also designed a remarkable rehab program for Steelers CB Rod Woodson in 1995. Woodson suffered a torn anterior cruciate ligament in his

right knee on opening day, but returned in just 4 and a half months after surgery to play in Super Bowl XXX (The normal recovery process for that injury is 9-12 months).

In addition, Burkholder has been very proactive in sports medicine, emphasizing programs that prevent and combat dehydration, asthma, and lower back injuries. Rick has been instrumental in injury prevention as well by modifying the team's stretching program and instituting a torso-strengthening program known as "back school."

Burkholder was named to his current post on February 9, 1999. He joined the Eagles after spending six seasons as an assistant athletic trainer with the Pittsburgh Steelers.

Prior to joining the Steelers staff in 1993, the Carlisle, PA, native spent two seasons as an assistant football trainer at his alma mater, the University of Pittsburgh. A 1987 Pitt grad, Burkholder went on to earn his master's degree in athletic training from the University of Arizona where he spent two seasons as a graduate assistant and another as an assistant athletic trainer.

Burkholder is a certified athletic trainer and a member of the National Athletic Trainers Association, the Pennsylvania Athletic Trainers Society, and the Professional Football Athletic Trainers Society where he is the committee chair for internal education for the society's foundation. He also serves on the NFL's mild traumatic brain injury committee.

Burkholder first gained NFL experience serving as a summer intern with the New England Patriots training staff in 1986. He was influenced by his father, Richard, a long-time athletic trainer at Carlisle HS, and his mother, Nancy, a registered nurse.

In 2003, Burkholder and his father were named distinguished alumni of Carlisle High School.

Rick and his wife, Kristine, reside in Sicklerville, NJ, with their daughters, Quinn Taylor (3) and Carly Ann (1).







**Chris Peduzzi**  
*Assistant Athletic Trainer*

Chris Peduzzi is in his 6th season on the Eagles athletic training staff.

The 33-year old Peduzzi (born 4/23/71) joined the Eagles in 1999 from West Chester (PA) University, where he served as that school's head football athletic trainer. Prior to that, he served as an intern for the Pittsburgh Steelers from 1996-98. In the spring of '97, Peduzzi served as assistant athletic trainer with the Scottish Claymores of NFL Europe.

A native of Johnstown, PA, Peduzzi graduated from Virginia Tech with a B.S. in athletic training and a M.A. in education. While at Virginia Tech, he served as a graduate assistant athletic trainer from 1995-97 and was a linebacker on the Hokies football team from 1990-94. He also earned the Hitachi Promise of Tomorrow post-graduate Scholarship from the College Football Association.

Chris and his wife, Cathy, the Eagles corporate services manager, (married on 4/17/04) reside in Sicklerville, NJ. He is a certified athletic trainer and a member of the National Athletic Trainers Association, Pennsylvania Athletic Trainers Society where he serves on the Board of Directors as the Southeastern PA representative, and the Professional Football Athletic Trainers Society.



**Eric Sugarman**  
*Assistant Athletic Trainer*

Eric Sugarman, 34, is entering his 5th season as a member of the Eagles athletic training staff. He joined the club after spending three seasons (1997-99) in a similar role with the Chicago Bears. He also served as a summer intern for the Bears athletic training staff from 1993-95.

A native of Hazleton, PA, Sugarman worked as an instructor and assistant athletic trainer for his alma mater, West Chester (PA) University from 1994-95. In 1996, he served as the director of rehabilitation for the Chicago Cubs.

After earning his B.S. in athletic training from WCU, Sugarman earned his M.S. in sports management from Richmond. While at Richmond, he also worked as the assistant football trainer and head baseball trainer. Sugarman served as a student trainer at Hazleton HS.

Sugarman, an active member of the Professional Football Athletic Trainers Society, is also an American Heart Association Basic Life Support/AED certified instructor and annually certifies Eagles players, coaches, and staff in life-saving skills.

In 2003, Sugarman received the Professional Football Athletic Trainers Society's "Big Heart" award for saving the life of a fellow employee by performing CPR.

Eric and his wife, Heather, reside in Sicklerville, NJ, with their son, Jacob (2).







**Peter DeLuca**  
*Head Team Physician*

Dr. Peter DeLuca is in his 8th season with the Eagles and his 3rd as the head team physician. The 44-year old DeLuca (11/23/59) is also a team physician for the Philadelphia Flyers and Philadelphia Phantoms (AHL).

DeLuca currently serves as a member of the North American Arthroscopy Association and has lectured locally and nationally on sports related injuries. He was awarded the Philip Syng Physick Award for Research and was elected to the National Medical Honor Society.

A native of Jersey City, NJ, DeLuca received a degree in biology from St. Peter's College in 1981 and then went on to earn his M.D. at Georgetown in 1986. He then underwent postgraduate training and residencies at both Thomas Jefferson University Hospital in Philadelphia and Yale University Hospital.

DeLuca and his wife, Renee, reside in Cherry Hill, NJ, with their son, Sam (13), and daughter, Natalie (9).



**Paul Marchetto**  
*Team Orthopedist*

Dr. Paul Marchetto is in his 3rd season as the Eagles team orthopedist. Marchetto is the director of the Hahnemann Sports Medicine Center and an associate professor of orthopedic surgery at the Drexel University College of Medicine in Philadelphia. He also serves as the head team physician for Drexel University and assistant team orthopedist for the Philadelphia Flyers and Phantoms (AHL). He is the team physician or consultant for several high school and amateur athletic organizations.

He completed his orthopedic residency at the Albert Einstein Medical Center in Philadelphia and his fellowship in sports medicine at Temple University Hospital. Marchetto has co-authored numerous research articles on sports medicine topics and lectures on a national and international level. In addition to his clinical duties, he remains very active in the education of physicians, medical students, athletic trainers, and physical therapists.

Marchetto and his wife, Jean Marie, reside in Villanova, PA, with their two daughters, Dana (19) and Nicole (17).







**Gary Dorshimer**  
*Team Internist*

Dr. Gary Dorshimer is in his 7th season as an internist with the Eagles. Dorshimer, 49, is currently on the medical staff at Pennsylvania Hospital. He practices general internal medicine and sports medicine as part of Delancey Medical Associates and he serves as the program director for the Internal Medicine/Sports Medicine Fellowship program at Pennsylvania Hospital.

Dorshimer, a member of the NFL Physicians Society and at-large representative to the executive committee of the society, is also a team physician for the Flyers, Phantoms (AHL), and Kixx (MISL). The secretary and treasurer of the NHL Team Physicians Society since 1987, he also served as an internal medicine consultant for the NHL players at the 1998 and 2002 Olympics. He serves as a consulting internist for the Pennsylvania Ballet. He is a member of the advisory committee to the Pennsylvania Athletic Trainers Society.

Born in Allentown, PA, he went on to receive a B.S. in natural science with summa cum laude honors from Muhlenberg College in 1977 and an M.D. degree from the University of Pennsylvania in 1981. He completed his postgraduate training at Pennsylvania Hospital and was certified by the American Board of Internal Medicine in 1984. In 1995, earned a Certificate of Added Qualifications in Sports Medicine from that board.

Dorshimer lives in Drexel Hill, PA, with his wife, Deborah, and their son, Geoffrey.



**John Hatfield**  
*Head Equipment Manager*

On February 28, 2000, John Hatfield joined the Eagles as the head equipment manager. In this role, Hatfield is responsible for outfitting Eagles players and coaches, purchasing equipment, and maintaining the team's locker room facilities at both the NovaCare Complex and Lincoln Financial Field. He also handles the transportation of all the team's equipment for each road game.

The 59-year old Hatfield (born 6/7/45) joined the Eagles after a two-year stint at the University of Minnesota where he served as that school's equipment supervisor. He also held similar positions at the University of Southern California (1998), the University of Pittsburgh (1989-98), the College of Wooster (1987-89), and John Carroll Univ. (1986-87).

From 1979-86, Hatfield served as the assistant facilities coordinator and equipment manager at Kent State, while also aiding with the equipment and game operations staffs of the Cleveland Browns. During his tenure in the Steel City, Hatfield also served as the visiting team clubhouse assistant manager for the Pittsburgh Pirates.

A native of Canton, OH, Hatfield received his bachelor's degree in physical education from Maryland in 1969. After receiving his degree, he served three years in the United States Army. He and his wife, Mary, reside in Lansdowne, PA, with their son, Philip John.







## **Greg Delimitros**

*Assistant Equipment Manager*

Greg Delimitros is in his first season as the club's assistant equipment manager. A native of Medford, NY, he earned a B.S. degree in business management from Stony Brook University in 2002 and a M.S. degree in athletic coaching education from West Virginia in 2003.

While at West Virginia, Delimitros also served as a graduate football equipment manager for the Mountaineers from 2002-03. He was the head student equipment manager at Stony Brook from 1998-2002. In 2001, he worked as an intern in the equipment department for the New York Dragons of the Arena Football League.

The 23-year old Delimitros (born 12/6/80) is a certified member of the athletic equipment managers association. He is single and resides in Philadelphia, PA.



## **Kenny Slough**

*Equipment Assistant*

Kenny Slough, 36, is in his 3rd season as the club's equipment assistant. Slough joined the Eagles equipment staff in 2001 in a part-time role after spending 13 years with the following teams in professional baseball: Tampa Bay Devil Rays, Rochester (NY) Red Wings, Bowie (MD) Baysox, Baltimore Orioles, Albany (GA) Polecats, and Gastonia (NC) Rangers.

Born in Pittsburgh, PA, on 12/4/67, Slough is a graduate of Roanoke (VA) Catholic HS and Belmont Abbey College in North Carolina. Kenny and his wife, Laura, reside in Philadelphia.

## **2004 VETERAN ACQUISITIONS**



The following players, listed alphabetically, were on another NFL team's active roster or Injured Reserve list at the conclusion of the 2003 season and were acquired by the Eagles this spring.

<b>NAME</b>	<b>HOW ACQUIRED</b>	<b>DATE</b>	<b>FORMER TEAM</b>
Jeff Blake	Unrestricted Free Agent	5/28/04	Arizona Cardinals
Dhani Jones	Unrestricted Free Agent	3/9/04	New York Giants
Jevon Kearse	Unrestricted Free Agent	3/3/04	Tennessee Titans
Terrell Owens	Trade	3/16/04	SF through Bal.





## 2004 EAGLES & HOW THEY WERE ACQUIRED



	DRAFT	TRADES	WAIVERS	FREE AGENTS
1996	Jermame Mayberry (1) Brian Dawkins (2b)			Hollis Thomas (R)
1997	Koy Detmer (7a)			
1998	Tra Thomas (1) Ike Reese (5)			
1999	Donovan McNabb (1)		Chad Lewis (from StL)	David Akers
2000	Corey Simon (1) Todd Pinkston (2a)			Mike Bartrum Paul Grasmanis Jon Runyan
2001	Freddie Mitchell (1) Derrick Burgess (3) Correll Buckhalter (4)		Hank Fraley (from Pit.) Darwin Walker (from Arz.)	N.D. Kalu
2002	Lito Sheppard (1) Michael Lewis (2a) Sheldon Brown (2b) Brian Westbrook (3) Tyreo Harrison (6)		Keith Adams (from Dal.)	Kori Dickerson (R) Justin Ena (R) Clinton Hart Artis Hicks (R)
2003	Jerome McDougle (1) L.J. Smith (2) Billy McMullen (3) Jamaal Green (4) Jeremy Bridges (6) Norman Lejeune (7)	Mark Simoneau (from Atl.)		Dante Ellington (R) Alonzo Ephraim (R) Roderick Hood (R) Jamaal Jackson (R) Dirk Johnson Ron Johnson (R) Damian Laverne (R) Greg Lewis (R) Reno Mahe (R) Eric McCoo Quintin Mikell (R) Sean Morey Josh Parry Sam Rayburn (R) Jon Ritchie Jason Short Nate Wayne
2004	Shawn Andrews (1) Matt Ware (3) J.R. Reed (4a) Trey Darilek (4b) Thomas Tapeh (5) Andy Hall (6a) Dexter Wynn (6b) Adrien Clarke (7a) Bruce Perry (7b) Dominic Furio (7c)	Terrell Owens (from SF through Bal.)		Mark Bartosic (R) Jeff Blake Jon Bradley (R) Yardon Brantley (R) Howard Clark Regis Crawford (R) Tim Duncan Anthony Foli (R) Ronnie Ghent (R) Brandon Haw (R) Justin Jenkins (R) Dhani Jones Jevon Kearse Mike Labinjo (R) Jerome Leslie (R) Nick Murphy Carlos Perez (R) Brandon Pinderhughes (R) Jeremiah Pope (R) Greg Richmond (R)

(#) - round in which player was drafted  
(R) - originally signed by Eagles as a rookie free agent

**Note:** TE Chad Lewis was originally signed as a rookie free agent by the Eagles in 1997 ... DE N.D. Kalu was originally drafted in the 5th round by the Eagles in 1997.







**Position:** Linebacker

**Height, Weight:** 5-11, 223

**Born:** 11/22/79 in Norwood, MA

**College:** Clemson

**High School:** Westlake, Atlanta, GA

**NFL Experience:** 4th (3rd as an Eagle)

**Acquired by Eagles:** Waivers (Dal) 2002

**Originally joined NFL:** 07-01 by

Tennessee (232nd selection overall)

A hard-hitting linebacker with a good football lineage, Keith Adams was acquired off waivers from Dallas on 10/21/02 and has since been a staple on one of the league's best special teams units. Known by his coaches and teammates as "The Bullet" for his speed and intensity, Adams posted a NFC-leading 30 tackles on special teams, most by an Eagle since 1996. The son of former Patriots defensive end Julius Adams, Keith was a 7th round draft choice of Tennessee in 2001, but was released by the Titans during training camp and was later signed to the Cowboys practice squad.

#### **BIRDSEED:**

- Spiderman is his favorite superhero and has a number of Spiderman action figures and collectibles in his locker and home. "I like Spiderman because he's so elusive and always gets the job done," said Adams. "I think that's a lot like how I play football. I'm not the biggest guy but I make it a point to get my job done."

- His father, Julius, spent 16 years as a defensive end with the New England Patriots (1971-85, 1987)
- Worked at McDonald's and at a grocery store as a youth. Said Adams of how his parents influenced him to work as a youngster, "They never wanted me to be spoiled. I had to work hard for everything."

#### **CAREER HIGHLIGHTS:**

- Finished 2003 ranked first in the NFC and 4th in the NFL with a career-high 30 special teams tackles. The total was the highest by an Eagle since 1996 when LB Sylvester Wright posted 31
- Averaged more than 4 special teams tackles per game in weeks 11-14 of the 2003 season
- Posted a team season-high 5 special teams tackles vs. NYG (11/16/03)
- After being claimed off waivers from Dallas (where he started five games at MLB) on 10/21/02, appeared in 10 games for the Eagles and logged 14 special teams tackles
- Forced a fumble by Woody Dantzler on kickoff coverage against his former team at Dal. (12/21/02)
- Helped lead the Berlin Thunder to their 2nd consecutive World Bowl title in the spring of 2002 as he finished 2nd on the team with 55 tackles

#### **PERSONAL:**

- Starred at running back and linebacker at Westlake HS in Atlanta, GA. Rushed for over 2,200 yards in his last two seasons at Westlake and posted 109 tackles in his senior season
- Also lettered in wrestling and track and was the state runner-up in his wrestling weight class
- Majored in parks, recreation and tourism
- His sister, Simone, played basketball at Coppin State
- Works with "Dash For Kids" which benefits children with cancer
- Participates in the Eagles Bible study group
- Favorite quote - "Respect all but fear none"
- Full name: Keith A. Adams

#### **COLLEGE:**

Earned All-America honors and was one of five finalists for National defensive player of the year after his sophomore (1997) and junior seasons (2000). Was a finalist for both the Butkus and Bednarik Awards in his junior year, after which he declared for the draft. Holds the school single-game records for tackles (27 vs. South Carolina, 11/20/99), sacks (4 vs. Duke, 11/6/99), and tackles for loss (6 vs. Duke, 11/6/99).





His 138 tackles as a junior ranked 6th in the nation. Led the nation and set school records for both tackles (186) and tackles for a loss (35) as a sophomore. Was the ACC defensive player of the year in 1999. Was named defensive MVP of the 1999 Peach Bowl vs. Mississippi St. Ended his career with 379 tackles (6th in school history), 54 tackles for a loss and 23 sacks.

## INJURY REPORT:

Suffered a concussion at Buf. (9/28/03) and missed one game.

## KEITH ADAMS CAREER STATISTICS

YEAR	TEAM	GP/GS	TACKLES			QUARTERBACK		PASSES DEFENDED				FF FR STT		
			SOLO	AST	TOT	SACKS	HUR	INT	Yds	LG	KD	FF	FR	STT
2001	DAL.	4/0	0	0	0	0.0	0	0	0	0	0	0	0	3
	(2002 DAL.)	6/5	16	11	27	0.0	1	0	0	0	0	0	0	4
	(2002 PHIL.)	10/0	0	0	0	0.0	0	0	0	0	0	1	0	14
2002	TOTAL	16/5	16	11	27	0.0	1	0	0	0	0	1	0	18
2003	PHIL.	15/0	2	1	3	0.0	0	0	0	0	0	0	0	30
<b>TOTALS</b>		<b>35/5</b>	<b>18</b>	<b>12</b>	<b>30</b>	<b>0.0</b>	<b>1</b>	<b>0</b>	<b>0</b>	<b>0</b>	<b>0</b>	<b>1</b>	<b>0</b>	<b>51</b>

### PLAYOFFS

2002	PHIL.	2/0	0	0	0	0.0	0	0	0	0	0	0	0	3
2003	PHIL.	2/0	1	0	1	0.0	0	0	0	0	0	0	0	3
<b>TOTALS</b>		<b>4/0</b>	<b>1</b>	<b>0</b>	<b>1</b>	<b>0.0</b>	<b>0</b>	<b>0</b>	<b>0</b>	<b>0</b>	<b>0</b>	<b>0</b>	<b>0</b>	<b>6</b>

CAREER HIGHS: TACKLES - Total 9 vs. NYG 10/6/02, Solo 7 vs. NYG 10/6/02

MILESTONES: First game - vs. Den. 11/22/01, First Start - at Ten. 9/15/02.

## ADAMS GAME-BY-GAME

### 2001 DALLAS COWBOYS

DATE	OPP.	W/L	P/S	S	A	T	Sac	Hur	Int	Yds	Lg	KD	FF	FR
Nov 11	@ ATL	L	0/0	0	0	0	0.0	0	0	0	0	0	0	0
Nov 18	PHI	L	0/0	0	0	0	0.0	0	0	0	0	0	0	0
Nov 22	DEN	L	1/0	0	0	0	0.0	0	0	0	0	0	0	0
Dec 2	@ WAS	W	1/0	0	0	0	0.0	0	0	0	0	0	0	0
Dec 9	NYG	W	1/0	0	0	0	0.0	0	0	0	0	0	0	0
Dec 16	@ SEA	L	1/0	0	0	0	0.0	0	0	0	0	0	0	0
Dec 23	@ ARZ	L	0/0	0	0	0	0.0	0	0	0	0	0	0	0
Dec 30	SF	W	0/0	0	0	0	0.0	0	0	0	0	0	0	0
JAN 6	@ DET	L	0/0	0	0	0	0.0	0	0	0	0	0	0	0
<b>TOTALS</b>		<b>4/0</b>	<b>0</b>	<b>0</b>	<b>0</b>	<b>0.0</b>	<b>0</b>	<b>0</b>	<b>0</b>	<b>0</b>	<b>0</b>	<b>0</b>	<b>0</b>	<b>0</b>

### 2002 DALLAS COWBOYS AND PHILADELPHIA EAGLES

DATE	OPP.	W/L	P/S	S	A	T	Sac	Hur	Int	Yds	Lg	KD	FF	FR
Sep 8	@ HOU	L	1/0	0	0	0	0.0	0	0	0	0	0	0	0
Sep 15	TEN	W	1/1	1	2	3	0.0	0	0	0	0	0	0	0
Sep 22	@ PHI	L	1/1	3	2	5	0.0	0	0	0	0	0	0	0
Sep 29	@ STL	W	1/1	3	2	5	0.0	1	0	0	0	0	0	0
Oct 6	NYG	L	1/1	7	2	9	0.0	0	0	0	0	0	0	0
Oct 13	CAR	W	1/1	2	3	5	0.0	0	0	0	0	0	0	0

(WAIVED BY COWBOYS ON 10/20)

PHILADELPHIA EAGLES (CLAIMED BY EAGLES ON 10/21)

Oct 28	NYG	W	1/0	0	0	0	0.0	0	0	0	0	0	0	0
Nov 3	@ CHI	W	1/0	0	0	0	0.0	0	0	0	0	0	0	0
Nov 10	IND	L	1/0	0	0	0	0.0	0	0	0	0	0	0	0
Nov 17	ARZ	W	1/0	0	0	0	0.0	0	0	0	0	0	0	0
Nov 25	@ SF	W	1/0	0	0	0	0.0	0	0	0	0	0	0	0
Dec 1	STL	W	1/0	0	0	0	0.0	0	0	0	0	0	0	0
Dec 8	@ SEA	W	1/0	0	0	0	0.0	0	0	0	0	0	0	0
Dec 15	WAS	W	1/0	0	0	0	0.0	0	0	0	0	0	0	0
Dec 21	@ DAL	W	1/0	0	0	0	0.0	0	0	0	0	0	0	0
Dec 28	@ NYG	L	1/0	0	0	0	0.0	0	0	0	0	0	0	0
<b>TOTALS</b>		<b>16/5</b>	<b>16</b>	<b>11</b>	<b>27</b>	<b>0.0</b>	<b>1</b>	<b>0</b>	<b>0</b>	<b>0</b>	<b>0</b>	<b>0</b>	<b>0</b>	<b>0</b>

### PLAYOFFS

JAN 11	ATL	W	1/0	0	0	0	0.0	0	0	0	0	0	0	0
JAN 19	TB	L	1/0	0	0	0	0.0	0	0	0	0	0	0	0
<b>TOTALS</b>		<b>2/0</b>	<b>0</b>	<b>0</b>	<b>0</b>	<b>0.0</b>	<b>0</b>	<b>0</b>	<b>0</b>	<b>0</b>	<b>0</b>	<b>0</b>	<b>0</b>	<b>0</b>

### 2003

DATE	OPP.	W/L	P/S	S	A	T	Sac	Hur	Int	Yds	Lg	KD	FF	FR
Sep 8	TB	L	1/0	0	0	0	0.0	0	0	0	0	0	0	0
Sep 14	NE	L	1/0	0	1	1	0.0	0	0	0	0	0	0	0
Sep 28	@ BUF	W	1/0	0	0	0	0.0	0	0	0	0	0	0	0
Oct 5	WAS	W	0/0	INACTIVE/CONCUSSION										
Oct 12	@ DAL	L	1/0	0	0	0	0.0	0	0	0	0	0	0	0
Oct 19	@ NYG	W	1/0	0	0	0	0.0	0	0	0	0	0	0	0
Oct 26	NYJ	W	1/0	0	0	0	0.0	0	0	0	0	0	0	0
Nov 2	@ ATL	W	1/0	0	0	0	0.0	0	0	0	0	0	0	0
Nov 10	@ GB	W	1/0	0	0	0	0.0	0	0	0	0	0	0	0
Nov 16	NYG	W	1/0	0	0	0	0.0	0	0	0	0	0	0	0
Nov 23	NO	W	1/0	0	0	0	0.0	0	0	0	0	0	0	0
Nov 30	@ CAR	W	1/0	0	0	0	0.0	0	0	0	0	0	0	0
Dec 7	DAL	W	1/0	0	0	0	0.0	0	0	0	0	0	0	0
Dec 15	@ MIA	W	1/0	0	0	0	0.0	0	0	0	0	0	0	0
Dec 21	SF	L	1/0	1	0	1	0.0	0	0	0	0	0	0	0
Dec 27	@ WAS	W	1/0	1	0	1	0.0	0	0	0	0	0	0	0
<b>TOTALS</b>		<b>15/0</b>	<b>2</b>	<b>1</b>	<b>3</b>	<b>0.0</b>	<b>0</b>	<b>0</b>	<b>0</b>	<b>0</b>	<b>0</b>	<b>0</b>	<b>0</b>	<b>0</b>

### PLAYOFFS

JAN 11	GB	W	1/0	1	0	1	0.0	0	0	0	0	0	0	0
JAN 18	CAR	L	1/0	0	0	0	0.0	0	0	0	0	0	0	0
<b>TOTALS</b>		<b>4/0</b>	<b>1</b>	<b>0</b>	<b>1</b>	<b>0.0</b>	<b>0</b>	<b>0</b>	<b>0</b>	<b>0</b>	<b>0</b>	<b>0</b>	<b>0</b>	<b>0</b>


## THE BULLET

Keith Adams sprints down the field as fast as he can and zeroes in on his target, just as his nickname, "The Bullet," suggests. His is a job not many NFL players desire, but it's what he prides himself on. He is what people know as the "wedge-buster."

"I do whatever it takes to make a play and help the team," said Adams. "I sprint down the field to the ball to try and make a play. If a wedge appears, I have to blow it up. You have to be fearless and sacrifice your body for the team. A lot of guys wouldn't do that to risk injury, but the team is more important."







**David Akers**

**Position:** Kicker

**Height, Weight:** 5-10, 200

**Born:** 12/9/74 in Lexington, KY

**College:** Louisville

**High School:** Tates Creek, Lexington, KY

**NFL Experience:** 6th (6th as an Eagle)

**Acquired by Eagles:** FA - 1999

**Originally joined NFL:** Signed as rookie free agent by Carolina in 1997

The NFL's most reliable kicker over the last four years, two-time Pro Bowl selection, David Akers currently ranks 2nd in league history with an 83% field goal percentage, while recording a NFC-leading 483 points since 2000. Akers, who also ranks first on the club's all-time list with 112 field goals and second in points (494), is definitely the "rags to riches" story of the Eagles roster, having landed on the waiver wire three times before settling into his current position in Philadelphia. A former waiter and substitute teacher, Akers has worked extremely hard to establish himself as an All-Pro. The team's first Pro Bowl kicker since Sam Baker (1969), he originally signed with Philadelphia on 1/11/99 after short stints earlier in his career with the Panthers, Falcons, and Redskins. He spent his first season with the Eagles as a long field goal and kickoff specialist behind veteran Norm Johnson.



## THE ROAD LESS TRAVELED

In 1997-98, Akers worked as a substitute teacher at Westport Middle School in Louisville between stints with Carolina and Atlanta. After being released by Washington in 1998, he returned to Atlanta because his wife, Erika, had found a good job with Lucent Technologies. David then picked up a part-time job as a waiter at a Longhorn Steakhouse in Lawrenceville, GA, until signing with the Eagles on 1/11/99.

## BIRDSEED:

- During the offseason, Akers trains in Brazilian Jiu-Jitsu and Shaolin Kempo under the guidance of Allan Manganello at the Shaolin Kempo Jiu-Jitsu Academy in Louisville. Said Akers, "The martial arts influence is the part where you don't think about [the kick]. You've trained yourself so much to where you go and just do it. Same thing in a fight. You prepare for that one instance where someone is coming at you, and you're not trying to think."
- Akers on his abilities, "I have a weird, God-given talent to kick an oblong ball between two poles."
- His instructional video, "Consistent Place Kicking" can be ordered by calling 1-888-330-7529 ext. 11
- Played for the Berlin Thunder of the NFL Europe in 1999. He contracted salmonella poisoning late in the season and lost 30 pounds prior to his first training camp with the Eagles

## CAREER HIGHLIGHTS:

- Ranks 2nd on the NFL's all-time list with an 83.0 career field goal percentage behind the Colts Mike Vanderjagt (87.9%)



Akers (right) with Brazilian Jiu-Jitsu instructors Allan Manganello (left) and Pedro Sauer (center).





- Ranks 1st on the Eagles all-time list in field goals (112) and 2nd in points (494)
- In Eagles postseason history, ranks first in points (58), PATs (19) and FGs (13)
- Holds the club record for consecutive PATs made with 114 (2001-present)
- Owns three of the six longest FGs in Eagles history: 57 yds. vs. NE (9/14/03), 53 yds. at Mia. (10/24/99), & 52 yds. vs. Was. (10/5/03). The 57 ydr. is the longest FG ever in Philadelphia
- Has posted the top four consecutive field goal streaks in team history: 17 (10/22/01 - 12/30/01), 13 (11/10/03 - 12/15/03), 13 (1/2/00 - 10/22/00), and 12 (9/8/02 - 10/20/02)
- Became the first Eagle to post 4-straight 100-plus-point seasons
- Has a 95.1% (77-81) career success rate in field goals inside 40 yards
- Earned NFC Special Teams POW honors five times during his career: 11/30/03 at Car., 9/28/03 at Buf., 9/30/01 vs. Dal., 11/12/00 at Pit., and 10/15/00 at Arz. Against the Cardinals, faked a field goal and raced 15 yards for a first down on a 4th-and-4 to set up a TD. Became the Eagles all-time leader when he hit his 92nd career FG against the Bills
- Connected on the game-winning FG in OT (31 yds.) during the NFC Divisional playoff game vs. GB (1/11/03). Also nailed a 37-yd. FG with :05 remaining to send the game into OT
- Was 4-for-4 on FG attempts in consecutive games - vs. NO (11/23) & at Car. (11/30/03). It also marked

## GREEN AKERS

In the 2004 offseason, David purchased 38 acres of land in Simpsonville, KY, and fittingly named it "Green Akers." His new property is just 25 miles east of Louisville and sits adjacent to a farm belonging to the owners of famed racehorse, "Funny Cide." He is also just 10 minutes from the former home of the late Colonel Sanders.

"I want the house I build on this land to be the last one I ever build," said Akers. "I've already thought about installing an elevator now so that when we get to the point where climbing stairs becomes a trouble, we'll have no reason to move."

Although he is still in the development stages of his home, he has already built a 3-acre pond on the land and will stock it with catfish, blue gill, large mouth bass and grass carp. The land currently has two standing structures: a two-bedroom tenant house and a covered bridge.

Akers founded "Kicks For Kids" in the fall of 2001.

It's focus is to help at-risk children in the Greater Philadelphia and Delaware Valley area pursue their dreams. Akers sponsors a kicking camp and a golf tournament in Philadelphia benefitting Kicks For Kids. Corporate sponsors of Kicks for Kids include: Lincoln Financial Group, Acme Markets, Sovereign Bank, Mike's Famous Harley-Davidson, Tattersall Golf Club, US Airways, Seidel Printing, and Krispy Kreme. For more information log onto: [kicksforkids.com](http://kicksforkids.com)



the first back-to-back 4-FG games of his career

- Earned his second consecutive Pro Bowl selection in 2002. Ranked 2nd in the NFC in scoring among kickers (3rd overall) with a career-high and team record 133 points. His 30 FGs tied a career high and tied Paul McFadden's team record
- In 2002, earned All-NFL honors from the Associated Press, *The Sporting News*, *College and Pro Football Weekly*, and *Football Digest*. Also was an all-NFC selection by *Pro Football Weekly*
- Was a perfect 4-for-4 on second half FGs of 23, 36, 27, and 22 on a rain-soaked field at Chi. (11/4/02) fueling a 19-13 win
- Against the Cowboys (9/22/02) went 3-for-3 on FG attempts, 5-for-5 on PATs and took an option pitch from Koy Detmer on a fake field goal and raced 10 yds. for a first down
- Converted his 4th successful on-sides kick and the third first-quarter on-sides kick of his career at Ten. (9/8/02). TE Jeff Thomason recovered the "bunted" kick that glanced off of Titans LB Peter Sirmon
- Earned his first career Pro Bowl berth following the 2001 season in which he tied for 5th in the NFL in scoring with 115 points. Also earned first-team all-NFL honors from the AP, *Sports Illustrated*, and *The Sporting News*
- Nailed game-winning, 35-yd. FG with :07 remaining in week 16 of 2001 vs. NYG as the Eagles claimed their first NFC East Division title since 1988
- In the NFC Divisional playoff at Chi in 2001, Akers totaled 15 points (4FGs, 3 PATs), the 2nd highest total in NFL playoff history. He hit club record 46 yarders at Chi. and at STL in the NFC Championship
- Signed a seven-year contract extension on 8/21/01 that will keep him in an Eagles uniform through 2007





## CLUTCH FIELD GOALS

Akers game-tying or game-winning FGs with under 5:00 to play  
**2000**

**2 vs. Dal. (11/5)** ... made a game-tying 34-yd FG with 0:11 remaining in the 4th and added a 32 ydr. 7:55 into OT in 16-13 win

**2 at Pitt. (11/12)** ... tied the game with a 42 ydr. as time expired in the 4th and won it in OT with a 42 ydr. in OT in 26-23 win

*(Since 1990, it was the first time a kicker tied the game late in the 4th and won it in OT in 2 consecutive weeks)*

**1 at Was. (11/26)** ... made GW 30-yd. FG with 3:00 left in the 4th in 23-20 win

**2001**

**1 vs. NYG (12/30)** ... made GW 35-yd. FG with 0:07 left in the 4th in 24-21 win that clinched the NFC East Division title

**2003**

**2 vs. GB (1/11) NFC Divisional playoff game** ... made game-tying 37-yd. FG with :05 remaining and then connected on a 31 ydr. in overtime

- In his first full year as a NFL kicker in 2000, made his first 12 field goals of the season (13 dating back to 1999) to set a team record. He also ranked 5th in the NFL in points (121) to break the team record of 116 set by Paul McFadden in 1984. The total now ranks 2nd on the Eagles list to his own 2002 total (133)
- Selected as the Eagles special teams MVP and as the first alternate to the NFC Pro Bowl squad in 2000 (behind the Bucs Martin Gramatica)
- Nailed 3 game-winning field goals in November, 2000 to earn NFC Special Teams POM honors
- In the 2000 season opener at Dal. (9/3) executed an onside kick which set up the Eagles first score. Opened the 11/29/01 game at KC with another onside kick. Both were recovered by WR Dameane Douglas
- Earned a spot on the 53-man roster in 1999 and served as the club's kickoff and long field goal specialist as 18-year vet Norm Johnson handled the regular kicking duties. He replaced an injured Johnson (back) as the primary kicker vs. Ind. (11/21)
- Played in first NFL game as a Redskin on 9/20/98 vs. Sea. after Scott Blanton was waived

## PERSONAL:

- He and his wife, Erika, reside in Louisville, KY, with their son, Luke (4/8/02)
- Attended Tate Creek HS in Lexington, KY, where he was twice named first-team all-state as a kicker and once as a punter with a 40.7 avg. Attended Tate with Brian Littrell of the Backstreet Boys

- Owns a Harley-Davidson King Custom motorcycle, complete with his number and the the Eagles logo on the gas tank. Helped organize a charity ride with teammates, Hank Fraley and Jon Runyan, sponsored by Mike's Famous Harley-Davidson of New Castle, DE, in June of 2004
- Was selected as a "Hometown Hero" on Monday Night Football for his community involvement
- Was a finalist for the Bryon "Whizzer" White Award in 2003
- Serves as a spokesperson for the Autism Society of the Philadelphia/Delaware Valley area
- Akers and Donovan McNabb hosted the Lincoln Financial Fantasy Football Camp in 2004
- Annually hosts the "David Akers Kicks For Kids Celebrity Golf Classic." The event was held at Tattersall Golf Club in West Chester, PA, in 2004
- He and Erika co-chair the Philadelphia chapter of the Cystic Fibrosis "Evening Out With the Eagles"
- Received the "Humanitarian Award" from the Philadelphia Sports Fan Choice for his work in the community in 2003
- Named the Eagles 2002 Community Relations Special Teams MVP presented by the Eagles Fly for Leukemia
- Is a fan of NASCAR and spent time in the pits during the 2002 MBNA Platinum 400 race in Dover, DE, with the number 38 car and driver Elliott Sadler
- Visits various Philadelphia-area children's hospitals each week during the season
- Buys and delivers Thanksgiving baskets for needy families in Philadelphia as part of his "Kicks For Kids" charity.
- Hosts the "Extra Effort Luncheon" to honor those who have gone above and beyond to help the community. The 2003 recipient was Troy Vincent
- His high school teacher, Teri Harper of Tate Creek HS, was one of 10 finalists for the 2001 NFL Teacher of the Year award
- Proclaims to have been an avid trumpet player during his youth
- Full name: David Roy Akers

## COLLEGE:

Finished his four-year career at Louisville ranked 2nd on the school's all-time scoring list with 219 points, including a school-record 36 field goals. As a junior, kicked a career-long 51-yd. FG vs. Texas A&M.





## AKERS GAME-BY-GAME

### 1998 WASHINGTON REDSKINS

DATE	OPP.	W/L	Pts.	XP-XPA	FG-FGA	1-19	20-29	30-39	40-49	50+	KICK-BY-KICK
SEP 20	@ SEA		2	2-2	0-2	0-0	0-0	0-0	0-2	0-0	48N, 49N
TOTALS		0-1	2	2-2	0-2	0-0	0-0	0-0	0-2	0-0	

### 1999 PHILADELPHIA EAGLES

DATE	OPP.	W/L	Pts.	XP-XPA	FG-FGA	1-19	20-29	30-39	40-49	50+	KICK-BY-KICK
SEP 12	ARZ	L	0	0-0	0-0	0-0	0-0	0-0	0-0	0-0	
SEP 19	TB	L	0	0-0	0-0	0-0	0-0	0-0	0-0	0-0	
SEP 26	@ BUF	L	0	0-0	0-0	0-0	0-0	0-0	0-0	0-0	
OCT 3	@ NYG	L	0	0-0	0-0	0-0	0-0	0-0	0-0	0-0	
OCT 10	DAL	W	0	0-0	0-0	0-0	0-0	0-0	0-0	0-0	
OCT 17	@ CHI	W	0	0-0	0-0	0-0	0-0	0-0	0-0	0-0	
OCT 24	MIA	L	3	0-0	1-1	0-0	0-0	0-0	0-0	1-1	53
OCT 31	NYG	L	0	0-0	0-1	0-0	0-0	0-0	0-0	0-1	59N
NOV 7	@ CAR	L	0	0-0	0-0	0-0	0-0	0-0	0-0	0-0	
NOV 14	WAS	W	0	0-0	0-0	0-0	0-0	0-0	0-0	0-0	
NOV 21	IND	L	5	2-2	1-1	0-0	0-0	0-0	1-1	0-0	48
NOV 28	@ WAS	L	0	0-0	0-1	0-0	0-0	0-0	0-1	0-0	47N
DEC 5	@ ARZ	L	0	0-0	0-0	0-0	0-0	0-0	0-0	0-0	
DEC 12	@ DAL	L	0	0-0	0-0	0-0	0-0	0-0	0-0	0-0	
DEC 19	NE	W	0	0-0	0-1	0-0	0-0	0-0	0-0	0-1	51N
JAN 2	StL	W	3	0-0	1-1	0-0	0-0	0-0	1-1	0-0	46
TOTALS		5-11	11	2-2	3-6	0-0	0-0	0-0	2-3	1-3	LONG: 53

### 2000

DATE	OPP.	W/L	Pts.	XP-XPA	FG-FGA	1-19	20-29	30-39	40-49	50+	KICK-BY-KICK
SEP 3	@ DAL	W	11	5-5	2-2	0-0	0-0	2-2	0-0	0-0	33, 37
SEP 10	NYG	L	6	0-1	2-2	0-0	1-1	1-1	0-0	0-0	33, 29
SEP 17	@ GB	L	3	0-0	1-1	0-0	0-0	0-0	1-1	0-0	43
SEP 24	@ NO	W	3	3-3	0-0	0-0	0-0	0-0	0-0	0-0	
OCT 1	ATL	W	12	3-3	3-3	1-1	0-0	2-2	0-0	0-0	39, 38, 19
OCT 8	WAS	L	2	2-2	0-0	0-0	0-0	0-0	0-0	0-0	
OCT 15	@ ARZ	W	9	3-4	2-2	0-0	1-1	1-1	0-0	0-0	31, 29
OCT 22	CHI	W	7	1-1	2-2	0-0	1-1	0-0	0-0	1-1	51, 29
OCT 29	@ NYG	L	1	1-1	0-1	0-0	0-0	0-0	0-1	0-0	48N
NOV 5	DAL	W	10	1-1	3-4	0-0	0-0	3-3	0-1	0-0	40N, 34, 34, 32
NOV 12	@ PIT	W	14	2-2	4-5	0-0	1-1	0-1	3-3	0-0	26, 45, 38N, 42, 42
NOV 19	ARZ	W	10	4-4	2-2	0-0	0-0	1-1	1-1	0-0	38, 46
NOV 26	@ WAS	W	11	2-2	3-3	0-0	1-1	2-2	0-0	0-0	27, 33, 30
DEC 3	TEN	L	7	1-1	2-2	0-0	1-1	0-0	1-1	0-0	23, 40
DEC 10	@ CLE	W	5	5-5	0-0	0-0	0-0	0-0	0-0	0-0	
DEC 24	CIN	W	10	1-1	3-4	0-0	0-0	2-2	1-2	0-0	32, 45, 41N, 33
TOTALS		11-5	121	34-36	29-33	1-1	6-6	14-15	7-10	1-1	LONG: 51

### PLAYOFFS

DEC 31	TB	W	3	3-3	0-1	0-0	0-0	0-1	0-0	0-0	36N
JAN 7	@ NYG	L	4	1-1	1-2	0-0	1-1	0-1	0-0	0-0	28, 30N
TOTALS		1-1	7	4-4	1-3	0-0	1-1	0-2	0-0	0-0	LONG: 28

### 2001

DATE	OPP.	W/L	Pts.	XP-XPA	FG-FGA	1-19	20-29	30-39	40-49	50+	KICK-BY-KICK
SEP 9	StL	L	5	2-2	1-1	0-0	0-0	0-0	0-0	1-1	50
SEP 23	@ SEA	W	9	3-3	2-3	0-0	1-1	0-0	1-2	0-0	48, 49N, 21
SEP 30	DAL	W	10	4-5	2-2	1-1	0-0	0-0	1-1	0-0	40, 19
OCT 7	ARZ	L	8	2-2	2-2	0-0	1-1	0-0	1-1	0-0	42, 28
OCT 22	@ NYG	W	4	1-1	1-2	0-0	1-1	0-0	0-1	0-0	44N, 25
OCT 28	OAK	L	4	1-1	1-1	0-0	0-0	1-1	0-0	0-0	34
NOV 4	@ ARZ	W	3	3-3	0-0	0-0	0-0	0-0	0-0	0-0	
NOV 11	MIN	W	12	6-6	2-2	0-0	1-1	1-1	0-0	0-0	36, 21
NOV 18	@ DAL	W	18	3-3	5-5	0-0	3-3	1-1	1-1	0-0	26, 46, 26, 28, 30
NOV 25	WAS	L	3	0-0	1-1	0-0	0-0	0-0	1-1	0-0	49
NOV 29	@ KC	W	11	2-2	3-3	0-0	1-1	2-2	0-0	0-0	24, 33, 38
DEC 9	SD	W	6	3-3	1-1	0-0	0-0	1-1	0-0	0-0	37
DEC 16	@ WAS	W	8	2-2	2-2	0-0	0-0	0-0	1-1	1-1	40, 50
DEC 22	@ SF	L	3	0-0	1-1	0-0	1-1	0-0	0-0	0-0	20
DEC 30	NYG	W	6	3-3	1-2	0-0	0-0	1-1	0-1	0-0	43N, 35
JAN 6	@ TB	W	5	2-2	1-3	0-0	0-0	0-1	1-1	0-1	34N, 47, 50N
TOTALS		11-5	115	37-38	26-31	1-1	9-9	7-8	7-10	2-3	LONG: 50

### PLAYOFFS

JAN 12	TB	W	7	4-4	1-1	0-0	1-1	0-0	0-0	0-0	26
JAN 19	@ CHI	W	15	3-3	4-4	0-0	1-1	1-1	2-2	0-0	34, 23, 40, 46
JAN 27	@ StL	L	6	3-3	1-1	0-0	0-0	0-0	1-1	0-0	46
TOTALS		2-1	28	10-10	6-6	0-0	2-2	1-1	3-3	0-0	LONG: 46





## AKERS GAME-BY-GAME

2002 DATE	OPP.	W/L	Pts.	XP-XPA	FG-FGA	1-19	20-29	30-39	40-49	50+	KICK-BY-KICK
SEP 8	@ TEN	L	6	3-3	1-1	0-0	0-0	1-1	0-0	0-0	30
SEP 16	@ WAS	W	13	4-4	3-3	0-0	1-1	0-0	2-2	0-0	22, 40, 47
SEP 22	DAL	W	14	5-5	3-3	0-0	1-1	1-1	0-0	1-1	51, 20, 32
SEP 29	HOU	W	9	3-3	2-2	0-0	1-1	0-0	1-1	0-0	25, 41
OCT 6	@ JAX	L	5	2-2	1-1	0-0	0-0	1-1	0-0	0-0	31
OCT 20	TB	W	8	2-2	2-2	0-0	0-0	2-2	0-0	0-0	30, 36
OCT 28	NYG	W	9	0-0	3-4	0-0	1-1	2-2	0-0	0-1	50N, 27, 36, 35
NOV 3	@ CHI	W	13	1-1	4-4	0-0	3-3	1-1	0-0	0-0	23, 36, 27, 22
NOV 10	IND	L	7	1-1	2-2	0-0	1-1	1-1	0-0	0-0	34, 20
NOV 17	ARZ	W	8	5-5	1-1	0-0	0-0	1-1	0-0	0-0	34
NOV 25	@ SF	W	8	5-5	1-2	0-0	0-0	0-0	1-2	0-0	48N, 43
DEC 1	StL	W	4	1-1	1-1	0-0	0-0	1-1	0-0	0-0	31
DEC 8	@ SEA	W	9	3-3	2-3	0-0	0-0	1-2	1-1	0-0	33, 40, 39N
DEC 15	WAS	W	10	4-4	2-2	0-0	1-1	0-0	1-1	0-0	28, 45
DEC 21	@ DAL	W	9	3-3	2-2	0-0	0-0	2-2	0-0	0-0	32, 39
DEC 28	@ NYG	L	1	1-1	0-1	0-0	0-0	0-1	0-0	0-0	35N
TOTALS			133	43-43	30-34	0-0	9-9	14-16	6-7	1-2	LONG: 51
<b>PLAYOFFS</b>											
JAN 11	ATL	W	8	2-2	2-3	0-0	0-0	2-2	0-0	0-1	34, 39, 51N
JAN 19	TB	L	4	1-1	1-1	0-0	0-0	1-1	0-0	0-0	30
TOTALS			12	3-3	3-4	0-0	0-0	3-3	0-0	0-1	LONG: 39

2003 DATE	OPP.	W/L	Pts.	XP-XPA	FG-FGA	1-19	20-29	30-39	40-49	50+	KICK-BY-KICK
SEP 8	TB	L	0	0-0	0-0	0-0	0-0	0-0	0-0	0-0	
SEP 14	NE	L	4	1-1	1-1	0-0	0-0	0-0	0-0	1-1	57
SEP 28	@ BUF	W	11	2-2	3-3	0-0	2-2	1-1	0-0	0-0	26, 34, 22
OCT 5	WAS	W	9	3-3	2-2	0-0	0-0	1-1	0-0	1-1	52, 36
OCT 12	@ DAL	L	3	3-3	0-0	0-0	0-0	0-0	0-0	0-0	
OCT 19	@ NYG	W	2	2-2	0-0	0-0	0-0	0-0	0-0	0-0	
OCT 26	NYJ	W	6	3-3	1-2	0-0	0-0	1-1	0-0	0-1	55N, 30
NOV 2	@ ATL	W	11	2-2	3-4	0-0	2-2	0-0	1-2	0-0	21, 25, 41B, 40
NOV 10	@ GB	W	5	2-2	1-2	0-0	1-1	0-0	0-1	0-0	47N, 21
NOV 16	NYG	W	4	4-4	0-0	0-0	0-0	0-0	0-0	0-0	
NOV 23	NO	W	15	3-3	4-4	0-0	0-0	2-2	2-2	0-0	36, 41, 42, 33
NOV 30	@ CAR	W	13	1-1	4-4	0-0	1-1	2-2	1-1	0-0	35, 48, 38, 29
DEC 7	DAL	W	10	4-4	2-2	0-0	2-2	0-0	0-0	0-0	22, 21
DEC 15	@ MIA	W	10	4-4	2-2	0-0	0-0	0-0	2-2	0-0	46, 42
DEC 21	SF	L	4	4-4	0-2	0-0	0-0	0-0	0-2	0-0	42N, 47N
DEC 27	@ WAS	W	7	4-4	1-1	0-0	1-1	0-0	0-0	0-0	26
TOTALS			114	42-42	24-29	0-0	9-9	7-7	6-10	2-3	LONG: 57
<b>PLAYOFFS</b>											
JAN 11	GB	W	8	2-2	2-3	0-0	0-0	2-3	0-0	0-0	33, 37, 31
JAN 18	CAR	L	3	0-0	1-1	0-0	0-0	0-0	1-1	0-0	41
TOTALS			11	2-2	3-4	0-0	0-0	2-3	1-1	0-0	LONG: 41

### NFL'S ALL-TIME FIELD GOAL ACCURACY LEADERS

Player (Team)	FG%	FG	FGA
Mike Vanderjagt (Ind.)	87.9	174	198
David Akers (Phi.)	83.0	112	135
Olindo Mare (Mia.)	82.4	182	221
Ryan Longwell (GB)	82.0	182	222
Matt Stover (Bal.)	82.1	321	391

### NFL'S TOP SCORERS 2000-2003

Name (Team)	TDs	FGs	PATs	2pt	Total
Mike Vanderjagt (Ind.)	-	113	167	-	506
David Akers (Phi.)	-	109	156	-	483
Ryan Longwell (GB)	-	104	171	-	483
Matt Stover (Bal.)	-	119	123	-	480
Jeff Wilkins (StL)	-	98	179	-	473





## DAVID AKERS' CAREER STATISTICS

YEAR	TEAM	GP	XP-XPA	SCORING				FIELD GOALS						BK
				FG-FGA	LG	FG%	PTS	1-19	20-29	30-39	40-49	50+		
1998	WASH.	1	2-2	0-2	NA	0.0	2	0-0	0-0	0-0	0-2	0-0	0	
1999	PHIL.	16	2-2	3-6	53	50.0	11	0-0	0-0	0-0	2-3	1-3	0	
2000	PHIL.	16	34-36	29-33	51	87.9	121	1-1	6-6	14-15	7-10	1-1	0	
2001	PHIL.	16	37-38	26-31	50	83.9	115	1-1	9-9	7-8	7-10	2-3	0	
2002	PHIL.	16	43-43	30-34	51	88.2	133	0-0	9-9	14-16	6-7	1-2	0	
2003	PHIL.	16	42-42	24-29	57	82.8	114	0-0	9-9	7-7	6-10	2-3	1	
TOTALS		81	160-163	112-135	57	82.9	496	2-2	33-33	42-46	28-42	7-12	1	
PLAYOFFS														
2000	PHIL.	2	4-4	1-3	28	33.3	7	0-0	1-1	0-2	0-0	0-0	0	
2001	PHIL.	3	10-10	6-6	46	100.0	28	0-0	2-2	1-1	3-3	0-0	0	
2002	PHIL.	2	3-3	3-4	39	75.0	12	0-0	0-0	3-3	0-0	0-1	0	
2003	PHIL.	2	2-2	3-4	41	75.0	11	0-0	0-0	2-3	1-1	0-0	0	
TOTALS		9	19-19	13-17	46	76.5	58	0-0	3-3	6-9	4-4	0-1	0	

### ADDITIONAL CAREER STATS

**RUSHING:** 1-10 vs. Dal. 9/22/02, 1-15 at Arz. 10/15/00, **TOTAL:** (2-25)

**SPECIAL TEAMS TACKLES:** 2003 (6), 2002 (7), 2001 (6), 2000 (3), 1999 (3), **TOTAL:** (25)

**CAREER HIGHS:** **FIELD GOALS** - Made 5 at Dal. 11/18/01, **Atts.** 5 (2 times) last at Dal. 11/18/01, **Long** 57 vs. NE 9/14/03, **Long Att.** 59 vs. NYG 10/31/99, **PATs** - Made 6 vs. Min. 11/11/01, **Atts.** 6 vs. Min. 11/11/01, **POINTS** - 18 at Dal. 11/18/01

**MILESTONES:** First NFL FG: at Mia. (53 yds.) 10/24/99, **Longest FG in Eagles playoff history:** (46 yds.) at Chi. 1/19/02 and at StL 1/27/02, **Longest FG in Philadelphia:** 57 yds. vs. NE 9/14/03, **100th field goal:** vs. NO 11/23/03 (36 yarder).

## EAGLES NFL/NFC MOST VALUABLE PLAYERS

**1960** QB Norm Van Brocklin (NFL)  
United Press International,  
Associated Press, Newspaper  
Enterprise Association, The  
Sporting News, and Maxwell Club

**1965** TE Pete Retzlaff (NFL)  
Maxwell Club

**1980** QB Ron Jaworski (NFL)  
Maxwell Club

**1987** DE Reggie White (NFL Defensive)  
Associated Press, Newspaper  
Enterprise Association, and Pro  
Football Weekly  
(NFC Defensive) United Press Int'l

**1988** QB Randall  
Cunningham (NFL)  
Maxwell Club

**1990** QB Randall Cunningham (NFL)  
Professional Football Writers  
Association and Maxwell Club  
(NFL Offensive) Pro Football  
Weekly  
(NFC Offensive) United Press Int'l

**1991** DE Reggie White (NFL Defensive)  
Pro Football Weekly  
(NFC Defensive) United Press Int'l

**1993** CB Eric Allen (NFC Defensive)  
United Press International







- His long snapping skills were featured by Philadelphia's NBC affiliate in 2002 and in 2003, as he toured the city testing his accuracy. Along the way, launched footballs at street signs from 20 yards away, into 12-inch wide mail box slots, into a Burger King drive thru window, into a moving news vehicle and into a basketball hoop from mid-court during one of Villanova's basketball practices

## CAREER HIGHLIGHTS:

- Known as one of the league's best long snappers, has played in 128 regular season games and 14 postseason contests with the Eagles, Chiefs, Packers, and Patriots, while logging 59 career special teams tackles
- In his 10 NFL seasons, his teams have made the playoffs nine times
- In 2002, was named the league's best long snapper in a vote of NFL special teams coaches for *NFL Insider* magazine.
- Named to *USA Today's* All-Joe Team and *USA Today Sports Weekly's* all-NFL squad in 2002
- His first three career receptions were all TDs. His first two were both 1-yd. TDs from Drew Bledsoe against the Ravens (10/9/99 and 1/2/99). His third was a 4 yarder from Donovan McNabb vs. Min. (11/11/01)
- After spending the 1993 season with KC, was released by the Chiefs on 8/23/94 and spent the remainder of the season out of football. Was signed by GB on 1/20/95. After spending 1995 with the Packers, was traded to New England along with DE Walter Scott on 8/25/96 for past considerations

**Position:** Tight End/Long Snapper

**Height, Weight:** 6-4, 245

**Born:** 6/23/70 in Gallipolis, OH

**College:** Marshall

**High School:** Meigs, Pomeroy, OH

**NFL Experience:** 11th (5th as an Eagle)

**Acquired by Eagles:** UFA (NE) 2000

**Originally joined NFL:** Signed as rookie free agent by Kansas City in 1993

His head coach calls him "the best in the business." The special teams coordinator refers to him as "irreplaceable." But the player is just amazed he can make a career out of his unusual skill. "It's crazy. [10 years] just snapping the ball between my legs." The humble but valuable Mike Bartrum continues to perfect his role in Philadelphia as the club's long snapper and reserve tight end, after signing a five-year contract on 2/14/03. In his 10 NFL seasons, his teams have made the playoffs 9 times. A rookie free agent signee of Kansas City in 1993, Bartrum enters his 5th season in Philadelphia after originally signing with the Eagles on 4/17/00.

## BIRDSEED:

- Earned a degree in elementary and special education at Marshall and taught 4th and 5th grade special education classes at Louisburg (KS) Elementary School in the offseason from 1995-99. Also taught at Louisburg HS in the fall of '95 after being placed on IR by Green Bay

## HOME ON THE RANGE

A self-proclaimed "country boy," Bartrum and his family reside on their farm in his hometown of Pomeroy, OH. The Bartrum's country farmhouse, complete with a beautiful wrap-around porch reminiscent of the Waltons', lies on 119 acres of land. A 30-acre pasture, a 30-acre hayfield and almost 60 acres of hunting land comprise the property.

"When my kids are old enough to participate in 4H, we'll stock the farm with sheep and steer," said Bartrum. "My wife, Jennifer, was in 4H when she was younger and it's a great way to teach the kids about responsibility and hard work."

Bartrum even uses his land to train during the off-season. "I love to run the hills. I get out there with my sons, Cody and Zach. When I get hot and take my shirt off, they get a kick out of it and do it too."





- While with the Packers in 1995, was tutored by then tight ends coach Andy Reid. The following season appeared in Super Bowl XXXI vs. the Packers as a member of the Patriots

## PERSONAL:

- Mike and his wife, Jennifer, have three sons, Cody (8/25/98), Zachary (6/14/00) and Tyler (10/14/03), and reside in Pomeroy, OH
- Attended Meigs HS in Pomeroy, OH, where he lettered in football, baseball, and basketball. Passed for 1,900 yards and 24 TDs as a quarterback during his junior and senior seasons
- Created Halloween decorations with patients from Temple University Children's Hospital in 2002
- Visited Children's Hospital of Philadelphia in September of 2002 and worked with patients to create patriotic decorations
- Lists NBA Hall of Famer Julius "Dr. J." Erving as the person he idolized growing up
- Full name: Michael Weldon Bartrum

## ONE OF THE GOOD GUYS

Established the Mike Bartrum Foundation which generates money to benefit the athletic department of his alma mater, Meigs HS, in Pomeroy, OH, and the local Boy's and Girl's Club.

"When I was in high school there was one universal machine on the stage in the auditorium for students to workout with," said Bartrum. "Now there's an entire weight room. That's not too common in these parts."

Every June, Bartrum teams with fellow Marshall alum and current New England Patriot, Troy Brown, to host the Bartrum-Brown Football Camp. The weekend-long event, held at Spring Valley HS in Huntington, WV, consists of a golf tournament and a football clinic for area kids. This past June, the Jets Chad Pennington, the Jaguars Byron Leftwich and a number of other Marshall alumni, participated in the event. Bartrum and Brown also teamed up for a flag football event this past May, which benefited both of their foundations.

Bartrum's next charitable endeavor is founding "New Horizon's Childhood Enrichment," a day care center for families with children between the ages of three and five in the Pomeroy area. The center is being developed in cooperation with God's NET, a religious ministry that provides facilities, volunteers and role models for the underprivileged.

## MIKE BARTRUM'S CAREER STATISTICS

YEAR	TEAM	GP/GS	REC.	YARDS	AVG.	LG	TD
1993	KC	3/0	0	0	0.0	0	0
1994	OUT OF FOOTBALL						
1995	GB	4/0	0	0	0.0	0	0
1996	NE	16/0	1	1	1.0	1T	1
1997	NE	9/0	0	0	0.0	0	0
1998	NE	16/0	0	0	0.0	0	0
1999	NE	16/0	1	1	1.0	1T	1
2000	PHIL.	16/0	0	0	0.0	0	0
2001	PHIL.	16/0	1	4	4.0	4T	1
2002	PHIL.	16/0	1	8	8.0	8	0
2003	PHIL.	16/0	0	0	0.0	0	0
<b>TOTALS</b>		<b>128/0</b>	<b>4</b>	<b>14</b>	<b>3.5</b>	<b>8</b>	<b>3</b>

## PLAYOFFS

1993	KC	1/0	0	0	0.0	0	0
1995	GB	INJURED RESERVE					
1996	NE	3/0	0	0	0.0	0	0
1997	NE	INJURED RESERVE					
1998	NE	1/0	0	0	0.0	0	0
2000	PHIL.	2/0	0	0	0.0	0	0
2001	PHIL.	3/0	0	0	0.0	0	0
2002	PHIL.	2/0	0	0	0.0	0	0
2003	PHIL.	2/0	0	0	0.0	0	0
<b>TOTALS</b>		<b>14/0</b>	<b>0</b>	<b>0</b>	<b>0.0</b>	<b>0</b>	<b>0</b>

## ADDITIONAL CAREER STATISTICS

**SPECIAL TEAMS TACKLES:** 1995 (1), 1996 (6), 1997 (3), 1998 (10), 1999 (6), 2000 (10), 2001 (12), 2002 (4), 2003 (7), **TOTAL:** (59)

**PLAYOFF SPECIAL TEAMS TACKLES:** 1996 (4), 2000 (2), **TOTAL** (6)

**MILESTONES:** First game: vs. GB 11/8/93, First reception/TD: at Bal. 10/6/96 (QB Drew Bledsoe), 100th game: vs. Hou. 9/29/02.

## COLLEGE:

Was a two-year starter and three-year letterman (1989, 1991-92) at Marshall. Totalled 109 career receptions for 1,187 yards (10.9 avg.) and 10 TDs. Earned consensus All-Southern Conference honors as a senior when he caught 62 passes for 680 yards and 9 TDs, guiding Marshall to a Division I-AA national title. Missed the entire 1990 season with a knee injury suffered in spring practice. Redshirted as a freshman in 1988. Lettered in baseball as a relief pitcher in 1991.







**Position:** Quarterback

**Height, Weight:** 6-1, 223

**Born:** 12/4/70 in Daytona Beach, FL

**College:** East Carolina

**High School:** Seminole, Sanford, FL

**NFL Experience:** 13th (1st as an Eagle)

**Acquired by Eagles:** FA [Arz] - 2004

**Originally joined NFL:** 06b-92 (166th selection overall) by New York Jets

The Eagles added veteran depth to their quarterback position on 5/28/04 when they signed Jeff Blake to a one-year contract. Blake is in his 13th NFL season after playing for the New York Jets, Cincinnati Bengals, New Orleans Saints, Baltimore Ravens and Arizona Cardinals. Originally selected by the Jets in the 6th round of the 1992 draft from East Carolina, Blake has started 100 NFL games, throwing for 21,530 yards and 132 touchdowns. His most productive season came with the Bengals in 1995, when he threw for 3,822 yards and 28 TDs and earned a spot on the AFC Pro Bowl Squad. He started the first 13 games of the 2003 season for Arizona.



#### **BIRDSEED:**

- Organized "Athletes Make it Happen," a foundation that will provide scholarships to deserving kids in his hometown of Orlando, FL. The foundation will utilize an extensive networking and mentoring program designed to bring together many current and

former professional athletes in the Orlando area. "There are over 150 current and former NFL players in Orlando," said Blake. "Combined with the many pro golfers, baseball players and NBA guys, there is a great resource down there that we can use to make a positive impact in the community."

- Upon signing with the Eagles, Blake told reporters how excited his son, Trey, was that his father would now be an Eagle: "He's always been an Eagles fan. He plays as the Eagles all the time on PlayStation. I don't know why, maybe it's the colors or whatever. I do know he's been excited ever since I signed."

#### **CAREER HIGHLIGHTS:**

- Started the first 13 games for Arizona in 2003 after signing with the Cardinals on 3/12/03.
- Surpassed the 20,000-yard career passing mark at STL (9/28/03)
- Started the final 10 games for Baltimore in 2002 after replacing the injured Chris Redman
- Played in his 100th career game vs. Cle. (12/22/02)
- Signed as an unrestricted free agent by the Ravens on 4/24/02 after being waived by the Saints on 3/1/02
- Served as the Saints #2 QB in 2001 behind Aaron Brooks
- Signed by New Orleans as an unrestricted free agent on 2/11/00 and started the first 10 games (7 wins) for the Saints before suffering a fractured and dislocated foot
- Before the injury, posted the best passer rating of his career (82.7) as his completion pct. (60.9) ranked 5th in NFC/9th in NFL
- Posted a career-high 33 completions on 46 attempts for 259 yards and 3 TDs in a 28-27 comeback win at SD (9/10/00). On the game-winning drive, completed 8-of-9 passes for 61 yds., capped by an 8-yd. scoring toss to Joe Horn
- Earned NFC offensive POW honors following a 31-15 win over SF (11/5/00) as he connected on 21 of 27 pass attempts and 3 TDs
- In 1999, started 12 games for the Bengals and led them to a 3-game win streak in weeks 12-14 with a 109.9 passer rating
- Earned AFC offensive POW honors vs. SF (12/5/99) as he completed 21 of 30 passes for 334 yds. and 4 TDs in a 44-30 victory
- Saw limited action in 1998 behind Neil O'Donnell
- Started the first 11 games of 1997 before yielding to Boomer Esiason for the final 5 outings





- With three 4th-quarter TD drives, erased a 21-3 deficit for a 24-21 comeback win vs. Arz. (8/31/97). Connected with Carl Pickens on a game-winning, 6-yd. scoring play with :38 remaining
- During the Bengals 4-1 run to finish the 1996 season, completed 105 of 172 passes (61%) for 1,376 yds. (275.2 yds.-per-game) with 13 TD passes and just 1 INT, for a 109.1 passer rating in that span
- Earned AFC offensive POW honors vs. Bal. (12/8/96) as he completed 26 of 42 attempts for 272 yards and 2 TDs in a 21-14 victory. Directed the game-winning drive in the 4th qtr. with an 11-play, 68-yd. march capped with a 1-yd. TD pass to Tony McGee
- Overcame a 21-3 deficit at Bal. (11/3/96) to post a 24-21 victory in the largest road comeback in Bengals history
- Selected to the Pro Bowl in 1995 and started after Dan Marino did not make the trip to Hawaii due to an injury. Connected with Steelers WR Yancy Thigpen for a Pro Bowl-record 93-yd. TD pass
- Started all 16 games for the Bengals in 1995 and set a club record with 567 attempts while completing a career-high 326 passes for 3,822 yds. with an AFC-leading 28 TD passes and 17 INTs.
- Set a Bengals record with 21 consecutive games with a touchdown pass (final 7 games of 1994 and the first 14 of 1995)
- Led the Bengals to the biggest comeback in team history vs. Min. (12/24/95), rallying the team from a 24-3 deficit for a 27-24 victory
- Connected with Carl Pickens on a 5-yard scoring pass with :17 left in a 17-13 win at Jax. (11/26/95)
- Posted a career-best completion percentage (81.8) at Pit. (10/19/95)
- Threw an 88-yard scoring strike to Darnay Scott at Sea. (9/17/95)
- Led the Bengals back from a 27-10 deficit vs. Phi. (12/24/94) for a 33-30 victory. Completed 17 of 42 passes for 239 yds. including a 4th qtr. that consisted of 2 TD passes and a 16-yd. run on 4th-n-16 situation to fuel a scoring drive
- Earned AFC offensive POW honors for November of 1994 as he ended the month as the highest-rated passer in the conference (90.7)

- Passed for 354 yds. and 4 TDs vs. Hou. (11/13/94) marking the first time a Bengal QB threw 4 TD passes in a game since Boomer Esiason in 1989. His two-game yardage total of 741 yds. vs. Sea. and Hou. set a team record for consecutive games
- Named AFC offensive POW at Sea. (11/6/94) as he directed the offense with 382 yards passing
- In his Bengals' starting debut, connected on 14 of 32 attempts for 247 yds. and 2 TDs vs. Dal. (10/30/94)
- After being deactivated for all 16 games in 1993 (behind the Jets Boomer Esiason and Browning Nagle), was claimed off waivers by Cincinnati on 8/29/94. After injuries to both David Klinger and Donald Hollas, ended up starting the final 9 games and led the NFL with 8 completions of over 50 yards.
- Played in 3 games as a rookie with the Jets in 1992, making his pro debut vs. KC (11/29)

## PERSONAL:

- He and his wife, Lewanna, reside in Austin, TX, with their two sons, Emory and Trey, and daughter, Torre
- Starred at Seminole HS in Sanford, FL, where his father, Emory, was his coach. Emory played in the Canadian Football League for the Toronto Argonauts
- His godfather is former Montreal Expos outfielder Tim Lincecum

## COLLEGE:

Broke or tied 32 school records while at East Carolina as he passed for 5,133 yards with 43 TDs and just 20 INTs. As a senior in 1991, led the Pirates to an 11-1 mark and the school's highest-ever national ranking (9th), while finishing 9th in the Heisman Trophy voting.

## INJURY HISTORY:

Suffered a dislocated and fractured right foot at Oak. (11/11/00), underwent surgery two days later and was placed on the Injured Reserve list. Suffered bone chip in his right wrist at Pit. (12/20/98) and was later placed on the Injured Reserve list (12/24/98). Was shaken up on sack in the first series of 3rd qtr. and did not return at Ind. (11/19/97). Missed the final two series vs. Jax. (10/27/96) with abdominal and back bruises.





## BLAKE GAME-BY-GAME

THE FOLLOWING STATISTICS REFLECT ONLY GAMES THAT BLAKE PLAYED ON OFFENSE.

1992 NEW YORK JETS			PASSING										RUSHING				
DATE	OPP.	W/L	GP/GS	ATT.	CMP.	PCT.	YDS.	TD	INT	LG	SACK/YDS	RAT.	ATT.	YDS.	AVG.	LG	TD
Nov 29	KC	L	1/0	3	3	100.0	37	0	0	19	1/7	118.1	0	0	0.0	0	0
Dec 6 @	Buf	W	1/0	0	0	0.0	0	0	0	0	0/0	0.0	1	-3	-3.0	-3	0
Dec 26	NO	L	1/0	6	1	16.7	3	0	1	3	1/0	0.0	1	1	1.0	1	0
TOTALS			3/0	9	4	44.4	40	0	1	19	2/7	18.1	2	-2	-1.0	1	0

1993

WAS INACTIVE FOR ALL 16 REGULAR SEASON GAMES

1994 CINCINNATI BENGALS				PASSING										RUSHING				
DATE	OPP	W/L	GP/GS	ATT	CMP	PCT	Yds	TD	INT	LG	SACK/Yds	RAT	ATT	Yds	Avg	LG	TD	
Oct 23 @	CLE	L	1/0	2	0	0.0	0	0	0	0/0		39.6	0	0	0.0	0	0	
Oct 30	DAL	L	1/1	32	14	43.8	247	2	0	67	1/4	91.5	3	9	3.0	8	0	
Nov 6 @	SEA	W	1/1	43	31	72.1	387	0	1	76	2/10	90.0	5	23	4.6	13	0	
Nov 13	HOU	W	1/1	33	23	69.7	354	4	0	50	1/6	131.8	4	0	0.0	14	0	
Nov 20	IND	L	1/1	37	21	56.8	207	1	1	23	1/10	70.4	4	27	6.7	16	0	
Nov 27 @	DEN	L	1/1	33	15	45.5	215	1	1	70	3/20	64.6	4	37	9.2	16	0	
Dec 4	PIT	L	1/1	19	8	42.1	156	1	2	56	5/37	49.3	3	23	7.6	16	1	
Dec 11 @	NYG	L	1/1	37	17	45.9	200	2	0	27	1/3	80.9	6	30	5.0	12	0	
Dec 18	@ ARZ	L	1/1	28	10	35.7	149	1	1	54	4/24	51.0	2	1	0.5	1	0	
Dec 24	PHI	W	1/1	42	17	40.5	239	2	3	51	1/6	45.6	6	54	9.0	16	0	
TOTALS			10/9	306	156	51.9	2154	14	9	76	19/120	76.9	37	204	5.5	16	1	

1995		PASSING											RUSHING				
DATE	OPP	W/L	GP/GS	ATT	CMP	PCT	Yds	TD	INT	LG	Sack/Yds	RAT	ATT	Yds	AVG	LG	TD
Sep 3	@ IND	W	1/1	33	19	57.6	249	1	0	41	0/0	91.6	1	14	14.0	14	0
Sep 10	JAX	W	1/1	30	20	66.7	247	2	0	68	3/19	114.2	3	8	2.6	6	0
Sep 17	@ SEA	L	1/1	42	22	52.4	286	2	1	88	1/0	80.1	5	56	11.2	20	0
Sep 24	HOU	L	1/1	46	24	52.2	356	3	0	56	1/9	99.6	1	7	7.0	7	0
Oct 1	MIA	L	1/1	34	18	52.9	201	3	0	44	1/3	100.2	1	5	5.0	5	0
Oct 8	@ TB	L	1/1	31	16	51.6	210	1	3	37	1/6	44.5	2	16	8.0	17	0
Oct 19	@ PIT	W	1/1	22	18	81.8	275	3	0	47	0/0	158.3	4	32	8.0	19	0
Oct 29	CLE	L	1/1	35	20	57.1	249	2	2	32	4/2	74.6	1	5	5.0	5	0
Nov 5	OAK	L	1/1	31	16	51.6	159	1	2	22	4/38	50.3	4	31	7.8	19	0
Nov 12	@ HOU	W	1/1	34	21	61.8	220	2	1	30	0/0	87.9	7	49	7.0	30	0
Nov 19	PIT	L	1/1	28	19	67.9	217	3	0	26	3/24	126.6	7	15	2.1	7	1
Nov 26	@ JAX	W	1/1	39	19	48.7	210	1	3	34	0/0	41.6	7	46	6.5	14	1
Dec 3	@ GB	L	1/1	35	19	54.3	202	1	2	54	3/16	57.1	2	9	4.5	6	0
Dec 10	CHI	W	1/1	41	30	73.2	253	1	0	38	1/7	96.9	3	4	1.3	3	0
Dec 17	@ CLE	L	1/1	46	22	47.8	257	0	1	47	2/10	36.2	4	14	3.5	8	0
Dec 24	MIN	W	1/1	40	23	57.5	231	2	2	35	0/0	69.9	0	0	0.0	0	0
TOTALS			16/16	567	326	57.5	3822	28	17	88	24/152	82.1	52	311	6.0	30	2

1996		PASSING										RUSHING					
DATE	OPP	W/L	GP/GS	ATT	CMP	PCT	YDS	TD	INT	LG	SACK/YDS	RAT	ATT	YDS	AVG	LG	TD
SEP 1	@ STL	L	1/1	40	23	57.5	226	1	2	46	3/21	61.1	2	4	2.0	4	0
SEP 8	SD	L	1/1	33	14	42.4	163	1	1	27	0/0	55.5	3	8	2.7	10	0
SEP 15	NO	W	1/1	39	22	56.4	225	1	0	24	2/7	81.7	4	3	0.8	2	0
SEP 29	DEN	L	1/1	29	15	51.7	166	0	1	20	4/19	54.7	6	21	3.5	11	1
OCT 6	HOU	L	1/1	37	18	48.6	170	1	0	25	4/18	70.8	7	35	5.0	11	0
OCT 13	PIT	L	1/1	30	23	76.7	229	1	1	19	10/71	95.0	4	14	3.5	7	0
OCT 20	@ SF	L	1/1	34	15	44.1	200	3	1	50	1/4	80.5	2	7	3.5	5	0
OCT 27	JAX	W	1/1	30	19	63.3	244	2	0	46	5/42	111.0	4	14	3.5	10	0
NOV 3	@ BAL	W	1/1	39	22	56.4	255	0	1	38	1/2	65.7	7	49	7.0	17	1
NOV 10	PIT	W	1/1	39	24	61.5	275	1	3	40	2/15	59.2	5	3	0.6	7	0
NOV 17	@ BUF	L	1/1	22	8	36.4	95	0	1	34	5/35	37.4	3	12	4.0	13	0
NOV 24	ATL	W	1/1	36	21	58.3	349	4	0	61	1/7	128.1	5	13	2.6	11	0
DEC 1	@ JAX	L	1/1	39	23	58.9	313	3	2	48	0/0	88.9	6	50	8.3	16	0
DEC 8	BAL	W	1/1	42	26	61.9	272	2	0	27	2/5	96.5	7	34	4.9	14	0
DEC 15	@ HOU	W	1/1	23	13	56.5	158	1	0	27	4/32	92.3	3	19	6.3	15	0
DEC 22	IND	W	1/1	37	22	59.5	284	3	1	52	0/0	99.4	4	31	7.8	18	0
TOTALS			16/16	549	308	56.1	3624	24	14	61	44/278	80.3	72	317	4.4	18	2





## BLAKE GAME-BY-GAME

1997	PASSING													RUSHING				
DATE	OPP	W/L	GP/GS	ATT	CMP	PCT	YDS	TD	INT	LG	SACK/YDS	RAT	ATT	YDS	AVG	LG	TD	
Aug 31	@ ARZ	W	1/1	35	24	68.6	252	1	1	35	4/22	86.8	4	6	1.5	5	0	
Sep 7	@ BAL	L	1/1	45	25	55.6	317	1	2	36	5/34	66.6	3	34	11.3	14	0	
Sep 21	@ DEN	L	1/1	30	20	66.7	220	1	0	48	4/26	99.3	4	29	7.3	11	0	
Sep 28	@ NYJ	L	1/1	21	10	47.6	166	2	1	50†	2/17	86.6	4	18	4.5	12	0	
Oct 5	@ JAX	L	1/1	27	16	59.3	232	0	0	37	5/32	87.3	11	75	6.8	10	1	
Oct 12	@ TEN	L	1/1	28	14	50.0	130	0	0	19	5/32	63.1	3	9	3.0	8	0	
Oct 19	@ PIT	L	1/1	29	15	51.7	178	0	2	48	2/13	39.2	0	0	0.0	0	0	
Oct 26	@ NYG	L	1/1	34	17	50.0	237	1	1	39†	2/12	70.3	2	8	4.0	4†	1	
Nov 2	@ SD	W	1/1	32	19	59.4	172	1	0	17†	3/10	84.4	7	21	3.0	13†	1	
Nov 9	@ IND	W	1/1	15	9	60.0	63	1	0	15†	3/16	91.8	2	22	11.0	16	0	
Nov 16	@ PIT	L	1/1	21	15	71.4	158	0	0	23	4/30	93.0	5	12	2.4	7	0	
TOTALS			11/11	317	184	58.0	2125	8	7	50†	39/244	77.6	45	234	5.2	16	3	

1998		PASSING													RUSHING				
DATE	OPP	W/L	GP/GS	ATT	CMP	PCT	YDS	TD	INT	LG	SACK/YDS	RAT	ATT	YDS	Avg	LG	TD		
SEP 20	GB	L	1/0	0	0	0.0	0	0	0	0	0/0	0.0	1	0	0.0	0	0		
SEP 27	BAL	L	1/0	6	3	50.0	89	1	0	67†	1/8	135.4	1	9	9.0	9	0		
OCT 18	TEN	L	1/0	3	2	66.7	10	0	0	6	1/2	71.5	1	5	5.0	5	0		
OCT 25	OAK	L	1/0	4	1	25.0	11	0	1	11	2/2	0.0	1	2	2.0	2	0		
NOV 15	MIN	L	1/0	10	6	60.0	36	0	1	11	1/5	27.5	2	9	4.5	8	0		
DEC 6	BUF	L	1/0	5	3	60.0	46	0	0	32	3/13	90.4	1	5	5.0	5	0		
DEC 13	IND	L	1/1	29	16	55.2	180	1	0	47	3/19	85.4	2	24	12.0	13	0		
DEC 20	PIT	W	1/1	36	20	55.6	367	1	1	61†	4/20	88.5	6	49	8.2	18	0		
WAS PLACED ON IR 12/24 WITH BONE CHIP IN RIGHT WRIST																			
TOTALS			8/2	93	51	54.8	739	3	3	61†	15/79	78.2	15	103	6.9	18	0		

		WAS PLACED ON I.L. 12/24 WITH BONE CHIP IN RIGHT WRIST																	
TOTALS	8/2			93	51	54.8	739	3	3	61†	15/79	78.2	15	103	6.9	18	0		
1999				PASSING										RUSHING					
DATE	OPP	W/L	GP/GS	ATT	CMP	PCT	YDS	TD	INT	LG	SACK/YDS	RAT	ATT	YDS	AVG	LG	TD		
SEP 12	@ TEN	L	1/1	31	18	58.1	182	2	2		1/0	69.6	11	90	8.1	16	0		
SEP 19	@ SD	L	1/1	16	7	43.8	68	1	0	1/18		77.1	3	6	2.0	5	0		
SEP 26	@ CAR	L	1/1	43	24	55.8	251	0	1	3/8		63.2	4	9	2.2	4	0		
OCT 3	@ STL	L	1/1	23	12	52.2	114	0	0		3/26	66.2	2	14	7.0	10	0		
OCT 24	@ IND	L	1/0	7	5	71.4	52	1	0	0/0		132.1	1	12	12.0	12	0		
OCT 31	@ JAX	L	1/0	23	13	56.5	155	1	0	0/0		91.8	2	10	5.0	9	0		
NOV 7	@ SEA	L	1/1	35	18	51.4	287	1	2	75†	1/8	64.8	5	34	6.8	6	1		
NOV 14	@ TEN	L	1/1	32	18	56.3	236	1	0		7/39	90.1	5	34	6.8	9	0		
NOV 21	@ BAL	L	1/1	39	20	51.3	246	3	2		0/0	75.4	4	27	6.7	11	0		
NOV 28	@ PIT	W	1/1	28	15	53.6	241	1	1	76†	2/6	79.6	10	27	2.7	11	1		
DEC 5	@ SF	W	1/1	30	21	70.0	334	4	0	58†	2/9	146.4	3	18	6.0	10	0		
DEC 12	@ CLE	W	1/1	22	11	50.0	176	1	0	52†	0/0	92.2	4	28	7.0	15	0		
DEC 26	@ BAL	L	1/1	37	20	54.1	187	0	2		7/39	45.7	4	22	5.5	8	0		
JAN 2	@ JAX	L	1/1	23	13	56.5	141	0	2		3/15	38.5	3	3	1.0	6	0		
TOTALS			14/12	389	215	55.3	2670	16	12	76†	30/168	77.6	61	334	5.4	16	2		

2000 NEW ORLEANS SAINTS				PASSING										RUSHING				
DATE	OPP	W/L	GP/GS	ATT	CMP	PCT	YDS	TD	INT	LG	SACK/YDS	RAT	ATT	YDS	AVG	LG	TD	
SEP 3	DET	L	1/1	34	18	52.9	169	0	1	19	5/23	54.7	5	22	4.4	11	0	
SEP 10	SD	W	1/1	46	33	71.7	259	3	2	18	0/0	89.0	6	13	2.1	5	0	
SEP 17	SEA	L	1/1	24	14	58.3	159	1	0	49†	2/12	92.2	2	10	5.0	5	0	
SEP 24	PHI	L	1/1	38	18	47.4	163	0	2	22	5/22	37.5	4	38	9.5	12	1	
OCT 8	CHI	W	1/1	25	18	72.0	232	3	1	47†	2/15	123.7	12	66	5.5	16	0	
OCT 15	CAR	W	1/1	23	11	47.8	161	1	0	35	1/13	85.6	4	9	2.3	4	0	
OCT 22	ATL	W	1/1	31	19	61.3	209	0	1	30	1/3	67.8	6	26	1.2	12	0	
OCT 29	ARZ	W	1/1	26	16	61.5	167	1	1	24	2/9	76.9	6	16	3.8	11	0	
NOV 5	SF	W	1/1	27	21	77.8	288	3	0	43†	4/39	148.2	6	23	4.3	12	0	
NOV 12	CAR	W	1/1	23	14	60.9	179	1	1	43†	2/14	81.6	6	20	3.3	20	0	
NOV 19	OAK	L	1/1	5	2	40.0	39	0	0	21	0/0	67.9	0	0	0.0	0	0	
WAS PLACED ON IR 11/10 AFTER SURGERY TO REPAIR HIS RIGHT FOOT																		
TOTALS																		

WAS PLACED ON IR 11/10 AFTER SURGERY TO REPAIR HIS RIGHT FOOT																	
TOTALS	11/11		302		184	60.9	2025	13	9	49T	24/150	82.7	57	243	4.3	20	1
2001	PASSING																
DATE	OPP	W/L	GP/GS	ATT	CMP	PCT	YDS	TD	INT	LG	SACK/YDS	RAT	ATT	YDS	AVG	LG	TD
JAN 6	SF	L	0/1	1	0	0.0	0	0	0	0	0/0	39.6	1	-1	-1.0	-1	0

2002 BALTIMORE RAVENS				PASSING										RUSHING				
DATE	OPP	W/L	GP/GS	ATT	CMP	PCT	YDS	TD	INT	LG	SACK/YDS	RAT	ATT	YDS	AVG	LG	TD	
Sep 30	DEN	W	1/0	0	0	0.0	0	0	0	0	0/0	0.0	0	0	0.0	0	0	
Oct 27	PIT	L	1/1	50	29	58.0	298	1	3	37	1/5	56.9	6	25	4.1	13	1	
Nov 3	ATL	L	1/1	27	14	51.9	229	1	1	64	6/42	77.5	5	22	4.4	9	0	
Nov 10	CIN	W	1/1	24	16	66.7	183	1	0	33	2/20	103.3	4	-3	0.75	0	0	
Nov 17	MIA	L	1/1	28	14	50.0	127	1	1	28†	7/36	59.7	2	8	4.0	9	0	
Nov 24	TEN	W	1/1	24	11	45.8	109	0	1	17	4/22	41.8	4	-1	0.25	2	0	
Dec 1	CIN	W	1/1	19	10	52.6	115	2	0	39†	3/16	106.3	5	19	3.8	16	0	
Dec 8	NO	L	1/1	39	18	46.2	316	2	2	77†	2/20	70.0	2	13	6.5	11	0	
Dec 15	HOU	W	1/1	30	18	60.0	228	2	0	30	0/0	106.0	7	10	1.43	17	0	
Dec 22	CLE	L	1/1	28	16	57.1	143	1	1	17†	2/14	68.0	3	12	4.0	9	0	
Dec 29	PIT	L	1/1	26	19	73.1	336	2	2	43	3/28	108.7	1	1	1.0	1	0	
TOTALS			11/10	295	165	55.9	2084	13	11	77†	30/203	77.3	39	106	2.7	17	1	





## BLAKE GAME-BY-GAME

2003 ARIZONA CARDINALS			PASSING										RUSHING				
DATE	OPP	W/L	GP/GS	ATT	CMP	PCT	Yds	TD	INT	LG	Sack/Yds	RAT	ATT	Yds	Avg	LG	TD
SEP 7	@ DET	L	1/1	46	28	60.9	358	3	1	71T	2/19	98.4	3	12	4.0	7	0
SEP 14	SEA	L	1/1	14	7	50.0	55	0	2	13	0/0	20.5	0	0	0.0	0	0
SEP 21	GB	W	1/1	31	20	64.5	273	1	1	38	0/0	89.9	4	7	1.8	5	1
SEP 28	@ STL	L	1/1	17	10	58.8	88	0	0	24	1/10	72.7	0	0	0.0	0	0
OCT 5	@ DAL	L	1/1	28	14	50.0	121	1	2	24T	3/2	43.9	1	2	2.0	2	0
OCT 12	BAL	L	1/1	36	22	61.1	247	2	3	34	2/17	65.4	4	29	7.3	17	0
OCT 26	SF	W	1/1	24	14	58.3	97	0	0	19	1/4	67.5	4	29	7.3	11	1
NOV 2	CIN	W	1/1	28	18	64.3	166	2	0	21	2/23	104.2	2	11	5.5	9	0
NOV 9	@ PIT	L	1/1	43	23	53.5	307	2	0	54T	5/24	91.9	5	30	6.0	13	0
NOV 16	@ CLE	L	1/1	21	9	42.9	121	0	1	51	1/6	42.0	1	3	3.0	3	0
NOV 23	STL	L	1/1	27	15	55.6	192	2	2	54T	0/0	69.3	3	31	10.3	19	0
NOV 30	@ CHI	L	1/1	32	20	62.5	163	0	2	28	1/12	49.3	2	8	4.0	6	0
DEC 7	@ SF	L	1/1	20	8	40.0	59	0	1	15	1/15	27.1	1	15	15.0	15	0
TOTALS			13/13	367	208	56.7	2247	13	15	71T	19/132	69.6	30	177	5.9	19	2

## JEFF BLAKE'S CAREER STATISTICS


YEAR	TEAM	GP/GS	PASSING										RUSHING				
			ATT	CMP	PCT	Yds	LG	TD	INT	SACK	RAT.		No	Yds	Avg	LG	TD
1992	NYJ	3/0	9	4	44.4	40	19	0	1	2/7	18.1		2	-2	-1.0	1	0
1993	NYJ	0/0	0	0	0.0	0	0	0	0	0/0	0		0	0	0.0	0	0
1994	CIN	10/9	306	156	51.0	2154	76T	14	9	19/120	76.9		37	204	5.5	16	1
1995	CIN	16/16	567	326	57.5	3822	88T	28	17	24/152	82.0		52	311	6.0	30	2
1996	CIN	16/16	549	308	56.1	3624	61T	24	14	44/278	80.3		72	317	4.4	18	2
1997	CIN	11/11	317	184	58.0	2125	50T	8	7	39/244	77.6		45	234	5.2	16	3
1998	CIN	8/2	93	51	54.8	739	61T	3	3	15/79	78.2		15	103	6.9	18	0
1999	CIN	14/12	389	215	55.3	2670	76T	16	12	30/168	77.6		61	334	5.4	16	2
2000	NO	11/11	302	184	60.9	2025	49T	13	9	24/150	82.7		57	243	4.3	20	1
2001	NO	1/0	1	0	0.0	0	0	0	0	0/0	39.6		1	-1	-1.0	-1	0
2002	BAL	11/10	295	165	55.9	2084	77T	13	11	30/203	77.3		39	106	2.7	17	1
2003	ARZ	13/13	367	208	56.7	2247	71T	13	15	19/132	69.6		30	177	5.9	19	2
TOTALS		114/100	3195	1801	56.7	21530	88T	132	98	246/1533	78.1		411	2026	4.9	30	14

**CAREER HIGHS:** PASSING- Atts. 50 at Pit. 10/27/02, Cmps. 33 at SD 9/10/00, Pct. 81.8 (18 for 22) at Pit. 10/19/95, Yds. 387 at Sea. 11/6/94, TDs 4 vs. SF 12/5/99, Long 88-yd. TD to Darnay Scott at Sea. 9/17/95, QB Rating 158.3 at Pit. 10/19/95; Rushing- Atts. 12 at Chi. 10/8/00, Yds. 90 at Ten. 9/12/99, Long 30 at Hou. 11/12/95, TDs 1 (14 times) last vs. SF 10/26/03

**MILESTONES:** First NFL game and completion: vs. KC 11/29/92, First start and TD pass: vs. Dal. 10/30/94, First rushing TD: vs. Pit. 12/4/94, 100th NFL start: at SF 12/7/04, 100th TD Pass: 29-yd. pass to TE Andrew Glover at Chi. 10/8/00, 10,000 yds. passing: at Bal. 9/7/97, 20,000 yds. passing: 9/28/03 at StL, 300-yd. passing games: (12) last 307 at Pit. 11/9/03.







**Jeremy Bridges**

**Position:** Tackle/Guard

**Height, Weight:** 6-4, 301

**Born:** 4/19/80 in Fort Wayne, IN

**College:** Southern Mississippi

**High School:** South Pike, McComb, MS

**NFL Experience:** 2nd (2nd as an Eagle)

**Acquired by Eagles:** 06-03 (185th selection overall)

**Originally joined NFL:** Same as above

A 6th round draft choice of the Eagles in 2003, Bridges has the ability to play both tackle and guard. Although he did not dress for a game, he spent his rookie season learning the intricacies of the Eagles offense under renowned offensive line coach Juan Castillo. His position coach at Southern Mississippi in his freshman and sophomore seasons was former Eagles offensive lineman Pete Perot.

#### **CAREER HIGHLIGHTS:**

- Made the Eagles 2003 opening day roster but was inactive for all 16 regular season games and both postseason contests

#### **PERSONAL:**

- Resides in McComb, MS, in the offseason
- Single, has a daughter, Daija Zniya (12/10/03). Is the youngest of 7 children (2 brothers and 5 sisters)
- Was raised by his father, Rev. Lee Bridges, after his mother died of pancreatic cancer when he was 11
- Had he not been successful in football, would have pursued an MBA and looked to open a real estate business. His brother, Gary, owns and operates a real estate firm in Fort Wayne, IN
- As a youngster growing up in McComb, always played quarterback and running back. He once dreamed of playing those skills positions in the NFL until he became too big in the 10th grade and switched to the offensive line
- Attended his first NFL game in Jackson, MS, in 1994, when the Eagles and Jets met in a preseason game
- His first job was a bagger and stock boy at the Piggly Wiggly store in McComb
- Was a college teammate of current NFL O-lineman Torrin Tucker (Dallas) and Jason Jimenez (Green Bay)
- Earned a degree in sports administration
- Graduated from South Pike HS in McComb, MS, where he earned Pike County player of the year honors
- Played in high school for the Eagles, in college for the Golden Eagles, and now in the NFL with the Eagles
- Full name: Jeremy Eugene Bridges

#### **COLLEGE:**

A four-year player who started 45 straight games for Southern Mississippi after redshirting his freshman year. Played both right and left tackle for the Golden Eagles. Earned All-Conference USA honors as a senior. Played with Eagles WR Todd Pinkston as a freshman in 1999.







**Position:** Cornerback

**Height, Weight:** 5-10, 200

**Born:** 3/19/79 in Lancaster, SC

**College:** South Carolina

**High School:** Lewisville, Ft. Lawn, SC

**NFL Experience:** 3rd (3rd as an Eagle)

**Acquired by Eagles:** D2b-02 (59th selection overall)

**Originally joined NFL:** Same as above

After the offseason departures of Troy Vincent and Bobby Taylor, the Eagles will turn to Sheldon Brown as a starting cornerback in 2004. Over his first two NFL seasons, he saw plenty of action at cornerback and provided tight coverage and dependable tackling to go along with 3 interceptions. Said head coach Andy Reid, "Sheldon is one of my favorites. He is not the biggest guy or the most gifted guy, but he is going to be the toughest guy on the field and he's a great competitor."

#### **BIRDSEED:**

- Upon signing his rookie contract, paid off his parents' bills and set it up so his mother would never have to work another day in her life. Also put a deposit down on a house for his sister, Tasha, so that his nephews, Tyrell (9) and Ahmad (4), could relocate to a better school district. Also had his grandmother's roof repaired
- Mentored on life in the pros by former NFL RB Harold Green, a fellow South Carolina alum, who

serves as the school's career development coordinator. "He's taught me so much about the NFL," said Brown. "Just because you have a nice car, a nice house, and a lucrative high-paying job doesn't mean you don't have problems. Most people don't realize that or believe it. Even other players. He also taught me about dealing with the media during the good times and bad."

- Said former teammate Troy Vincent, "Sheldon's going to play in this league for a long time. He prepares...on the first day he came into meetings with a pen and notebook (not common for a rookie)."

#### **CAREER HIGHLIGHTS:**

- Made his first career start (vs. Was. 10/5/03) at RCB for Bobby Taylor (foot). Started one other game for Taylor at RCB and two more at LCB for Troy Vincent (hip) in 2003
- Set up an Eagles TD as he snagged an INT vs. Dal. (12/7/03) when he stepped in front of a Quincy Carter pass intended for WR Terry Glenn
- Tied a career high with 10 tackles vs. NYG (11/16/03)
- Had a critical block on Brian Westbrook's 84-yd. game-winning punt return for a TD at NYG (10/20/03)
- Finished his rookie season ranked 2nd on the team in special teams production points (166)
- Recorded his first career sack at SF (11/25/02) when he dropped Jeff Garcia
- Snared his first career INT vs. Dal. (QB Quincy Carter - 9/22/02). Also pumped up the home crowd with two highlight-film hits of WR/KR Reggie Swinton
- Made his NFL debut at Ten. (9/8/02) as the nickel back, after Vincent (knee) was deactivated

#### **PERSONAL:**

- He and his wife, Jenny, were married on 5/22/04 and reside in Sicklerville, NJ
- An avid golfer, he sponsors an annual tournament that serves as a fundraiser for Camden (NJ) County College

#### **WHAT CAN BROWN DO FOR YOU?**

Inspired by the TV show, "Trading Spaces," he and his wife, Jenny, enjoy working on renovation projects around the house. Over the past few years, the Browns have installed bench seating under the bay window in their dining room, finished their basement with a bar, designed their home office, and painted numerous rooms.





- Rushed for 2,020 yards and 31 TDs as a senior and was named 1996 Associated Press South Carolina player of the year as Lewisville HS won the Class A state title
- Also named all-state in basketball and baseball three times
- His most memorable football moment was beating Clemson as a college senior. He was the game's MVP with 2 INTs and it was the first time his grandmother attended a game since suffering a stroke four years earlier
- Full name: Sheldon Dion Brown

## COLLEGE:

A semi-finalist for the 2001 Jim Thorpe Award, given to the nation's premier defensive back, he collected 204 tackles, 10 INTs and 37 knockdowns during his career. A three-year starter, was the only player in school history to lead the team in interceptions in three seasons (1999-2001). Earned first-team All-America honors as a junior and All-SEC honors as a senior and junior. Lined up at free safety for the first four contests of his sophomore year before shifting to cornerback. Also played on the school's baseball team as a designated hitter and right fielder.

## SHELDON BROWN'S CAREER STATISTICS

			TACKLES			QUARTERBACK		PASSES DEFENDED						
YEAR	TEAM	GP/GS	SOLO	AST	TOT	SACKS	HUR	INT	Yds	LG	KD	FF	FR	STT
2002	PHIL.	16/0	9	6	15	1.0	1	2	41	29	1	0	0	12
2003	PHIL.	16/3	38	17	55	1.0	3	1	10	10	10	1	0	19
TOTALS		32/3	47	23	70	2.0	4	3	51	29	11	1	0	31

### PLAYOFFS

2002	PHIL.	2/0	0	0	0	0.0	0	0	0	0	0	0	0	1	
2003	PHIL.	2/1	5	0	5	0.0	0	0	0	0	0	0	0	0	
<b>TOTALS</b>		<b>4/1</b>	<b>5</b>	<b>0</b>	<b>5</b>	<b>0.0</b>	<b>0</b>	<b>0</b>	<b>0</b>	<b>0</b>	<b>0</b>	<b>0</b>	<b>0</b>	<b>1</b>	

**CAREER HIGHS:** TACKLES - Total 10 (twice) last vs. NYG 11/16/03, Solo 7 vs. NYG 11/16/03; INTs 1 (three times) last vs. Dal. 12/7/03; SACKS 1 (twice) last at Buf. 9/28/03

**MILESTONES:** First game: vs. Ten. 9/8/02, First start: vs. Was. 10/5/03, First sack: at SF 11/25/02 (QB Jeff Garcia), First INT: vs. Dal. 9/22/02 (QB Quincy Carter).

## BROWN GAME-BY-GAME

### 2002 PHILADELPHIA EAGLES

DATE	OPP.	W/L	P/S	S	A	T	Sac	Hur	Int	Yds	Lg	KD	FF	FR
SEP 8	@ TEN	L	1/0	1	1	2	0.0	1	0	0	0	0	0	0
SEP 16	@ WAS	W	1/0	1	0	1	0.0	0	0	0	0	0	0	0
SEP 22	DAL	W	1/0	1	1	2	0.0	0	1	29	29	0	0	0
SEP 29	HOU	W	1/0	0	0	0	0.0	0	0	0	0	0	0	0
OCT 6	@ JAX	L	1/0	0	0	0	0.0	0	0	0	0	0	0	0
OCT 20	TB	W	1/0	0	0	0	0.0	0	0	0	0	0	0	0
OCT 28	NYG	W	1/0	0	0	0	0.0	0	0	0	0	0	0	0
NOV 3	@ CHI	W	1/0	1	0	1	0.0	0	0	0	0	0	0	0
NOV 10	IND	L	1/0	0	1	1	0.0	0	0	0	0	0	0	0
NOV 17	ARZ	W	1/0	0	0	0	0.0	0	0	0	0	0	0	0
NOV 25	@ SF	W	1/0	3	1	4	1.0	0	0	0	0	0	0	0
DEC 1	STL	W	1/0	1	0	1	0.0	0	0	0	0	0	0	0
DEC 8	@ SEA	W	1/0	0	2	2	0.0	0	1	12	12	0	0	0
DEC 15	WAS	W	1/0	1	0	1	0.0	0	0	0	1	0	0	0
DEC 21	@ DAL	W	1/0	0	0	0	0.0	0	0	0	0	0	0	0
DEC 28	@ NYG	L	1/0	0	0	0	0.0	0	0	0	0	0	0	0
<b>TOTALS</b>			<b>16/0</b>	<b>9</b>	<b>6</b>	<b>15</b>	<b>1.0</b>	<b>1</b>	<b>2</b>	<b>41</b>	<b>29</b>	<b>1</b>	<b>0</b>	<b>0</b>

### PLAYOFFS

JAN 11	ATL	W	1/0	0	0	0	0.0	0	0	0	0	0	0	0
JAN 19	TB	L	1/0	0	0	0	0.0	0	0	0	0	0	0	0
<b>TOTALS</b>			<b>2/0</b>	<b>0</b>	<b>0</b>	<b>0</b>	<b>0.0</b>	<b>0</b>	<b>0</b>	<b>0</b>	<b>0</b>	<b>0</b>	<b>0</b>	<b>0</b>

### 2003

DATE	OPP.	W/L	P/S	S	A	T	Sac	Hur	Int	Yds	Lg	KD	FF	FR
SEP 8	TB	L	1/0	1	1	2	0.0	0	0	0	0	0	0	0
SEP 14	NE	L	1/0	0	1	1	0.0	1	0	0	0	0	2	0
SEP 28	@ BUF	W	1/0	7	3	10	1.0	0	0	0	0	1	1	0
OCT 5	WAS	W	1/1	3	4	7	0.0	1	0	0	0	2	0	0
OCT 12	@ DAL	L	1/0	3	0	3	0.0	0	0	0	0	0	0	0
OCT 19	@ NYG	W	1/0	0	0	0	0.0	0	0	0	0	0	0	0
OCT 26	NYJ	W	1/0	1	1	2	0.0	0	0	0	0	0	0	0
NOV 2	@ ATL	W	1/0	2	0	2	0.0	1	0	0	0	2	0	0
NOV 10	@ GB	W	1/0	2	0	2	0.0	0	0	0	0	0	0	0
NOV 16	NYG	W	1/0	7	3	10	0.0	0	0	0	0	1	0	0
NOV 23	NO	W	1/1	2	1	3	0.0	0	0	0	0	1	0	0
NOV 30	@ CAR	W	1/0	2	0	2	0.0	0	0	0	0	0	0	0
DEC 7	DAL	W	1/0	1	1	2	0.0	0	1	10	10	0	0	0
DEC 15	@ Mia	W	1/0	2	0	2	0.0	0	0	0	0	0	0	0
DEC 21	SF	L	1/0	1	1	2	0.0	0	0	0	0	0	0	0
DEC 27	@ WAS	W	1/1	4	1	5	0.0	0	0	0	1	0	0	0
<b>TOTALS</b>			<b>16/3</b>	<b>38</b>	<b>17</b>	<b>55</b>	<b>1.0</b>	<b>3</b>	<b>1</b>	<b>10</b>	<b>10</b>	<b>10</b>	<b>1</b>	<b>0</b>

### PLAYOFFS

JAN 11	GB	W	1/1	5	0	5	0.0	0	0	0	0	0	0	0
JAN 18	CAR	L	1/0	0	0	0	0.0	0	0	0	0	0	0	0
<b>TOTALS</b>			<b>2/1</b>	<b>5</b>	<b>0</b>	<b>5</b>	<b>0.0</b>	<b>0</b>	<b>0</b>	<b>0</b>	<b>0</b>	<b>0</b>	<b>0</b>	<b>0</b>







**Correll Buckhalter**

**28**

**Position:** Running Back

**Height, Weight:** 6-0, 222

**Born:** 10/6/78 in Collins, MS

**College:** Nebraska

**High School:** Collins, Collins, MS

**NFL Experience:** 4th (4th as an Eagle)

**Acquired by Eagles:** D4-D1 (121st selection overall)

**Originally joined NFL:** Same as above

A strong back with a great burst, Buckhalter is in his fourth season in Philadelphia after successfully returning from a torn ACL suffered during mini-camp in 2002, that kept him out the entire season. Last year, Buckhalter teamed with Duce Staley and Brian Westbrook in the three-headed monster attack at running back and finished with a career-high 9 touchdowns. The Eagles fourth round draft pick in 2001, out of a run-oriented offense at Nebraska, Buckhalter set the team rookie rushing record with 586 yards.

#### **BIRDSEED:**

- After an impressive debut as a rookie, Buckhalter tore the anterior cruciate ligament of his left knee in a non-contact drill on the first day of mini-camp (4/26/02). After missing the 2002 season, he was back on the field in 2003 and never looked back. For his hard work and dedication he was awarded the team's Ed Block Courage Award. The award honors those NFL players who exemplify commitment to the princi-



ples of sportsmanship and courage. They are selected in a vote by their teammates for team effort as well as individual performance

- In the final game of his career at Collins HS, amazingly carried the ball on every single offensive play in the first half. Head coach Royce Foster allowed Buckhalter to showcase his skills for interested college recruiters. He finished the day with 47 carries, a then state record, for 387 yds. and 6 TDs

#### **CAREER HIGHLIGHTS:**

- Posted a career-high 9 total TDs in 2003, while leading the team in carries (126) and rushing TDs (8)
- With a 6.1 yds. per touch avg. in 2003, ranked T-16th among all NFL RBs (min. 100 touches)
- Was part of the Eagles "Three-Headed Monster" RB attack in 2003 that together accounted for 1,618 rushing yards, 2,157 total yards from scrimmage and 29 total TDs. The Eagles were the first team to have 3 RBs with 7-plus TDs (Westbrook 13, Buckhalter 9, Staley 7) since the StL Cardinals in 1979 (Ottis Anderson, 10; Wayne Morris, 9; and Theotis Brown, 7). The trio scored at least one TD in 14 of 16 games in 2003. Westbrook (15.15) and Buckhalter (15.11) led the NFL in TDs per touch
- Notched his 1st career TD reception, an 11-yd. pass from Donovan McNabb at Was. (12/27/03)
- Rushed for 115 yds. in a victory over Dal. (12/7/03) including a career-long 64-yd. TD scamper. His 144 total yds. from scrimmage were also a career high
- Registered a career-high 23 rushing attempts (92 yds.) at Atl. (11/2/03)
- Scored a career-high 2 rushing TDs (100 yds.) vs. NYJ (10/26/03)

#### **FLOAT LIKE A BUTTERFLY, STING LIKE A BEE**

In order to strengthen and maximize the mobility of his knee that underwent surgery to repair a torn ACL in 2002, Buckhalter sought out renowned boxing trainer Mackie Shilstone. Shilstone is the same trainer boxers such as Roy Jones Jr., Michael Spinks and Riddick Bowe have relied on over the years to get them into peak fighting condition.

After spending three weeks in New Orleans during July of 2003, he was ready to return to the field. "Working with him, man, I feel strong," Buckhalter said. "I have my explosion back, I'm working out with him again when the season is over."

That's exactly what Buckhalter did in June of 2004, as he returned to New Orleans to prepare for the season.





- Created one of the most exciting scoring plays of the season on Monday Night Football at Mia. (12/15/03). From the 1 yard line, he sprinted for the right corner of the end zone. As defenders closed in, he jumped backwards into the air but managed to keep the ball inside the pylon with his right hand, before being shoved out of bounds (punted right)
- With 586 yards on just 129 carries in 2001, broke the Eagles rookie rushing record set by Keith Byars (177-577) in 1986
- Also broke the club's single-game rookie mark with 134 yards on 21 carries (6.4 avg.) in his first NFL start vs. Arz. (10/7/01). Steve Van Buren (129 yards on 11/5/44) previously held that mark. Became the first Eagles rookie to rush for 100 yards in first start since Charlie Garner (16-129-2TDs) on 10/2/94 at SF
- After Duce Staley (shoulder) was injured in game 2 of 2001, stepped in as the #1 RB vs. Dal. (9/30/01) and ran for 99 yards and his first career TD
- In 2001, ranked 3rd in the NFC/6th in the NFL in rushing yards among all rookies. Also ranked 2nd among NFL rookies (min. 100 carries) in yards per carry (4.5) behind Colts RB Dominic Rhodes (4.7)
- Ran for 50 yards on 6 carries, including a 31-yd. scamper that set up the Eagles first TD in the NFC Championship Game at StL before leaving late in the 1st half with an ankle injury

## PERSONAL:

- Single and resides in Cherry Hill, NJ
- All-state selection at Collins (MS) HS, he rushed for 1,302 yards as a junior and gained 1,722 yards with 12 TDs on 235 carries (7.3 avg.) as a senior
- His brother, Chris, was a member of the Eagles practice squad in 1996
- Has a younger brother, Justin, a 6-0, 200-pound RB in the 11th grade at Collins HS. "Just wait, you're gonna start hearing about him," boasted the big brother
- Visited the Children's Hospital of Philadelphia for Halloween in 2003 dressed as a scarecrow
- Claims to have always been the class clown. "I love to be funny and have a good time. I got away with a lot of stuff because of my smile"
- Grew up listening to The Isley Brothers, Al Green and Teddy Pendergast
- The nickname "The General," was given to him after ESPN's Chris Berman referred to him as Correll "General" Buckhalter, referring to General Albert Burkhalter, from the TV show "Hogan's Heroes"
- Majored in sociology



This photo of Buckhalter managing to keep the football inside the pylon for the score at Mia. (12/15/03), was taken by team photographer Drew Hallowell. The shot entitled, "Got Air?," earned honorable mention in the annual NFL Hall of Fame photo contest in 2003.

## COLLEGE:

Finished his career at Nebraska ranked 8th in school history with 2,522 rushing yards. Played in 46 games (9 starts) and gained 2,522 yards with 27 touchdowns on 413 carries (6.1 avg.). Topped the 100-yard barrier on 11 occasions. As a senior, earned All-Big XII Conference honorable mention accolades after posting 106-750-7TDs rushing (7.1 avg.) and 5-85-1TD receiving totals.

## INJURY HISTORY:

Suffered a torn ACL in his left knee on 4/26/02 during the first practice of the first minicamp of 2002. Underwent surgery on 5/22/02 by Dr. Arthur Bartolozzi and Dr. Peter DeLuca. Was placed on Physically Unable to Perform List on 8/27/02. Suffered ankle injury in first half of the NFC Championship game at StL (1/27/02) and did not return.





## CORRELL BUCKHALTER'S CAREER STATISTICS

			RUSHING					RECEIVING					KICKOFF RETURNS				
YEAR	TEAM	GP/GS	No.	Yds.	Avg.	LG	TD	No.	Yds.	Avg.	LG	TD	No.	Yds.	Avg.	LG	TD
2001	PHIL.	15/6	129	586	4.5	48	2	13	130	10.0	26	0	1	28	28.0	28	0
2002	PHIL.	0/0	PHYSICALLY UNABLE TO PERFORM LIST - KNEE														
2003	PHIL.	15/5	126	542	4.3	64T	8	10	133	13.3	27	1	0	0	0.0	0	0
TOTALS		30/11	255	1128	4.4	64T	10	23	263	11.4	27	1	0	0	0.0	0	0

### PLAYOFFS

2001	PHIL.	3/0	18	110	6.1	31	1	4	26	6.5	9	0	0	0	0.0	0	0
2002	PHIL.	0/0	PHYSICALLY UNABLE TO PERFORM LIST - KNEE														
2003	PHIL.	2/0	20	60	3.0	9	0	3	31	10.3	23	0	0	0	0.0	0	0
<b>TOTALS</b>		<b>5/0</b>	<b>38</b>	<b>170</b>	<b>4.5</b>	<b>31</b>	<b>1</b>	<b>7</b>	<b>57</b>	<b>8.1</b>	<b>23</b>	<b>0</b>	<b>0</b>	<b>0</b>	<b>0.0</b>	<b>0</b>	<b>0</b>

### ADDITIONAL CAREER STATISTICS

SPECIAL TEAMS TACKLES: 2003 (2), 2001 (11), TOTAL: (13)

CAREER HIGHS: RUSHING - Att. 23 at Atl. 11/2/03, Yards 134 vs. Arz. 10/7/01, Long 64T vs. Dal. 12/7/03, TDs 2 vs. NYG 10/26/03 RECEIVING - Recpts. 5 at TB 1/6/02, Yards 50 (twice) last at TB 1/6/02, Long 27 vs. NYG 11/16/03, TDs 1 at Was. 12/27/03 from Donovan McNabb.

MILESTONES: First start: vs. Arz. 10/7/01, First TD: rushing vs. Dal. 9/30/01, receiving at Was. 12/27/03 from Donovan McNabb, First 100-yd. game: vs. Arz. 10/7/01, 100-yd. rushing games: 3 last vs. Dal. 12/7/03.

## BUCKHALTER GAME-BY-GAME

2001 PHILADELPHIA EAGLES				RUSHING					RECEIVING					2003				RUSHING					RECEIVING						
DATE	OPP.	W/L	P/S	No	Yd	Av	LG	TD	No	Yd	Av	LG	TD	TYS	DATE	OPP.	W/L	P/S	No	Yd	Av	LG	TD	No	Yd	Av	LG	TD	TYS
SEP 9	STL	L	1/0	0	0	0.0	0	0	0	0	0.0	0	0	0	SEP 8	TB	L	1/1	1	0	0.0	0	0	0	0	0.0	0	0	
SEP 23	@ SEA	W	1/0	18	52	2.9	9	0	4	50	12.5	26	0	102	SEP 14	NE	L	1/0	0	0	0.0	0	0	1	21	21.0	21	0	21
SEP 30	DAL	W	1/0	20	99	5.0	48	1	1	9	9.0	9	0	108	SEP 28	@ BUF	W	1/0	11	25	2.3	13	1	0	0	0.0	0	0	25
OCT 7	ARZ	L	1/1	21	134	6.4	37	0	0	0	0.0	0	0	134	OCT 5	WAS	W	1/0	3	3	1.0	2	0	0	0	0.0	0	0	3
OCT 22	@ NYG	W	1/1	11	34	3.1	9	0	0	0	0.0	0	0	34	OCT 12	@ DAL	L	1/0	11	52	4.7	20T	1	1	2	2.0	2	0	54
OCT 28	OAK	L	1/1	7	29	4.1	12	0	0	0	0.0	0	0	29	OCT 19	@ NYG	W	1/0	3	19	6.5	11	0	0	0	0.0	0	0	19
NOV 4	@ ARZ	W	1/1	4	14	3.5	9	0	1	-1	-1.0	-1	0	13	OCT 26	NYJ	W	1/1	15	100	6.7	21	2	0	0	0.0	0	0	100
NOV 11	MIN	W	1/0	11	66	6.0	16	1	0	0	0.0	0	0	66	NOV 2	@ ATL	W	1/1	23	92	4.0	13	0	1	18	18.0	18	0	110
NOV 18	@ DAL	W	0/0	INACTIVE/SUSPENDED										9	NOV 10	@ GB	W	1/1	9	23	2.6	11	0	0	0.0	0	0	23	
NOV 25	WASH	L	1/0	4	5	1.3	3	0	1	4	4.0	4	0	9	NOV 16	NYG	W	1/0	5	2	0.4	4	1	1	27	27.0	27	0	29
NOV 29	@ KC	W	1/0	2	6	3.0	7	0	0	0	0.0	0	0	6	NOV 23	NO	W	1/0	7	18	2.6	8	1	1	20	20.0	20	0	38
DEC 9	SD	W	1/0	1	4	4.0	4	0	0	0	0.0	0	0	4	NOV 30	@ CAR	W	1/1	6	30	5.0	13	0	0	0	0.0	0	0	30
DEC 16	@ WASH	W	1/1	1	2	2.0	2	0	1	18	18.0	18	0	20	DEC 7	DAL	W	1/0	13	115	8.8	64T	1	2	29	14.5	24	0	144
DEC 22	@ SF	L	1/0	2	13	6.5	11	0	0	0	0.0	0	0	13	DEC 15	@ MIA	W	1/0	6	9	1.5	3	1	0	0	0.0	0	0	9
DEC 30	NYG	W	1/0	7	39	5.6	23	0	0	0	0.0	0	0	39	DEC 21	SF	L	0/0	INACTIVE/SUSPENDED										
JAN 6	@ TB	W	1/1	20	89	4.5	18	0	5	50	10.0	16	0	139	DEC 27	@ WAS	W	1/0	13	54	4.2	12	0	3	16	5.3	11T	1	70
TOTALS		15/6		129	586	4.5	48	2	13	130	10.0	26	0	716	TOTALS		15/5		126	542	4.3	64T	8	10	133	13.3	27	1	675
PLAYOFFS																													
JAN 12	TB	W	1/0	9	55	6.1	25T	1	2	13	6.5	8	0	68	JAN 11	GB	W	1/0	9	12	1.3	6	0	1	5	5.0	5	0	17
JAN 19	@ CHI	W	1/0	3	5	1.7	2	0	2	13	6.5	9	0	18	JAN 18	CAR	L	1/0	11	48	4.4	9	0	2	26	13.0	23	0	74
JAN 27	@ STL	L	1/0	6	50	8.3	31	0	0	0	0.0	0	0	50															
TOTALS		3/0		18	110	6.1	31	1	4	26	6.5	9	0	136															

### 2002

SPENT THE ENTIRE 2002 SEASON ON THE PHYSICALLY UNABLE TO PERFORM LIST AFTER SUFFERING A TORN ANTERIOR CRUCIATE LIGAMENT IN THE SPRING OF 2002.







**Position:** Defensive End  
**Height, Weight:** 6-2, 266  
**Born:** 8/12/78 in Lake City, SC  
**College:** Mississippi  
**High School:** Roosevelt, Greenbelt, MD  
**NFL Experience:** 4th (4th as an Eagle)  
**Acquired by Eagles:** 03-01 (63th selection overall)  
**Originally joined NFL:** Same as above

One game in two years. Even though it may not seem very significant, it's a statistic that goes a lot deeper for Derrick Burgess. He endured two foot surgeries in 2002 and a torn Achilles tendon in the 2003 preseason. He's missed 31 regular season and four postseason games. Although it has been a trying time for Burgess, he's stayed positive. "Being away from the game made me miss it even more," said Burgess during a 2004 mini-camp. "It's just like in life, you don't know how much you miss something until it's gone." A 3rd round draft choice in 2001, Burgess took advantage of his limited playing time and recorded 6 sacks, 5th-highest among rookies that year.

#### **BIRDSEED:**

- His mother, Priscilla, took a job at a Wendy's chain in Greenbelt, MD, over 20 years ago in order to move her son to a much safer school than the one he attended in Washington, DC. Since that time she has become the manager of the company's training center in Greenbelt. Burgess admires how hard his mother has worked, "She would go to work at 5:00

am and not get home until 7:00 pm. If she can do that much for me, I figure there's a lot more I can do for her."

#### **CAREER HIGHLIGHTS:**

- In 2001, ranked 2nd in the NFC and fifth in the NFL in sacks among all rookie defenders with 6
- His 6 sacks were the 2nd most by a rookie in team history (Corey Simon had 9.5 in 2000)
- Set a career high in sacks with 2 vs. SD's Doug Flutie (12/9/01)
- Logged his first career postseason sack in the NFC Championship game at StL (1/27/02) when he dropped Kurt Warner for a 2-yd. loss on the final play of the first half

#### **PERSONAL:**

- Single, he resides in Mt. Laurel, NJ, and visits Greenbelt, MD, throughout the offseason where his mother lives. His father, Willie Cooper, is a metro bus driver and lives in Riverdale, MD. Derrick also works out at the University of Mississippi occasionally in the offseason
- Was an all-state selection as an outside linebacker at Eleanor Roosevelt HS in Greenbelt, MD. Named his team's MVP and defensive player of the year as a senior after collecting 102 tackles, 4 sacks, recovering one fumble for a TD and grabbing an INT. Also selected to participate in the Chesapeake Classic all-star game that year

#### **HE'S OLD-SCHOOL**

Burgess could be in line to be the next Philadelphia spokesman for Mitchell & Ness, the oldest sporting goods retailer in Philadelphia, who now have a corner on the market for vintage authentic sports jerseys and accessories worldwide.

"It started out as a competition between me and my boys, to see who could have the best jerseys," said Burgess. "Now I just like the way they look and fit. I get jerseys of the guys I idolized growing up. Lots of good memories."

With over 40 jerseys currently stuffing his closet, he has provided us with his top 5 football jerseys:

5. Joe Montana - Chiefs
4. "Mean" Joe Greene - Steelers
3. Al Toon - Jets
2. O.J. Simpson - Buffalo
1. Derrick Thomas - Chiefs Pro Bowl

*Mitchell & Ness*  
 PHILADELPHIA, PA





- Also lettered in basketball averaging 18 points and 11 rebounds over his junior and senior seasons
- Hosted football camps in King Street and Lake City, SC, with former Ole Miss players Kendrick Clancy (Steelers) and Armegis Spearman (Bengals) during the summer of 2003
- Is a big fan of movies but only watches VHS tapes. His two favorite movies are "Tombstone" and "Sling Blade"
- Has a daughter, Xhiir (1/19/01)
- Majored in business
- Full name: Derrick Lee Burgess

## COLLEGE:

Finished his career with 166 tackles, 40 stops for losses and 17.5 sacks. Was a third-team All-America selection by *Football News* and first team All-SEC selection as a senior. In his final season, ranked third on the team with a career-high 60 tackles, and led the squad with 9.5 sacks and 18 tackles for a loss.

## INJURY HISTORY:

Suffered a torn Achilles tendon in his left foot during practice on 9/5/03 and was placed on the Injured Reserve list the following day. Missed the bulk of the 2002 season after a right foot injury suffered in the season opener at Ten. (9/8/02)

## BURGESS GAME-BY-GAME

### 2001 PHILADELPHIA EAGLES

DATE	OPP.	W/L	P/S	S	A	T	Sac	Hur	Int	Yds	Lg	KD	FF	FR
SEP 9	STL	L	1/0	0	0	0	0.0	0	0	0	0	0	0	0
SEP 23	@ SEA	W	1/0	1	0	1	1.0	0	0	0	0	0	0	0
SEP 30	DAL	W	1/1	1	3	4	0.0	0	0	0	0	0	0	0
OCT 7	ARZ	L	1/0	0	1	1	0.0	0	0	0	0	0	0	0
OCT 22	@ NYG	W	1/0	2	3	5	1.0	1	0	0	0	0	0	0
OCT 28	OAK	L	1/0	2	0	2	0.0	0	0	0	0	0	0	0
NOV 4	@ ARZ	W	1/0	0	0	0	0.0	1	0	0	0	0	0	1
NOV 11	MIN	W	1/0	0	0	0	0.0	0	0	0	0	0	0	0
NOV 18	DAL	W	1/1	3	1	4	1.0	4	0	0	0	0	0	0
NOV 25	WASH	L	1/1	6	5	11	0.0	0	0	0	0	0	0	0
NOV 29	@ KC	W	1/1	1	2	3	0.0	3	0	0	0	0	0	0
DEC 9	SD	W	1/0	3	1	4	2.0	0	0	0	0	0	0	0
DEC 16	@ WASH	W	1/0	1	1	2	0.0	0	0	0	0	0	0	0
DEC 22	@ SF	L	1/0	0	2	2	0.0	0	0	0	0	0	0	0
DEC 30	NYG	W	1/0	4	2	6	0.0	0	0	0	0	0	0	0
JAN 6	@ TB	W	1/0	6	0	6	1.0	2	0	0	0	0	0	0
TOTALS			16/4	30	21	51	6.0	11	0	0	0	0	0	1

### PLAYOFFS

JAN 12	TB	W	1/0	0	0	0	0.0	0	0	0	0	0	0	0
JAN 19	@ CHI	W	1/0	2	0	2	0.0	0	0	0	0	1	0	0
JAN 27	@ STL	L	1/0	2	0	2	1.0	0	0	0	0	0	1	0
TOTALS			3/0	4	0	4	1.0	0	0	0	0	1	1	0

### 2002

DATE	OPP.	W/L	P/S	S	A	T	Sac	Hur	Int	Yds	Lg	KD	FF	FR
SEP 8	@ TEN	L	1/0	1	0	1	0.0	1	0	0	0	0	0	0

AFTER SUFFERING A BROKEN FIFTH METATARSAL IN HIS RIGHT FOOT AT TENNESSEE, WAS INACTIVE FOR THE REMAINDER OF THE SEASON.

### 2003

SPENT THE ENTIRE 2003 SEASON ON THE INJURED RESERVE LIST AFTER SUFFERING A TORN ACHILLES TENDON ON 9/5/03.

## DERRICK BURGESS' CAREER STATISTICS

YEAR	TEAM	GP/GS	TACKLES			QUARTERBACK			KD	FF	FR
			SOLO	AST	TOT	SACKS	HUR				
2001	PHIL.	16/4	30	21	51	6.0	11		0	0	1
2002	PHIL.	1/0	1	0	1	0.0	1		0	0	0
2003	PHIL.	0/0	INJURED RESERVE - ACHILLES								
TOTALS		17/4	31	21	52	6.0	12		0	0	1
PLAYOFFS											
2001	PHIL.	3/0	4	0	4	1.0	0		1	1	0
2002	PHIL.	0/0	DEACTIVATED - FOOT								
2003	PHIL.	0/0	INJURED RESERVE - ACHILLES								
TOTALS		3/0	4	0	4	1.0	0		1	1	0

### ADDITIONAL CAREER STATISTICS

SPECIAL TEAMS TACKLES - 2001 (1)

CAREER HIGHS: TACKLES - Total 11 vs. Was. 11/25/01, Solo 6 (twice) last at TB 1/6/02; SACKS - 2 vs. SD 12/9/01

MILESTONES: First start: vs. Dal. 9/30/01, First sack: at Sea. 9/23/01 (QB Matt Hasselbeck).







**Position:** Safety

**Height, Weight:** 6-0, 210

**Born:** 10/13/73 in Jacksonville, FL

**College:** Clemson

**High School:** Raines, Jacksonville, FL

**NFL Experience:** 9th (9th as an Eagle)

**Acquired by Eagles:** D2b-96 (61st selection overall)

**Originally joined NFL:** Same as above



To understand this three-time Pro Bowl safety, just take a look on the top shelf of his locker. There you will find multiple figurines of his favorite comic book hero, Wolverine, some of which have been sent by his fans. Wolverine is the low-key leader of the X-Men, a comic book action series, an animated cartoon and two full-length feature films. Wolverine is known for his animal-keen senses that allow him to track his adversaries with great ease, very much like Dawkins hunts down opposing ball carriers and receivers. The Eagles 2nd round draft choice in 1996 landed a starting role in the 2nd game of his rookie season and has averaged 90 tackles per year while posting 21 interceptions and countless train-wreck hits. Said Monday Night Football analyst John Madden, "Brian Dawkins is the best free safety in football. He's good at cover-

ing. He's good at blitzing and he's good at tackling." He was rewarded for his tremendous efforts with a lucrative seven-year contract on 4/28/03.

## BIRDSEED:

- Earned NFC defensive POW honors after being the first player in NFL history to record a sack, an INT, FR, and TD reception in a single game vs. Hou. (9/29/02). It was the first time a fake punt was converted into a TD by the Eagles since 1988 (Terry Hoage). He victimized Texans QB David Carr for the defensive trio of events before taking a pitch from Brian Mitchell on the fake punt and racing 57 yds. for his 4th career TD
- "I wish I could eat cereal for breakfast, lunch and dinner and watch as much cartoons as my son and daughter." A huge fan of cartoons, he watches "Tom & Jerry" with his daughter, Briani, and "Yu-Gi-Oh!" with his son, Brian. He estimates that he watches as much if not more cartoons than his kids
- Named the best "blitzer to complement the rush of the front four" in Sports Illustrated's NFL Preview (9/1/03) wrote Paul Zimmerman. "You've got to have speed and a killer instinct, because if you're crafty enough and time your blitz just right, you might have a free shot at the passer. Lawyer Milloy excels in this area, but Dawkins is the master"
- Said Cowboys Pro Bowl safety Darren Woodson: "Brian Dawkins is the best safety in the league, bar none. He has been consistent each and every time I've seen him play. He does all the little things that help his team win."



**Wolverine**  
of the X-Men  
(c) Marvel Comics

- Has appeared in more games as an Eagle (110) than any other player on the current roster

## CAREER HIGHLIGHTS:

- A three-time Pro Bowl selection in 1999, 2001 and 2002, was also named first alternate in 2000, despite missing three games due to an emergency appendectomy
- Since 2000, the Eagles are 7-0 when Dawkins records at least a partial sack





- Currently ranks tied for 11th in INTs (21) and 4th in INT return yds. (387) on the Eagles all-time lists
- Intercepted Brett Favre in OT of the NFC Divisional playoff game vs. GB (1/11/04) which led to the game-winning 31-yd. FG by David Akers
- Recorded 8 tackles, a half sack and an INT at Mia. (QB Jay Fiedler - 12/15/03) on Monday Night Football. Was named "Co-Horse Trailer Player of the Game" along with Donovan McNabb
- Earned a Pro Bowl appearance in 2002 after leading the team with a career-high 131 tackles. Also set career highs in sacks (3), forced fumbles (7), and fumble recoveries (3)
- Selected by his teammates as the Eagles defensive MVP in 2002, and was an all-NFL selection by the Associated Press, *Football Digest*, *Sports Illustrated*, *The Sporting News*, *College and Pro*

## AN X-TRA SPECIAL VISIT

Dawkins and his family visited the Marvel Comics headquarters in New York City in 2002 to meet with Adam Kubert and Danny Miki, the artists who draw the X-Men comics. While there, he was presented with Kubert's rendering of Dawkins as Wolverine. (pictured below)



*Football Newsweekly*, *Pro Football Weekly* and *USA Today Sports Weekly*

- Intercepted Michael Vick in divisional playoff win vs. Atl (1/11/03). Also drilled Vick with a highlight-film hit on a scramble
- Collected a season-high 14 tackles, the second-highest total of his career, at NYG (12/28/02) and forced a fumble
- Collected a sack and an INT at Was. (QB Danny Wuerffel - 9/16/02)
- His 2001 Pro Bowl campaign was fueled by 106 tackles. He earned All-NFL honors from the Associated Press, *Football Digest*, *The Sporting News*, *Pro Football Weekly* and *Sports Illustrated*. Was also named to the All-Madden team
- Forced and recovered a fumble from Chargers RB LaDainian Tomlinson (12/9/01) and raced 49 yards for a score. Forced another Tomlinson fumble that was recovered by Hollis Thomas
- Registered a career-high 2 interceptions vs. Tony Banks and a TD-saving tackle on WR Rod Gardner at Was. (11/25/01)
- In 1999, was an All-Pro selection by *Sports Illustrated* and an All-NFC pick by *Pro Football Weekly* and *Football News*. Was also named the Eagles defensive MVP
- Began the 1999 season with an interception in each of the first three games: vs. Arz., vs. TB and vs. Buf. In doing so he became the first Eagle to record an INT in three consecutive games since CB Eric Allen and S Rich Miano did so in games 2-4 in 1993
- His 67-yard INT return for a TD off of Damon Huard at Mia. (10/24/99) was his longest INT return
- In the 2000 Pro Bowl, tied a then NFL record with 2 INTs for the NFC squad
- Picked off Giants QB Danny Kanell on 12/7/97 and returned the ball 64 yds. for his first TD as a pro
- Earned NFL All-Rookie team honors from *Pro Football Weekly*, *College & Pro Football Newsweekly*, and *Football News* in 1996
- Notched his first career INT vs. Atl.'s Bobby Hebert (9/22/96). The following week in a Monday night game vs. Dal. (9/30) sacked Troy Aikman, forcing a fumble that Rhett Hall returned 32 yds. for a TD

## PERSONAL:

- Brian and his wife, Connie, were high school sweethearts and have known each other since they were 15 years old. They have a son, Brian, Jr. (8/2/96), and a daughter, Brionni (9/23/99)





- Serves as the regional spokesman for the Juvenile Diabetes Foundation
- Has become quite the pitch-man. His clients include print ads for Zinman Furs (with his wife Connie) and Auntie Ann's Pretzels, and a TV ad for Ventresca's Men's Clothing
- Was hired as the 2004 Eagles defensive insider for FOX-29's "Eagles Gameday Live" pregame show
- Was an all-state selection at Raines HS in Jacksonville, FL (the same school attended by former Eagles WR Harold Carmichael and current Eagles CB Lito Sheppard) and helped lead that team to 30 consecutive wins. In 2003, the school ranked 2nd in the NFL in number of current players. The others were all wide receivers: Lions Shawn Jefferson, Texans Jabar Gaffney and Redskins Rod Gardner
- Also earned all-conference honors in basketball
- Was inducted into the Raines HS Hall of Fame in 2004
- Made a contribution to Raines HS that, among many things, helped refurbish the weight room. The facility was named the Brian Dawkins Training Complex

## NO HOLDS BARRED

In the 2002 offseason, Dawkins began teaming up with NHB (No Holds Barred) ultimate fighting champion, Tim Catalfo (a.k.a. Obake) for his offseason workouts. Three years later, he still finds the unorthodox training methods to be the best way to prepare for battle.

A 44-year-old northern New Jersey native and Syracuse graduate who practices as a chiropractor, Catalfo is the reigning world extreme fighting super heavyweight champion.

Obake has taught Dawkins to lift properly by controlling the weights and "using every muscle fiber" during his intense training. He had always focused his lifting on his upper body, but it was the power and movement that was developed in his legs that has made a difference.

"Obake knows what it takes to be the best," said Dawkins. "My only regret is that I didn't train with him sooner."

Team Obake has currently trained 12 world champions in extreme fighting and works with other pro athletes, including Donovan Darius (Jaguars).

"As soon as we hit the floor to train, it's on," said Obake of his prized pupil. "Brian transforms immediately and puts on his game face."

## IDIOT MAN

During the week, Dawkins walks the Eagles' locker room as a humble, mild-mannered, God-fearing man. But on game day he transforms into one of the most fierce and energetic creatures ever to occupy a secondary. What's the secret?

"My man Peduzzi hooks me up," explains Dawkins. "When he puts that Breathe Right on my nose, I just become the idiot man!"

Chris Peduzzi, one of the Eagles' athletic trainers, prepares that Breathe Right strip before Dawkins even gets to the stadium. He colors the strip with a midnight green marker on one half and a silver paint pen on the other. Although he is not a superstitious man, Dawkins is very particular about the application of the strip as the silver side must be on the left side of his nose.

Once the strip has been applied Dawkins has one more ritual. He drinks his "Idiot Juice," a pinch of Vitamin B-12.

- Has contributed to Forest View Pop Warner in Jacksonville where he started his football career
- Was named the first-team strong safety on Clemson's all-centennial team in 1995
- Joined Wolverine to drop the ceremonial first puck at a Philadelphia Phantoms (AHL) game in 2003. It was just his second hockey game ever
- "Stop, Drop, Roll, Cool and Call," that is the catch phrase of the public service announcement that Dawkins filmed with the Burn Prevention Foundation in 2002. The PSA was a part of a national educational video and Brian is still active with the cause
- An active member of the Eagles Bible study group and a huge fan of gospel music
- Earned his degree in education
- Full name: Brian Patrick Dawkins

## COLLEGE:

A three-year starter at strong safety for Clemson, finished his career with 234 tackles and 11 interceptions. Was an All-ACC and a 2nd-team All-America selection as a senior when his team-high 6 INTs tied him for the conference lead. Also an outstanding special teams player, he made 35 stops on those units.





## INJURY HISTORY:

Suffered a Lis Franc sprain in his foot vs. TB (9/8/03) and missed nine of the next 10 games. In 2000, missed games 4-6 while recovering from an emergency appendectomy (9/19). Broke his hand at Arz. on 12/5/99, but did not miss a game. Sprained his

right ankle vs. Wash. (10/11/98) and subsequently missed the next two games. Suffered a bruised fibula at Jax. (10/12/97) and missed the following week's matchup vs. Arz. Strained his groin at Ind. (12/5/96) and was sidelined for the final two regular season contests, but returned for the playoffs.

## DAWKINS GAME-BY-GAME

### 1996 PHILADELPHIA EAGLES

DATE	OPP.	W/L	P/S	S	A	T	Sac	Hur	INT	Yds	LG	KD	FF	FR	
SEP 1	WASH	W	1/0	0	0	0	0.0	0	0	0	0	0	0	0	
SEP 9	GB	L	1/1	8	3	11	0.0	0	0	0	0	0	0	0	
SEP 15	DET	W	1/1	5	0	5	0.0	0	0	0	0	0	0	0	
SEP 22	ATL	W	1/1	3	1	4	0.0	0	1	30	30	2	0	0	
SEP 30	DAL	L	1/1	4	4	8	1.0	0	0	0	0	1	1	0	
OCT 13	NYG	W	1/1	1	0	1	0.0	0	0	0	0	1	0	0	
OCT 20	MIA	W	1/1	3	5	8	0.0	0	1	11	11	1	0	0	
OCT 27	CAR	W	1/1	5	2	7	0.0	0	0	0	0	0	0	1	
NOV 3	DAL	W	1/1	2	0	2	0.0	0	0	0	0	0	0	0	
NOV 10	BUF	L	1/1	4	1	5	0.0	1	0	0	0	2	0	0	
NOV 17	WASH	L	1/1	6	1	7	0.0	0	0	0	0	0	0	0	
NOV 24	ARZ	L	1/1	5	2	7	0.0	0	0	0	0	1	0	1	
DEC 1	NYG	W	1/1	4	1	5	0.0	0	0	0	0	1	0	0	
DEC 5	IND	L	1/1	3	1	4	0.0	0	0	0	0	0	0	0	
DEC 14	NYI	W	0/0												
DEC 22	ARZ	W	0/0												
TOTALS				14/13	53	21	74	1.0	0	3	41	30	9	1	2

### PLAYOFFS

DEC 29	@ SF	L	1/1	6	0	6	0.0	0	0	0	0	0	0	0
--------	------	---	-----	---	---	---	-----	---	---	---	---	---	---	---

### 1997

DATE	OPP.	W/L	P/S	S	A	T	Sac	Hur	INT	Yds	LG	KD	FF	FR	
AUG 31	NYG	L	1/1	2	0	2	0.0	0	0	0	0	1	0	0	
SEP 7	GB	W	1/1	4	3	7	0.0	0	0	0	0	0	0	0	
SEP 15	DAL	L	1/1	4	0	4	0.0	0	0	0	0	0	0	0	
SEP 28	MIN	L	1/1	7	0	7	0.0	0	0	0	0	0	0	0	
OCT 5	WASH	W	1/1	3	2	5	0.0	0	0	0	0	0	0	0	
OCT 12	JAX	L	1/1	3	1	4	0.0	0	0	0	0	1	0	0	
OCT 19	ARZ	W	0/0												
OCT 26	DAL	W	1/1	2	1	3	0.0	0	0	0	0	1	0	0	
NOV 2	ARZ	L	1/1	5	1	6	0.0	0	1	0	0	2	0	0	
NOV 10	SF	L	1/1	2	2	4	0.0	0	0	0	0	2	0	0	
NOV 16	BALT	T	1/1	5	1	6	0.0	0	0	0	0	0	0	0	
NOV 23	PIT	W	1/1	5	0	5	0.0	0	0	0	0	0	0	0	
NOV 30	CIN	W	1/1	3	1	4	0.0	0	0	0	0	2	0	0	
DEC 7	NYG	L	1/1	8	0	8	0.0	0	1	64	64	1	0	0	
DEC 14	ATL	L	1/1	5	0	5	0.0	0	0	0	0	0	0	0	
DEC 21	WASH	L	1/1	4	1	5	0.0	0	1	12	12	1	0	0	
TOTALS				15/15	62	13	75	0.0	0	3	76	64	11	0	0

### 1998

DATE	OPP.	W/L	P/S	S	A	T	Sac	Hur	INT	Yds	LG	KD	FF	FR	
SEP 6	SEA	L	1/1	3	3	6	0.0	0	0	0	0	0	0	0	
SEP 13	ATL	L	1/1	1	4	5	0.0	0	0	0	0	0	0	0	
SEP 20	ARZ	L	1/1	3	0	3	0.0	0	0	0	0	2	0	0	
SEP 27	KC	L	1/1	7	1	8	0.0	0	0	0	0	0	1	0	
OCT 4	DEN	L	1/1	7	5	12	0.0	0	0	0	0	1	0	0	
OCT 11	WASH	W	1/1	4	2	6	0.0	0	1	9	9	0	0	1	
OCT 18	SD	L	0/0												
NOV 2	DAL	L	0/0												
NOV 8	DET	W	1/1	6	1	7	1.0	0	0	0	0	0	0	0	
NOV 15	WASH	L	1/1	5	1	6	0.0	0	0	0	0	0	0	0	
NOV 22	NYG	L	1/1	2	2	4	0.0	0	1	30	30	0	0	0	
NOV 29	GB	L	1/1	4	1	5	0.0	0	0	0	0	0	0	0	
DEC 3	STL	W	1/1	7	1	8	0.0	1	0	0	0	0	0	0	
DEC 13	ARZ	L	1/1	11	4	15	0.0	0	0	0	0	2	1	0	
DEC 20	DAL	L	1/1	2	0	2	0.0	0	0	0	0	1	0	0	
DEC 27	NYG	L	1/1	4	1	5	0.0	0	0	0	0	1	0	0	
TOTALS				14/14	66	26	92	1.0	2	2	39	30	7	2	1

### 1999

DATE	OPP.	W/L	P/S	S	A	T	Sac	Hur	INT	Yds	LG	KD	FF	FR
Sep 12	ARZ	L	1/1	5	4	0	4	0.0	1	1	23	23	0	0
Sep 19	TB	L	1/1	5	1	6	0.0	1	1	37	37	0	0	0
Sep 26	BUF	L	1/1	9	2	11	0.0	0	1	0	0	0	1	0
Oct 3	NYG	L	1/1	7	3	10	0.0	1	0	0	0	1	2	0
Oct 10	DAL	W	1/1	6	0	6	0.0	1	0	0	0	1	0	0
Oct 17	CHI	W	1/1	5	2	7	0.0	0	0	0	0	1	0	0
Oct 24	MIA	L	1/1	4	5	9	0.0	1	1	67	67	3	0	1
Oct 31	NYG	L	1/1	6	1	7	0.5	1	0	0	0	0	0	0
Nov 7	CAR	L	1/1	7	3	10	0.0	0	0	0	0	0	0	0
Nov 14	WASH	W	1/1	6	1	7	0.0	0	0	0	0	3	1	0
Nov 21	IND	L	1/1	2	1	3	0.0	0	0	0	0	1	0	0
Nov 28	WASH	L	1/1	2	2	4	0.0	1	0	0	0	1	0	0
Dec 5	ARZ	L	1/1	1	1	2	0.0	2	0	0	0	1	1	0
Dec 12	DAL	L	1/1	4	1	5	0.0	3	0	0	0	0	0	0
Dec 19	NE	W	1/1	2	2	4	1.0	3	0	0	0	4	1	1
Jan 2	STL	W	1/1	7	1	8	0.0	2	0	0	0	3	0	0

### 2000

DATE	OPP.	W/L	P/S	S	A	T	Sac	Hur	INT	Yds	LG	KD	FF	FR	
SEP 3	@ DAL	W	1/1	4	1	5	0.0	1	0	0	0	1	0	0	
SEP 10	NYG	L	1/1	6	2	8	0.0	0	0	0	0	0	0	0	
SEP 17	@ GB	L	1/1	4	5	9	0.0	0	1	0	0	2	0	0	
SEP 24	@ NO	W	0/0												
OCT 1	ATL	W	0/0												
OCT 8	WASH	L	0/0												
OCT 15	@ ARZ	W	1/1	1	1	2	0.0	1	0	0	0	0	0	0	
OCT 22	@ CHI	W	1/1	2	6	8	0.0	0	1	30	30	2	0	0	
OCT 29	@ NYG	L	1/1	4	2	6	0.0	1	0	0	0	0	0	0	
NOV 5	DAL	W	1/1	5	2	7	0.0	0	0	0	0	0	0	0	
NOV 12	@ PIT	W	1/1	6	2	8	0.0	2	1	0	0	1	0	0	
NOV 19	ARZ	W	1/1	4	3	7	2.0	1	0	0	0	0	0	0	
NOV 26	@ WASH	W	1/1	3	5	8	0.0	3	0	0	0	0	0	1	
DEC 3	TEN	L	1/1	6	5	11	0.0	4	0	0	0	3	0	0	
DEC 10	@ CLE	W	1/1	5	1	6	0.0	1	1	32	32	1	0	0	
DEC 24	CIN	W	1/1	7	2	9	0.0	0	0	0	0	0	0	0	
TOTALS				13/13	57	37	94	2.0	14	4	62	32	10	0	1

### PLAYOFFS

PLAYOFFS														
DEC 31	TB	W	1/1	1	1	2	0.0	0	0	0	0	0	0	0
JAN 7	@ NYG	L	1/1	2	1	3	0.0	0	0	0	0	0	0	0
TOTALS				2/2	3	2	5	0.0	0	0	0	0	0	0

### 2001

DATE	OPP.	W/L	P/S	S	A	T	Sac	Hur	INT	Yds	LG	KD	FF	FR
SEP 9	STL	L	1/1	9	4	13	0.0	0	0	0	0	1	0	0
SEP 23	SEA	W	1/1	6	3	9	1.0	2	0	0	0	1	0	0
SEP 30	DAL	W	1/1	2	2	4	0.5	5	0	0	0	3	0	0
OCT 7	ARZ	L	1/1	3	1	4	0.0	4	0	0	0	1	0	0
OCT 22	NYG	W	1/1	4	2	6	0.0	0	0	0	0	0	0	0
OCT 28	OAK	L	1/1	2	1	3	0.0	0	0	0	0	1	0	0
NOV 4	ARZ	W	1/1	3	8	11	0.0	2	0	0	0	1	0	0
NOV 11	MIN	W	1/1	1	3	4	0.0	0	0	0	0	1	0	1
NOV 18	DAL	W	1/1	3	6	9	0.0	0	0	0	0	0	0	0
NOV 25	WASH	L	1/1	3	5	8	0.0	2	0	0	0	0	0	0
NOV 29	KC	W	1/1	1	2	3	0.0	1	0	0	0	1	0	0
DEC 9	SD	W	1/1	4	4	8	0.0	2	0	0	0	1	2	1
DEC 16	WASH	W	1/1	7	5	12	0.0	1	2	15	15	0	0	0
DEC 22	SF	L	1/1	1	3	4	0.0	0	0	0	0	0	0	0
DEC 30	NYG	W	1/1	6	2	8	0.0	1	0	0	0	0	0	0
JAN 6	TB	W	0/0											
INACTIVE														

### PLAYOFFS

JAN 12	TB	W	1/1
--------	----	---	-----



## DAWKINS GAME-BY-GAME

2002	DATE	OPP.	W/L	P/S	S	A	T	Sac	Hur	INT	Yds	LG	KD	FF	FR
SEP 8	@ TEN	L	1/1		6	2	8	0.0	0	0	0	0	0	1	0
SEP 16	@ WAS	W	1/1		2	4	6	1.0	1	1	0	0	1	0	0
SEP 22	DAL	W	1/1		8	0	8	0.0	2	0	0	0	0	1	1
SEP 29	HOU	W	1/1		5	2	7	1.0	1	1	27	27	0	0	1
OCT 6	@ JAX	L	1/1		7	4	11	0.0	0	0	0	0	0	0	0
OCT 20	TB	W	1/1		6	5	11	0.0	0	0	0	0	1	1	0
OCT 28	NYG	W	1/1		2	3	5	0.0	1	0	0	0	0	0	0
NOV 3	@ CHI	W	1/1		4	4	8	0.0	0	0	0	0	1	0	0
NOV 10	IND	L	1/1		5	3	8	0.0	1	0	0	0	0	0	1
NOV 17	ARZ	W	1/1		3	3	6	0.0	0	0	0	0	0	0	0
NOV 25	@ SF	W	1/1		6	5	11	0.0	2	0	0	0	1	0	0
DEC 1	STL	W	1/1		9	3	12	0.0	0	0	0	0	1	1	0
DEC 8	@ SEA	W	1/1		2	3	5	0.0	1	0	0	0	1	0	0
DEC 15	WAS	W	1/1		3	2	5	0.0	0	0	0	0	1	1	0
DEC 21	@ DAL	W	1/1		3	3	6	1.0	1	0	0	0	1	1	0
DEC 28	@ NYG	L	1/1		7	7	14	0.0	0	0	0	0	1	1	0
TOTALS					16/16	78	53	13.1	3.0	10	2	27	27	9	7
PLAYOFFS															
JAN 11	ATL	W	1/1		3	1	4	0.0	0	1	21	21	1	0	0
JAN 19	TB	L	1/1		3	3	6	0.0	0	0	0	0	0	0	0
TOTALS					2/2	6	4	10	0.0	1	21	21	1	0	0

2003	DATE	OPP.	W/L	P/S	S	A	T	Sac	Hur	INT	Yds	LG	KD	FF	FR
SEP 8	TB	L	1/1		7	4	11	0.0	0	0	0	0	0	0	0
SEP 14	NE	L	0/0												
SEP 28	@ BUF	W	0/0												
OCT 5	WAS	W	0/0												
OCT 12	@ DAL	L	0/0												
OCT 19	@ NYG	W	0/0												
OCT 26	NYJ	W	0/0												
NOV 2	@ ATL	W	0/0												
NOV 10	GB	W	0/0												
NOV 16	NYG	W	1/1		4	3	7	0.0	2	0	0	0	2	1	0
NOV 23	NO	W	0/0												
NOV 30	@ CAR	W	1/1		3	2	5	0.0	0	0	0	0	0	0	0
DEC 7	DAL	W	1/1		5	0	5	0.0	0	0	0	0	0	0	1
DEC 15	@ Mia	W	1/1		3	5	8	0.5	0	1	0	0	2	0	0
DEC 21	SF	L	1/1		3	3	6	0.0	0	0	0	0	0	1	0
DEC 27	@ WAS	W	1/1		7	2	9	0.0	0	0	0	0	0	0	0
TOTALS					7/7	32	19	5.1	0.5	2	1	0	0	5	2
PLAYOFFS															
JAN 11	GB	W	1/1		8	0	8	0.0	0	1	35	35	1	0	0
JAN 18	CAR	L	1/1		1	0	0	0.0	0	0	0	0	0	0	0
TOTALS					2/2	8	0	8	0.0	1	35	35	1	0	0

## BRIAN DAWKINS' CAREER STATISTICS

YEAR	TEAM	GP/GS	TACKLES			QUARTERBACK		PASSES DEFENDED					FF FR STT		
			SOLO	AST	TOT	SACKS	HUR	INT	Yds	LG	KD				
1996	PHIL.	14/13	53	21	74	1.0	0	3	41	30	9	1	2	18	
1997	PHIL.	15/15	62	13	75	0.0	0	3	76	64T	11	0	0	12	
1998	PHIL.	14/14	66	26	92	1.0	2	2	39	30	7	2	1	3	
1999	PHIL.	16/16	77	26	103	1.5	17	4	127	67T	19	6	2	0	
2000	PHIL.	13/13	57	37	94	2.0	14	4	62	32	10	0	1	2	
2001	PHIL.	15/15	55	51	106	1.5	20	2	15	15	11	2	2	0	
2002	PHIL.	16/16	78	53	131	3.0	10	2	27	27	9	7	3	0	
2003	PHIL.	7/7	32	19	51	0.5	2	1	0	0	5	2	0	0	
TOTALS		110/109	480	246	726	10.5	65	21	387	67T	81	20	11	0	

PLAYOFFS															
1996	PHIL.	1/1	6	0	6	0.0	0	0	0	0	0	0	0	0	
2000	PHIL.	2/2	3	2	5	0.0	0	0	0	0	0	0	0	0	
2001	PHIL.	3/3	12	1	13	0.0	0	1	0	0	3	0	0	0	
2002	PHIL.	2/2	6	4	10	0.0	0	1	21	21	1	0	0	0	
2003	PHIL.	2/2	8	0	8	0.0	0	1	35	35	1	0	0	0	
TOTALS		10/10	35	7	42	0.0	0	3	56	35	5	0	0	0	

### ADDITIONAL CAREER STATISTICS

RECEIVING: 1-57-1TD vs. Hou. 9/29/02


TOUCHDOWNS: vs. NYG 12/7/97 (64-yd. INT return - QB Danny Kanell), at Mia. 10/24/99 (67-yd. INT return - QB Damon Huard), vs. SD 12/9/01 (49-yd. fumble return), vs. Hou. 9/29/02 (57-yd. reception from Brian Mitchell on a fake punt)

CAREER HIGHS: TACKLES - Total 15 vs. Arz. 12/13/98, Solo 11 vs. Arz. 12/13/98; INTS - 2 at Was. 12/16/01, Long 67 yds. for a TD at Mia. (QB Damon Huard) 10/24/99; SACKS - 2 vs. Arz. 11/19/00

MILESTONES: First start: at GB 9/9/96, First INT: at Atl. 9/22/96 (QB Bobby Hebert), First sack: vs. Dal. 9/30/96 (QB Troy Aikman), 100th game: at Sea. 12/8/02.







**Koy Detmer**  
**Position:** Quarterback  
**Height, Weight:** 6-1, 195  
**Born:** 7/5/73 in San Antonio, TX  
**College:** Colorado  
**High School:** Mission, San Antonio, TX  
**NFL Experience:** 8th (8th as an Eagle)  
**Acquired by Eagles:** 07a-97 (207th selection overall)

The son of a renowned Texas high school football coach, Detmer brings a special element to the Eagles equation. With a unique sense of humor, toughness, and his unassuming athletic ability, Koy is a perennial locker room favorite. A 7th round draft choice in 1997, he earned his role as the Eagles backup QB in an unorthodox manner. He went from the Injured Reserve list as a rookie, to being a five-game starter in 1998 and then back to the 3rd quarterback role in 1999, before taking over his current job in 2000. Detmer is an important component of the special teams as the holder on all FGs and PATs. He signed a four-year contract on 2/26/03.

#### **BIRDSEED:**

- Trained actor Ryan Kwanten, the star of "American Brown," a movie produced by Christina Lurie, the wife of Eagles owner Jeffrey Lurie. The movie was about a West Texas QB and his relationship with a priest in New York. Kwanten spent a few days at a football camp run by Koy's father, Sonny. Koy taught Kwanten, who had never thrown a football before the movie, the proper mechanics of throwing

- Travels to road games with the clothes on his back, his playbook and a toothbrush. In fact, goes to Target each summer to get a new travel ensemble that he wears on each trip. Koy bragged, "I can get an entire outfit for under 100 bucks."
- Is the younger brother of former Eagle and current Falcons QB Ty Detmer. Joined Ty in becoming the 1st pair of brothers to each start an NFL game at QB

#### **CAREER HIGHLIGHTS:**

- In 2003, appeared in 3 regular season games as well as the NFC Championship game on offense
- In his first start since 1999, led the Eagles to an emotional Monday Night Football win at SF (11/25/02), in place of McNabb (ankle). After throwing for 2 TDs and rushing for another score, he left during the 3rd qtr. with a gruesome injury. As he tried to brace himself from a hit after releasing a pass attempt, his left arm was jolted into the turf and the elbow was dislocated. Earned "Horse Trailer" POG honors from ABC for his efforts
- Converted a perfect option pitch to K David Akers on a fake FG attempt vs. Dal. (9/22/02) that resulted in a 10-yard gain and a first down
- Executed a perfect behind-the-back, no-look lateral to Akers who galloped 15 yards for a 1st down on a fake FG at Arz. (10/15/00)
- In his only playing time of the 1999 season led the Eagles to a 24-9 victory vs. NE (12/19) as he fired 3 TD passes, including a 50 ydr. to Torrance Small
- Began the 1998 season as the 3rd QB behind Bobby Hoyer and Rodney Peete. When both suffered injuries, Detmer landed his first career starting role at GB (11/29). He then went on to start the final four games of the season, including the season finale at Dal. (12/20) when he posted career highs in atts. (43), completions (24), and yards (231)

#### **PERSONAL:**

- He and his wife, Katie, a former University of Colorado skier, have two sons, Koy, Jr. (3/1/96) and Koal (1/30/03), and a daughter Katie (11/17/00). The family resides in San Antonio, TX
- Helped coach little Koy's baseball team in the 2004 offseason as an assistant coach
- Detmer, along with other Eagle players, were instructors at NFL 101, a workshop designed especially for women to teach them the ins and outs of football. Detmer and teammate Dirk Johnson did their part by educating the class on the finer points of special teams





- For Halloween dressed as a mariachi musician in 2002 and a Musketeer in 2001 and visited the Children's Hospital of Philadelphia with his teammates
- Was an all-state QB in a pro-style passing offense at Mission (TX) HS, where he was coached by his father, Sonny. Finished his career with a state-record 8,221 passing yards and 82 TDs
- Also lettered in basketball and golf
- Is the Eagles ace golfer. His handicap is currently an 8. His favorite course is The Quarry in San Antonio, TX. In Philadelphia he likes to play at Laurel Creek Country Club in Mt Laurel, NJ
- When asked who would comprise his ultimate foursome besides himself, he listed Bill Murray, Tiger Woods, and former teammate Steve Everitt
- List of favorites: Okie From Muskogee (song), Aquaman (super hero), and science (subject in school)
- Boyhood heroes include Roger Staubach and Tom Landry
- Earned his degree in communications
- Full name: Koy Dennis Detmer. Was named after Ernie Koy, Sr. and Jr., both legendary football players in the state of Texas

## COLLEGE:

One of the most prolific passers in Colorado history, set the school record for most touchdown passes with 40. By throwing for 3,156 yds. and 22 TDs in 1996, became the first QB in Buffaloes history to throw for over 3,000 yards in a season. Capped his career with a 45-25-371-0-3TD passing effort in a 33-21 win over Washington in the Holiday Bowl. Earned first-team All-Big 12 Conference honors and was a finalist for the Johnny Unitas Golden Arm Award given to the nation's top senior passer. Amassed career passing totals of 594 atts., 350 comps., 5,390 yds., 25 INTs, and 40 TDs.

## INJURY HISTORY:

Dislocated his left elbow at SF (11/25/02) and was inactive for two games. Injured his right knee on 8/19/97 and spent the rest of his rookie season on the Injured Reserve list. He had previously undergone season-ending surgery to the same knee in '95 while at the Univ. of Colorado.

## KOY DETMER'S CAREER STATISTICS

YEAR	TEAM	GP/GS	PASSING										RUSHING				
			ATT	CMP	PCT	Yds	LG	TD	INT	SACK	RAT.	No	Yds	AVG	LG	TD	
1997	PHIL.	0/0	INJURED RESERVE - KNEE														
1998	PHIL.	8/5	181	97	53.6	1011	61T	5	5	5/29	67.7	7	20	2.9	8	0	
1999	PHIL.	1/1	29	10	34.5	181	50T	3	2	0/0	62.6	2	-2	-1.0	-1	0	
2000	PHIL.	16/0	1	0	0.0	0	0	0	1	0/0	0.0	1	8	8.0	8	0	
2001	PHIL.	16/0	14	5	35.7	51	16	0	1	1/9	17.3	8	6	0.8	14	0	
2002	PHIL.	14/1	28	19	67.9	224	37	2	0	1/8	115.8	2	4	2.0	3	1	
2003	PHIL.	16/0	5	3	60.0	32	15	0	0	0/0	78.8	0	0	0.0	0	0	
TOTALS		71/7	258	124	52.0	1499	61T	10	9	7/46	68.0	20	36	1.8	14	1	
PLAYOFFS																	
2000	PHIL.	2/0	0	0	0.0	0	0	0	0	0/0	0.0	0	0	0.0	0	0	
2001	PHIL.	3/0	0	0	0.0	0	0	0	0	0/0	0.0	0	0	0.0	0	0	
2002	PHIL.	2/0	0	0	0.0	0	0	0	0	0/0	0.0	0	0	0.0	0	0	
2003	PHIL.	2/0	14	7	50.0	88	27	0	1	1/8	40.2	0	0	0.0	0	0	
TOTALS		9/0	14	7	50.0	88	27	0	1	1/8	40.2	0	0	0.0	0	0	

**CAREER HIGHS:** PASSING - Atts. 43 at Dal. 12/20/98, Cmps. 24 at Dal. 12/20/98, Yds. 231 at Dal. 12/20/98, TDs 3 vs. NE 12/29/99, Long 61-yd. TD to Irving Fryar vs. STL 12/3/98, Comp. Pct. (min. 10 att.) 69.2% at SF 11/25/02; RUSHING - Atts. 2 (6 times) last at TB 1/6/02, Yds. 13 at TB 1/6/02, Long 14 at TB 1/6/02  
**MILESTONES:** First NFL game and completion: at Den. 10/4/98, First start and TD pass: at GB 11/29/98 (WR Jeff Graham), First rushing TD: at SF 11/25/02 (1-yd. run).





## DETMER GAME-BY-GAME

THE FOLLOWING STATISTICS REFLECT ONLY GAMES THAT DETMER PLAYED ON OFFENSE.

### 1997 PHILADELPHIA EAGLES

SPENT THE ENTIRE SEASON ON THE INJURED RESERVE LIST AFTER INJURING HIS RIGHT KNEE DURING TRAINING CAMP ON 8/19/97

1998 DATE		OPP.	W/L	GP/GS	PASSING							RAT.	RUSHING				TOTAL		
					ATT.	CMP.	PCT.	YDS.	TD	INT	LG		SACK/YDS	ATT.	YDS.	AVG.	LG	TD	NET YDS.
OCT 4	@	DEN	L	1/0	9	3	33.3	36	0	0	33	0/0	46.5	0	0	0.0	0	36	22.9
NOV 8		DET	W	1/0	0	0	0.0	0	0	0	0	0/0	---	0	0	0.0	0	0	0.0
NOV 15	@	WAS	L	1/0	5	2	40.0	20	0	1	12	1/1	12.5	0	0	0.0	0	19	8.8
NOV 29	@	GB	L	1/1	36	22	61.1	185	2	0	29	2/18	92.9	1	6	6.0	6	173	74.6
DEC 3		StL	W	1/1	33	17	51.5	169	2	1	61	0/0	73.9	1	-1	-1.0	-1	168	56.2
DEC 13		ARZ	L	1/1	28	16	57.1	219	1	1	45	0/0	79.3	2	3	1.5	4	222	60.5
DEC 20	@	DAL	L	1/1	43	24	55.8	231	0	1	42	0/0	61.3	2	8	4.0	8	239	67.1
DEC 27		NYG	L	1/1	27	13	48.1	151	0	1	37	2/10	50.1	1	4	4.0	4	145	54.9
TOTALS				8/5	181	97	53.6	1011	5	5	61	5/29	67.7	7	20	2.9	8	1002	46.0

1999 DATE	OPP.	W/L	GP/GS	PASSING										RUSHING					TOTAL Net Yds.	Pct. Offense
				ATT.	COMP.	PCT.	YDS.	TD	INT	LG	SACK/YDS	RAT.	ATT.	YDS.	AVG.	LG	TD			
Dec 19	NE	W	1/1	29	10	34.5	181	3	2	50T	0/0	62.6	2	-2	-1.0	-1	0	179	60.7	

2000 DATE		OPP.	W/L	GP/GS	PASSING								RAT.	RUSHING				TOTAL Net Yds.	Pct. Offense
					Att.	Cmp.	Pct.	Yds.	TD	INT	LG	Sack/Yds		Att.	Yds.	Avg.	LG		
SEP 3	@	DAL	W	1/0	1	0	0.0	0	0	1	0	0/0	0.0	0	0	0.0	0	0	0.0
OCT 15	@	ARZ	W	1/0	0	0	0.0	0	0	0	0	0/0	0.0	0	0	0.0	0	0	0.0
JAN 7	@	NYG	L	1/0	0	0	0.0	0	0	0	0	0/0	0.0	0	0	0.0	0	0	0.0
OCT 22		CHI	W	1/0	0	0	0.0	0	0	0	0	0/0	---	1	8	8.0	8	8	2.7
TOTALS				16/0	1	0	0.0	0	0	1	0	0/0	0.0	1	8	8.0	8	8	0.7

2001 DATE	OPP.	W/L	GP/GS	PASSING								RAT.	RUSHING				TOTAL Net Yds.	PCT. OFFENSE	
				ATT.	CMp.	PCT.	Yds.	TD	INT	LG	Sack/Yds		ATT.	Yds.	AvG..	LG			TD
SEP 30	DAL	W	1/0	0	0	0.0	0	0	0	0	0/0	---	1	-1	-1.0	-1	0	-1	-0.4
NOV 11	Min	W	1/0	0	0	0.0	0	0	0	0	0/0	---	2	-3	-1.5	-1	0	-3	-0.6
NOV 18 @	DAL	W	1/0	0	0	0.0	0	0	0	0	0/0	---	2	-2	-1.0	-1	0	-2	-0.9
DEC 9	SD	W	1/0	0	0	0.0	0	0	0	0	0/0	---	1	-1	-1.0	-1	0	-1	-0.4
JAN 6 @	TB	W	1/0	14	5	35.7	51	0	1	16	1/9	17.3	2	13	6.5	14	0	55	18.6
TOTALS			16/0	14	5	35.7	51	0	1	16	1/9	17.3	8	6	0.8	14	0	48	3.1

2002 DATE	OPP.	W/L	GP/GS	PASSING								RAT.	RUSHING				TOTAL		
				ATT.	COMP.	PCT.	YDS.	TD	INT	LG	SACK/YDS		ATT.	YDS.	AVG.	LG	TD	NET YDS.	PCT. OFFENSE
SEP 22	DAL	W	1/0	2	1	50.0	-3	0	0	-3	0/0	56.3	1	3	3.0	3	0	0	0.0
NOV 17	ARZ	W	1/0	0	0	0.0	0	0	0	0	0/0	0.0	0	0	0.0	0	0	0	0.0
NOV 25 @	SF	W	1/1	26	18	69.2	227	2	0	37	1/8	121.8	1	1	1.0	1	1	220	64.1
TOTALS			14/1	28	19	67.9	224	2	0	37	1/8	115.8	2	4	2.0	3	1	220	17.6

2003 DATE	OPP.	W/L	GP/GS	PASSING								RAT.	RUSHING				TOTAL	
				Att.	Cmp.	Pct.	Yds.	TD	INT	LG	Sack/Yds		Att.	Yds.	Avg.	LG	TD	Net Yds.
SEP 8	TB	L	1/0	1	0	0.0	0	0	0	0	0/0	39.6	0	0	0.0	0	0	0
SEP 14	NE	L	1/0	2	2	100	25	0	0	15	0/0	118.8	0	0	0.0	0	25	9.3
DEC 27 @	WAS	W	1/0	2	1	50.0	7	0	0	7	0/0	58.3	0	0	0.0	0	7	2.1
TOTALS			16/0	5	3	60.0	32	0	0	15	0/0	78.8	0	0	0.0	0	32	3.8
PLAYOFFS																		
JAN. 18	CAR	L	1/0	14	7	50.0	88	0	1	27	1/8	40.2	0	0	0.0	0	80	27.7

### PLAYOFFS

JAN 18	CAR	L	1/0	14	7	50.0	88	0	1	27	1/8	40.2	0	0	0.0	0	80	27.7
--------	-----	---	-----	----	---	------	----	---	---	----	-----	------	---	---	-----	---	----	------







**Kori Dickerson** 86

**Position:** Tight End

**Height, Weight:** 6-4, 250

**Born:** 12/6/78 in Los Angeles, CA

**College:** Southern California

**High School:** Washington, Los Angeles, CA

**NFL Experience:** 1st (2nd as an Eagle)

**Acquired by Eagles:** Signed as a rookie free agent in 2002

**Originally joined NFL:** Same as above

Originally signed by the Eagles as a rookie free agent in 2002, Dickerson has spent parts of the last two seasons on the team's 53-man roster and on the practice squad. An athletic tight end who started his college career as a defensive end and linebacker, Dickerson made the most of his opportunities during the 2003 preseason, hauling in 2 touchdown passes.

#### CAREER HIGHLIGHTS:

- After spending 14 games on the practice squad, was promoted to the active roster on 12/20/03 and saw action in two regular season games and one postseason contest
- Re-signed with the Eagles on 1/30/03 and was later allocated to the Frankfurt Galaxy of the NFL Europe where he appeared in World Bowl XI.

- Signed with the Eagles as an undrafted rookie free agent in 2002 only to be released on 8/24. Was later signed to the Eagles practice squad on 12/24 for the remainder of the postseason

#### PERSONAL:

- Single and resides in Philadelphia and Los Angeles
- Was raised by his grandmother, Edith Sibley, who passed away from diabetes in the 2004 offseason. Kori was extremely close with her and plans on becoming involved in the fight against diabetes
- Has two daughters, Ajia (7/20/96) and Angel (12/1/99)
- Acting was very accessible to him growing up in L.A. Has a producer friend in Hollywood and wants to get into acting someday
- Is very culturally and politically aware. Earned a degree in international politics from USC, where he took many global affairs courses in pursuit of classes with multi-sided perspectives
- Speaks Spanish on a functional level. Was able to hold conversations in Barcelona when playing in NFL Europe
- Lettered in football and track at Washington HS in Los Angeles, CA
- Full name: Kori Markese Dickerson

#### COLLEGE:

As a senior, made a successful transition from LB, where he spent his junior season, to TE and went on to start all 12 games for Southern Cal. He caught 25 passes for 334 yards and 2 TDs in 2001 for the Trojans. Prior to his junior season played DE for two years. Excelled on special teams and was also a high jumper on the Trojans track team where he posted a career-high 6-foot, 93/4-inches.

#### KORI DICKERSON'S CAREER STATISTICS

YEAR	TEAM	GP/GS	REC.	YARDS	AVG.	LG	TD
2003	PHIL.	2/0	0	0	0.0	0	0

#### PLAYOFFS


2003	PHIL.	1/0	0	0	0.0	0	0
------	-------	-----	---	---	-----	---	---

#### ADDITIONAL CAREER STATISTICS

**SPECIAL TEAMS TACKLES:** 2003 (3) **TOTAL:** (3)  
**MILESTONES:** First game: vs. SF 12/21/03.







**Position:** Linebacker

**Height, Weight:** 6-3, 247

**Born:** 11/20/77 in Provo, UT

**College:** BYU

**High School:** Shelton, Shelton, WA

**NFL Experience:** 3rd (3rd as an Eagle)

**Acquired by Eagles:** Signed as a rookie free agent in 2002

**Originally joined NFL:** Same as above

A highly productive player during his college career at BYU, Justin Ena was disappointed his name was not announced as one of the 261 players selected in the 2002 draft. He quickly turned that disappointment into determination, soaking in advice from fellow BYU alum and Pro Bowl TE Chad Lewis, who, like Ena, was a 25-year-old rookie with high aspirations. Ena became one of two undrafted rookies who earned a spot on the Eagles opening day roster (Artis Hicks was the other). Ena has since been a very productive player on special teams (34 tackles in 29 overall games).

#### **BIRDSEED:**

- Comes from a family of football players - uncle Tali (Washington State), brothers Packy (Oregon State) and Tali (currently at New Mexico)

- As the son of a principal, Ena and his family moved around a number on times during his youth. His most interesting stops came at the Collville Indian Reservation and at the Arrow Lake Preservation, home to a Nez Perce Indian community, on the Canadian border in Northeastern Washington. Peato, his father, was the principal of that school (kindergarten through 12th grade) while Justin was in 8th through 10th grade. With just 78 students in the senior high portion of the school, Justin was only able to play 8-man football in his freshman and sophomore years. "I loved being in such a small community. It was comfortable. I'm a quiet guy and it suited me well."

#### **CAREER HIGHLIGHTS:**

- A staple on the Eagles special teams, tied for 3rd on those units in tackles (22) and 4th in production points (168) in 2003
- Had a critical block to help spring Brian Westbrook on an 84-yd. punt return at NYG (10/19/03)

#### **PERSONAL:**

- He and his wife, Dana, have a son, Justice (2/19/02), and reside in Spanish Fork, UT
- Attended Shelton (WA) HS where he also lettered in basketball and baseball
- Graduated with a degree in history
- Would be teaching if not playing football
- Has a dream of flying planes one day. Growing up he wanted to be an Air Force pilot
- Enjoys hunting, fishing, and camping, but his favorite thing to do is hiking in the mountains by himself
- Full name: Justin Peato Ena

#### **COLLEGE:**

A three-year starter at BYU, he moved from strong-side linebacker to the inside as a junior after All-American Rob Morris was drafted in the first round by Indianapolis in 2000. Became the 5th player in school history to lead the team in tackles for two consecutive seasons (107 as a junior and 101 as a senior). Earned All-Mountain West first-team honors in 2000 and 2001, and 2nd team honors in 1999. In 48 career games, amassed 279 tackles, including 29 for a loss and 4 sacks. Added 2 INTs, 6 FFs and 4 FRs.





## JUSTIN ENA'S CAREER STATISTICS

			TACKLES			QUARTERBACK		PASSES DEFENDED							
YEAR	TEAM	GP/GS	SOLO	AST	TOT	SACKS	HUR	INT	Yds	LG	KD	FF	FR	STT	
2002	PHIL.	9/0	1	0	1	0.0	0	0	0	0	0	0	0	9	
2003	PHIL.	16/0	0	0	0	0.0	0	0	0	0	0	0	0	22	
TOTALS		25/0	1	0	1	0.0	0	0	0	0	0	0	0	31	

### PLAYOFFS

2002	PHIL.	2/0	0	0	0	0.0	0	0	0	0	0	0	0	0	2
2003	PHIL.	2/0	0	0	0	0.0	0	0	0	0	0	0	0	0	1
<b>TOTALS</b>		<b>4/0</b>	<b>0</b>	<b>0</b>	<b>0</b>	<b>0.0</b>	<b>0</b>	<b>0</b>	<b>0</b>	<b>0</b>	<b>0</b>	<b>0</b>	<b>0</b>	<b>0</b>	<b>3</b>

CAREER HIGHS: TACKLES - Total 1 vs. Ind. 11/10/02, Solo 1 vs. Ind. 11/10/02

MILESTONES: First game: at Ten. 9/8/02.

## ENA GAME-BY-GAME

### 2002 PHILADELPHIA EAGLES

DATE	OPP.	W/L	P/S	S	A	T	Sac	Hur	Int	Yds	Lg	KD	FF	FR
SEP 8	@ TEN	L	1/0	0	0	0	0.0	0	0	0	0	0	0	0
SEP 16	@ WAS	W	0/0				INACTIVE							
SEP 22	DAL	W	0/0				INACTIVE							
SEP 29	HOU	W	0/0				INACTIVE							
OCT 6	@ JAX	L	0/0				INACTIVE							
OCT 20	TB	W	1/0	0	0	0	0.0	0	0	0	0	0	0	0
OCT 28	NYG	W	0/0				INACTIVE							
NOV 3	@ CHI	W	1/0	0	0	0	0.0	0	0	0	0	0	0	0
NOV 10	IND	L	1/0	1	0	1	0.0	0	0	0	0	0	0	0
NOV 17	ARZ	W	1/0	0	0	0	0.0	0	0	0	0	0	0	0
NOV 25	@ SF	W	0/0				INACTIVE							
DEC 1	StL	W	0/0				INACTIVE							
DEC 8	@ SEA	W	1/0	0	0	0	0.0	0	0	0	0	0	0	0
DEC 15	WAS	W	1/0	0	0	0	0.0	0	0	0	0	0	0	0
DEC 21	@ DAL	W	1/0	0	0	0	0.0	0	0	0	0	0	0	0
DEC 28	@ NYG	L	1/0	0	0	0	0.0	0	0	0	0	0	0	0

### TOTALS

<b>2002</b>			<b>9/0</b>	<b>1</b>	<b>0</b>	<b>1</b>	<b>0.0</b>	<b>0</b>	<b>0</b>	<b>0</b>	<b>0</b>	<b>0</b>	<b>0</b>	<b>0</b>
<b>PLAYOFFS</b>														
JAN 11	ATL	W	1/0	0	0	0	0.0	0	0	0	0	0	0	0
JAN 19	TB	L	1/0	0	0	0	0.0	0	0	0	0	0	0	0
<b>TOTALS</b>			<b>2/0</b>	<b>0</b>	<b>0</b>	<b>0</b>	<b>0.0</b>	<b>0</b>	<b>0</b>	<b>0</b>	<b>0</b>	<b>0</b>	<b>0</b>	<b>0</b>

### 2003

DATE	OPP.	W/L	P/S	S	A	T	Sac	Hur	Int	Yds	Lg	KD	FF	FR
SEP 8	TB	L	1/0	0	0	0	0.0	0	0	0	0	0	0	0
SEP 14	NE	L	1/0	0	0	0	0.0	0	0	0	0	0	0	0
SEP 28	@ BUF	W	1/0	0	0	0	0.0	0	0	0	0	0	0	0
OCT 5	WAS	W	1/0	0	0	0	0.0	0	0	0	0	0	0	0
OCT 12	@ DAL	L	1/0	0	0	0	0.0	0	0	0	0	0	0	0
OCT 19	@ NYG	W	1/0	0	0	0	0.0	0	0	0	0	0	0	0
OCT 26	NYJ	W	1/0	0	0	0	0.0	0	0	0	0	0	0	0
NOV 2	@ ATL	W	1/0	0	0	0	0.0	0	0	0	0	0	0	0
NOV 10	@ GB	W	1/0	0	0	0	0.0	0	0	0	0	0	0	0
NOV 16	NYG	W	1/0	0	0	0	0.0	0	0	0	0	0	0	0
NOV 23	NO	W	1/0	0	0	0	0.0	0	0	0	0	0	0	0
NOV 30	@ CAR	W	1/0	0	0	0	0.0	0	0	0	0	0	0	0
DEC 7	DAL	W	1/0	0	0	0	0.0	0	0	0	0	0	0	0
DEC 15	@ Mia	W	1/0	0	0	0	0.0	0	0	0	0	0	0	0
DEC 21	SF	L	1/0	0	0	0	0.0	0	0	0	0	0	0	0
DEC 27	@ WAS	W	1/0	0	0	0	0.0	0	0	0	0	0	0	0

### TOTALS

<b>2003</b>			<b>16/0</b>	<b>0</b>	<b>0</b>	<b>0</b>	<b>0.0</b>	<b>0</b>	<b>0</b>	<b>0</b>	<b>0</b>	<b>0</b>	<b>0</b>	<b>0</b>
<b>PLAYOFFS</b>														
JAN 11	GB	W	1/0	0	0	0	0.0	0	0	0	0	0	0	0
JAN 18	CAR	L	1/0	0	0	0	0.0	0	0	0	0	0	0	0
<b>TOTALS</b>			<b>2/0</b>	<b>0</b>	<b>0</b>	<b>0</b>	<b>0.0</b>	<b>0</b>	<b>0</b>	<b>0</b>	<b>0</b>	<b>0</b>	<b>0</b>	<b>0</b>







**Alonzo Ephraim**

**Position:** Center

**Height, Weight:** 6-4, 312

**Born:** 11/8/81 in Birmingham, AL

**College:** Alabama

**High School:** Wenonah, Wenonah, AL

**NFL Experience:** 2nd (2nd as an Eagle)

**Acquired by Eagles:** Signed as a rookie free agent in 2003

**Originally joined NFL:** Same as above

One of six rookie free agents to make the opening day roster in 2003, Ephraim is a back-up at center and guard, while serving as a tackle-eligible in short yardage situations. With a year under his belt in the Eagles offense, he is looking to make a larger contribution on the field in 2004. Finished 2003 ranked 10th in special teams production points (89).

#### **BIRDSEED:**

- An avid boxer, picked up the sport as a senior in high school. In his amateur career, Ephraim is 2-0 in his fights, which were official bouts lasting 5 rounds
- Made it a point to get involved in the Philadelphia community in the 2004 offseason. Has an immense desire to show youth in the community that someone cares about them. Some of the charities he has worked with include: The Roxborough YMCA, WCAU-TV-NBC 10's "Fitfest," the Atlantic City Men's Disability Awards Banquet and the Arthur Ashe Foundation

#### **TAI KWAN ZO**

In addition to his boxing training, Zo, as he's known to his teammates, trained with a fitness and body-building expert this past offseason using Tai Kwan Do to improve his balance and lower body strength. Plans to learn Mu Shu, a martial arts form that teaches short range explosiveness.

#### **CAREER HIGHLIGHTS:**

- Appeared in all 16 regular season and both postseason games on the field goal and kick return units and as the Eagles backup center in 2003. He appeared on offense in short-yardage situations

#### **PERSONAL:**

- Single and resides in Birmingham, AL, and Philadelphia
- Nicknamed "Mt. Ephraim," a town in New Jersey a short distance from Philadelphia
- Hobbies are fishing and training dogs. Has a Rotweiler, Tyson, back home in Alabama
- Enjoys cooking and has learned all of his recipes from his mother
- Visited the Children's Hospital of Philadelphia for Halloween of 2003 dressed as a "Dracula"
- Majored in marketing
- Earned All-America and all-state accolades in football as a senior at Wenonah (AL) HS. Also participated in basketball, baseball and track (holds the school record with a discus throw of 143 feet)
- If he wasn't playing football, he'd have a motivational speaking company in Birmingham, AL
- Has a daughter, Tyra E. Hollis (6)
- Full name: Alonzo Brandon Ephraim

#### **COLLEGE:**

A four-year player who earned All-SEC honors as a senior and junior at Alabama. Broke into the starting lineup as a junior at center, and provided leadership for an offensive line that featured three freshmen. Closed out his career with 25 straight starts.

#### **EPHRAIM'S CAREER GAMES PLAYED/**

**STARTED:** (Eagles 2003); 2003 (16/0)

**TOTAL:** (16/0).

**PLAYOFF GAMES PLAYED/STARTED:**

2003 (2/0) **TOTAL:** (2/0).







**Position:** Center

**Height, Weight:** 6-2, 300

**Born:** 9/21/77 in Gaithersburg, MD

**College:** Robert Morris

**High School:** Gaithersburg, Gaithersburg, MD

**NFL Experience:** 5th (5th as an Eagle)

**Acquired by Eagles:** Waivers (Pit) 2000

**Originally joined NFL:** Signed as a rookie free agent by Pittsburgh in 2000

The anchor of the Eagles offensive line since 2001, Hank Fraley climbed a steep ladder to find himself at the current rung of his career. An undrafted free agent, Fraley stepped in for injured center Bubba Miller at the end of the 2001 preseason and has not looked back. It's no accident Fraley has progressed so much as a player. He works hard, studies hard, and stays late, watching hour after hour of film with the quarterbacks. Fraley took that blue-collar attitude plus a feisty style of play, to earn a lucrative five-year contract extension in 2002. A non-scholarship player at Division I-AA Robert Morris in Pittsburgh, PA, Fraley signed as a rookie free agent with the Steelers in 2000, but was released and claimed off waivers by the Eagles on 8/28/00.

#### **BIRDSEED:**

- Sponsors the Hank Fraley Award which is presented annually to a high school football player in the Philadelphia area who gets the most from his abilities. The 2004 recipient was Nick Colleluori, 5-9, 170-pound, defensive lineman from Ridley (PA) HS

- A big fan of motorcycles, owns a Harley Softtail Heritage Classic. Enjoys taking it out for long rides and has trekked to the Jersey Shore on the back roads "just enjoying the ride." Also participated in a charity ride with teammates, David Akers and Jon Runyan, sponsored by Mike's Famous Harley-Davidson of New Castle, DE, in June of 2004

- Hank's brother, David, was stationed with the United States Army's 3rd Infantry Division in Iraq as part of Operation Iraqi Freedom. Their father is also a Vietnam veteran. David now resides in Pittsburgh and is in the Army Reserves

"His job and my job are totally different," said Hank of his brother while he was overseas. "He's fighting for and securing our freedom and I'm just entertaining people. I have all the respect for him. He's my little brother. We've been through a lot."

- An undersized lineman in high school, Fraley was not heavily recruited and decided to attend Robert Morris because the head coach was Joe Walton, the former coach of the New York Jets. Recalled long-time Gaithersburg HS coach John Harvill, "Hank worked his tail off. He would work all summer. What a great young man. He was so coachable. I didn't think he'd ever make it to the pros ... The first two years he was an average football player. Hank did everything anyone ever asked him to do."

- Prior to starting his NFL career, Fraley planned on teaching history and coaching football

- Became only the 2nd player in Robert Morris history to have his number, 75, retired (the other was RB Tim Hall who played for the Raiders)

- In his first ever NFL game (vs. StL 9/9/01), was fined for an illegal downfield block

#### **CAREER HIGHLIGHTS:**

- In 55 games played as an Eagle has started all but one, including 7 starts in the postseason. He did not start the 2001 regular season finale, a meaningless game in terms of playoff standings

- Was part of an offensive line in 2003 that protected QB Donovan McNabb on the way to his 4th-straight Pro Bowl appearance, and paved the way for the "Three Headed Monster" RB attack that posted a combined 1,618 rushing yds. and 2,465 total yds. from scrimmage

#### **FRALEY'S CAREER GAMES PLAYED/**

**STARTED:** (Eagles 2000-2003); 2000 (0/0), 2001 (16/15), 2002 (16/16), 2003 (16/16); **TOTAL:** (48/47).

**PLAYOFF GAMES PLAYED/STARTED:** 2000 (0/0), 2001 (3/3), 2002 (2/2), 2003 (2/2); **TOTAL:** (7/7).





## **SUCH A SWEET GUY**

Hank was nicknamed "Honey Buns," by fellow lineman Tra Thomas. When Fraley joined his teammates for the 2001 team picture a bee would not leave Fraley alone and his teammates figured he was just too sweet.



When Charlie Pizzi, president of Tastykake, a local snack cake company, learned of Fraley's nickname he sent him a case of Tastykake's Honey Buns. Fraley in turn asked for a case to be sent to his brother, David, who was serving in Iraq at the time.



- Started all 16 games in 2002 and helped pave the way for the league's 4th-highest scoring offense (25.9 pts./game), the best output in team history (415)
- Helped Duce Staley notch his 3rd career 1,000-yd rushing season in 2002
- The 2002 offensive line allowed the team's lowest sack total (36) in a 16-game season since 1981 (22)
- Started 15 games and played nearly every offensive down in 2001. Did not start the season finale at TB (1/6/02) but played in a reserve role at RT
- Spent the entire 2000 season on the club's 53-man roster but was inactive for all 16 games and both playoff contests

### **PERSONAL:**

- He and his wife, Christy, reside in Sicklerville, NJ, with their newborn son Trent Alexander (4/20/04). Christy was a speech pathologist at an elementary school in New Jersey but will now be a stay-at-home mother
- Has played in a Wednesday night bowling league in Turnersville, NJ, each of the last two offseasons. His 172.4 average has propelled his team, Team-3, into first place in 2004

- Helped Gaithersburg HS to the Maryland state championship game as a senior in 1995
- Was an instructor at NFL 101, a workshop designed especially for women to teach the ins and outs of football, in 2003
- Was an honored guest at the 2003 Pennsylvania Special Olympics Hall of Fame Dinner
- Spoke at St. Peters School in New Jersey in 2002 about the importance of learning to read and receiving a good education
- Participates in numerous charity golf events
- Went turkey hunting in Mississippi over the past two offseasons. He and his buddies hunt turkeys (Hank has shot two) and cook them for dinner
- Has two chocolate labs, Coconut and Brandy
- Was the keynote speaker at Gaithersburg High School's graduation ceremony in 2002
- Enjoys fishing, hunting, racquetball and dominoes
- Grew up as a big fan of the Baltimore Orioles
- Has a degree in social science
- Full name: Henry F. Fraley

### **COLLEGE:**

Was a three-time All-America selection and a three-time first-team All-Northeast Conference choice at tackle, as the Robert Morris Colonials won the NEC championship each season. Selected as the Football Gazette's Lineman of the Year and his team's Co-Most Valuable Player in 1999.


### **DINNER AND A MOVIE**

Fraley and QB Donovan McNabb stay late at the NovaCare Complex during the week to watch extra game film of their upcoming opponents. After grabbing some dinner from the coaches' buffet, the two lock themselves in the QB's meeting room devouring food and film.

Jokes head coach Andy Reid, "Donovan just keeps feeding Fraley cookies to keep him there late."







**Paul Grasmanis** 96

**Position:** Defensive Tackle  
**Height, Weight:** 6-3, 298  
**Born:** 8/2/74 in Grand Rapids, MI  
**College:** Notre Dame  
**High School:** Jenison, Jenison, MI  
**NFL Experience:** 9th (5th as an Eagle)  
**Acquired by Eagles:** UFA (Den) 2000  
**Originally joined NFL:** 04-96 by Chicago (116th selection overall)

A reliable component of the Eagles defensive line rotation since 2000, Grasmanis has perfected his role as a dependable reserve defensive tackle, while earning the respect of his teammates and coaches alike. "He's a street fighter," said defensive coordinator Jim Johnson. Even though Grasmanis suffered a season-ending Achilles tendon injury early in 2003, he was rewarded for his play with a three-year contract on 3/10/04. He spent three seasons in Chicago after being selected by the Bears in the 4th round in 1996. After being released by the Bears prior to the start of the 1999 regular season, he spent one week with St. Louis before finishing the season with Denver.

#### **BIRDSEED:**

- Traveled to South Africa this past offseason with Champions For Christ, to meet with the locals and share with them his thoughts on Christianity. Spent time in the cities of Johannesburg and Cape Town. While there, Paul had the privilege of speaking to their National Rugby, who he has the utmost respect for. "Their sport is harder than American

football. They are running and hitting each other for 90 minutes without breaks or timeouts. Those athletes are physical specimens."

- Is addicted to reality television shows, especially "Survivor," "Fear Factor," "The Bachelor" and "The Apprentice." He and his wife, Kerry, would like to one day participate on Fear Factor

#### **CAREER HIGHLIGHTS:**

- Played in the first two games of 2003 before tearing the Achilles tendon in his left leg vs. NE (9/14/03)
- Matched a career-high with three starts (vs. Hou., at Jax., vs. StL) in 2002, setting career marks with 4 sacks and 2 forced fumbles
- Started the final two games of the 2001 season and all 3 playoff games in place of Hollis Thomas (foot)
- Posted 48 tackles and 3.5 sacks in 2000. Tied a career high with 7 tackles at Was. (11/26), while helping limit the Redskins to a season-low 44 rushing yards
- Started his only game of the 1997 season for Chi. at NO (10/5) and recorded his first career fumble recovery. Recorded his first career sack at StL (12/14/97) off QB Tony Banks
- Recorded a career-high 7 tackles vs. GB during his rookie season (10/6/96)

#### **PERSONAL:**

- He and his wife, Kerry, were married on 5/10/03. The best man was fellow defensive tackle Corey Simon. They reside in Tallahassee, FL
- Kerry, a former two-time Indiana state high school track champ in the 800 meter, who was undefeated in her final two seasons, ran track at Florida State
- He and Kerry are avid movie buffs and would love to someday become critics for their local newspaper
- Was rated the 2nd-best prospect in the state at Jenison (MI) HS. Notched 25 sacks during his career and was also highly regarded as an offensive guard
- Also lettered in baseball, wrestling and track
- Earned his degree in marketing in just three-and-a-half years
- Is a member of the Eagles Bible study group and is active in Ministry Champions For Christ with teammate and close friend Corey Simon. Grasmanis' pastor is Ron Miller in Tallahassee, FL
- Attends the Role Model Summits around the country during the offseason. The summits are in conjunction with Ministry Champions For Christ





- Visited the set of "Live! With Regis & Kelly" in September of 2002. At the end of the show, host and long-time Notre Dame fan Regis Philbin welcomed Paul on television
- Dressed up as "Bob the Builder" (2003) and as a French musketeer (2002) for the Eagles Halloween visit to Children's Hospital of Philadelphia
- Visited Children's Hospital of Philadelphia and worked with patients to create patriotic decorations to be displayed around CHOP and local firehouses
- Donates time and money to buy and deliver gifts to youngsters from the Children's Crisis Treatment Center in Philadelphia
- His favorite vacation spot is Maui and his dream vacations are Alaska and a Nile River cruise
- Has a doberman named Winston, named after Winston Churchill. He also has a dog named Zoey, "It's a Heinz 57 dog. It's a dumpster dog, it's a little bit of everything."
- Is of Latvian descent
- Full name: Paul Ryan Grasmanis

## COLLEGE:

A two-year starter at Notre Dame, he registered seven sacks and 11 tackles for a loss in his career. Was a first-team AP All-Independent selection as a senior, starting every game at nose guard and recording 70 tackles, 4.5 sacks and seven stops for a loss. Started 11 games at defensive end as a junior. Was a teammate of current Eagle CB Bobby Taylor.

## INJURY HISTORY:

Tore the Achilles tendon in his left leg vs. NE (9/14/03) and was placed on the Injured Reserve list two days later. Suffered a sprained MCL vs. SD (12/9/01) and was inactive for two games. Was inactive at Arz. (10/11/98) due to an injured foot.

## PAUL GRASMANIS' CAREER STATISTICS

YEAR	TEAM	GP/GS	TACKLES			QUARTERBACK		KD	FF	FR
			SOLO	AST	TOT	SACKS	HUR			
1996	CHI.	14/3	7	15	22	0.0	NA	0	0	0
1997	CHI.	16/1	13	10	23	0.5	NA	0	0	1
1998	CHI.	15/0	12	8	20	1.0	NA	0	0	0
1999	DEN.	5/0	4	2	6	0.0	0	0	0	0
2000	PHIL.	16/0	31	17	48	3.5	13	0	1	0
2001	PHIL.	14/2	12	10	22	2.0	13	0	0	0
2002	PHIL.	16/3	20	14	34	4.0	12	0	2	0
2003	PHIL.	2/0	4	2	6	1.0	2	0	0	0
<b>TOTALS</b>		<b>98/9</b>	<b>103</b>	<b>78</b>	<b>181</b>	<b>12.0</b>	<b>40</b>	<b>0</b>	<b>3</b>	<b>1</b>
<b>PLAYOFFS</b>										
2000	PHIL.	2/0	2	1	3	0.0	0	0	0	0
2001	PHIL.	3/3	5	3	8	0.0	0	0	0	0
2002	PHIL.	2/0	1	1	2	0.0	0	0	0	0
2003	PHIL.	0/0	INJURED RESERVE - ACHILLES							
<b>TOTALS</b>		<b>7/3</b>	<b>8</b>	<b>5</b>	<b>13</b>	<b>0.0</b>	<b>0</b>	<b>0</b>	<b>0</b>	<b>0</b>

**CAREER HIGHS:** TACKLES - Total 7 (twice) last at Was. 11/26/00, Solo 4 at Was. 11/26/00; SACKS - 1 (11 times) last vs. NE 9/14/03

**MILESTONES:** First start: vs. GB 10/6/96, First sack: at StL 12/14/97 (QB Tony Banks).





## GRASMANIS GAME-BY-GAME

### 1996 CHICAGO BEARS

DATE	OPP.	W/L	P/S	S	A	T	Sac	Hur	Int	Yds	Lg	KD	FF	FR
SEP 2	DAL	W	0/0											
SEP 8	WAS	L	0/0											
SEP 15	MIN	L	1/0	0	1	1	0.0	NA	0	0	0	0	0	0
SEP 22	DET	L	1/0	0	2	2	0.0	NA	0	0	0	0	0	0
SEP 29	OAK	W	1/0	0	0	0	0.0	NA	0	0	0	0	0	0
OCT 6	GB	L	1/1	3	4	7	0.0	NA	0	0	0	0	0	0
OCT 13	NO	L	1/1	2	3	5	0.0	NA	0	0	0	0	0	0
OCT 28	MIN	W	1/0	0	1	1	0.0	NA	0	0	0	0	0	0
NOV 3	TB	W	1/0	0	0	0	0.0	NA	0	0	0	0	0	0
NOV 10	DET	W	1/0	0	0	0	0.0	NA	0	0	0	0	0	0
NOV 17	KC	L	1/0	0	0	0	0.0	NA	0	0	0	0	0	0
NOV 24	DET	W	1/0	0	1	1	0.0	NA	0	0	0	0	0	0
DEC 1	GB	L	1/0	2	0	2	0.0	NA	0	0	0	0	0	0
DEC 8	STL	W	1/0	0	0	0	0.0	NA	0	0	0	0	0	0
DEC 14	SD	W	1/1	0	1	1	0.0	NA	0	0	0	0	0	0
DEC 22	TB	L	1/0	0	2	2	0.0	NA	0	0	0	0	0	0
TOTALS			14/3	7	15	22	0.0	0	0	0	0	0	0	0

### 1997

DATE	OPP.	W/L	P/S	S	A	T	Sac	Hur	Int	Yds	Lg	KD	FF	FR
SEP 1	GB	L	1/0	0	1	1	0.0	NA	0	0	0	0	0	0
SEP 7	MIN	L	1/0	0	2	0	0.0	NA	0	0	0	0	0	0
SEP 14	DET	L	1/0	1	1	2	0.0	NA	0	0	0	0	0	0
SEP 21	NE	L	1/0	1	1	2	0.0	NA	0	0	0	0	0	0
SEP 28	DAL	L	1/0	0	3	3	0.0	NA	0	0	0	0	0	0
OCT 5	NO	L	1/1	0	0	0	0.0	NA	0	0	0	0	0	1
OCT 12	GB	L	1/0	1	1	2	0.0	NA	0	0	0	0	0	0
OCT 27	MIA	W	1/0	2	0	2	0.0	NA	0	0	0	0	0	0
NOV 2	WAS	L	1/0	2	1	3	0.0	NA	0	0	0	0	0	0
NOV 9	MIN	L	1/0	1	0	1	0.0	NA	0	0	0	0	0	0
NOV 16	NYJ	L	1/0	0	1	1	0.0	NA	0	0	0	0	0	0
NOV 23	TB	W	1/0	0	0	0	0.0	NA	0	0	0	0	0	0
NOV 27	DET	L	1/0	1	0	1	0.0	NA	0	0	0	0	0	0
DEC 7	BUF	W	1/0	0	0	0	0.0	NA	0	0	0	0	0	0
DEC 14	STL	W	1/0	2	1	3	0.5	NA	0	0	0	0	0	0
DEC 21	TB	L	1/0	0	0	0	0.0	NA	0	0	0	0	0	0
TOTALS			16/1	13	10	23	0.5	0	0	0	0	0	0	1

### 1998

DATE	OPP.	W/L	P/S	S	A	T	Sac	Hur	Int	Yds	Lg	KD	FF	FR
SEP 6	JAX	L	1/0	0	0	0	0.0	NA	0	0	0	0	0	0
SEP 13	PIT	L	1/0	3	0	3	0.0	NA	0	0	0	0	0	0
SEP 20	TB	L	1/0	2	2	4	0.0	NA	0	0	0	0	0	0
SEP 27	MIN	L	1/0	0	0	0	0.0	NA	0	0	0	0	0	0
OCT 4	DET	W	1/0	2	0	2	0.0	NA	0	0	0	0	0	0
OCT 11	ARZ	L	0/0											
OCT 18	DAL	W	1/0	0	0	0	0.0	NA	0	0	0	0	0	0
OCT 25	TEN	W	1/0	0	1	1	1.0	NA	0	0	0	0	0	0
NOV 8	STL	L	1/0	0	0	0	0.0	NA	0	0	0	0	0	0
NOV 15	DET	L	1/0	2	0	2	0.0	NA	0	0	0	0	0	0
NOV 22	ATL	L	1/0	0	1	1	0.0	NA	0	0	0	0	0	0
NOV 29	TB	L	1/0	2	1	3	0.0	NA	0	0	0	0	0	0
DEC 6	MIN	L	1/0	0	1	1	0.0	NA	0	0	0	0	0	0
DEC 13	GB	L	1/0	0	0	0	0.0	NA	0	0	0	0	0	0
DEC 20	BAL	W	1/0	1	1	2	0.0	NA	0	0	0	0	0	0
DEC 27	GB	L	1/0	0	1	1	0.0	NA	0	0	0	0	0	0
TOTALS			15/0	12	8	20	1.0	0	0	0	0	0	0	0

### 1999 ST. LOUIS RAMS (RELEASED BY RAMS FOLLOWING WEEK ONE)

DATE	OPP.	W/L	P/S	S	A	T	Sac	Hur	Int	Yds	Lg	KD	FF	FR
SEP 12	BAL	W	0/0											
SEP 19	SEA	L	0/0											
NOV 7	SD	W	0/0											
NOV 14	SEA	L	1/0	0	0	0	0.0	0	0	0	0	0	0	0
NOV 21	OAK	W	1/0	1	0	1	0.0	0	0	0	0	0	0	0
NOV 28	KC	L	1/0	1	2	3	0.0	0	0	0	0	0	0	0
DEC 5	JAX	L	0/0											
DEC 12	SEA	W	0/0											
DEC 19	DET	W	1/0	1	0	1	0.0	0	0	0	0	0	0	0
JAN 2	SD	L	1/0	1	0	1	0.0	0	0	0	0	0	0	0
TOTALS			5/0	4	2	6	0.0	0	0	0	0	0	0	0

### 2000 PHILADELPHIA EAGLES

DATE	OPP.	W/L	P/S	S	A	T	Sac	Hur	Int	Yds	Lg	KD	FF	FR
SEP 3	DAL	W	1/0	1	0	1	0.0	0	0	0	0	0	0	0
SEP 10	NYG	L	1/0	2	1	3	0.0	1	0	0	0	0	0	0
SEP 17	GB	L	1/0	2	1	3	1.0	1	0	0	0	0	0	0
SEP 24	NO	W	1/0	2	0	2	1.0	0	0	0	0	0	0	0
OCT 1	ATL	W	1/0	1	0	1	0.0	0	0	0	0	0	0	0
OCT 8	WAS	L	1/0	3	1	4	0.0	1	0	0	0	0	0	0
OCT 15	ARZ	W	1/0	0	1	1	0.0	1	0	0	0	0	0	0
OCT 22	CHI	W	1/0	1	3	4	0.5	0	0	0	0	0	0	0
OCT 29	NYG	L	1/0	2	1	3	0.0	1	0	0	0	0	1	0
NOV 5	DAL	W	1/0	2	1	3	0.0	0	0	0	0	0	0	0
NOV 12	PIT	W	1/0	3	2	5	0.0	1	0	0	0	0	0	0
NOV 19	ARZ	W	1/0	3	2	5	1.0	2	0	0	0	0	0	0
NOV 26	WAS	W	1/0	4	3	7	0.0	1	0	0	0	0	0	0
DEC 3	TEN	L	1/0	1	0	1	0.0	2	0	0	0	0	0	0
DEC 10	CLE	W	1/0	1	2	0.0	1	0	0	0	0	0	0	0
DEC 24	CIN	W	1/0	3	0	3	0.0	1	0	0	0	0	0	0
TOTALS			16/0	31	17	48	3.5	13	0	0	0	0	1	0

### PLAYOFFS

DEC 31	TB	W	1/0	0	0	0.0	0	0	0	0	0	0	0	0
JAN 7	NYG	L	1/0	2	1	3	0.0	0	0	0	0	0	0	0
TOTALS			2/0	2	1	3	0.0	0	0	0	0	0	0	0

### 2001

DATE	OPP.	W/L	P/S	S	A	T	Sac	Hur	Int	Yds	Lg	KD	FF	FR
SEP 9	STL	L	1/0	1	2	3	0.0	0	0	0	0	0	0	0
SEP 23	SEA	W	1/0	0	1	1	0.0	1	0	0	0	0	0	0
SEP 30	DAL	W	1/0	0	1	1	0.0	1	0	0	0	0	0	0
OCT 7	ARZ	L	1/0	1	0	1	1.0	0	0	0	0	0	0	0
OCT 22	NYG	W	1/0	2	1	3	0.0	3	0	0	0	0	0	0
OCT 28	OAK	L	1/0	2	0	2	0.0	0	0	0	0	0	0	0
NOV 4	ARZ	W	1/0	0	1	1	0.0	0	0	0	0	0	0	0
NOV 11	MIN	W	1/0	2	1	3	1.0	1	0	0	0	0	0	0
NOV 18	DAL	W	1/0	1	1	2	0.0	1	0	0	0	0	0	0
NOV 25	WAS	L	1/0	1	0	1	0.0	1	0	0	0	0	0	0
NOV 29	KC	W	1/0	0	1	1	0.0	0	0	0	0	0	0	0
DEC 9	SD	W	1/0	0	1	1	0.0	3	0	0	0	0	0	0
DEC 16	WAS	W	0/0											
DEC 22	SF	L	0/0											
DEC 30	NYG	W	1/1	2	0	2	0.0	2	0	0	0	0	0	0
JAN 6	TB	W	1/0	1	0	0	0.0	0	0	0	0	0	0	0
TOTALS			14/2	12	10	22	2.0	13	0	0	0	0	0	0


### PLAYOFFS

JAN 12	TB	W	1/1	1	3	4	0.0	0	0	0	0	0	0	0
JAN 19	CHI	W	1/1	1	0	1	0.0	0	0	0	0	0	0	0
JAN 27	STL	L	1/1	3	0	3	0.0	0	0	0	0	0	0	0
TOTALS			3/3	5	3	8	0.0	0	0	0	0	0	0	0

### 2002

DATE		OPP.	W/L	P/S	S	A	T	Sac	Hur	Int	Yds	Lg	KD	FF	FR
SEP 8	@	TEN	W	L	1/0	1	1	2	0.0	0	0	0	0	0	0
SEP 16	@	WAS	W	L	1/0	1	0	1	0.0	0	0	0	0	0	0
SEP 22		DAL	W	L	1/0	2	2	4	1.0	1	0	0	0	0	1
SEP 29		HOU	W	L	1/1	3	1	4	1.0	2	0	0	0	0	0
OCT 6	@	JAX	L	L	1/0	0	2	2	0.0	1	0	0	0	0	0
OCT 20		TB	W	L	1/0	1	1	2	0.0	2	0	0	0	0	0
OCT 28		NYG	W	L	1/0	1	1	2	0.0	0	0	0	0	0	0
NOV 3	@	CIN	W	L	1/0	1	0	1	0.0	1	0	0	0	0	0
NOV 10		IND	L	L	1/0	1	1	2	0.0	0	0	0	0	0	0
NOV 17		ARI	W	L	1/0	2	1	3	1.0	0	0	0	0	0	0
NOV 25	@	SEA	W	L	1/0	2	0	2	0.0	1	0	0	0	0	0
DEC 1		STL	W	L	1/1	1	1	2	0.0	0	0	0	0	0	0
DEC 8	@	SEA	W	L	1/0	1	1	2	0.0	0	0	0	0	0	0
DEC 15		WAS	W	L	1/0	1	0	1	0.0	1	0	0	0	0	0
DEC 21	@	DAL	W	L	1/0	1	2	3	1.0	2	0	0	0	0	1
DEC 28	@	NYG	L	L	1/0	1	0	1	0.0	1	0	0	0	0	0





**Position:** Defensive End

**Height, Weight:** 6-2, 272

**Born:** 6/5/80 in Camden, NJ

**College:** Miami

**High School:** Woodrow Wilson, Camden, NJ

**NFL Experience:** 2nd (2nd as an Eagle)

**Acquired by Eagles:** 04-03 (131st selection overall)

**Originally joined NFL:** Same as above

## CAREER HIGHLIGHTS:

- Appeared in the first three preseason games of 2003 before injuring his ankle vs. NE (8/22). Was subsequently placed on the Injured Reserve list

## PERSONAL:

- Single and resides in Camden, NJ
- Graduated from Woodrow Wilson HS in Camden, NJ, the same school that produced Jacksonville safety Donovan Darius. Was named all-state, All-South Jersey, all-conference and led the team to the state title as a senior. Made 98 tackles, 13 sacks, 4 FFs and 4 FRs
- Is his mother's only child but has a half-brother and sister. Jim is a defensive back at Lackawana CC in Scranton, PA, and Janelle will attend Gloucester (NJ) CC in the fall
- Was a college roommate of Eagles LB Howard Clark, who hails from Pennsauken, NJ
- Enjoys riding his Yamaha R1 sports bike
- One of the first things he did when he signed his rookie contract was to pay for his mother's home. She had rented the house for 10 years and had no desire to move
- Did not play football until his junior year of high school, "I wanted to put some money in my pocket. I worked all kind of jobs. I was a laborer. I worked for a roofer. I worked at McDonald's."
- Earned his degree in liberal arts
- Full name: Jamaal Hakeem Green

## COLLEGE:

Spent his last three seasons at Miami as a starter along a productive defensive line and recorded 145 tackles, 24 sacks, 27 tackles for a loss, 53 hurries, and 4 forced fumbles in 44 games. During his senior year, started on the right side opposite Jerome McDougle and earned All-Big East honors with 10 sacks and 52 tackles. Contributed to an undefeated National Championship season as a junior with 45 tackles, 6 sacks, and 19 hurries.

## INJURY HISTORY:

Injured his ankle vs. NE (8/22/03) and later had surgery before being placed on the Injured Reserve list on 8/24.

A 4th round draft choice of the Eagles in 2003, Green had his rookie season cut short before it even started. During the third preseason game vs. New England, Green injured his right ankle and subsequently underwent surgery. After an intensive rehabilitation process, he is poised to return to the Eagles defensive line rotation in 2004.

## BIRDSEED:

- Played 2 games at Veterans Stadium while in college. "It seemed like half of Camden came to see us play," said Green. "There were over 200 people I knew. So many people wearing jerseys from my high school. It was really special for me because I was one of the few Hurricane players who was so far from my family during the school year."







**Tyreo Harrison**

**51**

**Position:** Linebacker

**Height, Weight:** 6-2, 238

**Born:** 5/15/80 in Sulphur Springs, TX

**College:** Notre Dame

**High School:** Sulphur Springs (TX) HS

**NFL Experience:** 3rd (3rd as an Eagle)

**Acquired by Eagles:** 06-02 (198th selection overall)

**Originally joined NFL:** Same as above

Entering his third season in Philadelphia, Harrison has been a solid contributor on the Eagles special teams, recording 15 tackles on those units in 14 career games. He also serves as a reserve linebacker.

#### CAREER HIGHLIGHTS:

- Appeared in 12 regular season and both postseason games in 2003 and posted 14 special teams tackles

- After spending the first three weeks of 2002 on the active roster, was released and then signed to the practice squad on 9/26. He was later re-signed to the active roster on 10/22. Saw action in two games and was inactive for 11 games and both playoff contests

- Made his NFL debut vs. Was. (12/15/02)

#### PERSONAL:

- He and his wife, Julie, were married on 3/27/04 and reside in Cherry Hill, NJ
- Lives by the mantra: "There is no such thing as staying the same. You either get better or you get worse."
- Wants to put his finance degree to use after playing football. If he weren't playing football, he'd be an investment banker in New York, hating every minute of the city life, but getting the job done
- Full name: Tyreo (pronounced TIE-ree-oh) Tremayne Harrison
- Brother, Joey, played DT at North Texas
- Was an all-state pick at Sulphur Springs HS as a senior after making 119 tackles, 22 for losses, 11 sacks, 3 fumble recoveries and forcing 6 fumbles. Played linebacker as a senior after two years as a rush DE
- Lettered in track as a senior, throwing the shot put
- Played high school football with his cousin, Damione Lewis, now a DT with the Rams

#### COLLEGE:

A two-year starter at Notre Dame, moved to inside LB as a senior and was named the team's most improved player. Finished his career with 185 tackles, 4 sacks and 20 tackles for a loss. Was the 2001 winner of the Pietrosante Award, given to the player that best exemplifies courage, loyalty, teamwork, dedication and pride. In his junior season, recorded 46 tackles, 1 sack and 5 tackles for a loss at OLB.

### TYREO HARRISON'S CAREER STATISTICS

YEAR	TEAM	GP/GS	TACKLES			QUARTERBACK		PASSES DEFENDED						
			SOLO	AST	TOT	SACKS	HUR	INT	Yds	LG	KD	FF	FR	STT
2002	PHIL.	2/0	0	0	0	0.0	0	0	0	0	0	0	0	1
2003	PHIL.	12/0	0	0	0	0.0	0	0	0	0	0	0	0	14
<b>TOTALS</b>		<b>14/0</b>	<b>0</b>	<b>0</b>	<b>0</b>	<b>0.0</b>	<b>0</b>	<b>0</b>	<b>0</b>	<b>0</b>	<b>0</b>	<b>0</b>	<b>0</b>	<b>15</b>
<b>PLAYOFFS</b>														
2002	PHIL.	0/0				DEACTIVATED								
2003	PHIL.	2/0	0	0	0	0.0	0	0	0	0	0	0	0	0
<b>TOTALS</b>		<b>2/0</b>	<b>0</b>	<b>0</b>	<b>0</b>	<b>0.0</b>	<b>0</b>	<b>0</b>	<b>0</b>	<b>0</b>	<b>0</b>	<b>0</b>	<b>0</b>	<b>0</b>

**MILESTONES:** First game: vs. Was. 12/15/02.







**Position:** Free Safety

**Height, Weight:** 6-0, 205

**Born:** 7/20/77 in Dade City, FL

**College:** Central Florida CC

**High School:** South Sumter, Bushnell, FL

**NFL Experience:** 2nd (3rd as an Eagle)

**Acquired by Eagles:** FA 2002

**Originally joined NFL:** Same as above

Subbing successfully for injured Pro Bowl FS Brian Dawkins is a daunting task in itself. But for a former college baseball pitcher who began his pro football career at an Arena Football League2 tryout to do so, this is the stuff movies are made of. Simply stated, Hart took the long road to the NFL. After graduating from high school, he did not play football for five years. Instead, he played baseball at Central Florida Community College in order to stay closer to his family, who were dealing with many difficulties at the time. His AFL2 tryout turned into a two-year career in the indoor game. While playing for Tallahassee of AFL2, he made \$162 per week and endured bus trips as long as 20 hours without a hotel to stay in. He then moved to the AFL where he earned rookie of the year honors in 2001 with the Tampa Bay Storm. That success landed him a contract offer from Philadelphia and an allocation to NFL Europe in 2002. One year later, he ended up in the starting lineup at free safety, making 61 tackles in 9 starts as the Eagles posted a 7-2 record in those games.

## BIRDSEED:

- A two-year veteran of Arena Football he says, "It takes a different type of athlete to play Arena Football. You need to be a versatile athlete. It was definitely a training ground for me to play in the NFL."
- With his father and older brother serving time in prison, serves as a mentor to his younger brother, Keanu (9) and even attends his parent/teacher conferences at school. Said Hart's mother, Kathy, "Whenever Clinton calls, Keanu wants the phone. After that, all I can hear on this end is Keanu saying, 'OK, OK, OK.'"
- Worked at a juvenile detention center in Ocala, FL, prior to signing with the Eagles. He credits working with those kids, for inspiring him to pursue his dream of playing professional football

## CAREER HIGHLIGHTS:

- Began the 2003 season as the backup at both safety spots, but stepped into the starting lineup for Pro Bowl FS Brian Dawkins (foot injury) in games 2-9 & 11. The Eagles posted a 7-2 record in those contests
- Registered his 1st career sack (QB Kurt Kittner) at Atl. (11/2/03)
- Posted a career-high 10 tackles at NYG (10/19/03)
- Earned his first career start vs. NE (9/14/03) in place of the injured Dawkins
- Re-signed to a three-year contract on 1/30/03
- Was released by the Eagles during training camp on 8/24/02 but was later signed to the Eagles practice squad on 11/19/02 where he spent the final 9 games of the season

## A LONG HARD ROAD TO THE NFL

1995	Graduated Sumter South HS
1996-98	College baseball player at Central Florida Community College
1996-2001	Counselor and recreation specialist at Marion Youth Development Center in Ocala, Florida
2000	Tallahassee Thunder (AFL2)
2001	Tampa Bay Storm (AFL)
2002	Allocated by Eagles to the Rhein Fire of NFL Europe. Later traded to the Amsterdam Admirals. Signed to Eagles practice squad
2003	Started 9 games at free safety for Philadelphia





- Originally signed by the Eagles on 1/29/02 and was later allocated to the Rhein Fire of NFL Europe (2/7/02). After being allocated to play with Rhein as a wide receiver, was traded to Amsterdam to allow him to play at safety. Subsequently, tallied 11 tackles in his first game vs. his former team
- Spent the 2001 season as a DB and WR with the Tampa Bay Storm of the Arena Football League. In 14 games, recorded 69 tackles, 11 KDs and 3 INTs on defense, while pulling in 24 receptions for 242 yds. and 1 TD on offense
- After not playing football for five years, attended a tryout for the AFL's Tallahassee Thunder where he was given a shot by Gene McDowell, the coach who had offered him a scholarship to the University of Central Florida

## PERSONAL:

- Was an all-state selection at defensive back in both his senior and junior seasons at South Sumter HS in Bushnell, FL
- Has another brother, Cedric, who is a wide receiver at Webber International, a NAIA Div. II school in Florida
- Also lettered in basketball, baseball, and track
- Fan of the movie, "Rocky." Keeps a statue of Rocky Balboa in his locker
- Has a barber's license
- In his hometown, hosts a football camp and donates time and money to the Webster Sports Complex in Florida to help make a difference to the children in that community
- Nicknamed "The Natural" by former Eagles S Blaine Bishop for his uncanny athletic ability

- Attributes his excellent hand-eye coordination to playing baseball for so many years. In fact, he used to take a football with him to baseball practice to help warm up his arm. "The coaches and other players saw me use it to warm up and said I was playing the wrong sport."
- Enjoys watching DVD's of "Sanford and Son" and all the Rocky movies
- Lists Rose Davis, a reporter at the *Daily Sun* in Bushnell, as a person who could tell you a great deal about him. She has covered him since the 10th grade
- Full name: Clinton Glenn Hart

## COLLEGE:

Despite being offered scholarships to play Division I football, instead chose to stay close to home and play baseball at Central Florida CC.

## HART GAME-BY-GAME


2003 PHILADELPHIA EAGLES														
DATE	OPP.	W/L	P/S	S	A	T	Sac	Hur	Int	Yds	Lg	KD	FF	FR
SEP 8	TB	L	1/0	0	0	0	0.0	0	0	0	0	0	0	0
SEP 14	NE	L	1/1	4	2	6	0.0	0	0	0	0	0	1	0
SEP 28	@ BUF	W	1/1	5	2	7	0.0	0	0	0	0	0	0	1
OCT 5	WAS	W	1/1	4	2	6	0.0	0	0	0	0	2	0	0
OCT 12	@ DAL	L	1/1	4	2	6	0.0	0	0	0	0	1	0	0
OCT 19	@ NYG	W	1/1	5	5	10	0.0	0	0	0	0	0	0	0
OCT 26	NYJ	W	1/1	5	2	7	0.0	0	0	0	0	0	0	0
NOV 2	@ ATL	W	1/1	6	2	8	1.0	1	0	0	0	0	0	0
NOV 10	@ GB	W	1/1	3	2	5	0.0	1	0	0	0	0	0	0
NOV 16	NYG	W	1/0	2	0	2	0.0	0	0	0	0	0	0	0
NOV 23	NO	W	1/1	1	3	4	0.0	0	0	0	0	2	0	0
NOV 30	@ CAR	W	1/0	0	0	0	0.0	0	0	0	0	0	0	0
DEC 7	DAL	W	1/0	0	0	0	0.0	0	0	0	0	0	0	0
DEC 15	@ MIA	W	1/0	0	0	0	0.0	0	0	0	0	0	0	0
DEC 21	SF	L	1/0	0	0	0	0.0	0	0	0	0	0	0	0
DEC 27	@ WAS	W	1/0	0	0	0	0.0	0	0	0	0	1	0	0
TOTALS			16/9	39	22	61	1.0	2	0	0	0	7	0	1
PLAYOFFS														
JAN 11	GB	W	1/0	0	0	0	0.0	0	0	0	0	0	0	0
JAN 18	CAR	L	1/0	0	0	0	0.0	0	0	0	0	0	0	0
TOTALS			2/0	0	0	0	0.0	0	0	0	0	0	0	0

## CLINTON HART'S CAREER STATISTICS

YEAR	TEAM	GP/GS	TACKLES			QUARTERBACK		PASSES DEFENDED					FF	FR	STT
			SOLO	AST	TOT	SACKS	HUR	INT	Yds	LG	KD				
2003	PHIL.	16/9	39	22	61	1.0	2	0	0	0	7	0	1	11	
PLAYOFFS															
2003	PHIL.	2/0	0	0	0	0.0	0	0	0	0	0	0	0	1	
CAREER HIGHS: TACKLES - Total 10 at NYG 10/19/03; Solo 6 at Atl. 11/2/03; Sack 1.0 at Atl. 11/2/03 (QB - Kurt Kittner)															
MILESTONES: First start: vs. NE 9/14/03, First sack: at Atl. 11/2/03 (QB - Kurt Kittner).															







**Artis  
Hicks**

**Position:** Tackle/Guard

**Height, Weight:** 6-4, 320

**Born:** 11/28/78 in Jackson, TN

**College:** Memphis

**High School:** Central Merry, Jackson, TN

**NFL Experience:** 3rd (3rd as an Eagle)

**Acquired by Eagles:** Signed as a rookie free agent in 2002

**Originally joined NFL:** Same as above

A versatile player along the offensive line, Hicks made his mark in 2003, performing admirably in 4 starts (3 at LG and 1 at LT). With those performances, Hicks earned a six-year contract from the Eagles on 4/16/04, that will keep him in Philadelphia through 2009. He was one of two rookie free agents to make the Eagles 2002 opening day roster.

#### **BIRDSEED:**

- Made a cameo appearance in the Campbell's Chunky Soup commercial starring Donovan and Wilma McNabb. Hicks joined TE Chad Lewis, RB Brian Westbrook and fellow linemen Jermaine Mayberry, Tra Thomas and Hank Fraley in the commercial
- Said of Eagles offensive line coach Juan Castillo, "Besides the Lord, he is the 2nd biggest factor for me being where I am. He coached me and taught me and made me what I am."
- Supports a charity in Jackson, TN, called "Angel," which is a home for kids of single parents

#### **A LEARNING EXPERIENCE**

Hicks looks at his path to the NFL as a humbling experience. As a senior at Memphis, he was fully expecting to be drafted in the third or fourth round pick. His name was never called and he signed with the Eagles as a free agent.

"When I wasn't drafted," he recalls. "I knew it would be a challenge, but I just looked at it as a different path I had to take."

Hicks learned from the experience and is out to prove wrong those who passed on him.

"It wasn't my decision not to be drafted," he said. "I am a better individual because of it."

#### **CAREER HIGHLIGHTS:**

- In 2003, started four games all Eagles wins. Started games 10-12 at LG in place of John Welbourn (knee)
- Held All-Pro DE Jason Taylor to 1 sack for 0 yds. at Mia. (12/15/03) as he started at LT for the first time in his career in place of the injured Tra Thomas (back)
- Started his 1st NFL game vs. NYG (11/16/03)
- Played in 1st NFL game vs. Was. (10/5/03)
- Was on the Eagles 53-man roster for all 16 regular season games and both postseason contests in 2002. Was inactive for all 18 games

#### **PERSONAL:**

- Single and resides in the Philadelphia area
- Majored in business
- Played both offensive and defensive tackle at Central Merry HS in Jackson, TN
- Also threw the shot put and discus in high school
- Is the second cousin of former NFL DE Sylvester Hicks, who played for Kansas City from 1978-81
- Bought his mother a Chrysler 300c for Mother's Day. Went to Mississippi to buy the car because there were none available in Jackson, TN
- Grew up with 6 sisters: Tammy, Melinda, Carla, Marien, Phylis, and Monica. "I tried to stay busy and get out of the house. I worked outside with my step dad. I tried to stay out of their way."
- An avid fisherman, he frequently fishes with LB Tyreo Harrison. Also has been known to fish in WR Freddie Mitchell's and QB Donovan McNabb's ponds. "It's fun, but it is like fishing in an aquarium, you are bound to catch something."
- Full name: Artis Hicks Jr.





## COLLEGE:


Was a four-year starter at Memphis (44 consecutive starts). Was a freshman All-American and two-time All-Conference USA selection. Played guard as a freshman and was switched to tackle for two seasons before manning the guard position once again as a senior. Did not allow a sack as a senior while providing 14 touchdown resulting blocks. Competed against top-ranked DTs as a senior in Tennessee's John

Henderson (Jaguars) and Albert Haynesworth (Titans) and UAB's Eddie Freeman (Chiefs) and held his own (all three were selected in the top 45 picks of the 2002 draft).

## HICKS' CAREER GAMES PLAYED/STARTED:

(Eagles 2002-03); 2002 (0/0), 2003 (10/4); **TOTAL:** (10/4).

**PLAYOFF GAMES PLAYED/STARTED:** 2002 (0/0), 2003 (2/0); **TOTAL:** (2/0).



**Roderick Hood**

**Position:** Cornerback

**Height, Weight:** 5-11, 196

**Born:** 10/3/81 in Columbus, GA

**College:** Auburn

**High School:** Carver, Columbus, GA

**NFL Experience:** 2nd (2nd as an Eagle)

**Acquired by Eagles:** Signed as a rookie free agent in 2003

**Originally joined NFL:** Same as above

A former walk-on at Auburn, Roderick Hood knows all about battling the odds. After suffering through an injury-plagued high school career and a coaching change in college that shuffled the depth chart in the defensive backfield, he became one of six rookie free agents to make the opening day roster in 2003. Hood proved to be a valuable commodity on defense in his rookie season as injuries ravaged the Eagles defensive backfield. He was also a solid contributor on special teams.

## PERSEVERANCE PAYS OFF

Standing 5-foot-3 as a sophomore in high school, Hood grew to 5-10 in just one year. However, his high school career was marred by a broken growth plate in his shoulder as a junior and by a broken ankle during his senior season. As a result, he received no scholarship offers from Division I programs. Eventually, he turned down Division I-AA offers to walk-on at Auburn as a wide receiver.

After making a head-turning catch on his first play in practice at Auburn, was reluctantly moved to cornerback where he went on to see action as a true freshman. Earned a scholarship as a sophomore, but a coaching change, and a change in position to safety, tainted his college career. He was not invited to the NFL combine or any all-star games and went undrafted.

## BIRDSEED:

- Prior to the NFL draft, moved in with Carolina Panthers DT Brentson Buckner, a fellow Carver HS alum. "I don't think I would be in the NFL today without Brentson," said Hood, who lived with Buckner at his home in South Carolina. "He taught me about being a pro in the NFL, how to eat right, work out the right way, dealing with the media." Hood knew Buckner through his older brother Benjamin
- The youngest of four children, Hood's older brother, Benjamin, is an account executive for Clear Channel in Atlanta. Said Hood, "Besides my dad, there has not been a single greater influence on my football career than my brother. Words can't describe how much he meant to me. He was always there during the rough times, especially when I was hurt back-to-back years in high school."

## CAREER HIGHLIGHTS:

- Ranked tied for 5th on the team in special teams tackles (21) and 5th on those units in production points (155) in 2003





## COOKIE MONSTER

The son of Lamar, a Baptist minister, and Patricia, a worker at the Keebler cookie factory in Columbus, he lived a childhood fantasy. He could eat unlimited, free cookies.

"My mom would bring us cookies home all the time," said Hood. "It was great. My personal favorites were chocolate chip and animal crackers. [Laughing] I ended up getting so tired of those cookies, but it was fun."

- Recorded his 1st career INT vs. Was. (10/6/03 - QB Patrick Ramsey) which led to an Eagles TD
- Subbing as the nickel CB after an injury to Troy Vincent, recorded a career-high 4 tackles and returned a fumble (forced by Michael Lewis) 27 yds. at Buf. (9/28/03)

## PERSONAL:

- Single and lives in Columbus, GA
- A quarterback, wide receiver and cornerback at Carver HS in Columbus, he also lettered in basketball as a point guard and in track as he made the state finals in the 4x100
- Credits John Lovett, his position coach at Auburn and a long-time coaching friend of Eagles assistant Steve Spagnuolo, for becoming an Eagle. It was Lovett who highly recommended that he join Spagnuolo and the Eagles following the 2003 draft
- Hobbies include playing basketball, vacationing with family, and talking to kids about persevering through tough times

- Plays regularly on the Eagles offseason basketball team
- Has two sisters, Tracy and Lakeya
- Majored in public administration

## COLLEGE:

A former Auburn walk-on who earned a scholarship with excellent special teams play as a freshman. Played in 47 games (18 starts) recording 106 tackles, 5 INTs, and 18 KDs. Played left and right CB as well as FS. Also registered an 11.2-yard avg. on 51 punt returns and 19.9 yds. on 44 kickoff returns.

## INJURY HISTORY:

Suffered a hamstring strain at Dal. (10/12/03) and missed the following two games.

## HOOD GAME-BY-GAME

DATE	OPP.	W/L	P/S	S	A	T	Sac	Hur	INT	Yds	Lg	KD	FF	FR
SEP 8	TB	L	1/0	0	0	0	0.0	0	0	0	0	0	0	0
SEP 14	NE	L	1/0	0	0	0	0.0	0	0	0	0	0	0	0
SEP 28	Buf	W	1/0	4	0	4	0.0	0	0	0	0	0	0	1
OCT 5	Was	W	1/0	0	3	3	0.0	0	1	0	0	0	0	0
OCT 12	Dal	L	1/0	0	0	0	0.0	0	0	0	0	0	0	0
OCT 19	NYG	W	0/0											
OCT 26	NYJ	W	0/0											
NOV 2	ATL	W	1/0	0	0	0	0.0	0	0	0	0	0	0	0
NOV 10	GB	W	1/0	0	0	0	0.0	0	0	0	0	0	0	0
NOV 16	NYG	W	1/0	0	0	0	0.0	0	0	0	0	0	0	0
NOV 23	NO	W	1/0	0	0	0	0.0	0	0	0	0	0	0	0
NOV 30	CAR	W	1/0	0	0	0	0.0	0	0	0	0	0	0	0
DEC 7	Dal	W	1/0	0	0	0	0.0	0	0	0	0	0	0	0
DEC 15	Mia	W	1/0	0	0	0	0.0	0	0	0	0	0	0	0
DEC 21	SF	L	1/0	0	0	0	0.0	0	0	0	0	0	0	0
DEC 27	Was	W	1/0	0	0	0	0.0	0	0	0	0	0	0	0
TOTALS			14/0	4	3	7	0.0	0	1	0	0	0	0	1
<b>PLAYOFFS</b>														
JAN 11	GB	W	1/0	0	0	0	0.0	0	0	0	0	1	0	0
JAN 18	CAR	L	1/0	0	0	0	0.0	0	0	0	0	0	0	0
TOTALS			2/0	0	0	0	0.0	0	0	0	0	1	0	0

## RODERICK HOOD'S CAREER STATISTICS

YEAR	TEAM	GP/GS	TACKLES			QUARTERBACK		PASSES DEFENDED				FF FR STT		
			SOLO	AST	TOT	SACKS	HUR	INT	Yds	LG	KD	FF	FR	STT
2003	PHIL.	14/0	4	3	7	0.0	0	1	0	0	0	0	1	21

## PLAYOFFS

2003	PHIL.	2/0	0	0	0	0.0	0	0	0	0	1	0	0	1
------	-------	-----	---	---	---	-----	---	---	---	---	---	---	---	---

## ADDITIONAL CAREER STATISTICS

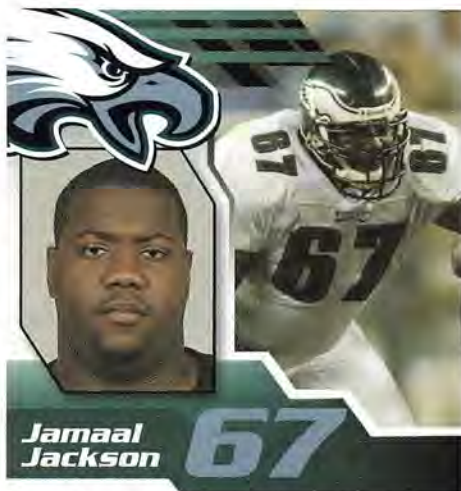
**FUMBLE RETURNS:** returned a fumble 27 yds. at Buf. 9/28/03

**CAREER HIGHS:** TACKLES - Total 4 at Buf. 9/28/03; Solo 4 at Buf. 9/28/03; INTs - 1 vs. Was. 10/5/03

**MILESTONES:** First game: vs. TB 9/8/03, First Int: vs. Was 10/5/03 (QB - Patrick Ramsey).







**Position:** Guard/Center

**Height, Weight:** 6-4, 330

**Born:** 5/8/80 in Miami, FL

**College:** Delaware State

**High School:** Miami Senior, Miami, FL

**NFL Experience:** 1st (2nd as an Eagle)

**Acquired by Eagles:** Signed as a rookie free agent in 2003

**Originally joined NFL:** Same as above

A rookie free agent signee from nearby Delaware State in 2003, Jackson impressed the Eagles coaching staff enough during the preseason to earn a spot on the practice squad. A versatile lineman, he was promoted to the Eagles 53-man roster during the post-season, but was deactivated.

#### **BIRDSEED:**

- An English major at Delaware State, tries to write as much as possible. Wrote an inspirational and prayerful credo for himself that is posted on the inside of his playbook. He reads it every morning before beginning his day. He credits it with motivating him through his first training camp

- Greatly admires the work Eagles offensive line coach Juan Castillo puts in with all of his players. "Juan works with the young kids just as much as the starters," said Jackson. "Whether it is before practice or after. He works with us to get better just like the starters."

#### **CAREER HIGHLIGHTS:**

- Was promoted to the active roster on 1/7/04 after spending the entire 2003 regular season on the practice squad

#### **PERSONAL:**

- Resides in Philadelphia in the offseason to train with his fellow offensive linemen
- Attended Miami (FL) Senior HS and earned all-state honors as a senior at guard
- Earned his degree in English in just 3 1/2 years
- Admires Eagles G Jermaine Mayberry. They became close working out in the offseason and Jermaine has taken him under his wing and shown him the ropes
- Says his worst part-time job was when he worked at a movie theater and cleaned up after movies. Scraped gum and cleaned up popcorn tubs all day
- Enjoys working with children and has worked with the Big Brothers/Big Sisters program
- Full name: Jamaal J. Jackson

#### **COLLEGE:**

Never missed a game during his collegiate career and set a Delaware State record by starting 45 consecutive games. Started all 12 games as a senior, four at left tackle and the final eight at center. Earned All-Mid-Eastern Athletic Conference honors at center in 2002. Named MEAC offensive lineman of the week in 41-9 win over Savannah State







**Dirk Johnson**

**Position:** Punter

**Height, Weight:** 6-0, 205

**Born:** 6/1/75 in Hoxie, KS

**College:** Northern Colorado

**High School:** Montrose, Montrose, CO

**NFL Experience:** 2nd (2nd as an Eagle)

**Acquired by Eagles:** FA 2003

**Originally joined NFL:** Signed as a rookie free agent by Seattle in 1998

- Recorded 7 punts for 302 yds. (43.1 avg./ 39.3 net) including 2 inside the 20 in the NFC Divisional playoff game vs. GB (1/11/04)
- Recorded a career-high 46.2 avg. (5 punts) at Atl. (11/2/03)
- Had a career-long 60 ydr. at Dal. (10/12/03). Also dropped 4 punts inside the 20 in just the 1st qtr. and finished with 5 on the day, which tied for the NFL single-game high in 2003. Was the first punter to put 4 inside the 20 in a qtr. since the Patriots Lee Johnson on 10/31/99 at Arz.
- Signed a three-year contract with the Eagles on 2/10/03
- Appeared in one game for NO in 2002, (at TB, 9/8), in place of the injured Toby Gowin, and punted 8 times for 307 yds. with one inside the 20
- Spent the spring of 2002 with the Rhein Fire of NFL Europe where he finished the season ranked 3rd in the league in net punting avg. (42.7)
- Was signed by Seattle in 1998 as a rookie free agent, by the Jets in 1999, and by San Diego in 2001, but was released prior to the regular season on each occasion

#### PERSONAL:

- He and his wife, Jennifer, reside in Commerce City, CO
- Hobbies include hunting, golfing, and cooking spicy spaghetti
- Attended Montrose HS where he played football, basketball and ran track
- Was an instructor at NFL 101, a workshop designed to teach women the game of football
- Graduated with a degree in sociology

After four trips to the waiver wire since 1998, and pre-season battles with veterans Kyle Richardson and Lee Johnson in 2003, Dirk earned a roster spot as the Eagles punter. This former two-time Division II All-America punter and hard-hitting defensive back, had an impressive first season in the NFL, tying for 6th in the league with 27 punts inside the 20.

#### BIRDSEED:

- In 2004, was the honorary chairperson at the United Cerebral Palsy-Epilepsy Foundation's annual walk
- During college, he and eight of his teammates earned money by branding cattle at his father's farm in Wyoming. Said Dirk, "We made a little money, but it was more fun than anything. We'd end up branding 800 to 1,000 calves in a two day span."

#### CAREER HIGHLIGHTS:

- Finished 2003 ranked tied for 6th in the NFL with 27 punts pinned inside the 20, the 4th-best total in Eagles history

#### THE SOURCE OF HIS INSPIRATION

Dirk is inspired by his older sister, Darcy, who battled bouts with life-threatening epileptic seizures after being born with a mild case of cerebral palsy. "She's always so positive," said Dirk. "She's had all this stuff go wrong. She's come so far, but she never says anything bad about it. She never lets it get her down. It's crazy. I don't know if I could do that."

In 2003, Darcy underwent a 3-hour surgical procedure in her brain to try to eliminate those seizures. Although she has occasional seizures, she's able to hold a job, live on her own, and limit the amount of medication she has to take.





## CADDY SHACK

After four trips to the waiver wire since 1998, Johnson made a living as a caddy at Castle Pines Golf Club in Castle Rock, CO. During the 2003 off-season, Johnson earned a couple of extra bucks at Aronmink Golf Club outside of Philadelphia.

In the non-golfing months, he also worked for Handy-Man Express, where he cleaned gutters, hung dry wall, and finished basements, for Serv Pro, a fire and flood restoration company, and for Mile High Valet as a parking attendant.

## COLLEGE:

Was a three-time All-America selection at Division II Northern Colorado (as a punter in 1995, as a DB and punter in 1996 and as a DB in 1997). Finished his college career ranked 2nd on the school's all-time list with a 40.8 career punting average. Won two Division II national championships with the Bears (1996 and 1997). Was first-team All-North Central Conference at safety in 1997 and at punter in 1995 and 1996.

## JOHNSON GAME-BY-GAME

2002 NEW ORLEANS SAINTS										
DATE	OPP.	W/L	PUNTS	Yds	Avg	Net	TB	IN20	LG	BLK
SEP 8	@ TB	W	8	307	38.4	34.8	0	1	55	0
(WAIVED BY SAINTS ON 9/9)										

2003 PHILADELPHIA EAGLES										
DATE	OPP.	W/L	PUNTS	Yds	Avg	Net	TB	IN20	LG	BLK
SEP 8	TB	L	7	267	38.1	31.0	1	0	50	0
SEP 14	NE	L	8	344	43.0	34.6	1	2	56	0
SEP 28	@ BUF	W	4	174	43.5	36.5	1	0	53	0
OCT 5	WAS	W	5	198	39.6	33.4	1	1	49	0
OCT 12	@ DAL	L	8	361	45.1	41.4	1	5	60	0
OCT 19	@ NYG	W	7	293	41.9	39.4	0	2	56	0
OCT 26	NYJ	W	2	60	30.0	30.0	0	1	43	0
NOV 2	@ ATL	W	5	231	46.2	30.0	0	2	54	0
NOV 10	@ GB	W	7	276	39.4	33.7	2	2	48	0
NOV 16	NYG	W	5	148	29.6	29.2	0	4	35	0
NOV 23	NO	W	3	104	34.7	28.0	1	1	47	0
NOV 30	@ CAR	W	3	148	49.3	42.3	1	1	56	0
DEC 7	DAL	W	5	194	38.8	32.8	0	1	48	0
DEC 15	@ MIA	W	3	129	43.0	33.7	1	1	51	0
DEC 21	SF	L	4	166	41.5	35.0	0	1	54	0
DEC 27	@ WAS	W	3	114	38.0	37.0	0	3	46	0
TOTALS			79	3207	40.6	34.6	10	27	60	0
PLAYOFFS										
JAN 11	GB	W	7	302	43.1	39.3	0	2	49	0
JAN 18	CAR	L	4	147	36.8	31.8	1	1	54	0
TOTALS			11	449	40.8	36.5	1	3	54	0

## DIRK JOHNSON'S CAREER STATISTICS

YEAR	TEAM	GAMES	PUNTS	Yds	Avg	Net	TB	IN20	LG	BLK
2002	NO	1	8	307	38.4	34.8	0	1	55	0
2003	PHIL.	16	79	3,207	40.6	34.6	10	27	60	0
TOTALS		17	87	3,514	40.4	34.6	10	28	60	0

### PLAYOFFS

2003	PHIL.	2	11	449	40.8	36.5	1	3	54	0
------	-------	---	----	-----	------	------	---	---	----	---

### ADDITIONAL CAREER STATISTICS

SPECIAL TEAMS TACKLES: 2003 (1) TOTAL: (1)

PLAYOFF SPECIAL TEAMS TACKLES: 2003 (1), TOTAL (1)

CAREER HIGHS: Punts - No. 8 (three times) last at Dal. 10/12/03; Yds. 361 at Dal.


10/12/03; Avg. (min. 4 att.) 46.2 at Atl. (11/2/03); Long 60 at Dal. 10/12/03;

Punts inside the 20 5 at Dal. 10/12/03

MILESTONES: First NFL game and punt: at TB 9/8/02.







**Ron Johnson**

**62**

**Position:** Defensive End

**Height, Weight:** 6-5, 275

**Born:** 10/23/79 in York, PA

**College:** Shippensburg

**High School:** York Catholic, York, PA

**NFL Experience:** 2nd (2nd as an Eagle)

**Acquired by Eagles:** Signed as a rookie free agent in 2003

**Originally joined NFL:** Same as above

Entering his second season in Philadelphia, Johnson is looking to make his mark on a deep and talented defensive line. An undrafted free agent from nearby Shippensburg University, Johnson spent time on both the practice squad and the 53-man roster during his rookie campaign.

#### BIRDSEED:

- To make ends meet between graduating from Shippensburg and signing with the Eagles, he sold Kirby vacuums and cleaned office buildings
- Organized a football camp in June of 2004 in York, PA, with former Steelers FB Jon Witman, also a York native. For more information, log onto proskillz.com. When in York, trains with Whitman

#### CAREER HIGHLIGHTS:

- Spent the first four weeks of the 2003 season on the Eagles practice squad before being promoted on 10/8. Appeared in 3 games predominantly on special teams

## JOHNSON GAME-BY-GAME

2003 PHILADELPHIA EAGLES										
DATE	OPP.	W/L	P/S	S	A	T	Sac	Hur	Int	Yds
SEP 8	TB	L	0/0							
SEP 14	NE	L	0/0							
SEP 28 @	BUF	W	0/0							
OCT 5	WAS	W	0/0							
OCT 12 @	DAL	L	0/0							
OCT 19 @	NYG	W	1/0	0	0	0	0.0	0	0	0
OCT 26	NYJ	W	1/0	0	0	0	0.0	0	0	0
NOV 2 @	ATL	W	1/0	0	0	0	0.0	0	0	0
NOV 10 @	GB	W	0/0							
NOV 16	NYG	W	0/0							
NOV 23	NO	W	0/0							
NOV 30 @	CAR	W	0/0							
DEC 7	DAL	W	0/0							
DEC 15 @	MIA	W	0/0							
DEC 21	SF	L	0/0							
DEC 27 @	WAS	W	0/0							
TOTALS			3/0	0	0	0	0.0	0	0	0
PLAYOFFS										
JAN 11	GB	W	0/0							
JAN 18	CAR	L	0/0							
TOTALS			0/0	0	0	0	0.0	0	0	0

#### PERSONAL:

- Splits time in the offseason between Philadelphia and York, which are only about 2 hours apart
- Enjoys traveling and wants to some day travel around Europe
- For a Christmas present in 2003, sent his parents on a Caribbean cruise
- After his football career is over, wants to be a training specialist for businesses, helping to increase productivity and build communication skills
- Attended the Big 33 football dinner in 2004 with FB Jon Ritchie and head athletic trainer Rick Burkholder
- Was an All-York County selection at York Catholic HS. Nominated for the Big 33 and the Maryland vs. Pennsylvania Shrine games. Played tailback and receiver on offense and gained 1,465 yards rushing and 300 yards receiving his senior year
- Earned his degree in speech communication
- Full name: Ronald Lee Johnson Jr.

#### COLLEGE:

Was named first team All-PSAC as a senior at Shippensburg (PA) University, after recording 44 tackles and 2.5 sacks. Led the team in fumble recoveries with 4 and returned one for 45 yds. His 18 career sacks ranked 4th in team history. Was second-team All-PSAC West in 1999 and 2000.







**Position:** Linebacker

**Height, Weight:** 6-1, 240

**Born:** 2/22/78 in San Diego, CA

**College:** Michigan

**High School:** Winston Churchill,  
Potomac, MD

**NFL Experience:** 5th (1st as an Eagle)

**Acquired by Eagles:** UFA (NYG) 2004

**Originally joined NFL:** 06-00 by New  
York Giants (177th selection overall)

An athletic and smart linebacker, Jones gets a fresh start at SAM linebacker after signing a five-year contract with the Eagles on 3/9/04. A distinct personality off the field, Jones is excited about joining the Philadelphia community as well. "I fit in a certain type of market, a fast-paced market, one that excels not only in the sports industry, but also in the media industry and the art industry," said the well-rounded Jones, who's also a musician and an admirer of fine art. "Philadelphia is right in the middle of everything. It's the East Coast Mecca." Originally drafted in the 6th round by the New York Giants in 2000, Jones served as the Giants starting weak side linebacker for the past two seasons, tallying 100-plus tackle efforts in each of those years. In 2003, he notched a career-high 154 tackles and 3 sacks.

#### **BIRDSEED:**

- A fan of classical music, has hired a pianist to play for him on Monday afternoons following games. He

#### **SMARTY JONES**

His first name, Dhani, means "thinking man" in the Hindi language. His middle name, Makalani, means "skilled in writing" in the Polynesian language. This guy was destined to become a renaissance man. His stable of hobbies include his love for poetry, classical music, oil painting, wood working and photography. His favorite artist is Salvador Dali. His favorite quote is "Carpe Diem" latin for "seize the day." He plays in the NFL. Where did this guy come from?



Fittingly, one of Jones' favorite pieces of art is Auguste Rodin's, "The Thinker."

"When I was choosing colleges I saw a pamphlet from Michigan that had the "Block M" sitting on top of the world," said Jones. "I wanted to be on top of the world. I knew that if football wasn't going to get me there, my education from Michigan could."

The son of Samuel, a Navy Commander, and Nancy, an anesthesiologist, Dhani grew up in a setting he described as "just like the Cosby Show."

"There was an emphasis on education and hard work," said Jones. "I worked hard in school and I delivered pizzas for four years. I was pretty good at it. I even delivered one to Wonder Woman (Linda Carter)."

Growing up, he also developed a strong sense of world awareness and social responsibility.

"Someday I want to take a group of kids and teach them about what's out there," said Jones. "I want to show them that the \$100 dollars they may spend on a pair of shoes could be used to live for a week in some countries."

is currently learning to play the Steinway piano in his home. Also plays the saxophone

#### **CAREER HIGHLIGHTS:**

- Finished the 2003 season with career highs in starts (16), tackles (159) and sacks (3)
- Made 8 tackles, 1 sack (QB Daunte Culpepper) and a forced fumble at Min. (10/26/03)
- Posted a career-high 18 tackles, 1 sack (QB Quincy Carter) vs. Dal. (9/15/03)
- In 2002, his first season as a full-time starter, started 14 games at weak side linebacker and finished 3rd on the Giants with 101 tackles
- Had 5 tackles in NFC Wild Card game at SF (1/5/03)





- Hauled in one INT at Ind. (QB Peyton Manning - 12/22/02)
- Notched a season-high 13 tackles vs. Ten. (12/1/02). Also recovered a Steve McNair fumble which set up a field goal
- Had 5 tackles in his first career start vs. SF (9/5/02)
- Played in all 16 games in 2001, primarily on special teams and led the team with 16 tackles
- Served as the Giants nickel linebacker vs. Dal. (11/4/01) and finished with 3 tackles and an INT off Clint Stoener in the 4th qtr.
- Played in his 1st career game at Den. (9/10/01)

## PERSONAL:

- Single and resides in the Chestnut Hill, PA
- Was the featured speaker at the Eagles Youth Partnership Top Achievers Awards in 2004. Top Achievers honors local high school football players who excel on the field and in the classroom
- Held a youth football camp in June of 2004 at East Stroudsburg (PA) University
- Visited the Philadelphia Zoo for their Earth Force Event. The zoo hosted 700 students from Philadelphia and suburban schools to kick off the Zoo's annual four day conservation project
- Participated in a PSA for "The Greater Philadelphia Cultural Alliance" which supports the community's arts and cultural organizations

## THE GUT-BUCKET BASS

Jones built his own "gut-bucket bass" and took to the subways of New York City to demonstrate his musical skills. The bass was inspired by an episode of the "Fat Albert" cartoon, "The Band," and is pictured here on the far right. The homemade instrument consists of a metal wash tub, a wooden pole and twine. "It was quite an experience playing my bass in the subway. I was actually humbled by the experience, being just another person in the subway. Everybody just kept going about their business."



- Was named the Giants 2002 Man of the Year for his work and dedication toward the betterment of the New York community. Some of the causes and organizations Jones donated his time to included: Pediatric AIDS, Church of St. John the Baptist and the United Way
- Has done motivational discussions for many high schools in the New York area, and has participated as a volunteer mentor for the Children's Village in Dobbs Ferry, NY
- Was a volunteer reader on Read Across America Day and participated in Take-A-Player-To-The-Movies sponsored by Loews Theaters
- Visited hospital bound children and participated in fundraising efforts for Tomorrow's Children Fund at the Hackensack University Medical Center and the Ronald McDonald House of NYC
- Recognized at the YMCA Triangle Awards Dinner for his contribution to the community

## DHANI JONES' CAREER STATISTICS

YEAR	TEAM	GP/GS	TACKLES			QUARTERBACK		PASSES DEFENDED				FF	FR	STT
			SOLO	AST	TOT	SACKS	HUR	INT	Yds	LG	KD			
2000	NYG	0/0				INJURED RESERVE - KNEE								
2001	NYG	16/0	9	2	11	0.0	0	1	14	14	0	0	0	16
2002	NYG	15/14	59	45	104	0.0	0	1	1	1	4	0	2	0
2003	NYG	16/16	96	58	154	3.0	0	0	0	0	5	1	1	5
TOTALS		47/30	164	105	269	3.0	0	2	15	14	9	1	3	21
PLAYOFFS														
2002	NYG	1/1	4	1	5	0.0	0	0	0	0	0	0	0	0
CAREER HIGHS: TACKLES - Total 18 vs. Dal. 9/15/03, Solo 12 vs. Dal. 9/15/03; SACKS - 1 (three times) last vs. Car. 12/28/03; INTs - 1 (twice) last at Ind. 12/22/02, Long 14 vs. Dal. 11/4/01														
MILESTONES: First game: at Den. 9/10/01, First start: vs. SF 9/5/02, First sack: vs. Dal. 9/15/03 (QB Quincy Carter), First INT: vs. Dal. 11/4/01 (QB Clint Stoener).														





## FIVE STAR BOW TIES

Jones earned rave reviews as the dapper, bow-tie-wearing player reporter for the NFL Network during the 2003 playoffs. The exposure and positive feedback he received from his re-introduction of the bow tie into pop culture influenced him to begin developing his own line of the classic tie, Five Star Bow Ties.



© 2004 Hasbro, Inc.  
All Rights Reserved.  
Used with Permission

"I really never thought about wearing bow ties until a friend put it to me as kind of a challenge," said Jones. "He had fought through cancer and I started wearing them as a tribute to his fight. Then I really started to like them and figured it would make a great calling card."

The company is still in the early stages of production, but Jones has already put together a staff of four to oversee the operation. The fabrics will be imported from Italy and the manufacturing is scheduled take place in Brooklyn, NY.

- Represented the Giants at a press conference with "The Gift of New York," a September 11th philanthropy designed to provide victims' families with free access to New York's theatrical, artistic, cultural, sports and live entertainment venues
- A main staple of his wardrobe are his Birkenstock sandals and his Ferrari t-shirt
- Full name: Dhani Makalani Jones

## COLLEGE:

Earned All-Big 10 honors during each of his three years as a starter at Michigan. Lined up at strong side linebacker as a senior in 1999 and finished 2nd on the team with 81 tackles. As a junior, started at both outside linebacker positions and finished with 72 tackles. As a sophomore, played in every game, 9 starts at weak side inside linebacker and finished 2nd on the team with 90 tackles, 6 sacks and 9 TFLs. Played in all 11 games as a reserve linebacker in 1996.

## INJURY HISTORY:

Spent the entire 2000 season on the Injured Reserve list (8/20/00) after suffering a torn ACL during a practice session in training camp. Was inactive with an ankle injury at Was. (12/8/02).

## JONES GAME-BY-GAME

### 2000 NEW YORK GIANTS

SPENT THE ENTIRE SEASON ON THE INJURED RESERVE LIST AFTER SUFFERING A TORN ACL DURING TRAINING CAMP. WAS PLACED ON IR ON 8/20/00.

2001	DATE	OPP.	W/L	P/S	S	A	T	SAC	HUR	INT	Yds	Lg	KD	FF	FR
SEP 10	@ DEN	L	1/0		0	0	0	0.0	0	0	0	0	0	0	0
SEP 23	@ KC	W	1/0		0	0	0	0.0	0	0	0	0	0	0	0
SEP 30	NO	W	1/0		0	0	0	0.0	0	0	0	0	0	0	0
OCT 7	WAS	W	1/0		0	0	0	0.0	0	0	0	0	0	0	0
OCT 14	@ STL	L	1/0		1	0	1	0.0	0	0	0	0	0	0	0
OCT 22	@ PHI	L	1/0		0	0	0	0.0	0	0	0	0	0	0	0
OCT 28	@ WAS	L	1/0		2	0	2	0.0	0	0	0	0	0	0	0
NOV 4	DAL	W	1/0		3	0	3	0.0	0	1	14	14	0	0	0
NOV 11	@ ARZ	W	1/0		0	0	0	0.0	0	0	0	0	0	0	0
NOV 19	@ MIN	L	1/0		1	1	2	0.0	0	0	0	0	0	0	0
NOV 25	DAL	L	1/0		1	0	1	0.0	0	0	0	0	0	0	0
DEC 9	@ DAL	L	1/0		0	0	0	0.0	0	0	0	0	0	0	0
DEC 15	ARZ	W	1/0		0	0	0	0.0	0	0	0	0	0	0	0
DEC 23	SEA	W	1/0		0	0	0	0.0	0	0	0	0	0	0	0
DEC 30	@ PHI	L	1/0		0	0	0	0.0	0	0	0	0	0	0	0
JAN 6	GB	L	1/0		1	1	2	0.0	0	0	0	0	0	0	0
TOTALS			16/0		9	2	11	0.0	0	1	14	14	0	0	0

2002	DATE	OPP.	W/L	P/S	S	A	T	SAC	HUR	INT	Yds	Lg	KD	FF	FR
SEP 5	SF	L	1/1		2	3	5	0.0	0	0	0	0	0	0	0
SEP 15	@ STL	W	1/0		4	3	7	0.0	0	0	0	0	0	0	0
SEP 22	SEA	W	1/1		7	4	11	0.0	0	0	0	0	0	0	0
SEP 29	@ ARZ	L	1/1		8	3	11	0.0	0	0	0	0	0	0	0
OCT 6	@ DAL	W	1/1		5	1	6	0.0	0	0	0	0	0	0	0
OCT 13	@ ATL	L	1/1		4	2	6	0.0	0	0	0	0	0	0	0
OCT 28	@ PHI	L	1/1		3	0	3	0.0	0	0	0	0	1	0	0
NOV 3	JAX	W	1/1		1	4	5	0.0	0	0	0	0	0	0	0
NOV 10	@ MIN	W	1/1		2	4	6	0.0	0	0	0	0	0	0	0
NOV 17	WAS	W	1/1		2	4	6	0.0	0	0	0	0	0	0	0
NOV 24	@ HOU	L	1/1		2	6	8	0.0	0	0	0	0	0	0	1
DEC 1	TEN	L	1/1		8	5	13	0.0	0	0	0	0	1	0	1
DEC 8	@ WAS	W	0/0					INACTIVE/ANKLE							
DEC 15	DAL	W	1/1		4	1	5	0.0	0	0	0	0	1	0	0
DEC 22	@ IND	W	1/1		3	1	4	0.0	0	1	1	1	1	0	0
DEC 28	PHI	W	1/1		4	4	8	0.0	0	0	0	0	0	0	0
TOTALS			15/14	59	45	104	0.0	0	1	1	1	4	0	2	

### PLAYOFFS

2003	DATE	OPP.	W/L	P/S	S	A	T	SAC	HUR	INT	Yds	Lg	KD	FF	FR
JAN 5	@ SF	L	1/1		4	1	5	0.0	0	0	0	0	0	0	0
SEP 7	STL	W	1/1		6	2	8	0.0	0	0	0	0	0	0	0
SEP 15	DAL	L	1/1		12	6	18	1.0	0	0	0	0	0	0	0
SEP 21	@ WAS	W	1/1		5	4	9	0.0	0	0	0	0	0	0	0
OCT 5	@ MIA	L	1/1		3	5	8	0.0	0	0	0	2	0	0	0
OCT 12	@ NE	L	1/1		6	5	11	0.0	0	0	0	0	1	0	0
OCT 19	@ PHI	L	1/1		5	2	7	0.0	0	0	0	0	0	0	0
OCT 26	@ MIN	W	1/1		4	4	8	1.0	0	0	0	0	0	1	0
NOV 2	@ NYJ	L	1/1		6	4	10	0.0	0	0	0	0	1	0	0
NOV 9	ATL	L	1/1		4	4	8	0.0	0	0	0	0	0	0	0
NOV 16	@ PHI	L	1/1		5	5	10	0.0	0	0	0	0	0	0	0
NOV 24	TB	L	1/1		4	1	5	0.0	0	0	0	0	0	0	0
NOV 30	BUF	L	1/1		8	4	12	0.0	0	0	0	0	0	0	0
DEC 7	WAS	L	1/1		4	10	16	0.0	0	0	0	0	0	0	0
DEC 14	@ NO	L	1/1		8	2	10	0.0	0	0	0	0	0	0	1
DEC 21	@ DAL	L	1/1		11	0	11	0.0	0	0	0	0	0	0	0
DEC 28	CAR	L	1/1		5	0	5	1.0	0	0	0	0	1	0	0
TOTALS			16/16	96	58	154	3.0	0	0	0	0	0	5	1	1







**Position:** Defensive End

**Height, Weight:** 6-3, 265

**Born:** 8/3/75 in Baltimore, MD

**College:** Rice

**High School:** Marshall, San Antonio, TX

**NFL Experience:** 8th (5th as an Eagle)

**Acquired by Eagles:** UFA (Was) 2001

**Originally joined NFL:** D5a-97 by Philadelphia (152nd selection overall)

Now in his second stint as an Eagle, the speedy and hard-working Kalu provides a steady pass rush and consistent run stopping ability. Over the past two years, he has registered 13.5 sacks to go along with 104 tackles. Kalu, which translates to "god of thunder" in the Ibo language, is the only member of his family to be born in the United States. A great deal of his family resides in Nigeria, where N.D. conducts an annual football camp for its children. Originally drafted by Philadelphia in 1997, Kalu re-joined the Eagles after a three-year stint with the Washington Redskins.

#### **BIRDSEED:**

- Was presented the 2003 Jack Edelstein Memorial Award, which is selected by the Philadelphia media. The award is given annually to the Eagles player with an uplifting manner, a love for life, and an exceptional sense of humor who makes all with whom he comes in contact with, feel good

- Is the CEO and founder of Sore-Loser Athletic Wear. Kalu has had Chiefs LB Shawn Barber and RB Priest Holmes and Redskins LB LaVar Arrington model for the clothing line. Also owns "Direct2U" in Houston, TX. The company specializes in mobile car detailing
- Prefers to go by "N.D." because his given name Ndukwe, (EN-doo-kway) is mispronounced so often

#### **CAREER HIGHLIGHTS:**

- Entering 2004, the Eagles have won 12 of the last 13 games when he registers at least a partial sack
- Started all 16 regular season games for the first time in his career as well as both playoff contests in 2003. Finished the season ranked 3rd on the team in sacks (5.5) and led the defensive line with career-highs in tackles (74) and fumble recoveries (3)
- Notched a career-high 8 tackles and 1 sack (QB Quincy Carter) vs. Dal. (12/7/03)
- Recovered a career-high 2 fumbles vs. NO (11/23/03) on hits caused by LB's Nate Wayne and Ike Reese. Those turnovers led to 10 Eagle points
- Snagged a Patrick Ramsey pass attempt vs. Was. (10/5/03) and returned it 15 yds. for a TD. The INT and TD were both career-firsts. After the game, he gave the ball to DT Darwin Walker who forced the errant pass
- Established career highs in sacks (8), forced fumbles (2) and special teams tackles (13) during the 2002 season. Played in all 16 regular season games for the first time in his career
- Forced a Michael Vick fumble in Divisional playoff game vs. Atl (1/11/03)
- In December of 2002, posted 6 sacks in a four-game stretch between 12/1 and 12/21, dropping Cowboys QB Chad Hutchinson twice at Dal. (12/21)
- Broke through and drilled Seahawks P Jeff Feagles, for a 15-yd. loss at Sea (12/8/02). Also sacked Matt Hasselbeck
- Earned NFC defensive player of the week honors for his efforts vs. StL (12/1/02). Harassed Rams QB Kurt Warner as he collected a career-high 3 sacks and forced a fumble
- Blocked the first punt of his career vs. Dal. (9/30/01) when he victimized Micah Knorr deep in Cowboys territory; the block was recovered by Eagles LB Ike Reese and converted into a FG
- Registered his first sack as an Eagle at Arz. (11/4/01), when he dropped Jake Plummer
- Notched 5 tackles and five blocked passes in the NFC Wild Card game vs. Det. (1/8/00)





## BACK TO HIS ROOTS

Being the only American-born member of his family, Kalu has a great deal of pride and respect for his native Nigeria. Nestled on the west coast of Africa, Nigeria is the home to Jonah Ndukwe Kalu, N.D.'s grandfather, a legend in the town of Abiriba. He was a renowned and respected businessman.

Kalu, who had not been to Nigeria since he was 13, and his parents, Dr. Dike and Carolyn, took a two-and-a-half week trip to Nigeria in 2003 and again in 2004.

"It was so good to get back to my roots and know the land where my family is from," said Kalu. "I got a sense of self pride. My uncle owns and operates a water company, where they engineer, filter and bottle water. In spite of what many people think, Nigeria has some thriving businesses without the help of the Western World."

Kalu, whose parents bring tapes of his games back to Nigeria for his family to see, plans to go back each and every year. In 2004, he and his uncle, Nwokocha, held a football camp for the young men of Abiriba. About a dozen 19-year-olds attended the camp.

Said Kalu of the participants, "Some could play college football here in the United States right away. One difference from American kids was that Nigerians took to being linemen instead of wanting to play quarterback or receiver. They did have trouble throwing the football; I guess they don't do much of that over there. It's a new concept."

Kalu is now trying to pull together a group of Nigerian NFL players to organize an annual football camp in their native land. There are approximately 17 other Nigerian players currently in the league.

- After being released by the Eagles on 8/25/98, saw playing time in 13 games for Was. and made his first career sack vs. the Eagles Rodney Peete (10/11/98)
- The first of two 5th round selections by Philadelphia in 1997, saw action in 3 games on special teams and in passing situations

### PERSONAL:

- Welcomed his first child, Karolyn, on 2/6/02. He resides in Houston, TX, in the offseason
- Was the first in his family to be born in the United States (Baltimore, MD) after the family moved from Nigeria
- Was an all-state selection as a senior at John Marshall (TX) HS. In his junior year, led his team to the state Class 5A Division II title along with Chiefs RB Priest Holmes



Kalu (right) is pictured with some of the young men who participated in the camp that he and his uncle, Nwokocha, organized in Nigeria this past offseason.



Kalu is pictured above with his father, Dike (2nd from left), and his uncles in the town of Abiriba during his trip to Nigeria in 2003.

- Also lettered in basketball and track and set the San Antonio district and city record in the high jump at 7 feet
- Earned his degree in English during the 2002 off-season
- Writes poems and short stories
- Enjoys playing dominoes and reading fiction novels for relaxation

### COLLEGE:

A three-year starter at defensive end, set Rice's school record with 20 career sacks. Played in 44 games with 31 starts and totaled 141 tackles. As a sophomore, earned All-Southwest Conference honors and set a school single-season record with 8 sacks.

### INJURY HISTORY:

Was inactive for the first two games of 2001 due to an ankle injury suffered during the preseason. Missed the season finale vs. Arz. (12/24/00) with a rib injury. Missed four games during the 1999 season with a foot injury. Sat out the final seven games of the 1997 season with a hand injury.





## N.D. KALU'S CAREER STATISTICS

YEAR	TEAM	GP/GS	TACKLES			QUARTERBACK		KD	FF	FR
			SOLO	AST	TOT	SACKS	HUR			
1997	PHIL.	3/0	0	0	0	0.0	0	0	0	0
1998	WAS.	13/1	13	2	15	3.0	14	0	0	0
1999	WAS.	12/0	13	3	16	3.5	25	0	1	0
2000	WAS.	15/0	3	3	6	1.0	NA	1	0	1
2001	PHIL.	14/1	12	8	20	3.0	7	0	0	0
2002	PHIL.	16/0	21	9	30	8.0	18	0	2	0
2003	PHIL.	16/16	33	41	74	5.5	21	2	0	3
<b>TOTALS</b>		<b>89/18</b>	<b>95</b>	<b>66</b>	<b>161</b>	<b>24.0</b>	<b>85</b>	<b>3</b>	<b>3</b>	<b>4</b>
<b>PLAYOFFS</b>										
1999	WAS.	2/0	4	1	5	1.0	0	5	0	0
2001	PHIL.	3/0	1	0	1	0.0	0	0	0	0
2002	PHIL.	2/0	1	0	1	0.0	0	1	1	0
2003	PHIL.	2/2	3	3	6	0.0	0	0	0	0
<b>TOTALS</b>		<b>9/2</b>	<b>9</b>	<b>4</b>	<b>13</b>	<b>1.0</b>	<b>0</b>	<b>6</b>	<b>1</b>	<b>0</b>

### ADDITIONAL CAREER STATISTICS

**TOUCHDOWNS:** 15-yd. INT return vs. Was. 10/5/03 (QB - Patrick Ramsey)

**SPECIAL TEAMS TACKLES:** 1997 (1), 1998 (2), 2000 (1), 2002 (13), **Total (17)**

**BLOCKED PUNTS:** vs. Dal. 9/30/01

**KICKOFF RETURNS:** 2002 (1-0)

**CAREER HIGHS: TACKLES - Total 8** vs. Dal. 12/7/03, **Solo 5** (twice) last vs. NYG 11/16/03; **Sacks - 3.0** vs. StL 12/1/02

**MILESTONES:** First NFL start: vs. SD 9/6/98, **First career sack:** at Phi. 10/11/98 (QB Rodney Peete), **First TD & INT:** 15-yd. INT return vs. Was. 10/5/03 (QB - Patrick Ramsey).





## KALU GAME-BY-GAME

### 1997 PHILADELPHIA EAGLES

DATE	OPP.	W/L	P/S	S	A	T	Sac	Hur	Int	Yds	Lg	KD	FF	FR
AUG 31	@ NYG	L	1/0	0	0	0	0.0	0	0	0	0	0	0	0
SEP 7	GB	W	1/0	0	0	0	0.0	0	0	0	0	0	0	0
SEP 15	@ DAL	L	0/0					INACTIVE						
SEP 28	@ MIN	L	0/0					INACTIVE						
OCT 5	WAS	W	1/0	0	0	0	0.0	0	0	0	0	0	0	0
OCT 12	@ JAX	L	0/0					INACTIVE						
OCT 19	ARZ	W	0/0					INACTIVE						
OCT 26	DAL	W	0/0					INACTIVE						
NOV 2	@ ARZ	L	0/0					INACTIVE						
NOV 10	SF	L	0/0					INACTIVE/HAND						
NOV 16	@ BAL	T	0/0					INACTIVE/HAND						
NOV 23	PIT	W	0/0					INACTIVE/HAND						
NOV 30	CIN	W	0/0					INACTIVE/HAND						
DEC 7	NYG	L	0/0					INACTIVE/HAND						
DEC 14	@ ATL	L	0/0					INACTIVE/HAND						
DEC 21	@ WAS	L	0/0					INACTIVE/HAND						
TOTALS				3/0	0	0	0.0	0	0	0	0	0	0	0

### 1998 WASHINGTON REDSKINS

DATE	OPP.	W/L	P/S	S	A	T	Sac	Hur	Int	Yds	Lg	KD	FF	FR
SEP 6	@ NYG	L	0/0					INACTIVE						
SEP 14	SF	L	0/0					INACTIVE						
SEP 20	@ SEA	L	0/0	0	0	0	0.0	0	0	0	0	0	0	0
SEP 27	DEN	L	0/0					DRESSED/DNP						
OCT 4	DAL	L	1/0	1	0	1	0.0	0	0	0	0	0	0	0
OCT 11	@ PHI	L	1/0	2	1	3	1.0	1	0	0	0	0	0	0
OCT 18	@ MIN	L	1/0	2	0	2	0.0	1	0	0	0	0	0	0
NOV 1	NYG	W	1/0	0	0	0	0.0	1	0	0	0	0	0	0
NOV 8	ARZ	L	1/0	1	0	1	0.0	1	0	0	0	0	0	0
NOV 15	PHI	W	1/0	0	0	0	0.0	0	0	0	0	0	0	0
NOV 22	ARZ	L	1/0	0	0	0	0.0	0	0	0	0	0	0	0
NOV 29	@ OAK	W	1/0	0	0	0	0.0	4	0	0	0	0	0	0
DEC 6	SD	W	1/1	2	1	3	0.0	1	0	0	0	0	0	0
DEC 13	@ CAR	W	1/0	3	0	3	1.0	2	0	0	0	0	0	0
DEC 19	TB	W	1/0	1	0	1	0.0	3	0	0	0	0	0	0
DEC 27	@ DAL	L	1/0	1	0	1	1.0	0	0	0	0	0	0	0
TOTALS				13/1	13	2	15	3.0	14	0	0	0	0	0

### 1999

DATE	OPP.	W/L	P/S	S	A	T	Sac	Hur	Int	Yds	Lg	KD	FF	FR
SEP 12	DAL	L	1/0	1	1	2	0.0	1	0	0	0	0	0	0
SEP 19	@ NYG	W	1/0	0	1	1	0.0	1	0	0	0	0	0	0
SEP 26	@ NYJ	W	1/0	0	1	1	0.0	1	0	0	0	0	0	0
OCT 3	CAR	W	1/0	2	0	2	1.0	3	0	0	0	0	0	0
OCT 17	@ ARZ	W	1/0	2	0	2	0.0	2	0	0	0	0	0	0
OCT 24	@ DAL	L	0/0					INACTIVE/FOOT						
OCT 31	CHI	W	0/0					INACTIVE/FOOT						
NOV 7	BUF	L	0/0					INACTIVE/FOOT						
NOV 14	@ PHI	L	0/0					INACTIVE/FOOT						
NOV 21	NYG	W	1/0	1	0	1	1.0	3	0	0	0	0	1	0
NOV 28	PHI	W	1/0	1	0	1	0.0	3	0	0	0	0	0	0
DEC 5	@ DET	L	1/0	1	1	2	0.5	0	0	0	0	0	0	0
DEC 12	ARZ	W	1/0	0	0	0	0.0	3	0	0	0	0	0	0
DEC 19	@ IND	L	1/0	0	0	0	0.0	3	0	0	0	0	0	0
DEC 26	@ SF	W	1/0	1	0	1	0.0	4	0	0	0	0	0	0
JAN 2	MIA	W	1/0	3	0	3	1.0	3	0	0	0	0	0	0
TOTALS				12/0	13	3	16	3.5	25	0	0	0	1	0

### PLAYOFFS

JAN 8	@ DET	W	1/0	4	1	5	1.0	0	0	0	0	5	0	0
JAN 15	@ TB	L	1/0	0	0	0	0.0	0	0	0	0	0	0	0
TOTALS				2/0	4	1	5	1.0	0	0	0	5	0	0

### 2000

DATE	OPP.	W/L	P/S	S	A	T	Sac	Hur	Int	Yds	Lg	KD	FF	FR
SEP 3	CAR	W	1/0	0	0	0	0.0	0	0	0	0	0	0	1
SEP 10	@ DET	L	1/0	0	0	0	0.0	0	0	0	0	0	0	0
SEP 18	DAL	L	1/0	0	0	0	0.0	0	0	0	0	0	0	0
SEP 24	@ NYG	W	1/0	0	1	1	0.0	0	0	0	1	0	0	0
OCT 1	TB	L	1/0	0	0	0	0.0	0	0	0	0	0	0	0
OCT 8	@ PHI	W	1/0	0	0	0	0.0	0	0	0	0	0	0	0
OCT 15	BAL	W	1/0	0	0	0	0.0	0	0	0	0	0	0	0
OCT 22	@ JAX	W	1/0	1	0	1	1.0	0	0	0	0	0	0	0
OCT 30	@ TEN	L	1/0	0	1	1	0.0	0	0	0	0	0	0	0
NOV 5	@ ARZ	L	1/0	1	0	1	0.0	0	0	0	0	0	0	0
NOV 20	@ STL	W	1/0	0	0	0	0.0	0	0	0	0	0	0	0
NOV 26	PHI	L	1/0	0	0	0	0.0	0	0	0	0	0	0	0
DEC 3	NYG	L	1/0	0	0	0	0.0	0	0	0	0	0	0	0
DEC 10	@ DAL	L	1/0	1	1	2	0.0	0	0	0	0	0	0	0

DEC 16	@ PIT	L	1/0	0	0	0	0.0	0	0	0	0	0	0	0
DEC 24	@ ARZ	W	0/0					INACTIVE/RIB						
TOTALS				15/0	3	3	6	1.0	0	0	0	1	0	1

### 2001 PHILADELPHIA EAGLES

DATE	OPP.	W/L	P/S	S	A	T	Sac	Hur	Int	Yds	Lg	KD	FF	FR
SEP 9	@ STL	L	0/0					INACTIVE/ANKLE						
SEP 23	@ SEA	W	0/0					INACTIVE/ANKLE						
SEP 30	DAL	W	1/0	0	1	1	0.0	0	0	0	0	0	0	0
OCT 7	ARZ	L	1/0	0	1	1	1.0	0	0	0	0	0	0	0
OCT 22	@ NYG	W	1/0	0	0	0	0.0	0	0	0	0	0	0	0
OCT 28	OAK	L	1/0	2	0	2	0.0	0	0	0	0	0	0	0
NOV 4	@ ARZ	W	1/0	2	0	2	0.0	2	0	0	0	0	0	0
NOV 11	MIN	W	1/0	2	1	3	0.0	0	0	0	0	0	0	0
NOV 18	@ DAL	W	1/0	0	1	1	0.0	0	0	0	0	0	0	0
NOV 25	WAS	L	1/0	1	1	2	0.0	1	0	0	0	0	0	0
NOV 29	KC	W	1/0	0	0	0	0.0	0	0	0	0	0	0	0
DEC 9	SD	W	1/0	0	0	0	0.0	1	0	0	0	0	0	0
DEC 16	@ WAS	W	1/0	0	0	0	0.0	1	0	0	0	0	0	0
DEC 22	@ SF	L	1/0	1	1	2	1.0	1	0	0	0	0	0	0
DEC 30	NYG	W	1/0	1	1	2	0.0	0	0	0	0	0	0	0
JAN 6	@ TB	W	1/1	3	1	4	1.0	2	0	0	0	0	0	0
TOTALS				14/1	12	8	20	3.0	7	0	0	0	0	0

### PLAYOFFS

JAN 12	@ TB	W	1/0	1	0	1	0.0	0	0	0	0	0	0	0
JAN 19	@ CHI	W	1/0	0	0	0	0.0	0	0	0	0	0	0	0
JAN 27	@ STL	L	1/0	0	0	0	0.0	0	0	0	0	0	0	0
TOTALS				3/0	1	0	1	0.0	0	0	0	0	0	0

### 2002

DATE	OPP.	W/L	P/S	S	A	T	Sac	Hur	Int	Yds	Lg	KD	FF	FR
SEP 8	@ TEN	L	1/0	1	1	2	0.0	0	0	0	0	0	0	0
SEP 16	@ WAS	W	1/0	2	1	3	0.5	0	0	0	0	0	0	0
SEP 22	DAL	W	1/0	0	0	0	0.0	0	0	0	0	0	0	0
SEP 29	HOU	W	1/0	0	0	0	0.0	1	0	0	0	0	0	0
OCT 6	@ JAX	L	1/0	1	0	1	0.0	1	0	0	0	0	0	0
OCT 20	TB	W	1/0	1	1	2	1.0	0	0	0	0	0	0	0
OCT 28	NYG	W	1/0	1	0	1	0.0	2	0	0	0	0	0	0
NOV 3	@ CHI	W	1/0	1	1	2	0.0	3	0	0	0	0	0	0
NOV 10	IND	L	1/0	2	0	2	0.0	0	0	0	0	0	0	0
NOV 17	@ ARZ	W	1/0	2	0	2	0.5	2	0	0	0	0	0	0
NOV 25	@ SF	W	1/0	0	1	1	0.0	2	0	0	0	0	0	0
DEC 1	@ STL	W	1/0	5	1	6	3.0	2	0	0	0	1	0	0
DEC 8	@ SEA	W	1/0	1	1	2	1.0	1	0	0	0	0	0	0
DEC 15	WAS	W	1/0	1	0	1	0.0	1	0	0	0	0	0	0
DEC 21	@ DAL	W	1/0	2	1	3	2.0	1	0	0	0	1	0	0
DEC 28	@ NYG	L	1/0	1	1	2	0.0	2	0	0	0	0	0	0
TOTALS				16/0	21	9	30	8.0	18	0	0	0	2	0

### PLAYOFFS

JAN 11	ATL	W	1/0	1	0	1	0.0	0	0	0	0	0	1	0
JAN 19	TB	L	1/0	0	0	0	0.0	0	0	0	0	1	0	0
TOTALS			2/0	1	0	1	0.0	0	0	0	0	1	1	0





**Position:** Defensive End

**Height, Weight:** 6-4, 265

**Born:** 9/3/76 in Ft. Myers, FL

**College:** Florida

**High School:** North Ft. Myers,

Ft. Myers, FL

**NFL Experience:** 6th (1st as an Eagle)

**Acquired by Eagles:** UFA [Ten] 2004

**Originally joined NFL:** 01-99 by  
Tennessee (16th selection overall)



"We always say we like to throw fastballs at the offense, now we have Nolan Ryan." That quote from Eagles head coach Andy Reid portrays the Eagles desire to have speed and depth on the defensive line. One of the NFL's premier defensive ends, Kearse brings an impressive resume to Philadelphia after putting his signature on an eight-year contract on the first day of the free agency signing period (3/4/04). A three-time Pro Bowl selection, Kearse earned Rookie of the Year honors after setting an NFL rookie record with 14.5 sacks, a total made him the first rookie in NFL history to lead a conference in sacks. With double-digit sacks in each of his first three professional seasons, Kearse joined Reggie White and Derrick Thomas as the only players



## LENDING A REALLY BIG HELPING HAND

When Kearse was growing up in Ft. Myers, FL, life wasn't always easy. Despite what was going on around him, he had one escape, his local Boys and Girls Club. Now, many years later he makes it a point to help out those who helped him out, as they are the main beneficiary of The Jevon Kearse Foundation.

"It was an outlet for me growing up," said Kearse. "It helped me get focused on education and athletics. It showed me how things should be. I want kids to have the same opportunities I had."

The Jevon Kearse Foundation is committed to giving young people hope and joy. His foundation generates proceeds to put back into the community, giving youth who are considered economically and socially disadvantaged, the opportunity to experience different opportunities, that they may have not



in NFL history to do so. The 16th overall selection by Tennessee in 1999, Kearse recorded 47.5 sacks in five seasons with the Titans. In that span he also totaled 311 tackles, 86 hurries, 23 tackles for loss, 24 forced fumbles, one fumble recovery and one interception.

## BIRDSEED:

- Kearse has become one of the NFL's most recognizable stars. He has appeared in national ad campaigns for such products as Direct TV, Pepsi, Reebok and NFL Gameday (Playstation). He made his acting debut in the Disney Channel series, "The Jersey." He has been on numerous magazine covers such as *Sports Illustrated* and *Street&Smith's*. While in Nashville was a spokesman for Baptist Hospital
- Nicknamed "The Freak" by teammates while at the University of Florida for his combination of power, quickness and intensity, Kearse is one of the fastest and most athletic defensive ends in football. He clocked a 4.43 in the 40-yard dash at the NFL Scouting Combine in 1999, tying CB Deion Sanders for the fastest first 10 yards of the 40-yard dash in Combine history
- Prior to every game, Kearse can be found saying a prayer for his younger brother, Rocky, who died before Jevon made it to the NFL. He paid homage to his younger sibling by tattooing his name inside of a cross on his left shoulder





- After two weeks of taking out the trash, peeling shrimp, bagging zucchini, cleaning dishes and serving as a prep cook, Kearsse decided to quit his high school job at Red Lobster to pursue other career endeavors which he found more entertaining
- His favorite throwback jersey is his Wilt Chamberlin Los Angeles Lakers jersey. "Wilt was a one-man wrecking crew."
- Hosts his annual celebrity charity weekend in his hometown of Ft. Myers during the offseason, where he was inducted into the Boys and Girls Club Hall of Fame

## CAREER HIGHLIGHTS:

- A three-time Pro Bowl selection, two-time first team All Pro and the 1999 NFL Defensive Rookie of the Year, Kearsse enters the 2004 season with 47.5 career sacks
- Set the NFL single-season rookie record for sacks with 14.5 in 1999, and became the first rookie ever to lead the AFC
- Set an NFL record with 12 consecutive games (10/31/99 – 9/10/00) with at least a half-sack
- Became just the 4th player in NFL history to record double-digit sacks in each of his first three seasons, joining Anthony Smith and future Hall of Famers Reggie White and Derrick Thomas
- Spent the first two seasons of his pro career at left defensive end before moving to the right side in 2001 following the addition of Kevin Carter
- With 26 sacks during his first two NFL seasons, ranked 3rd in league history, behind only Reggie White (31) and Derrick Thomas (KC, 30)
- Became the 6th player in league history to collect double-digit sacks in his first two seasons, joining Keith Millard, Garin Veras, Burt Grossman, Derrick Thomas and Reggie White
- In 75 combined career games, has posted at least a partial sack in 31 of them, including 11 games with at least 2 sacks and 3 with 3 sacks
- In 2003, led the Titans in sacks (9.5) for the 4th time, while helping lead the defense to rank first in the NFL against the run
- Recorded his first career INT vs. TB (12/28/03) as he tipped a Brad Johnson pass and snagged it out of the air
- Saw action in 4 games in 2002. Was inactive for the next 12 games after he fractured the fifth metatarsal in his left foot on the second play from scrimmage against the Eagles in the season opener (9/8)

## YOU'VE BEEN KEARSE

In Kearsse's five-year career, he has victimized 30 different NFL signal-callers for a total of 47.5 regular season and 2 postseason sacks.

**REGULAR SEASON:** Mark Brunell 6.5, Tim Couch 4, Trent Dilfer 4, Rich Gannon 3, Jeff Garcia 3, Elvis Grbac 3, Jeff Blake 2, Tom Brady 2, Brian Griese 2, Doug Pederson 2, Scott Mitchell 1.5, Tony Banks 1, Charlie Batch 1, David Carr 1, Jake Delhomme 1, Brett Favre 1, Jay Fiedler 1, David Garrard 1, Danny Kannel 1, Jon Kitna 1, Byron Leftwich 1, Tommy Maddox 1, Donovan McNabb 1, Kordell Stewart 1, Mike Tomczak 1, Kurt Warner 1, Anthony Wright 1, Damon Huard 0.5, R. Johnson 0.5, Peyton Manning 0.5.

**POSTSEASON:** Rob Johnson 2.0

- Named to the Pro Bowl for the 3rd consecutive season after posting 10 sacks in 2001.
- Matched career highs with 3 sacks of Mark Brunell and 2 forced fumbles vs. Jax. (11/4/01)
- Started 16 games in 2000 at LDE and led the team in sacks (11.5) for the 2nd consecutive year on his way to a 2nd-straight Pro Bowl
- Tied career highs with 3 sacks (QB Trent Dilfer) and 2 forced fumbles vs. Bal. (11/12/00)
- Set a career high with 14 tackles at Buf. (9/3/00)
- In 1999, started 16 games and all 4 playoff games en route to an appearance in Super Bowl XXXIV and a start in the Pro Bowl. Was the first rookie defensive end in AFC history and the first rookie DE in the NFL since Detroit's Al "Bubba" Baker in 1978 to be named a Pro Bowl starter
- Led the AFC and set the NFL single-season rookie record for sacks with a career-high 14.5 in 1999. Also set career highs in both tackles (85) and forced fumbles (10)
- Named to numerous All-Pro teams in 1999, including AP, *Pro Football Weekly* and Dr. Z of *Sports Illustrated*
- Named 1999 defensive rookie of the year by AP, *Football News*, *Football Digest* and *Pro Football Weekly*/Pro Football Writers Association of America
- Earned NFL rookie of the month honors in September, November and December of 1999
- Named NFL Pass Rusher of the Year by the NFL Alumni group and finished a close second to TB's Warren Sapp in the NFL defensive POY voting in 1999
- Tallied 4 tackles and 2 passes defended against STL in Super Bowl XXXIV (1/30/00)





- Accounted for 2 sacks (QB Rob Johnson) and 2 forced fumbles in the AFC Wild Card game vs. Buf. (1/8/00). Also credited with a safety
- Forced a Mike Tomczak fumble in the regular season finale at Pit. (1/2/00) and returned it 14 yds. for his first career TD
- Recorded 2 sacks (QB Jeff Blake), and a career-high 2 forced fumbles at Cin. (11/14/99)
- Dropped Tim Couch for a career-high 3 sacks vs. Cle. (9/19/99), the first of his career

## PERSONAL:

- Single and spends time between the Philadelphia area and Miami, FL, in the offseason
- Racked up 96 tackles, 6 INTs, 4 blocked punts and caught 24 passes for 453 yards as a senior at North Fort Myers (FL) HS, where he was named *USA Today* and *SuperPrep* All-America, All-State 5A, District Most Valuable Player, and Area Defensive Player of the Year at strong safety. Returned 4 kickoffs for TDs during high school career
- Was a member of the National Honor Society
- Collects remote controlled cars (10) and planes (12)
- Donates Reebok football uniforms to Ft. Myers high schools and to youth leagues in Miami
- Fishing is one of his favorite hobbies
- Is a cousin of Oakland CB Philip Buchanan and former Florida DE Johnnie Church
- Credits his uncles and his Pop Warner coaches for helping him to become the man he is today
- Majored in sociology
- Full name: Jevon Kearse

## COLLEGE:

Began his career at Florida as a safety before making the move to outside linebacker where he became an All-America selection. Collected 145 tackles, 16.5 sacks, 6 forced fumbles, 1 INT, 1 fumble recovery and 19 pass deflections. As a junior in 1998, was a finalist for both the Butkus Award and the Chuck Bednarik College Defensive Player of the Year Award, in addition to being named a semifinalist for the Lombardi Award. A two-time All-SEC honoree, also earned SEC All-Freshman honors for the Gators 1996 squad that claimed the National Championship with a win in the Sugar Bowl over a Florida State team that included Eagles DT Corey Simon. Redshirted in 1995.

## INJURY HISTORY:

Sprained left ankle vs. Jax. (11/16/03) and was inactive for two contests. Missed the final two preseason contests of 2003 with a sprained right ankle. Fractured the fifth metatarsal in his left foot on the season's second play from scrimmage vs. Phi. (9/8/02) and missed the next 12 contests. In season finale at Hou. (12/29/02), was sidelined in 3rd qtr. after irritating his left foot.

## JEVON KEARSE'S CAREER STATISTICS

YEAR	TEAM	GP/GS	TACKLES			QUARTERBACK			KD	FF	FR
			SOLO	AST	TOT	SACKS	HUR				
1999	TEN.	16/16	59	26	85	14.5	18		6	10	1
2000	TEN.	16/16	53	31	84	11.5	19		6	4	0
2001	TEN.	16/16	39	25	64	10.0	27		3	5	0
2002	TEN.	4/1	6	5	11	2.0	4		0	0	0
2003	TEN.	14/14	40	27	67	9.5	19		1	4	0
TOTALS		66/63	197	114	311	47.5	86		16	23	1
PLAYOFFS											
1999	TEN.	4/4	10	3	13	2.0	2		5	2	1
2000	TEN.	1/1	0	2	2	0.0	0		0	0	0
2002	TEN.	2/0	2	1	3	0.0	1		0	0	0
2003	TEN.	2/2	5	3	8	0.0	0		0	0	0
TOTALS		9/7	17	9	26	2.0	3		5	2	1

## ADDITIONAL CAREER STATISTICS

**TOUCHDOWNS:** 14-yd. fumble (Mike Tomczak) return vs. Pit. 1/2/00

**INTERCEPTIONS:** 1-0 vs. TB 12/28/03 (QB - Brad Johnson)

**CAREER HIGHS:** TACKLES - Total 14 at Buf. 9/3/00, Solo 12 at Buf. 9/3/00; Sacks - 3.0 (three times) last vs. Jax. 11/4/01; Forced Fumbles 2 (three times) last vs. Jax. 11/4/01

**MILESTONES:** First NFL start: vs. Cin. 9/12/99, First career sack: vs. Cle. 9/19/99 (QB - Tim Couch), First INT: 1-0 vs. TB 12/28/03 (QB - Brad Johnson), First TD: 14-yd. fumble return (Mike Tomczak) vs. Pit. 1/2/00



**NFL RECORDS:** Most consecutive games with at least a partial sack: 12 (10/31/99 - 9/10/00), Most sacks in a single season by a rookie: 14.5 (1999).





## KEARSE GAME-BY-GAME

### 1999 TENNESSEE TITANS

DATE	OPP.	W/L	P/S	S	A	T	SAC	HUR	INT	YDS	LG	KD	FF	FR
SEP 12	CIN	W	1/1	6	1	7	0.0	0	0	0	0	0	1	0
SEP 19	CLW	W	1/1	4	1	5	3.0	0	0	0	0	1	0	0
SEP 26	@ JAX	W	1/1	6	3	9	0.0	1	0	0	0	0	1	0
OCT 3	@ SF	L	1/1	4	2	6	0.0	1	0	0	0	0	0	0
OCT 10	BAL	W	1/1	2	4	6	0.0	2	0	0	0	0	0	0
OCT 17	@ NO	W	1/1	2	2	4	0.0	2	0	0	0	1	0	0
OCT 31	StL	W	1/1	5	0	5	1.0	2	0	0	0	0	1	0
NOV 7	@ MIA	L	1/1	5	3	8	0.5	2	0	0	0	1	1	0
NOV 14	@ CIN	W	1/1	3	2	5	2.0	0	0	0	0	2	2	0
NOV 21	PIT	W	1/1	2	1	3	1.0	1	0	0	0	0	0	0
NOV 28	@ CLE	W	1/1	4	2	6	1.0	2	0	0	0	0	1	0
DEC 5	@ BAL	L	1/1	4	2	6	1.0	2	0	0	0	1	1	0
DEC 9	OAK	W	1/1	6	0	6	2.0	0	0	0	0	0	1	0
DEC 19	ATL	W	1/1	3	1	4	1.0	1	0	0	0	0	0	0
DEC 26	JAX	W	1/1	1	2	3	1.0	2	0	0	0	0	0	0
JAN 2	@ PIT	W	1/1	2	0	2	1.0	0	0	0	0	0	1	1
TOTALS			16/16	59	26	85	14.5	18	0	0	0	6	10	1

### PLAYOFFS

JAN 8	@ BUF	W	1/1	4	0	4	2.0	0	0	0	0	1	2	0
JAN 16	@ IND	W	1/1	1	2	3	0.0	2	0	0	0	2	0	0
JAN 23	@ JAX	W	1/1	1	1	2	0.0	0	0	0	0	0	0	1
JAN 30	StL	L	1/1	4	0	4	0.0	0	0	0	0	2	0	0
TOTALS			4/4	10	3	13	2.0	2	0	0	0	5	2	1

### 2000

DATE	OPP.	W/L	P/S	S	A	T	SAC	HUR	INT	YDS	LG	KD	FF	FR
SEP 3	@ BUF	L	1/1	12	2	14	0.5	1	0	0	0	0	0	0
SEP 10	KC	W	1/1	1	1	2	1.0	0	0	0	0	0	0	0
SEP 24	@ PIT	W	1/1	5	3	8	0.0	0	0	0	0	0	0	0
OCT 1	NYG	W	1/1	1	0	1	0.0	0	0	0	0	1	0	0
OCT 8	CIN	W	1/1	1	2	3	0.0	1	0	0	0	1	0	0
OCT 16	JAX	W	1/1	2	1	3	0.5	1	0	0	0	0	0	0
OCT 22	@ BAL	W	1/1	2	3	5	1.0	2	0	0	0	0	1	0
OCT 30	@ WAS	W	1/1	3	3	6	0.0	2	0	0	0	0	0	0
NOV 5	PIT	W	1/1	1	1	2	0.0	2	0	0	0	0	0	0
NOV 12	BAL	L	1/1	6	2	8	3.0	1	0	0	0	1	2	0
NOV 19	CLE	W	1/1	3	2	5	1.0	4	0	0	0	0	0	0
NOV 26	@ JAX	L	1/1	4	1	5	0.0	1	0	0	0	2	0	0
DEC 3	@ PHI	W	1/1	4	5	9	1.0	1	0	0	0	0	0	0
DEC 10	CIN	W	1/1	2	1	3	1.5	2	0	0	0	0	0	0
DEC 17	CLE	W	1/1	2	4	4	1.0	0	0	0	0	1	1	0
DEC 25	DAL	W	1/1	4	4	6	1.0	1	0	0	0	0	0	0
TOTALS			16/16	53	31	84	11.5	19	0	0	0	6	4	0

### PLAYOFFS

JAN 7	BAL	L	1/1	0	2	2	0.0	0	0	0	0	0	0	0
-------	-----	---	-----	---	---	---	-----	---	---	---	---	---	---	---

### 2001

DATE	OPP.	W/L	P/S	S	A	T	SAC	HUR	INT	YDS	LG	KD	FF	FR
SEP 9	MIA	L	1/1	3	2	5	0.0	1	0	0	0	0	0	0
SEP 23	@ JAX	L	1/1	5	1	6	2.0	1	0	0	0	0	1	0
OCT 7	@ BAL	L	1/1	1	1	2	0.0	4	0	0	0	1	0	0
OCT 14	TB	W	1/1	2	2	4	0.0	4	0	0	0	0	0	0
OCT 21	@ DET	W	1/1	2	1	3	1.0	1	0	0	0	0	0	0
OCT 29	@ PIT	L	1/1	3	3	6	0.0	1	0	0	0	0	0	0
NOV 4	JAX	W	1/1	3	1	4	3.0	3	0	0	0	0	2	0
NOV 12	BAL	L	1/1	3	1	4	2.0	2	0	0	0	0	0	0
NOV 18	CIN	W	1/1	3	0	3	1.0	1	0	0	0	0	0	0
NOV 25	PIT	L	1/1	2	1	3	0.0	1	0	0	0	0	0	0
DEC 2	@ CLE	W	1/1	1	2	3	0.0	3	0	0	0	0	0	0
DEC 9	@ MIN	L	1/1	3	3	6	0.0	1	0	0	0	0	0	0
DEC 16	GB	W	1/1	4	1	5	1.0	3	0	0	0	1	1	0
DEC 22	@ OAK	W	1/1	0	3	3	0.0	0	0	0	0	0	0	0
DEC 30	CLE	L	1/1	0	1	1	0.0	0	0	0	0	0	0	0
JAN 6	CIN	L	1/1	4	2	6	0.0	1	0	0	0	1	1	0
TOTALS			16/16	39	25	64	10.0	27	0	0	0	3	5	0

### 2002

DATE	OPP.	W/L	P/S	S	A	T	SAC	HUR	INT	YDS	LG	KD	FF	FR
SEP 8	PHI	W	1/1	0	0	0	0.0	0	0	0	0	0	0	0
SEP 15	@ DAL	L	0/0											
SEP 22	CLE	L	0/0											
SEP 29	@ OAK	L	0/0											
OCT 6	WAS	L	0/0											
OCT 13	JAX	W	0/0											
OCT 27	@ CIN	W	0/0											
NOV 3	@ IND	W	0/0											
NOV 10	HOU	W	0/0											
NOV 17	PIT	W	0/0											
NOV 24	@ BAL	L	0/0											
DEC 1	@ NYG	W	0/0											
DEC 8	IND	W	0/0											
DEC 16	NE	W	1/0	0	2	2	0.0	1	0	0	0	0	0	0
DEC 22	@ JAX	W	1/0	4	2	6	2.0	1	0	0	0	0	0	0
DEC 29	@ HOU	W	1/0	2	1	3	0.0	2	0	0	0	0	0	0
TOTALS			4/1	6	5	11	2.0	4	0	0	0	0	0	0

### PLAYOFFS

JAN 11	PIT	W	1/0	1	1	2	0	0	0	0	0	0	0	0
JAN 19	@ OAK	L	1/0	1	0	1	0	1	0	0	0	0	0	0
TOTALS			2/0	2	1	3	0.0	1	0	0	0	0	0	0

### 2003


DATE	OPP.	W/L	P/S	S	A	T	SAC	HUR	INT	YDS	LG	KD	FF	FR
SEP 7	OAK	W	1/1	3	0	3	1.0	1	0	0	0	0	0	0
SEP 14	@ IND	L	1/1	5	5	10	0.5	2	0	0	0	0	0	0
SEP 21	NO	W	1/1	2	1	3	0.0	1	0	0	0	0	0	0
SEP 28	@ PIT	W	1/1	4	2	6	1.0	2	0	0	0	0	0	0
OCT 5	NE	L	1/1	3	1	4	2.0	0	0	0	0	0	1	0
OCT 12	HOU	W	1/1	1	1	2	1.0	4	0	0	0	0	0	0
OCT 19	@ CAR	W	1/1	4	2	6	1.0	2	0	0	0	0	1	0
OCT 26	JAX	W	1/1	2	2	4	1.0	1	0	0	0	0	1	0
NOV 9	MIA	W	1/1	6	3	9	2.0	1	0	0	0	0	1	0
NOV 16	JAX	W	1/1	1	0	1	0.0	0	0	0	0	0	0	0
NOV 23	@ ATL	W	0/0											
DEC 1	NYJ	L	0/0											
DEC 7	IND	L	1/1	0	3	3	0.0	1	0	0	0	0	0	0
DEC 14	BUF	W	1/1	2	5	7	0.0	2	0	0	0	0	0	0
DEC 21	@ HOU	W	1/1	3	1	4	0.0	0	0	0	0	0	0	0
DEC 28	TB	W	1/1	4	1	5	0.0	2	1	0	0	1	0	0
TOTALS			14/14	40	27	67	9.5	19	1	0	0	1	4	0

### PLAYOFFS

JAN 3	@ BAL	W	1/1	2	1	3	0.0	0	0	0	0	0	0	0
JAN 10	@ NE	L	1/1	3	2	5	0.0	0	0	0	0	0	0	0
TOTALS			2/2	5	3	8	0.0	0	0	0	0	0	0	0







**Damian Lavergne** **68**

**Position:** Tackle

**Height, Weight:** 6-6, 328


**Born:** 4/22/80 in Opelousas, LA

**College:** Louisiana Tech

**High School:** Glen Oaks, Baton Rouge, LA

**NFL Experience:** 2nd (2nd as an Eagle)

**Acquired by Eagles:** Signed as a rookie free agent in 2003



**Norman LeJeune** **27**

**Position:** Safety

**Height, Weight:** 6-0, 200

**Born:** 5/10/80 in Baton Rouge, LA

**College:** LSU

**High School:** Brusly, Brusly, LA

**NFL Experience:** 1st (2nd as an Eagle)

**Acquired by Eagles:** 07-03 (244th selection overall)

An undrafted free agent from Louisiana Tech in 2003, Lavergne suffered a torn ACL in his left knee during the 3rd preseason game vs. NE (8/22/03) and spent the rest of his rookie season on the Injured Reserve list.

#### **PERSONAL:**

- Earned all-district honors as a senior at Glen Oaks HS in Baton Rouge, LA
- Also lettered in basketball and track and field
- Earned a degree in sociology
- Full name: Damian Dylon Lavergne

#### **COLLEGE:**

Was a three-year starter at Louisiana Tech, starting 34 consecutive games to end his career. Selected first-team All-WAC as a senior. Registered 90 knockdown blocks while the offense averaged 417.9 yards per game. Also first-team All-WAC as a junior, after collecting 87 knockdowns.

The team's 7th round draft choice out of LSU in 2003, Lejeune (luh-ZHERN) spent the bulk of his rookie season learning the intricacies of the Eagles defense as a member of the practice squad. Was promoted to the active roster on 12/22/03 and was inactive.

#### **PERSONAL:**


- He and his wife, Trymica, have a son, Norman III (11/4/00), and a daughter, Nia (3/4/98). Comes from a Louisiana French Creole speaking family
- He and Brian Dawkins shared the same college position coach, Charlie Harbison
- Majored in child psychology
- Attended Brusly (LA) HS and was the Class 3A leading rusher as a senior, with 1,609 yds. and 27 TDs

#### **COLLEGE:**

Played in 44 games at LSU. Finished with 250 tackles. Started 13 games as a senior finishing 2nd on the team with a career-high 107 tackles, 5 sacks, 10 TFLs, and 15 KDs. Played both S and CB as a junior and notched 59 tackles. Played in every game as a freshman LB, earning SEC All-Freshman honors.







**Chad Lewis** **89**

**Position:** Tight End  
**Height, Weight:** 6-6, 252  
**Born:** 10/5/71 in Fort Dix, NJ  
**College:** Brigham Young  
**High School:** Orem, Orem, UT  
**NFL Experience:** 7th (7th as an Eagle)  
**Acquired by Eagles:** Waivers (StL) 1999  
**Originally joined NFL:** Signed as rookie free agent by Philadelphia in 1997

Most sons look up to their fathers as role models. In Chad Lewis' case, he also looks to his dad as his source for inspiration. On July 2, 1990, three months before Chad was to leave on his LDS mission, Dr. Roger Lewis suffered a stroke because of an abscessed tooth. He was told he might never walk again. When he left the hospital two months later under his own power, though, his son felt the same pride most fathers have watching their sons succeed. Lewis may look to his father for inspiration, but he himself has a truly inspiring story. Now a three-time Pro Bowl selection, he began the journey to his NFL success as a walk-on on the BYU football squad and ended up starting 22 games and catching 111 passes in his college career. Undrafted, Lewis signed a rookie free agent contract with the Eagles in



1997 and caught 4 TDs in his rookie campaign. With two trips to the waiver wire (Philadelphia and St. Louis both released him) that followed in just over a year, Lewis stayed focused and refused to give up. He returned to Philadelphia on 11/17/99 and earned three Pro Bowl berths along with a four-year contract extension on 12/23/00.

## BIRDSEED:

- For several years has taken a "Brothers Trip" along with his 4 brothers and their father, Roger. The six Lewis men go for a weekend hike through the mountains of Utah or Montana
- Was in Taichung, Taiwan from October, 1990 through October, 1992 as part of his LDS mission (said Lewis, "The only thing I knew about Taiwan was that everything is made there. Everything except me.")
- His favorite quote is: Jen Jin Bu Pa Hwo, which is Chinese for, "True gold does not fear the refiners fire"
- Earned degrees in both communications and Chinese and was twice named to the Academic All-WAC squad. Also named a GTE Academic All-American in 1996
- Has been surrounded by an athletic family. His wife, Michele, was a two-time volleyball All-American at BYU, and led her team to the Final Four in 1993. She was inducted into the school's hall of fame in 2003. Three of his four brothers played Division I football. Todd and Dave were linebackers at BYU and Mike was a defensive end at Utah

## BACK TO YOU CHAD...

Served as the color commentator for Super Bowl XXXVIII on the China Central Television broadcast.

"I had never done commentary for a football game before," said Lewis. "Never. Not college, not high school, never in English, much less the Super Bowl in Chinese!"

After taping several promotional spots for NFL Films to air in China leading up to the big game, he was asked to do the Super Bowl broadcast when the Eagles were eliminated in the NFC Championship Game. Lewis spent the following two weeks preparing for the gig by reading the study guide books he used for his mission, listening to Chinese language tapes in his car, and talking in only Chinese. Was helped by Don Yang, a Chinese immigrant who works in the IT department of NFL Films.

"I was nervous for the first three days," admitted Lewis. "But I decided to cut it loose, have a great time, and not worry if I made a mistake. Just keep it simple."





Believed to be the only NFL player fluent in Mandarin Chinese, Chad Lewis has drawn the interest of many fans and media from that country. The following verse is an excerpt from his bio using the Chinese language:

大部份的兒子都會向自己的父親看齊。Chad Lewis也不例外，以他的父親為榜樣。1990年7月2日，在Chad即將展開末世聖徒（LDS）傳教之旅的三個月前，Roger Lewis醫生因為一顆長膿瘡的牙齒而中風，被告知也許永遠無法再走路。可是兩個月後他憑著自己的力量離開醫院，而他的兒子就像大部份看到自己兒子成功的父親一樣，也感到與有榮焉。Lewis向他的父親看齊，可是他自己的故事也足以激勵人心。他已經三次入選Pro Bowl，但是在這份全國橄欖球聯盟（NFL）的榮耀背後，他卻是以BYU橄欖球隊的臨時隊員起家，在大學生涯中擔任22場球賽的開場球員，接到111次傳球。由於未被點召，Lewis在1997年和老鷹隊簽了一紙新人的自由經紀合約，在第一季四次觸地得分。之後的一年內Lewis連續兩次被球隊放棄（費城隊和聖路易隊）。可是他並不氣餒，仍舊全神貫注，勇往直前。他在1999年11月17日重返費城，贏得三次Pro Bowl席次，並在2000年12月23日獲得四年的續約。

- Said FOX Sports analyst Troy Aikman in 2003: "On this Eagles football team, the guy who epitomizes unselfishness is Chad Lewis. In 2000, he had 69 receptions. Now he doesn't have near the receptions he is accustomed to having. He has been a great mentor for L.J. Smith and has done a great job of putting his ego aside."
- When Lewis was a youngster he was very particular about how he was to be thrown the football. "I made my brothers throw me over-the-shoulder balls," said Lewis. "One after the other. That's all I wanted. I wanted to be Lynn Swann. That's who I was when we played in the back yard. I idolized him."

## CAREER HIGHLIGHTS:

- Snagged a 29-yd. pass on a crucial 3rd-n-9 late in the 4th qtr. at Car. (11/30/03) which led to a FG that clinched the win
- Hauled in a critical 20-yd. reception late in the 4th qtr. that set up the eventual game-winning TD by Todd Pinkston at GB (11/10/03) on MNF
- Made his third consecutive trip to the Pro Bowl in 2002 with 42 receptions, 398 yards, 3 TDs
- Was a reliable target for backup QBs Koy Detmer and A.J. Feeley during the final 6 regular season games of 2002 (17-198 receiving)
- Caught 5 passes for 41 yds., highlighted by a 6-yd. TD pass from Feeley, at SF (11/25/02). Also filled in at holder when Detmer went down with a dislocated left elbow
- Returned to the Pro Bowl for the 2nd consecutive year following a 41 reception, 422 yd., 6 TD (career-high) performance in 2001. Also earned second team All-NFL honors from AP

## IMPROVING FOREIGN RELATIONS

Lewis trekked around Southeast Asia for 11 days in May of 2002 promoting American football in Thailand, Singapore and Taiwan. It was not his first trip to the region; he had spent two years (1990-92) in Taichung, Taiwan serving a mission for the Church of Jesus Christ of Latter Day Saints. "It was so crazy. I put a helmet on and they would crack up laughing. I'd show them a football and they didn't know what the (laces) were for."

An ideal representative for the sport, Lewis is fluent in Mandarin Chinese. While visiting, he taught a football clinic in Taiwan, threw out the first pitch at a professional baseball game and gave interviews to the media. "When they found out I'd do interviews in Chinese the requests tripled," said Lewis.

"They're getting to understand football, they love the Eagles," said Lewis. "All they know is I care about them. If you show the people there you care about them, they care about you."

- In the NFC East Division-clinching win vs. NYG (12/30/01) went 5-53 receiving on the Eagles first possession, including a 5-yd. TD catch. With the Eagles trailing late in the 4th qtr., snagged a 7-yd. TD pass tying the score at 21 with 1:49 remaining. Posted season-highs in every category (7-74-2TDs)
- Went 12-145 receiving in the 2001 playoffs, including a 16-yd. TD catch vs. TB in the NFC Wild Card game (1/12/02)
- In 2000, led the team and all NFC tight ends with 69 catches for 735 yards. Those totals were the most by an Eagles TE since Keith Jackson (81-869-6TDs) in 1988. He became the first Eagles TE to exceed the 50-catch plateau since Jackson's 63 in '89





- Grabbed 3 passes in OT vs. Dal. (11/5/00) to set up a game-winning FG in a 16-13 victory
- His career-long 52-yard catch on the opening drive at Cle. (12/10/00) set up the Eagles first score and his first career 100-yard receiving day (5-100)
- Was claimed off waivers by Phi. from StL on 11/17/99. In his first game back with the Eagles vs. Ind. (11/21/99), grabbed a 6-yd. TD pass from McNabb (it was McNabb's first career TD pass)
- Played in two contests with the Eagles in 1998 before being released on 9/15. Was signed by the Rams on 12/9, but was deactivated for their final three contests
- Made the Eagles in 1997 as an undrafted, 25-year old free agent and hauled in 4 TDs on 12 receipts.
- Made his first career start in a Monday Night Football game at Dal. (9/15/97) and caught his first TD pass (a 14-yarder from Ty Detmer)
- His 8-yd. TD grab from Rodney Peete vs. Dal. (10/26/97) tied the game with 0:45 left before Chris Boniol's PAT gave the Eagles a 13-12 victory

## PERSONAL:

- Chad and his wife, Michele, have two daughters, Emily (9/30/96) and Sarah (11/12/97), and two sons, Jacob (10/19/00) and Jefferson (1/2/04). The family resides in Cedars Hills, UT
- Was the keynote speaker at the Pennsylvania Special Olympics Hall of Fame Induction dinner in May of 2004. Many in attendance noted that he was by far the most moving speaker in the history of the event
- Traveled to Mexico in the 2003 offseason with his family to visit his father-in-law, Doug Fellows. Fellows, who has been a Spanish teacher for 40 years, served a mission for the LDS Church in Mexico
- For Halloween, dressed as Uncle Sam in 2002 and as a pirate in 2001 and visited the Children's Hospital of Philadelphia with his teammates
- Joined the Teen Leadership Assistants and the Youth Advisory Council of the Free Library of Philadelphia to address the theme "Stepping Out of the Shadows" at the annual Youth Empowerment Summit.
- Works with the American Indian Services to help with education and raising money for scholarships
- Was honored with "The Helping Hands Award" by the NFL Alumni Association in 2001

- Says, "My mother and mother-in-law are the two greatest women on the planet!"
- A former Boy Scout, he earned Eagle Scout honors
- Full name: Chad Wayne Lewis

## COLLEGE:

Made the Brigham Young squad as a walk-on and, in four seasons with the Cougars, started 22 contests, catching 111 passes for 1,376 yds. and 10 TDs. As a senior in '96, shared the TE chores with Itula Mili, the Seahawks 6th round pick in 1997, and hauled in 37 passes for 420 yds. and 5 TDs. One year earlier capped his junior season by earning UPI All-America honorable mention and All-WAC first-team honors after posting 31-456-2TD receiving. Blocked 3 FG tries and one PAT during his career.

## CHAD LEWIS' CAREER STATISTICS

Year	Team	GP/GS	Rec.	Yards	Avg.	LG	TD
1997	PHIL.	16/3	12	94	7.8	17	4
	(1998 PHIL.)	2/0	0	0	0.0	0	0
	(1998 STL)	0/0	0	0	0.0	0	0
1998	TOTAL	2/0	0	0	0.0	0	0
	(1999 STL)	6/0	1	12	12.0	0	0
	(1999 PHI.)	6/4	7	76	10.9	21	3
1999	TOTAL	12/4	8	88	11.0	21	3
2000	PHIL.	16/16	69	735	10.7	52	3
2001	PHIL.	15/15	41	422	10.3	33	6
2002	PHIL.	16/16	42	398	9.5	30	3
2003	PHIL.	16/14	23	293	12.7	29	1
TOTALS		93/68	195	2,030	10.4	52	20

## PLAYOFFS

2000	PHIL.	2/2	6	51	8.5	17	0
2001	PHIL.	3/3	12	145	12.1	33	1
2002	PHIL.	2/2	8	87	10.9	16	0
2003	PHIL.	2/2	8	106	13.3	27	0
TOTALS		9/9	34	387	11.3	33	1

## ADDITIONAL CAREER STATISTICS

**TWO-POINT CONVERSIONS:** 2002 (1 pass from Donovan McNabb vs. Hou. 9/29/02 and 1 pass from McNabb vs. NYG 10/28/02)

**CAREER HIGHS: RECEIVING -** Recepts. 9 vs. Cin. 12/24/00; Yds. 100 at Cle. 12/10/00; TDs 2 (twice) last vs. NYG 12/30/01; Long 52 yds. from Donovan McNabb at Cle. 12/10/00.

**MILESTONES: First TD receiving and first start:** at Dal. 9/15/97 (QB - Ty Detmer), Caught Donovan McNabb's first TD pass: vs. Ind. 11/21/99, First 100-yd. receiving game: at Cle. 12/10/00.





## LEWIS GAME-BY-GAME

### 1997 PHILADELPHIA EAGLES

DATE	OPP.	W/L	P/S	REC	Yds	Avg	LG	TD
AUG 31	@ NYG	L	1/0	3	34	11.3	17	0
SEP 7	GB	W	1/0	1	5	5.0	5	0
SEP 15	@ DAL	L	1/1	2	19	9.5	121	1
SEP 28	@ MIN	L	1/0	0	0	0.0	0	0
OCT 5	WAS	W	1/0	0	0	0.0	0	0
OCT 12	@ JAX	L	1/0	0	0	0.0	0	0
OCT 19	ARZ	W	1/1	1	6	6.0	6	0
OCT 26	DAL	W	1/0	1	8	8.0	8	1
NOV 2	@ SF	L	1/0	0	0	0.0	0	0
NOV 10	ARZ	L	1/1	2	12	6.0	61	1
NOV 16	@ BAL	T	1/0	0	0	0.0	0	0
NOV 23	PIT	W	1/0	0	0	0.0	0	0
NOV 30	CIN	W	1/0	1	2	2.0	21	1
DEC 7	NYG	L	1/0	0	0	0.0	0	0
DEC 14	@ ATL	L	1/0	1	8	8.0	8	0
DEC 21	@ WAS	L	1/0	0	0	0.0	0	0
TOTALS			16/3	12	94	7.8	17	4

### 1998 PHILADELPHIA EAGLES ST. LOUIS RAMS

DATE	OPP.	W/L	P/S	REC	Yds	Avg	LG	TD
SEP 6	SEA	L	1/0	0	0	0.0	0	0
SEP 13	@ ATL	L	1/0	0	0	0.0	0	0
(RELEASED BY EAGLES ON 9/15)								
ST. LOUIS RAMS (SIGNED BY RAMS ON 12/9)								
DEC 13	NE	W	0/0			INACTIVE		
DEC 20	@ CAR	L	0/0			INACTIVE		
DEC 27	@ SF	L	0/0			INACTIVE		
TOTALS			2/0	0	0	0.0	0	0

### 1999 ST. LOUIS RAMS AND PHILADELPHIA EAGLES

DATE	OPP.	W/L	P/S	REC	Yds	Avg	LG	TD
SEP 12	BAL	W	1/0	1	12	12.0	12	0
SEP 26	ATL	W	1/0	0	0	0.0	0	0
OCT 3	@ CIN	W	1/0	0	0	0.0	0	0
OCT 10	@ SF	W	1/0	0	0	0.0	0	0
OCT 17	@ ATL	W	1/0	0	0	0.0	0	0
OCT 24	CLE	W	1/0	0	0	0.0	0	0
OCT 31	@ TEN	L	0/0			INACTIVE		
NOV 7	@ L	0/0				INACTIVE		
NOV 14	CAR	W	0/0			INACTIVE		
(WAIVED BY RAMS ON 11/16)								

### PHILADELPHIA EAGLES (CLAIMED OFF WAIVERS FROM RAMS 11/17)

DATE	OPP.	W/L	P/S	REC	Yds	Avg	LG	TD
NOV 21	IND	L	1/0	2	16	8.0	10	1
NOV 28	@ WAS	L	1/1	0	0	0.0	0	0
DEC 5	@ ARZ	L	1/1	1	11	11.0	11	1
DEC 12	@ DAL	L	1/1	1	19	19.0	19	0
DEC 19	NE	W	1/1	1	4	4.0	4	0
JAN 2	STL	W	1/0	2	26	13.0	21	1
TOTALS			12/4	8	88	11.0	21	3

### 2000 PHILADELPHIA EAGLES

DATE	OPP.	W/L	P/S	REC	Yds	Avg	LG	TD
SEP 3	@ DAL	W	1/1	1	6	6.0	6	0
SEP 10	NYG	L	1/1	4	67	16.8	31	1
SEP 17	@ GB	L	1/1	0	0	0.0	0	0
SEP 24	@ NO	W	1/1	5	43	8.6	161	1
OCT 1	ATL	W	1/1	7	52	7.4	11	0
OCT 8	WAS	L	1/1	5	77	15.4	21	0
OCT 15	@ ARZ	W	1/1	7	62	8.9	13	1
OCT 22	CHI	W	1/1	2	12	6.0	9	0
OCT 29	@ NYG	L	1/1	1	26	26.0	26	0
NOV 5	DAL	W	1/1	3	23	7.7	12	0
NOV 12	@ PIT	W	1/1	5	41	8.2	20	0
NOV 19	ARZ	W	1/1	5	52	10.4	30	0
NOV 26	@ WAS	W	1/1	6	53	8.8	27	0
DEC 3	TEN	L	1/1	4	55	13.8	22	0
DEC 10	@ CLE	W	1/1	5	100	20.0	52	0
DEC 24	CIN	W	1/1	9	66	7.3	15	0
TOTALS			16/16	69	735	10.7	52	3
PLAYOFFS								
DEC 31	TB	W	1/1	3	24	8.0	17	0
JAN 7	@ NYG	L	1/1	3	27	9.0	14	0
TOTALS			2/2	6	51	8.5	17	0

### 2001

DATE	OPP.	W/L	P/S	REC	Yds	Avg	LG	TD
SEP 9	STL	L	1/1	5	45	9.0	14	0
SEP 23	@ SEA	W	1/1	3	13	4.3	6	0
SEP 30	DAL	W	1/1	4	43	10.8	171	2
OCT 7	ARZ	L	1/1	4	38	9.5	14	0
OCT 22	@ NYG	W	1/1	1	15	15.0	15	0
OCT 28	OAK	L	1/1	2	27	13.5	23	0
NOV 4	ARZ	W	1/1	4	57	14.3	33	0
NOV 11	MIN	W	1/1	1	7	7.0	7	0
NOV 18	@ DAL	W	1/1	3	18	6.0	8	1
NOV 25	WAS	L	1/1	0	0	0.0	0	0
NOV 29	KC	W	1/1	1	27	27.0	27	0
DEC 9	SD	W	1/1	4	27	6.8	13	1
DEC 16	@ WAS	W	1/1	1	25	25.0	25	0
DEC 22	SF	L	1/1	1	6	6.0	6	0
DEC 30	NYG	W	1/1	7	74	10.6	31	2
JAN 6	@ TB	W	0/0	0	0	0.0	0	0
TOTALS			15/15	41	422	10.3	33	6

### PLAYOFFS

DATE	OPP.	W/L	P/S	REC	Yds	Avg	LG	TD
JAN 12	CHI	W	1/1	4	60	15.0	33	1
JAN 19	@ TB	W	1/1	3	32	10.7	14	0
JAN 27	@ STL	L	1/1	5	53	10.6	14	0
TOTALS			3/3	12	145	12.1	33	1

### 2002

DATE	OPP.	W/L	P/S	REC	Yds	Avg	LG	TD
SEP 8	@ TEN	L	1/1	3	28	9.3	18	1
SEP 16	WAS	W	1/1	1	14	14.0	14	0
SEP 22	DAL	W	1/1	3	21	7.0	8	0
SEP 29	HOU	W	1/1	5	31	6.2	14	0
OCT 6	@ JAX	L	1/1	6	47	7.8	14	1
OCT 20	TB	W	1/1	0	0	0.0	0	0
OCT 28	NYG	W	1/1	0	0	0.0	0	0
NOV 3	CHI	W	1/1	3	23	7.7	9	0
NOV 10	IND	L	1/1	4	36	9.0	11	0
NOV 17	ARZ	W	1/1	0	0	0.0	0	0
NOV 25	@ SF	W	1/1	5	41	8.2	21	1
DEC 1	STL	W	1/1	3	44	14.7	22	0
DEC 8	@ SEA	W	1/1	3	19	6.3	9	0
DEC 15	WAS	W	1/1	2	44	22.0	30	0
DEC 21	@ DAL	W	1/1	3	34	11.3	20	0
DEC 28	@ NYG	L	1/1	1	16	16.0	16	0
TOTALS			16/16	42	398	9.5	30	3

### PLAYOFFS

DATE	OPP.	W/L	P/S	REC	Yds	Avg	LG	TD
JAN 11	ATL	W	1/1	2	22	11.0	15	0
JAN 19	TB	L	1/1	6	65	10.8	16	0
TOTALS			2/2	8	87	10.9	16	0

### 2003

DATE	OPP.	W/L	P/S	REC	Yds	Avg	LG	TD
SEP 8	TB	L	1/1	3	22	7.3	14	0
SEP 14	NE	L	1/1	3	36	12.0	16	0
SEP 28	@ BUF	W	1/1	0	0	0.0	0	0
OCT 5	WAS	W	1/1	0	0	0.0	0	0
OCT 12	@ DAL	L	1/1	1	9	9.0	9	0
OCT 19	@ NYG	W	1/1	2	15	7.5	8	0
OCT 26	NYJ	W	1/1	1	8	8.0	8	0
NOV 2	@ ATL	W	1/1	1	14	14.0	14	0
NOV 10	@ GB	W	1/1	2	33	16.5	20	0
NOV 16	NYG	W	1/0	2	16	8.0	12	0
NOV 23	NO	W	1/1	2	37	18.5	23	0
NOV 30	@ CAR	W	1/1	1	29	29.0	29	0
DEC 7	DAL	W	1/1	1	28	28.0	28	0
DEC 15	@ MIA	W	1/1	2	31	15.5	16	0
DEC 21	SF	L	1/1	1	12	12.0	12	0
DEC 27	@ WAS	W	1/0	1	3	3.0	3	1
TOTALS			16/14	23	293	12.7	29	1

### PLAYOFFS

DATE	OPP.	W/L	P/S	REC	Yds	Avg	LG	TD
JAN 11	@ GB	W	1/1	4	37	9.3	12	0
JAN 18	CAR	L	1/1	4	69	17.3	27	0
TOTALS			9/9	34	387	11.3	33	1







**Greg Lewis**

**83**

**Position:** Wide Receiver  
**Height, Weight:** 6-0, 180  
**Born:** 2/12/80 in Chicago, IL  
**College:** Illinois  
**High School:** Rich South, Matteson, IL  
**NFL Experience:** 2nd (2nd as an Eagle)  
**Acquired by Eagles:** Signed as a rookie free agent in 2003  
**Originally joined NFL:** Same as above

In his first NFL season, the speedy Lewis showed a great deal of potential as a reserve wide receiver (6-95) and special teamer (11 tackles). Lewis was one of six rookie free agents to make the opening day roster a year ago.

#### BIRDSEED:

- Nicknamed "Foots" as a freshman at Illinois because when he ran, his feet moved east and west. Now referred to as "G-Lew" by his Eagle teammates
- Sang "Take Me Out to the Ballgame" at Wrigley Field with four Illini teammates and his former coach, Ron Turner. "I watched the tape and you can tell that I was off key," said Lewis

#### CAREER HIGHLIGHTS:

- Made 11 special teams tackles in 11 games in his rookie season. The Eagles were 10-1 in that span
- Caught a career-long 25-yd. pass from Donovan McNabb at Was. (12/27/03)
- Made his 1st career reception from McNabb at Atl. (11/2/03)

#### IT'S YOUR MOVE...G-LEW

Lewis was not your typical jock as a youngster, in fact, he was on the chess team in junior high as well as in high school. He learned to play from his father and his claim to fame was that he held the number one board in 6th grade for two weeks before he was eventually beaten.

"I want to go play against the old guys in the park with the large boards on top of buckets," said Lewis of his future plans in the world of chess.

In the spring, he brought his board skills to the Eagles Youth Partnership Chess Tournament. The tournament benefits the many programs that EYP has established to help the youth of Philadelphia.

#### PERSONAL:

- Single and resides in Philadelphia in the offseason
- Attended Rich South HS in Matteson, IL. Caught 56 passes for 880 yards and 13 TDs during his senior season which concluded with all-conference, all-area, and all-state selection by the *Chicago Tribune*
- With no scholarship offers, decided to walk on at Illinois because his cousin, Walter Young (a WR with Carolina), was there
- Earned a degree in speech communications
- Full name: Gregory Alan Lewis, Jr.

#### COLLEGE:

A former walk-on, he finished his career with 103 receipts., to rank 10th on Illinois all-time list, 1,456 receiving yards (8th) and 12 TDs. Served as the Illini's third receiver as a senior and finished the 2002 season ranked 3rd on the team with 38 receptions for 538 yards and 4 TDs. Returned 6 kicks for 86 yds. in 2001.

#### LEWIS GAME-BY-GAME

DATE	OPP.	W/L	P/S	REC	YDS	AVG	LG	TD
SEP 8	TB	L	0/0			INACTIVE		
SEP 14	NE	L	0/0			INACTIVE		
SEP 28	@ BUF	W	0/0			INACTIVE		
OCT 5	Was	W	0/0			INACTIVE		
OCT 12	@ DAL	L	0/0			INACTIVE		
OCT 19	@ NYG	W	1/0	0	0	0.0	0	0
OCT 26	NYJ	W	1/0	0	0	0.0	0	0
NOV 2	@ ATL	W	1/0	1	18	18.0	18	0
NOV 10	GB	W	1/0	0	0	0.0	0	0
NOV 16	NYG	W	1/0	1	14	14.0	14	0
NOV 23	NO	W	1/0	1	8	8.0	8	0
NOV 30	@ CAR	W	1/0	1	7	7.0	7	0
DEC 7	DAL	W	1/0	0	0	0.0	0	0
DEC 15	@ MIA	W	1/0	0	0	0.0	0	0
DEC 21	SF	L	1/0	1	23	23.0	23	0
DEC 27	@ WAS	W	1/0	1	25	25.0	25	0
TOTALS			11/0	6	95	15.8	25	0
PLAYOFFS								
JAN 11	GB	W	1/0	0	0	0.0	0	0
JAN 18	CAR	L	1/0	0	0	0.0	0	0
TOTALS			2/0	0	0	0.0	0	0







**Michael Lewis**

**Position:** Strong Safety

**Height, Weight:** 6-1, 211

**Born:** 4/29/80 in Houston, TX

**College:** Colorado

**High School:** Lamar Consolidated,  
Richmond, TX

**NFL Experience:** 3rd (3rd as an Eagle)

**Acquired by Eagles:** 02a-02 (58th  
selection overall)

**Originally joined NFL:** Same as above

One of the league's rising stars, Lewis has demonstrated his playmaking ability and leadership as the primary signal caller from his strong safety position. A hard-hitting safety with a penchant for creating big plays, Lewis piled up 132 tackles and a team-leading 3 interceptions during his first year as a full-time starter in 2003. In 2002, he made the most of his limited action as a rookie, as he had a hand in 7 takeaways (3 forced fumbles, 3 fumble recoveries, and an interception). "He's a smart kid and a very intense player, said defensive coordinator Jim Johnson. "He will knock you out if he's given the chance."

#### **BIRDSEED:**

- Filmed a public service announcement for the American Heart Association for Stroke Awareness month (May). "When I learned I had atrial fibrillation I was nervous and scared because I knew nothing about it. I want people to know that heart disease is something that can be treated. You can live a nor-

mal life and do everything you dream of as long as you take care of yourself."

- Is a huge fan of video games and claims to be the "King of Madden," referring to the EA Sports video game. His top four video games of all time are: Madden, Super Mario Brothers, Zelda, and Tecmo Bowl

#### **CAREER HIGHLIGHTS:**

- Was 3rd on the team in tackles (132) and tied for 1st in INTs (3) in 2003. Led the secondary with 2 sacks
- Named to Howie Long's Tough Guys Team in 2003
- All three of his INTs in 2003 came late in the 4th quarter of Eagle wins. His INT of Chad Pennington vs. NYJ (10/26) led to the game-winning TD. His theft of Jay Fielder at Mia. (12/15) occurred with under 4 minutes remaining and with the Eagles holding a 7-point lead
- Blocked a 45-yd. field goal attempt by John Carney that would have pulled the Saints to within a TD late in the 3rd qtr. vs NO (11/23/03). It was the first blocked FG by an Eagle since Joe Kelly at Arz. (11/24/96). It was also Lewis' first block since he was a freshman in high school (1994)
- Logged a career-high 15 tackles at GB (11/10/03) on Monday Night Football. Also posted a sack of Brett Favre, forced a fumble, and recovered another
- In 2002, made *Pro Football Weekly's* All-Rookie Team as a special teamer, after finishing 2nd on the team with 20 tackles on those units
- Started the final 4 regular season games of 2002 for an injured Blaine Bishop (groin)
- Recorded his first career INT at NYG (12/28/02) as he snared a pass by Kerry Collins that ricocheted off of Giants TE Jeremy Shockey in the end zone
- Recovered a fumble by Stephen Davis and notched his first career sack (QB Patrick Ramsey) vs. Was. (12/15/02)
- Made his first NFL start at Sea. (12/8/02) and led all defenders with 12 tackles
- During extensive playing time vs. Stl. (12/1/02), forced a fumble by WR Torry Holt and recovered a fumble by Lamar Gordon

#### **PERSONAL:**

- He and his wife, Amaris, a track star at Colorado, reside in Sicklerville, NJ, and Richmond, TX, with daughter, Morgan Naomi (3/19/03)
- A very spiritual man, he belongs to the Bethany Baptist Church in Lindenwold, NJ, and helps their youth track program. "It's a great opportunity to





share my gifts with children who have come from the same environment. Hopefully, I can provide some inspiration with the successes I have experienced."

- Played for the Richmond (TX) Raiders as a tailback and safety back in his Pop Warner days. "That's where I fell in love with the game of football."
- Enjoys watching boxing. His all-time favorite is Mike Tyson
- Holds the Eagles offseason basketball team record for most points scored in a game with 41
- Spends invaluable time watching others play the safety position. His favorites include John Lynch and Lawyer Milloy. Growing up a 49ers fan, he idolized Ronnie Lott and Merton Hanks
- Along with CB Sheldon Brown and Andy Reid, is featured on the Eagles Youth Partnership Book Mobile
- His brother, Rodney Williams, played basketball at Texas Lutheran
- Earned a degree in communications
- Was the district MVP as a junior and senior while attending Lamar Consolidated HS where he played DB, QB and RB

• Also lettered in basketball and track

• Full name: Michael Milton Lewis

## COLLEGE:

A mainstay at strong safety since his freshman year, he twice won the school's Dave Jones Award for the most outstanding defensive player and the Hale Irwin Award for the most outstanding defensive back in his junior and senior seasons. Closed out his career ranked 9th on the school's all-time list with 336 tackles (2nd-best among defensive backs), 2nd in forced fumbles (10) and tied for 12th with 9 INTs. His 6.5 career sacks are a Colorado record for DBs. As a senior, was a unanimous All-Big XII Conference first-team choice, earned third team All-America honors, and was a semi-finalist for the Thorpe Award, given to the nation's top defensive back. Led the squad with 112 tackles and 5 INTs, one of which he returned for a TD. As a junior, made a career-high 117 tackles on his way to first-team All-Big XII Conference honors.

## INJURY HISTORY:

Strained hamstring vs. Dal. (9/22/02) and missed the next two games.

## MICHAEL LEWIS' CAREER STATISTICS

YEAR	TEAM	GP/GS	TACKLES			QUARTERBACK		PASSES DEFENDED						
			SOLO	AST	TOT	SACKS	HUR	INT	Yds	LG	KD	FF	FR	STT
2002	PHIL.	14/4	27	15	42	1.0	3	1	0	0	2	3	3	20
2003	PHIL.	16/16	78	54	132	2.0	8	3	31	23	7	2	1	0
TOTALS		30/20	105	69	174	3.0	11	4	31	23	9	5	4	20
PLAYOFFS														
2002	PHIL.	2/0	0	1	1	0.0	0	0	0	0	0	0	0	0
2003	PHIL.	2/2	9	3	12	0.0	0	0	0	0	1	0	0	0
TOTALS		4/2	9	4	13	0.0	0	0	0	0	1	0	0	0

## ADDITIONAL CAREER STATISTICS

BLOCKED FG: vs. NO 11/23/03 (K John Carney - 45-yd. attempt)

CAREER HIGHS: TACKLES - Total 15 at GB 11/10/03, Solo 10 (twice) last vs. SF 12/21/03; INTs - 1 (four times) last at Was. 12/27/03, Long 23 vs. NYJ 10/26/03; SACKS - 1 (three times) last at GB 11/10/03

MILESTONES: First start: at Sea. 12/8/02, First sack: vs. Was. 12/15/02 (QB Patrick Ramsey), First INT: at NYG 12/28/02 (QB Kerry Collins).






## LEWIS GAME-BY-GAME

### 2002 PHILADELPHIA EAGLES

DATE	OPP.	W/L	P/S	S	A	T	Sac	Hur	Int	Yds	Lg	KD	FF	FR
SEP 8	@ TEN	L	1/0	0	0	0	0	0	0	0	0	0	0	0
SEP 16	@ WAS	W	1/0	0	0	0	0	0	0	0	0	0	0	0
SEP 22	DAL	W	1/0	1	0	1	0	0	0	0	0	0	0	0
SEP 29	HOU	W	0/0											
OCT 6	@ JAX	L	0/0											
OCT 20	TB	W	1/0	0	0	0	0	0	0	0	0	0	0	0
OCT 28	NYG	W	1/0	0	1	1	0	0	0	0	0	0	0	0
NOV 3	CHI	W	1/0	0	0	0	0	0	0	0	0	0	0	0
NOV 10	IND	L	1/0	1	1	2	0	0	0	0	0	0	1	0
NOV 17	ARZ	W	1/0	0	0	0	0	0	0	0	0	0	0	0
NOV 25	SF	W	1/0	3	0	3	0	0	0	0	0	0	0	0
DEC 1	STL	W	1/0	1	1	2	0	0	0	0	0	1	1	1
DEC 8	@ SEA	W	1/1	7	5	12	0	1	0	0	0	0	0	0
DEC 15	WAS	W	1/1	6	2	8	1	0	2	0	0	0	0	1
DEC 21	@ DAL	W	1/1	4	2	6	0	0	0	0	0	0	0	0
DEC 28	@ NYG	L	1/1	4	3	7	0	0	1	0	0	1	1	1
TOTALS				14/4	27	15	42	1.0	3	1	0	0	2	3
<b>PLAYOFFS</b>														
JAN 11	ATL	W	1/0	0	0	0	0	0	0	0	0	0	0	0
JAN 19	TB	L	1/0	0	0	1	1	0	0	0	0	0	0	0
TOTALS				2/0	0	1	1	0.0	0	0	0	0	0	0

### 2003

DATE	OPP.	W/L	P/S	S	A	T	Sac	Hur	Int	Yds	Lg	KD	FF	FR
SEP 8	TB	L	1/1	3	6	9	0.0	1	0	0	0	0	0	0
SEP 14	NE	L	1/1	2	4	6	0.0	1	0	0	0	0	0	0
SEP 28	@ BUF	W	1/1	3	3	6	0.0	0	0	0	0	1	1	0
OCT 5	WAS	W	1/1	5	1	6	0.0	0	0	0	0	2	0	0
OCT 12	@ DAL	L	1/1	6	3	9	1.0	1	0	0	0	0	0	0
OCT 19	@ NYG	W	1/1	5	8	13	0.0	0	0	0	0	0	0	0
OCT 26	NYJ	W	1/1	6	1	7	0.0	0	1	23	23	0	0	0
NOV 2	@ ATL	W	1/1	5	2	7	0.0	1	0	0	0	0	0	0
NOV 10	@ GB	W	1/1	10	5	15	1.0	0	0	0	0	0	1	1
NOV 16	NYG	W	1/1	3	3	6	0.0	0	0	0	0	1	0	0
NOV 23	NO	W	1/1	5	2	7	0.0	0	0	0	0	0	0	0
NOV 30	@ CAR	W	1/1	3	5	8	0.0	0	0	0	0	1	0	0
DEC 7	DAL	W	1/1	7	4	11	0.0	2	0	0	0	0	0	0
DEC 15	@ MIA	W	1/1	3	3	6	0.0	1	1	5	5	1	0	0
DEC 21	SF	L	1/1	10	2	12	0.0	1	0	0	0	0	0	0
DEC 27	@ WAS	W	1/1	2	2	4	0.0	0	1	3	3	1	0	0
TOTALS				16/16	78	54	132	2.0	8	3	31	23	7	2
<b>PLAYOFFS</b>														
JAN 11	GB	W	1/1	3	2	5	0.0	0	0	0	0	1	0	0
JAN 18	CAR	L	1/1	6	1	7	0.0	0	0	0	0	0	0	0
TOTALS				2/2	9	3	12	0.0	0	0	0	1	0	0



**Position:** Running Back

**Height, Weight:** 5-10, 212

**Born:** 6/3/80 in Los Angeles, CA

**College:** BYU

**High School:** Brighton, Salt Lake City, UT

**NFL Experience:** 2nd (2nd as an Eagle)

**Acquired by Eagles:** Signed as a rookie free agent in 2003

**Originally joined NFL:** Same as above

A former wide receiver at BYU, Mahe (pronounced mah-hay) not only made the Eagles 53-man roster as a rookie free agent running back, but became the

team's primary punt returner at season's end, after an injury to Brian Westbrook. A shifty running back with great hands out of the backfield, Mahe looks for an increased role in 2004.

### BIRDSEED:

- Mahe's real first name is Sateki. The football world calls him Reno, his middle name. His family calls him Junior. Reno really doesn't care what you call him as long as it's not Ma-HEE, which translates to underwear in his native Tongan language
- Upon arrival in Philadelphia as a rookie free agent, Mahe, a receiver in college, asked Andy Reid's son, Garrett, who also attended BYU, who the other receivers on the roster were. The younger Reid replied, "You are playing running back here." A stunned Mahe replied, "Oh really. That's great. I'll clean laundry here if I can stay."

### CAREER HIGHLIGHTS:

- One of 6 undrafted rookie free agents to make the Eagles 2003 opening day roster

### EXCUSE ME, YOUR TABLE'S READY

Reno Mahe might have been the busiest Eagle this past offseason. While participating in the offseason conditioning program, he also served as a host at "Chickie's and Pete's" restaurant in South Philadelphia.

"Diapers aren't free! If they are, let me know where I can get them," Mahe answers to those who question his moonlighting.

The work week didn't stop there for Mahe. He also spent his Fridays as a substitute teacher in the Spring (TX) School District.





- Caught 2 passes in 2003, both against the Packers. First, a 5 ydr. at GB (11/10/03) on Monday Night Football and the other an 8 ydr. vs. GB (1/11/03) in the NFC Divisional playoff
- Played in his 1st NFL game at Atl. (11/2/03) and returned 2 punts for 25 yds.

## PERSONAL:

- He and his wife, Sunny, have one child, Evie (1), and reside in Spring, TX, during the offseason. Reno also has a son, Jeffrey (4), who resides in Nevada
- Sunny was an All-America volleyball player at BYU
- Attended Brighton HS in Salt Lake City, UT. A two-time all-state selection and Gatorade Utah player of the year as a senior
- Attended Utah Valley State and Dixie Junior College in between stints at BYU
- Once served as a color commentator for the Utah Indoor Football League

- Was part of a talented three-headed tandem at BYU which included QB Brandon Doman and RB Luke Staley

- Full name: Sateki Reno Mahe Jr.

## COLLEGE:

Posted 166 receipts. for 2,163 yds. and 12 receiving TDs, as well as 128 carries for 719 yds. and 7 rushing TDs in three seasons at BYU. His receiving yardage ranked 10th on the school's all-time list. A two-time All-Mountain West Conference selection in 2001 and 2002, he posted 59 receipts. for 771 yards and 2 TDs as a senior. Began his career as a RB at BYU in 1998 before sitting out the 1999 season. Returned to the squad in 2001 after spending the 2000 campaign at Dixie Junior College. At Dixie, caught 57 passes for 1,387 yards and 12 TDs.

## RENO MAHE'S CAREER STATISTICS

			RUSHING					RECEIVING					PUNT RETURNS					
YEAR	TEAM	GP/GS	No.	Yds.	Avg.	LG	TD	No.	Yds.	Avg.	LG	TD	No.	FC	Yds.	Avg.	LG	TD
2003	PHIL.	2/0	0	0	0.0	0	0	1	5	5.0	0	0	6	6	55	9.2	17	0

### PLAYOFFS

2003	PHIL.	2/1	0	0	0.0	0	0	1	8	8.0	8	0	5	2	37	7.4	12	0
------	-------	-----	---	---	-----	---	---	---	---	-----	---	---	---	---	----	-----	----	---

**CAREER HIGHS:** RECEIVING - Rcpts. 1 (twice) vs. GB 1/11/04 (NFC Divisional Playoff), at GB 11/10/03 (regular season), Yards 8 vs. GB 1/11/04 (NFC Divisional Playoff) & 5 at GB 11/10/03, Long 8 vs. GB 1/11/04 (NFC Divisional Playoff) & 5 at GB 11/10/03; PUNT RETURNS - No. 4 (twice) vs. GB 1/11/04 (NFC Divisional Playoff) & at GB 11/10/03, Yards 34 GB 1/11/04 (NFC Divisional Playoff) & 30 at GB 11/10/03, Long 17 at GB 11/10/03


**MILESTONES:** First start: 1/18/04 vs. Car. (NFC Championship game), First game: at Atl. 11/2/03, First reception: at GB 11/10/04.

## MAHE GAME-BY-GAME

2003 PHILADELPHIA EAGLES				RUSHING					RECEIVING					PUNT RETURNS					KICKOFF RETURNS					Tot. Yds.	
DATE	OPP.	W/L	GP/GS	No.	Yds.	Avg.	LG	TD	No.	Yds.	Avg.	LG	TD	No.	FC	Yds.	Avg.	LG	TD	No.	Yds.	Avg.	LG	TD	
SEP 8	TB	L	0/0																						
SEP 14	NE	L	0/0																						
SEP 28	@ BUF	W	0/0																						
OCT 5	WAS	W	0/0																						
OCT 12	@ DAL	L	0/0																						
OCT 19	@ NYG	W	0/0																						
OCT 26	NYJ	W	0/0																						
NOV 2	@ ATL	W	1/0	0	0	0.0	0	0	0	0.0	0	0	0	2	3	25	12.5	15	0	0	0	0.0	0	0	25
NOV 10	@ GB	W	1/0	0	0	0.0	0	0	1	5	5.0	0	0	4	3	30	7.5	17	0	0	0	0.0	0	0	35
NOV 16	NYG	W	0/0																						
NOV 23	NO	W	0/0																						
NOV 30	@ CAR	W	0/0																						
DEC 7	DAL	W	0/0																						
DEC 15	@ MIA	W	0/0																						
DEC 21	SF	L	0/0																						
DEC 27	@ WAS	W	0/0																						
TOTALS			2/0	0	0	0.0	0	0	1	5	5.0	0	0	6	6	55	9.2	17	0	0	0	0.0	0	0	60
PLAYOFFS																									
JAN 11	GB	W	1/0	0	0	0.0	0	0	1	8	8.0	8	0	4	2	34	8.5	12	0	0	0	0.0	0	0	42
JAN 18	CAR	L	1/1	0	0	0.0	0	0	0	0	0.0	0	0	1	0	3	3.0	3	0	0	0	0.0	0	0	3
TOTALS			2/1	0	0	0.0	0	0	1	8	8.0	8	0	5	2	37	7.4	12	0	0	0	0.0	0	0	45







**Jermaine Mayberry** 71

**Position:** Guard/Tackle  
**Height, Weight:** 6-4, 325  
**Born:** 8/29/73 in Floresville, TX  
**College:** Texas A&M-Kingsville  
**High School:** Floresville, Floresville, TX  
**NFL Experience:** 9th (9th as an Eagle)  
**Acquired by Eagles:** 01-96 (25th selection overall)  
**Originally joined NFL:** Same as above



Jermaine Mayberry has quietly gone about his business as a solid performer on the Eagles offensive line over the last eight years. But quiet is not necessarily a bad thing for an offensive lineman. Said offensive coordinator Brad Childress, "You know an offensive lineman is playing well when you're not talking about him." A Pro Bowl performer in 2002, Mayberry suffered a season-ending elbow injury in 2003 after just five games played. Mayberry, who suffered from an underdeveloped optic nerve in his left eye, is an All-Pro off the field as the founder of the Eagles Eye Mobile, a vision-testing program that has touched thousands of children in the Philadelphia region.

#### BIRDSEED:

- Has started 84 regular season games at 4 different positions (53 at RG, 17 at LT, 10 at LG, and 4 at RT)
- Started his college career as a non-scholarship player at Texas A&M-Kingsville. To help pay for his

Mayberry has a frozen treats shop called "J Berries" in his offseason home of Austin, TX. The shop serves water ice, gelatis and smoothies. Mayberry also sponsors scholarships to local high school students through the shop.



"I've learned a lot from running my own business," said Mayberry. "It's important to pay attention to every aspect of the business."

tuition, he worked in the school library for his first year until receiving a scholarship in 1994

- Said Mayberry of Juan Castillo, who also coached him in college, "The whole time I've known him he has not changed. He was a tireless worker as a college coach, to his early years in the NFL as an assistant. He still has that same drive now."

#### SEEING IS BELIEVING

Having suffered from amblyopia (an underdeveloped optic nerve) in his left eye throughout his life, Jermaine contributed \$117,500 to help start a vision-testing program sponsored by Eagles Youth Partnership, the charitable wing of the Eagles.

"The success of the Eye Mobile Program is more important than anything I've done on the field."

This program, which began operating in 1996 as a half-year program, circulates the Eagles Eye Mobile (a 36-foot, mobile vision clinic) to Philadelphia-area schools throughout the entire school year and summer. Over the past eight years, more than 100,000 low-income students have been provided with free on-site eye exams. Approximately 75% of the students received free prescription eyeglasses through the program, while many other children were referred to the program's medical partner for treatment of more serious eye ailments.

During the 2003-2004 school year, the Eagles Eye Mobile expanded to run year round with a new medical partner, St. Christopher's Hospital for Children. This expansion will allow the program to run for 165 days per year, with an expectation to examine the eyes of close to 4,000 children per year.

For his efforts, Mayberry received the NFL's Extra Effort Award for the month of Dec. 1996. In subsequent years, Mayberry's work in conjunction with the Eye Mobile has earned him special recognition from Prevent Blindness Massachusetts (1998), the Philadelphia Chapter of the NFL Alumni Association (1999), The Sporting News (1999), and The Helen Keller Achievement Award (2003) presented by the American Foundation for the Blind.





## CAREER HIGHLIGHTS:

- Played in 5 of the first 6 games of 2003 before being placed on the Injured Reserve list on 10/27 with an elbow injury
- Played in his 100th NFL game at NYG (10/19/03)
- A first-time Pro Bowl selection in 2002, was named a starter on the NFC squad. Was the first Eagles guard to be named to the Pro Bowl since Buck Lunsford in 1957. He, LT Tra Thomas, and RT Jon Runyan were the first trio of Eagles offensive linemen to ever go to the Pro Bowl in one season
- Earned All-Pro honors by the Associated Press, *Sports Illustrated*, *College and Pro Football Newsweekly* and *Football Digest* and All-NFC honors by *Pro Football Weekly*
- Started all 16 games in 2002 and helped pave the way for the league's 4th-highest scoring offense (25.9 pts/gm), the best output in team history (415)
- The 2002 offensive line allowed the team's lowest sack total (36) in a 16-game season since 1981 (22)
- In 2000 was a member of an offensive line that started all 16 regular season games (and both playoff contests) in the same combination. As such, the Eagles were just one of four clubs to have the unit stay intact throughout the season and, since the NFL went to a 16-game schedule in 1978, became the first Philadelphia team to accomplish that feat
- Signed a 4-year contract extension on 12/23/00
- Entered 1999 training camp as the starting RT, but when John Welbourn took over that spot late in the preseason, shifted to RG. However, when Welbourn went down with a season-ending knee injury on opening day, Mayberry moved back to right tackle
- Rotated with Lonnie Palelei at RT in games 7-10, 12-14 and 16 in '99, after missing 3 games (hamstring). Replaced an injured Palelei (knee) in game 10 and started game 11 at RT. Also started at RT in game 15
- In 1997, won the starting LT spot in training camp after a battle with incumbent Barrett Brooks and was the only offensive lineman to play every snap
- In 1996, was slated to be the Eagles starter at LT but a preseason bout with pneumonia caused him to be deactivated for the first five games. He saw his first game action on special teams in games 7-8
- Earned the first starting assignment of his career vs. NYJ on 12/14, replacing LT Barrett Brooks

## PERSONAL:

- He and his wife, Danielle, live in Austin, TX, with their son, Jermaine (6/29/99) during the offseason



Mayberry inside the EYP Eye Mobile with one of the many Philadelphia area children who benefit from Eagles Youth Partnership's numerous programs. Jermaine is helping this young man pick out some stylish new frames.

- Spoke at the World Asthma Day event at Love Park to raise awareness for asthma related illnesses
- Was recognized by *The Sporting News* as one of the their Good Guys in 1999
- Starred at Floresville (TX) HS and also lettered in basketball
- Majored in sociology

## COLLEGE:

Was a consensus Division II All-America selection and a two-time All-Lone Star Conference pick as a left tackle for Texas A&M-Kingsville. Anchored a line that led the Javelinas to the Division II semifinals three times. After playing behind Earl Dotson during his freshman year, spent 1993 at Navarro (TX) JC before returning to Kingsville for the '94 and '95 campaigns.

## INJURY HISTORY:

Suffered an elbow sprain at Buf. (9/28/03). Played one series vs. Was. (10/5/03), before re-aggravating that injury, causing him to miss the game the following week. Returned to the lineup at NYG (10/19/03), but suffered an unrelated elbow sprain in that game. Was placed on the Injured Reserve list on 10/27/03 and had season-ending surgery two days later. Suffered hamstring injury at Buf. (9/26/99) and was deactivated for 2 games and dressed but DNP the next week. DNP vs. Dal. (11/2/98) due to sore ribs.

## MAYBERRY'S CAREER GAMES


**PLAYED/STARTED:** (Eagles 1996-2003) 1996 (3/1), 1997 (16/16), 1998 (15/10), 1999 (13/5), 2000 (16/16), 2001 (16/15), 2002 (16/16), 2003 (5/5); **TOTALS:** (100/84).

**PLAYOFF GAMES PLAYED/STARTED:** 1996 (1/0), 2000 (2/2), 2001 (3/3), 2002 (2/2), 2003 (0/0); **TOTALS:** (8/7)

**MILESTONES:** 100th game: vs. NYG (10/19/03).







**Position:** Defensive End

**Height, Weight:** 6-2, 264

**Born:** 12/15/78 in Ft. Lauderdale, FL

**College:** Miami

**High School:** Ely, Pompano Beach, FL

**NFL Experience:** 2nd (2nd as an Eagle)

**Acquired by Eagles:** 01-03 (15th selection overall)

**Originally joined NFL:** Same as above

The Eagles first round draft choice in 2003, McDougle battled through an injury-plagued rookie season. After suffering ankle, knee and hip injuries during the preseason finale, McDougle returned to the lineup for the second half of the season and saw action in the defensive line rotation. The Eagles traded up 15 spots in the first round of the draft to snag the high-motored defender from the University of Miami.

#### BIRDSEED:

- The Eagles traded their 1st round pick (30th overall) and a 2nd round pick (62nd overall) to San Diego to move up to the 15th overall slot to draft him
- Along with brother, Stockar, who was drafted in the first round (20th overall) in 2000 by the Detroit Lions, became the first brothers to be selected in the first round of the draft since the Rogers brothers – Don, a DB

from UCLA drafted by Cleveland in 1982 (18th overall), and Reggie, a DE from Washington selected by Detroit in 1987 (7th overall). Peyton and Eli Manning joined the select club in 2004

- Said McDougle of having a brother already in the NFL, "It's very informative. You really know what to expect. It's like you have played in the NFL for a number of years just by talking to him. I speak to him just about every day."
- Became first Eagle selected in the first round from Miami since Jerome Brown in 1987 and in any round since Chris T. Jones in 1995 (3rd round). "It's the next best thing to playing in the NFL," said McDougle of his days at Miami. "You really have to go through it to explain it and understand it."

#### CAREER HIGHLIGHTS:

- After missing the first 8 games of 2003 with ankle, knee and hip injuries, returned to play in his first NFL game at GB (11/10/03)

#### PERSONAL:

- Single and resides in both Philadelphia and Miami in the offseason
- Racked up 80 tackles, 17 sacks and forced seven fumbles during his senior season in 1997 at Ely HS where he was a teammate of Eagles DT Corey Simon
- In 2003, Ely boasted the most graduates on NFL rosters. They included: Tyrone Carter, Henri Crockett, Zack Crockett, Al Harris, McDougle, and Simon
- Idolized Reggie White, John Randle and Warren Sapp as a kid
- Is the youngest of four boys in his family (Stockar, Marcus, and Demetris)
- Is a movie buff, who really enjoys the classics like *Clasabanca* and old westerns with John Wayne
- Enjoys watching "The Simpson's," "Chappelle Show," Court TV and playing NBA Live on PlayStation2
- Earned a degree in criminology and if not for football would have pursued a career as a police officer, parole officer, or as a correction officer

#### JEROME McDUGLE'S CAREER STATISTICS

YEAR	TEAM	GP/GS	TACKLES			QUARTERBACK			KD	FF	FR
			SOLO	AST	TOT	SACKS	HUR				
2003	PHIL.	8/0	5	8	13	0.0	6		0	1	0

#### PLAYOFFS

2003	PHIL.	2/0	1	1	2	0.0	0		1	0	0
------	-------	-----	---	---	---	-----	---	--	---	---	---

**CAREER HIGHS:** TACKLES - Total 3 vs. SF 12/21/03, Solo 2 at Was. 12/27/03  
**MILESTONES:** First NFL game: at GB 11/10/03.





• Full name: Jerome McDougale

## COLLEGE:


Helped the Hurricanes to a 12-0 record and a National Championship in 2001, and a 12-0 record before suffering a Fiesta Bowl loss to Ohio State in the 2002 championship bout. An accomplished pass rusher, earned All-Big East Conference recognition while recording 110 tackles, 13 sacks, 30 stops for a loss, 6 pass deflections, 3 fumble recoveries and 4 forced fumbles. Was a finalist for the Lombardi Award (given to the nation's best defensive lineman) and for the Hendrick Defensive End Award as a senior, after recording 55 tackles, seven sacks and 16 tackles for a loss. Sat out the 2000 season after transferring from Hinds CC in Raymond, MS, where he registered 64 tackles, including 12 sacks, for a team that went 10-2 in his sophomore season. Spent his freshman season at Pittsburgh (KS) State where he sat out before transferring to Hinds.

## McDOUGALE GAME-BY-GAME

DATE	OPP.	W/L	P/S	S	A	T	Sac	Hur	Int	Yds	Lg	KD	FF	FR
Sep 8	TB	L	0/0											
Sep 14	NE	L	0/0											
Sep 28	Buf	W	0/0											
Oct 5	Was	W	0/0											
Oct 12	DAL	L	0/0											
Oct 19	NYG	W	0/0											
Oct 26	NYJ	W	0/0											
Nov 2	ATL	W	0/0											
Nov 10	GB	W	1/0	0	2	2	0.0	1	0	0	0	0	0	0
Nov 16	NYG	W	1/0	0	0	0	0.0	2	0	0	0	0	0	0
Nov 23	NO	W	1/0	0	2	2	0.0	0	0	0	0	0	0	0
Nov 30	CAR	W	1/0	1	0	1	0.0	0	0	0	0	0	0	0
Dec 7	DAL	W	1/0	1	1	2	0.0	1	0	0	0	0	0	0
Dec 15	MIA	W	1/0	1	0	1	0.0	0	0	0	0	0	0	0
Dec 21	SF	L	1/0	0	3	3	0.0	2	0	0	0	0	0	0
Dec 27	Was	W	1/0	2	0	2	0.0	0	0	0	0	0	1	0
TOTALS			8/0	5	8	13	0.0	6	0	0	0	0	1	0
<b>PLAYOFFS</b>														
JAN 11	GB	W	1/0	0	1	1	0.0	0	0	0	0	1	0	0
JAN 18	CAR	L	1/0	1	0	1	0.0	0	0	0	0	0	0	0
TOTALS			2/0	1	1	2	0.0	0	0	0	0	1	0	0

## INJURY HISTORY:

Suffered ankle, knee and hip injuries in the preseason finale vs. NYJ (8/28/03) and missed the first 8 games of the 2003 season.



**Position:** Wide Receiver

**Height, Weight:** 6-4, 210

**Born:** 3/8/80 in Richmond, VA

**College:** Virginia

**High School:** Henrico, Richmond, VA

**NFL Experience:** 2nd (2nd as an Eagle)

**Acquired by Eagles:** 03-03 (95th selection overall)

**Originally joined NFL:** Same as above

Billy McMullen spent most of his rookie season learning. After seeing limited action in just five games last year and contributing just one reception, McMullen has dedicated himself to continue that learning process during this past offseason. "The NFL is all about proving yourself every day," said McMullen, the team's third round draft choice in 2003. "I need to learn from my mistakes. I checked out old film of me from minicamp and training camp last year and studied it. I need to fix what I did wrong and just keep getting better." McMullen is competing for a larger role in the Eagles offense in 2004.

## BIRDSEED:

- His father, Billy Sr., is a corrections officer at a juvenile detention center, and his mother, Pamela, is a teacher at Hanover (VA) Juvenile Correction Center in Richmond, Billy, Jr. has spoken to kids at those facilities on a few occasions
- Once worked at Rich Food Co. in Richmond, unloading 5,000-piece trucks of frozen foods from an enormous refrigerator

## CAREER HIGHLIGHTS:

- Made his first career reception, a 2-ydr., from Donovan McNabb vs. Was. (10/5/03). The play was McNabb's 1,000th career completion

## PERSONAL:

- Single and resides in Richmond, VA, in the offseason. Has 3 sisters, 2 older and 1 younger
- Holds a degree in religious studies





- A very spiritual man, he belongs to New Beginnings Church of God and Christ, a Pentecostal church whose pastor is his uncle, Alex Motley, Sr.
- An avid fan of gospel and R&B music, his all-time favorite artist is gospel singer, John P. Kee
- Grew up a fan of the 49ers and Jerry Rice, Steve Young, Ken Norton, Jr., and current Eagles teammate Terrell Owens. Looks forward to being an understudy to Owens
- Loves to eat cereal, in particular Corn Flakes, and watch the Cartoon Network. His favorite cartoons are Tom and Jerry and Bugs Bunny
- Helped lead Fork Union (VA) Military Academy to the state title in 1998 with 45-870-12TDs receiving numbers
- Finished his three-year career at Henrico HS with 10 school records. Was the school's MVP as a junior in football and as a senior in basketball, where he played center
- Credits his high school coach, Clarence Hawkins, for helping him to develop greatly by working hard with him during the summers
- Full name: Wilbur Anthony McMullen, Jr.

## COLLEGE:

Became the first player to lead the Cavaliers in receiving four straight years. Finished as the school's all-time leader in receptions (210) and yards (2,978) while his 24 TDs ranked 3rd all-time. Caught 100 career receptions after just 28 games, the 2nd-fastest rate in school history. As a senior, earned All-ACC honors after recording 69-894-3TDs receiving stats. Also tossed a 37-yard TD pass. Had a breakout year as a junior, posting a school-record 83 receptions to go with 1,060 yards and 12TDs, both ranking 2nd on the school's all-time lists.

## BILLY McMULLEN'S CAREER STATISTICS

Year	Team	GP/GS	Rec.	Yards	Avg.	LG	TD
2003	PHIL.	5/0	1	2	2.0	2	0

## PLAYOFFS

2003	PHIL.	0/0	0	0	0.0	0	0
------	-------	-----	---	---	-----	---	---

**CAREER HIGHS: RECEIVING** - Receptions. 1 vs. Was.

10/5/03; Yds. 2 vs. Was. 10/5/03

**MILESTONES:** First game: vs. TB 9/8/03, First reception: vs. Was. 10/5/03 (2 yds. from QB Donovan McNabb).

## McMULLEN GAME-BY-GAME

### 2003 PHILADELPHIA EAGLES

DATE	OPP.	W/L	P/S	Rec	Yds	Avg	LG	TD
SEP 8	TB	L	1/0	0	0	0.0	0	0
SEP 14	NE	L	0/0			DNP		
SEP 28	@ BUF	W	1/0	0	0	0.0	0	0
OCT 5	WAS	W	1/0	1	2	2.0	2	0
OCT 12	@ DAL	L	1/0	0	0	0.0	0	0
OCT 19	@ NYG	W	0/0			DNP		
OCT 26	NYJ	W	1/0	0	0	0.0	0	0
NOV 2	@ ATL	W	0/0			DNP		
NOV 10	@ GB	W	0/0			INACTIVE		
NOV 16	NYG	W	0/0			INACTIVE		
NOV 23	NO	W	0/0			INACTIVE		
NOV 30	@ CAR	W	0/0			INACTIVE		
DEC 7	DAL	W	0/0			INACTIVE		
DEC 15	@ MIA	W	0/0			INACTIVE		
DEC 21	SF	L	0/0			INACTIVE		
DEC 27	@ WAS	W	0/0			INACTIVE		
TOTALS			5/0	1	2	2.0	2	0

### PLAYOFFS

JAN 11	GB	W	0/0			INACTIVE		
JAN 18	CAR	L	0/0			INACTIVE		
TOTALS			0/0	0	0	0.0	0	0







**Position:** Quarterback

**Height, Weight:** 6-2, 240

**Born:** 11/25/76 in Chicago, IL

**College:** Syracuse

**High School:** Mount Carmel, Chicago, IL

**NFL Experience:** 6th (6th as an Eagle)

**Acquired by Eagles:** 01-99 (2nd selection overall)

**Originally joined NFL:** Same as above

A multi-dimensional threat from the quarterback position, Donovan McNabb can make plays with his arm, his feet, his strength, his toughness, and his creativity. His leadership and play-making ability has helped raise the standards

of success of this franchise since 1999, when the Eagles chose him with the 2nd overall pick in the draft. Along the way, McNabb has become one of the NFL's most recognizable and elite players, and was rewarded with a lucrative, 12-year contract extension in 2002. A four-time Pro Bowler who has led the Eagles to three

NFC Championship game appearances and more postseason wins (5) than any other quarterback in team history, the youthful McNabb has his eyes focused on even loftier goals.

Along with his production on the field, his personality, leadership skills, sense of humor, hard-work ethic and attitude, all add up to give Philadelphia one of the most well-rounded athletes in sports. "I play this game to be the best," said McNabb. "And the only sure way I know to be the best is to outwork everybody else. Some people take one step toward their dream, accomplish a little something and then feel like that's it. Not me. I'm never satisfied."

## BIRDSEED:

- For the past four years has appeared in the Campbell's Chunky Soup commercial series, the past three with his mother, Wilma. In the 2004, he became the sole NFL spokesperson for Chunky Soup and included several of his teammates in the campaign
- Was the youngest person ever elected to the Board of Trustees at Syracuse in 2002
- Dresses up as Santa Claus each year before Christmas to deliver toys and entertain kids. When asked by a child if he plays football, Santa replied, "Yeah, every now and then. We get it going up there in the North Pole." Visited The Children's Crisis Treatment Center in Philadelphia in 2003


## CAREER HIGHLIGHTS:

- Is one of 18 players in NFL history to have amassed over 10,000 passing yards (13,051) and 2,000 rushing yards (2,239)
- Among active starting quarterbacks with at least 60 starts, ranks 1st in win percentage (.672)
- The Eagles are 13-1 when he posts a 100-plus QB rating

## OPERATION DESERT STORM

Truly one of the hardest working players in the league, McNabb and his offseason workouts at MakePlays.com in Phoenix, Arizona, are becoming legendary. Besides honing his football skills, McNabb can be found fine-tuning all parts of his body with weight training, running, Pilates, agility drills with dog toys, as well as vision training. To help his eyes process information at a faster rate, McNabb dons a pair of "strobe specs" or "Star Trek glasses" (as McNabb calls them) and goes through simulated football situations, such as finding receivers or picking up oncoming blitzers.

"The good quarterbacks are probably like fighter pilots," said Eagles coach Andy Reid. "You always heard Ted Williams talk about this with his hitting. The fighter pilots have that extra sense of feeling what's going on around them and then they can react calmly in stressful times."







## The Donovan McNabb Foundation

The Donovan McNabb Foundation raises awareness of diabetes through Donovan's position as the national spokesman for the American Diabetes Association. Through the foundation, he has also donated hundreds of thousands of dollars to Mt. Carmel HS and Syracuse. During the Eagles bye week, he and his immediate family, participated in the Diabetes Walk to raise awareness and funds.

For more information on McNabb and his foundation log on to: [DonovanMcNabb.com](http://DonovanMcNabb.com)



Since lying in his bed as a kid staring at the walls he painted with *Sports Illustrated* covers, it was always a dream of Donovan McNabb's to one day grace the cover himself. His dream came true in January 2004, as he rallied the Eagles from a 14-point deficit to defeat the Packers in the playoffs.

## FEW AND FAR BETWEEN

### Lowest INT Pct. among QBs all-time

	Pct.	INTs	Atts.
Neil O'Donnell	2.11	68	3229
<b>Donovan McNabb</b>	<b>2.31</b>	<b>49</b>	<b>2117</b>
Mark Brunell	2.36	86	3643
Jeff Garcia	2.37	56	2360
Tom Brady	2.46	38	1544

## THE STARTING LINE

### Record Among Active QBs with 60-or-more starts

Donovan McNabb	.672	43-21
Brett Favre	.661	125-64
Steve McNair	.633	69-40
Brad Johnson	.610	58-37

### Record Among Active QBs in their first 60 Starts

Donovan McNabb	.667	40-20
Mark Brunell	.617	37-23
Brad Johnson	.617	37-23
Steve McNair	.617	37-23

- Ranks 2nd in INT percentage (2.31) (min. 1,500 atts.) and 4th on the NFL's all-time list in TD:INT ratio (1.78) (min. 1,000 atts.). Ranks 3rd among active passers in TD:INT ratio behind the Browns Jeff Garcia (2.02) and the Patriots Tom Brady (1.82)
- Has posted more playoff wins (5) than any QB in team history. Ranks 1st on the Eagles all-time list in postseason completions (181), attempts (309), passing yards (1,807) and TD passes (11). Also ranks 4th all-time in postseason rushing yds. (327) and tied for 2nd in rushing TDs (3)
- Has an 11-1 record in primetime starts, including one in the playoffs. He is 380-229-2,618-17-5 passing and 70-457-5TDs rushing in those games
- Earned his 4th straight selection to the NFC Pro Bowl Squad in 2003, but DNP due to injury (ribs)
- Was voted by his teammates as the team's offensive MVP in 2000, 2001 and 2003. Also the team's NFL Man of the Year nominee in '03
- Earned All-Pro honors by CBS Sportsline.com in 2003, while being named to the Howie Long Tough Guy Team
- Earned NFL offensive POW honors by going 39-21-248-0-2TDs passing in the NFC Divisional playoff vs. GB (1/11/04). Brought the Eagles back from a 14-0 1st-qr. deficit. Connected with WR Freddie Mitchell on a 4th-n-26 to keep the game-tying drive alive late in the 4th qtr. Set the NFL playoff record for rushing yds. in a game by a QB (107) surpassing Otto Graham (99 yds., 12/24/50)
- In December, 2003 went 120-73-956-7TDs passing with an impressive 60.8 comp% and 95.0 QB rating





- In the final 10 games of 2003, was 288-184-2,362-5-14 TDs passing (63.9 completion% and 98.5 QB rating) and 36-182-3 TDs rushing. Posted a 100+ QB rating in 5 of the last 9 games
- Was named MNF "Co-Horse Trailer POG," along with FS Brian Dawkins, at Mia. (12/15/03), as he passed for 236 yds. and rushed for 1 TD
- Was named NFC offensive POM for the 2nd time in his career after leading the Eagles to a 5-0 record in November of 2003 - the only time in franchise history that the team had won 5 games in the same month. In that span was 145-94-1,265-1-6 TDs passing (64.8 completion percentage) for a rating of 103.4, and 20-108-1 TD rushing. Posted a streak of 127 straight attempts without an INT. Topped the 100.0+ QB rating in 3 games, and completed 63%-or-more of his passes in 4 of 5 contests
- Became the first Eagles QB to go 4 straight games without an INT since Ron Jaworski (1979)
- For the first time in his career posted consecutive games with a QB rating over 110.0, vs. NYG (11/16/03) and vs. NO (11/23/03). Completed 40 of 55 passes (72.3%) in those games, the best two-game percentage of his career
- Connected with WR Todd Pinkston on the 1st play of the game vs. NO (11/23/03) for a 48-yd. completion, his 13th straight dating back to the previous game vs. NYG (11/16/03) tying him with Bobby Hoving (vs. Bal. 11/16/97) for the team record for consecutive completions
- Earned his 5th career NFC offensive POW honors vs. NYG (11/16/03). His 80% completion percentage tied the best mark of his career. Posted his 2nd best career totals in pass yds. (314) and rating (132.5)
- Earned MNF "Horse Trailer POG" honors at GB (11/10/03), leading a dramatic, game-winning, 8-play, 65-yd. drive which culminated in a 6-yard TD toss to Todd Pinkston with :32 remaining
- Completed 21 of 33 passes for 312 yds. and 1 TD at Atl. (11/2/03)
- Earned his 3rd consecutive Pro Bowl selection in 2002 (originally selected as an alternate) after registering career highs in completion pct. (58.4%) and QB rating (86.0)
- Returned from a six-week absence (ankle) to lead the team to Divisional playoff win over Atl. (1/11/03)
- Turned in a memorable performance despite a broken ankle suffered on the game's third play vs. Arz. (11/17/02). Completed a career-high 80% of his passes (20-25) for 255 yards and 4 TDs, tying a

## IN THE CLUTCH

McNabb's clutch, late-game performances ...

- **Jan. 11, 2004 vs. GB** ... in the NFC Divisional Playoff game, led the Eagles back from a 14-0 deficit in the 1st qtr. With 2:21 remaining, he took over at the Eagles own 20-yard line and began a dramatic game-tying drive, which included a miraculous 4th-n-26 completion to Freddie Mitchell to keep the drive alive. David Akers would later nail a 37-yd. FG to send the game into OT and then hit a 31-ydr. to win it
- **Nov. 10, 2003 at GB** ... orchestrated a memorable two-minute drill to defeat the Packers on Monday Night Football at Lambeau Field. Down 14-10 with 2:43 remaining, he drove the Eagles 65 yds. in 8 plays which culminated in a 6-yd. TD pass to Todd Pinkston
- **Dec. 30, 2001 vs. NYG** ... led a 24-21 victory, clinching the Eagles first NFC East Division title since 1988. Down 21-14 with 2:43 remaining, McNabb spearheaded two scoring drives - one led to a 7-yd. TD strike to TE Chad Lewis and the other to the GW 35-yd. field goal by David Akers
- **Oct. 22, 2001 at NYG** ... engineered a last-minute scoring drive on Monday Night Football to win, 10-9. Trailing 9-3 with just under 2 minutes left, McNabb found James Thrash in the right corner of the end zone for the winning 18-yd. TD pass
- **Dec. 3, 2000 vs. Ten.** ... led the Eagles on an 8-play, 77-yd. drive late in the 4th qtr. to give them a 13-12 lead. A last second 50-yd. FG by Al Del Greco gave the Titans the win
- **Nov. 26, 2000 at Was.** ... gained 125 yards rushing, leading to a 23-20 win. His highlight-film 21-yd. TD run saw him race by DE Bruce Smith, juke S Mark Carrier, and drag S Matt Stevens into the end zone. He also had a career-long 54-yd. scamper to set up the game-winning FG late in the 4th qtr.
- **Nov. 12, 2000 at Pit.** ... Down 23-13 with 3:26 to play, again orchestrated a comeback, OT victory for the 2nd straight week as he was 12 of 18 passing for 106 yards and 1 TD in the 4th qtr. and OT in leading the Eagles to a 26-23 win
- **Nov. 5, 2000 vs. Dal.** ... in a 16-13, come-from-behind win, led a two-minute drive late in the 4th qtr. to tie the game and withstood an INT in overtime to lead the Eagles to the GW FG

career high. For the only time in his career, played an entire game without a single rushing attempt

- Became the 5th QB since 1970 to rush for TDs in four straight games in 2002. The others: Kordell Stewart (1997), Jeff Hostetler (1993), Pat Haden (1976), and Greg Landry (1972)





- Became first QB since 1972 (Bobby Douglass) to post two 100-yd. rushing games in a season in 2002
- Posted a career-long 40-yd. TD run on Monday Night game vs. NYG (10/28/02)
- Earned NFC offensive POM honors in September of 2002 (9 TD passes, 2 rushing TDs, and a 92.2 QB rating) and POW honors after a stellar performance vs. Dal. (9/22/02)
- Received Monday Night Football's "Horse Trailer Player of the Game" honors at Was. (9/16/02)
- Earned his 2nd trip to the Pro Bowl (was originally elected as an alternate) in 2001 after combining for 3,715 yards of total offense and establishing career highs in TD passes (25)
- Led the Eagles to 4th qtr. comebacks in two wins vs. the Giants in 2001. At NYG (10/22), his 18-yard pass to James Thrash with 1:52 remaining gave the Eagles a 10-9 victory. At Phi. (12/30), wiped out a 21-14 deficit, engineering two 4th qtr. scores as the Eagles clinched the NFC East title
- Became 4th QB in Eagles history to pass for 3,000 yards in consecutive seasons (2000-2001) - Sonny Jurgenson (1961-62), Ron Jaworski (1980-81) and Randall Cunningham (1988-90) were the others
- Named NFL offensive POW after the Divisional play-off game at Chi. (1/19/02). Was 40-26-262-2TDs passing and added 37 yards and a TD on the ground. That rushing TD was the final score at the old Soldier Field. He last started at that stadium in the 1995 City High School Championship
- In his first full season as a NFL starter in 2000, finished 2nd in the Associated Press MVP voting (24-11) to StL RB Marshall Faulk, who set the NFL record for most TDs scored in a season
- Selected to the NFC Pro Bowl squad in 2000 and led the NFC on a TD scoring drive in his first series
- Accounted for 74.6% of the team's total net yards in 2000. Only Car.'s Steve Beuerlein (75.3%) and SF's Jeff Garcia (75.1%) had a higher pct.
- His 629 rushing yards in 2000 topped all NFL QBs and was the 5th-highest total ever (968 by Bobby Douglass in 1972; 942 by Cunningham in 1990; 777 by Vick in 2002; and 674 by McNair in 1997)
- His 6 rushing TDs in 2000 were the most by an Eagles QB since Randall Cunningham had 6 in 1988
- Broke the club's single season record for most attempts (569) and completions (330) in 2000, Cunningham previously set those marks (560 atts. and 301 comps.) in 1988

## FIVE'S FACE VALUE

After finishing as the runner-up for the league MVP honors in 2000 and leading his team to three-straight NFC Championship games, McNabb has become one of the NFL's most recognizable faces and spokesmen.

"All of the things off the field are just a dream come true and what I'm doing now is reality, playing football," said McNabb. "All of the things off of the field come from your success on the field."

Several companies have also come forth to use the QB as a pitchman for their products. Here's a list of some of the companies McNabb currently endorses products for:

**Campbell's Soup** - He and his mother, Wilma, are a part of their national campaign. He's had an ongoing relationship with the company since 2001

**NFL Youth Football** - Has shot several commercials for the league primary community initiative. Spokesperson for NFL Youth Programs. Will take part in the JC Penney "Take A Player to School" program

**Pepsi** - Regional pitchman for Sierra Mist (Pepsi's lemon-lime flavored soda)

**Lincoln Financial Group** - Serves as their ambassador for Lincoln Financial Field and financial services. Was featured, along with Abraham Lincoln, in a national ad campaign

**Reebok** - One of the footwear companies stable of athletic pitchmen

**DirectTV** - Participated in their national ad campaign promoting NFL Sunday Ticket

- Named 2000 NFL player of the year by CBS Radio and the Terry (Bradshaw) Awards on Fox Sports and was named to the All-Madden team
- Made his prime time debut (ESPN) vs. Atl. (10/1/00) with his first 300-yard passing game
- His 55 pass att's at Pit. (11/22/00) were a career-high and the 4th-highest total in team history
- Named NFC offensive POW after accounting for 90.7% of offense in victory at Wash. (11/26/00). His

## SPREADING THE WEALTH

McNabb's 87 regular season TD passes have gone to 22 different receivers. Here's the breakdown:

Chad Lewis 15, James Thrash 14, Todd Pinkston 9, Charles Johnson 7, Duce Staley 7, Jeff Thomason 7, Torrance Small 4, Freddie Mitchell 3, Jon Ritchie 3, Brian Westbrook 3, Luther Broughton 2, Antonio Freeman 2, Cecil Martin 2, Darnell Autry 1, Mike Bartrum 1, Na Brown 1, Correll Buckhalter 1, Dameane Douglas 1, Dorsey Levens 1, Brian Mitchell 1, L.J. Smith 1, Tony Stewart 1.





125 rushing yards were the most by an NFL QB since the Bears Bobby Douglass (127 on 12/17/72) and was the 6th-best rushing effort by a QB since 1940 when the "T" formation was introduced

- Threw for a career-high 390 yards and 4 TDs at Cle. (12/10/00) en route to NFC offensive POW honors
- In 1999, started 6 of the final 7 contests as he became the first Eagles rookie to start at QB since 10/13/91 (Brad Goebel) and the first Eagles rookie draft pick to start since 1972 (John Reaves)
- Made his first career start vs. Was. (11/14/99), going 21-8-60yds, passing in the 35-28 win. He went 9-49 rushing and also converted on a pair of 2-pt. conversions (1 rush and 1 pass). With the win, he became the first Eagles rookie QB to win his first NFL start since Mike Boryla (12/1/71 vs. GB) and the first Eagle QB to win his first start since Ty Detmer (10/13/96 at NYG)
- Fired the first TD pass of his career (a 6 ydr. to TE Chad Lewis) vs. Ind. (11/21/99)
- Saw his first NFL regular season action in the 2nd half vs. TB (9/19/99)

## PERSONAL:

- Married his college sweetheart, Raquel Nurse, on 6/21/03 in Chicago
- Was a backup guard on two Syracuse (1995-97) basketball teams - the 1995-96 unit fell to Kentucky in the NCAA championship game
- Was an All-America selection and *Chicago Defender* News player of the year at Mount Carmel (IL) HS, an all-male Catholic School on the southside of Chicago. In 2003, Mt. Carmel was tied for 2nd in most alumni on current NFL rosters. They included: Steve Edwards, Matt Cushing, Simeon Rice, Darrell Hill, Jeff Zgonina and McNabb
- Was a football teammate of Tampa Bay DE Simeon Rice (2 yrs. McNabb's senior and the 3rd overall pick in the '97 NFL draft) and a basketball teammate of Dallas Mavericks forward Antoine Walker at Mt. Carmel
- Hosts his family, friends, and local philanthropists to "Philly Flavor" every Spring. The night includes a progressive dinner that stops at some of Philadelphia's hottest restaurants. The following day he and some of his NFL friends tutor 200, 10-14-year olds at his "Kids Camp Football Clinic"
- Worked with the Reebok in 2004 to design an upscale, lightweight, casual clothing line. He prefers his clothing to be simple, classy and comfortable

## ALL IN THE FAMILY

Sam and Wilma McNabb, "are my biggest fans and also my #1 critics," according to their youngest son Donovan. They raised Donovan, along with an older brother, Sean in the Chicago suburb Dolton, IL.

Sam, a recently retired electrical engineer, has provided Donovan with a thoughtful, organized, solid work ethic towards his job. He recently started a sports information and referral service, Seado Enterprises, to help high school football players prepare for the next stage of their athletic careers. He is also the founder of the NFL Father's Association.

Wilma, a registered nurse, has appeared as herself in the Campbell's Chunky Soup commercial series. She is also the vice president of the NFL Mother's Association, the executive director of the Donovan McNabb Foundation, and runs McNabb Unlimited, which oversees Donovan's endorsements.

Wilma, who Donovan credits in providing him with a sense of humor and ability to have fun, was told by his coaches growing up that he was always clowning around. Says Wilma, "That's Donovan's way. He wants to have fun. He told me, 'Mom, if I can't have fun doing something. What's the point of doing it.'"

- Was presented the NFLPA's Perseverance Award in April of 2004
- Received a refurbished 1969 Camaro from DJ Funkmaster Flex in the 2004 offseason
- Was named Most Caring Athlete by *USA WEEKEND Magazine* in 2003
- Was selected the 2002 recipient of the Wanamaker Award, given to the athlete or team that has done the most to reflect credit upon Philadelphia and their team or sport during the previous year
- The Verizon Wireless Donovan McNabb Show is hosted by KYW sports anchor Beasley Reese. The half-hour program airs on CBS-3, on Sunday mornings at 11:00 am during the football season
- Began the Donovan McNabb Golden Arm Scholarship in 2000, for students who maintain a 2.5+ GPA at Mt. Carmel High School. Scholarship winners are selected based on essays they submit about their own lives
- Donated a significant amount of money to the American Red Cross local disasters relief fund in Philadelphia in the wake of Hurricane Floyd (Sept. 1999) and the 9/11 tragedy (Sept. 2001)
- Was selected by the NFL to serve on the "Life as a Rookie" panel for the 2000 rookie symposium





- Says the one thing that people don't know about him is that, "I am just like them"
- List of favorites: The Fish That Saved Pittsburgh and The Lady's Man (movie), Of Mice and Men (book), his brother Sean (athlete admired as a kid),

and "You are not the best 'til you have outworked everyone." (quote)

- Earned a degree in speech communications and minored in African American studies
- Full name: Donovan Jamal McNabb

## McNABB'S FAVORITE TARGETS

(includes post season numbers)

Duce Staley	RB	184-1,790-8
Chad Lewis	TE	167-1,728-15
James Thrash	WR	154-1,908-14
Todd Pinkston	WR	129-1,860-10
Cecil Martin	FB	74-423-2
Freddie Mitchell	WR	65-883-3
Torrance Small	WR	64-849-4
Charles Johnson	WR	63-716-7
Brian Westbrook	RB	43-385-3
Antonio Freeman	WR	32-432-2
L.J. Smith	TE	29-357-1
Na Brown	WR	29-266-1

\* Bold denotes current players

## RECORD-SETTER

(Eagles team records held by McNabb)

- Most Passing Attempts, Season - 569 (2000)
- Most Passing Completions, Season - 330 (2000)
- Most Consecutive Pass Completions (tied) - 13 last 12 vs. NYG, 11/16/03 and first 1 vs. NO, 11/23/03
- Most Passing Attempts, Career (Post Season) - 309 (9 games)
- Most Passing Completions, Career (Post Season) - 181 (9 games)
- Most Passing Yards, Career (Post Season) - 1,807 (9 games)
- Most Passing Touchdowns, Career (Post Season) - 11 (9 games)

## DONOVAN McNABB'S CAREER STATISTICS

YEAR	TEAM	GP/GS	PASSING									RUSHING				
			ATT	CMP	PCT	Yds	LG	TD	INT	SACK	RAT.	No	Yds	AVG	LG	TD
1999	PHIL.	12/6	216	106	49.1	948	63T	8	7	28/204	60.1	47	313	6.7	27	0
2000	PHIL.	16/16	569	330	58.0	3365	70T	21	13	45/262	77.8	86	629	7.3	54	6
2001	PHIL.	16/16	493	285	57.8	3233	64T	25	12	39/273	84.3	82	482	5.9	33	2
2002	PHIL.	10/10	361	211	58.4	2289	59T	17	6	28/166	86.0	63	460	7.3	40T	6
2003	PHIL.	16/16	478	275	57.5	3216	59	16	11	43/253	79.6	71	355	5.1	34	3
TOTALS		70/64	2117	1207	57.0	13051	70T	87	49	183/1158	79.3	348	2239	6.4	54	17

### PLAYOFFS

2000	PHIL.	2/2	74	44	59.5	342	25	3	2	8/51	73.1	13	49	3.8	11	1
2001	PHIL.	3/3	95	60	63.2	627	43	5	3	8/46	86.6	16	120	7.5	39	2
2002	PHIL.	2/2	79	46	58.2	490	42	1	1	4/31	75.4	7	41	5.9	19	0
2003	PHIL.	2/2	61	31	50.8	348	45	2	3	12/77	58.6	13	117	9.0	41	0
<b>TOTALS</b>		<b>9/9</b>	<b>309</b>	<b>181</b>	<b>58.6</b>	<b>1807</b>	<b>45</b>	<b>11</b>	<b>9</b>	<b>32/205</b>	<b>75.0</b>	<b>49</b>	<b>327</b>	<b>6.7</b>	<b>41</b>	<b>3</b>

### ADDITIONAL CAREER STATISTICS

**TWO-POINT CONVERSIONS:** 1999 (1 pass to Jed Weaver and 1 rush vs. Was. 11/14/99), 2002 (1 pass to Chad Lewis vs. Hou. 9/29/02 and 1 pass to Chad Lewis vs. NYG 10/28/02)

**RECEIVING:** 1999 [1-(-6)], 2000 (2-5-LG3), 2003 [1-(-7)], **TOTAL** [4-(-8)]

**CAREER HIGHS:** **PASSING** - Atts. 55 at Pit. 11/12/00, Comps. 32 vs. StL 9/9/01, Pct. 80.0 (twice) last (24 for 30) vs. NYG 11/16/03, Yds. 390 at Cle. 12/10/00, **Long** 70-yd. TD to Torrance Small vs. Atl. 10/1/00, **TDs** 4 (twice) last vs. Arz. 11/17/02, **QB Rating** 137.5 at Cle. 12/10/00; **RUSHING** - Att. 12 at Jax. 10/6/02, Yds. 125 at Was. 11/26/00, **Long** 54 at Was. 11/26/00, **TDs:** 1 (17 times in regular season & 3 times in postseason) last at Was. 12/27/03.

**MILESTONES:** First start: vs. Was. 11/14/99, First TD passing: vs. Ind. 11/21/99 (to Chad Lewis), First TD rushing: at Dal. 9/3/00, 300-yd. passing games: (5) last vs. NYG 11/16/03, 100-yd. rushing games: (4) last vs. GB 1/11/04 (NFC Divisional Playoff), NYG 10/28/02 (regular season), Reached the 10,000-yd. passing plateau: vs. NE 9/14/03, Reached the 2,000-yd. rushing plateau: at Buf. 9/28/03.



**NFL RECORD:** Most yards rushing by a QB in a postseason game: 107 vs. GB (1/11/04 - NFC Divisional Playoff).





## COLLEGE:

One of the most decorated athletes in Syracuse history, he was a four-year starter at quarterback and a key reserve on the school's nationally ranked basketball team. On the gridiron was named the Big East Conference's offensive player of the decade (1990's) and year an unprecedented three times from 1996-98 as well as the 1st-team all-conference QB in each of his four seasons. Set the Syracuse and Big East career records for TD passes (77), TDs responsible for (96), passing yards (8,389), total off. yards (9,950) and total off. plays (1,403). Set the school's all-time records for total yds. per game (221.1), passing efficiency (155.1) and yds. per att. (9.1). Finished his career ranked 2nd in school history with 8,389 yards passing, 548 comp., 938 atts. and a 58.4 comp. pct. Started every game during his career, compiling a 33-12 record. As a senior, led SU to an Orange Bowl

berth vs. Florida as he completed 157 of 251 passes (62.5%) for 2,134 yards. His 22 TD passes tied the school's single season record set by former Eagle Don McPherson (1987). Also was 135-438-8TDs rushing. Ranked 6th in the nation with a 158.9 passing efficiency rating and 22nd in total offense (233.8 yards/game). Tied a school-record with 4 TD tosses vs. Cincinnati and accounted for 5 TDs vs. Miami (3 rushing and 2 passing). Amassed 2,892 yards in total offense in his junior season to set a school record. As a freshman, was the Big East rookie of the year and tossed a 96-yd. TD pass vs. West Virginia, the longest in SU history. He redshirted in 1994.

## INJURY HISTORY:

Suffered a fractured ankle vs. Arz. (11/17/02) and missed the final 6 games of the regular season. Was inactive vs. NE (12/19/99) after suffering a knee injury the week before at Dal.

## McNABB GAME-BY-GAME

1999 PHILADELPHIA EAGLES				PASSING										RUSHING					TOTAL		Pct. OFFENSE
DATE	OPP.	W/L	GP/GS	Att.	Comp.	Pct.	Yds.	TD	INT	LG	Sack/Yds	Rat.	Att.	Yds.	Avg.	LG	TD	Net Yds.			
Sep 12	ARI	L	0/0									DNP									
Sep 19	TB	L	1/0	11	4	36.4	26	0	0	9	6/42	44.9	5	38	7.6	21	0	22	14.7		
Sep 26	BUF	L	1/0	11	6	54.5	34	0	0	11	0/0	60.4	1	10	10.0	10	0	44	26.0		
Oct 3	NYG	L	1/0	7	3	42.9	38	0	0	14	4/22	60.4	1	13	13.0	13	0	29	16.7		
Oct 10	DAL	W	0/0									DNP									
Oct 17	CHI	W	1/0	0	0	0.0	0	0	0	0	0/0	---	0	0	0.0	0	0	0	0.0		
Oct 24	MIA	L	0/0									DNP									
Oct 31	NYG	L	1/0	2	1	50.0	0	0	0	0	0/0	56.3	0	0	0.0	0	0	0	0.0		
Nov 7	CAR	L	1/0	20	8	40.0	68	0	1	15	2/9	28.8	3	21	7.0	10	0	80	32.1		
Nov 14	Was	W	1/1	21	8	38.1	60	0	0	12	3/22	46.3	9	49	5.4	27	0	87	36.9		
Nov 21	IND	L	1/1	36	19	52.8	165	1	2	33	4/47	51.3	3	13	4.3	7	0	131	61.8		
Nov 28	Was	L	1/1	28	16	57.1	172	2	0	28	2/16	99.1	8	71	8.9	26	0	227	75.9		
Dec 5	ARI	L	1/1	31	19	61.3	157	2	1	29t	1/9	82.3	9	67	7.4	12	0	215	73.1		
Dec 12	DAL	L	1/1	17	7	41.2	49	0	1	19	3/14	24.4	3	24	8.0	21	0	59	24.8		
Dec 19	NE	W	0/0									INACTIVE/KNEE									
Jan 2	STL	W	1/1	32	15	46.9	179	3	2	63t	3/23	69.7	5	7	1.4	10	0	163	78.7		
TOTALS			12/6	216	106	49.1	948	8	7	63t	28/204	60.1	47	313	6.7	27	0	1057	36.4		

2000				PASSING										RUSHING					TOTAL		Pct. OFFENSE
DATE	OPP.	W/L	GP/GS	Att.	Comp.	Pct.	Yds.	TD	INT	LG	Sack/Yds	Rat.	Att.	Yds.	Avg.	LG	TD	Net Yds.			
Sep 3	DAL	W	1/1	28	16	57.1	130	1	2	26	1/11	51.2	5	29	5.8	11	1	148	34.8		
Sep 10	NYG	L	1/1	33	19	57.6	214	1	0	31	3/33	87.2	5	45	9.0	17	1	226	95.4		
Sep 17	GB	L	1/1	31	15	48.4	118	0	1	20	5/32	44.8	3	20	6.7	12	0	106	62.0		
Sep 24	NO	W	1/1	32	20	62.5	222	2	0	30	3/21	103.9	7	23	3.3	8	0	224	83.6		
Oct 1	ATL	W	1/1	44	30	68.2	311	2	1	70t	1/4	94.0	6	61	10.2	16	0	368	73.3		
Oct 8	Was	L	1/1	34	17	50.0	186	2	2	30t	2/8	61.6	5	39	7.8	22	0	217	79.2		
Oct 15	ARI	W	1/1	34	24	70.6	226	1	0	59	3/7	98.4	7	35	5.0	27	1	254	65.0		
Oct 22	CHI	W	1/1	35	22	62.9	207	1	1	37	1/6	76.7	5	25	5.0	9	0	226	75.8		
Oct 29	NYG	L	1/1	31	10	32.3	129	1	1	26	4/9	43.6	3	42	14.0	18	0	162	84.4		
Nov 5	DAL	W	1/1	41	23	56.1	228	1	2	23t	0/0	59.8	5	58	11.6	23	0	286	80.1		
Nov 12	PIT	W	1/1	55	26	47.3	213	2	0	26	3/11	69.7	5	27	5.4	9	0	229	79.0		
Nov 19	ARI	W	1/1	34	25	73.5	217	1	1	30	3/13	87.5	5	29	5.8	7	1	231	68.9		
Nov 26	Was	W	1/1	30	19	63.3	137	1	1	27	4/19	71.1	11	125	11.4	54	1	243	84.1		
Dec 3	TEN	L	1/1	31	18	58.1	239	0	0	45	5/33	82.6	7	39	5.6	12	1	245	93.5		
Dec 10	CLE	W	1/1	36	23	63.9	390	4	0	52	5/40	137.5	3	12	4.0	11	0	362	92.6		
Dec 24	CHI	W	1/1	40	23	57.5	198	1	1	39t	2/15	68.6	4	20	5.0	8	0	203	63.2		
TOTALS			16/16	569	330	58.0	3365	21	13	70t	45/262	77.8	86	629	7.3	54	4	3732	74.6		

PLAYOFFS				PASSING										RUSHING					TOTAL		Pct. OFFENSE
DATE	OPP.	W/L	GP/GS	Att.	Comp.	Pct.	Yds.	TD	INT	LG	Sack/Yds	Rat.	Att.	Yds.	Avg.	LG	TD	Net Yds.			
Dec 31	TB	W	1/1	33	24	72.7	161	2	1	25	2/10	90.6	8	32	4.0	11	1	183	66.1		
Jan 7	NYG	L	1/1	41	20	48.8	181	1	1	21	6/41	59.1	5	17	3.4	7	0	157	84.4		
TOTALS			2/2	74	44	59.5	342	3	2	25	8/51	73.1	13	49	3.8	11	1	340	73.4		





## McNABB GAME-BY-GAME

2001 DATE	OPP.	W/L	GP/GS	PASSING								RUSHING					TOTAL		Pct. OFFENSE
				Att.	Cmp.	Pct.	Yds.	TD	INT	LG	Sack/Yds	Rat.	Att.	Yds.	Avg.	LG	TD	Net Yds.	
SEP 9	StL	L	1/1	48	32	66.7	312	2	1	27	5/35	89.9	9	48	5.3	15	0	325	97.3
SEP 23	SEA	W	1/1	37	24	64.9	283	2	0	64t	5/41	106.0	5	16	3.2	15	1	258	75.0
SEP 30	DAL	W	1/1	28	14	50.0	162	3	0	44	2/17	103.6	4	19	4.8	16	0	164	59.4
OCT 7	ARZ	L	1/1	29	19	65.5	280	2	1	56	2/19	105.5	3	24	8.0	9	0	285	64.8
OCT 22	NYG	W	1/1	26	15	57.7	154	1	1	23	4/30	71.6	6	35	5.8	21	0	159	74.0
OCT 28	OAK	L	1/1	27	12	44.4	133	0	0	29	4/16	59.6	6	30	5.0	10	0	147	75.4
NOV 4	ARZ	W	1/1	33	19	57.6	238	2	1	54t	3/19	87.7	4	26	6.5	13	0	245	73.8
NOV 11	MIN	W	1/1	29	19	65.5	223	3	0	20	1/8	123.2	3	37	12.3	15	1	252	51.7
NOV 18	DAL	W	1/1	32	16	50.0	129	1	1	24	0/0	57.9	4	24	6.0	14	0	153	67.4
NOV 25	WAS	L	1/1	27	15	55.6	92	0	0	13	0/0	62.6	3	39	13.0	33	0	131	70.4
NOV 29	KC	W	1/1	26	18	69.2	269	2	1	46t	2/18	112.5	9	41	4.6	15	0	292	77.2
DEC 9	SD	W	1/1	44	22	50.0	221	2	1	37	2/11	70.4	7	39	5.6	11	0	249	91.2
DEC 16	WAS	W	1/1	34	16	47.1	235	2	3	62t	2/11	52.9	7	25	3.6	15	0	249	86.8
DEC 22	SF	L	1/1	34	23	67.6	232	0	1	46	3/19	74.6	5	31	6.2	10	0	244	83.6
DEC 30	NYG	W	1/1	39	21	53.8	270	3	1	57t	4/29	90.8	7	48	6.9	18	0	289	80.1
JAN 6	TB	W	1/1	0	0	0.0	0	0	0	0	0/0	0.0	0	0	0.0	0	0	0	0.0
TOTALS			16/16	493	285	57.8	3233	25	12	64t	39/273	84.3	82	482	5.9	33	2	3442	69.9
PLAYOFFS																			
JAN 12	TB	W	1/1	25	16	64.0	194	2	1	41	3/8	97.8	4	57	14.3	39	0	243	72.8
JAN 19	CHI	W	1/1	40	26	65.0	262	2	1	43	2/13	89.8	8	37	4.6	14	1	286	85.1
JAN 27	StL	L	1/1	30	18	60.0	171	1	1	17	3/25	73.1	4	26	6.5	10	1	172	67.2
TOTALS			3/3	95	60	63.2	627	5	3	43	8/46	86.6	16	120	7.5	39	2	701	75.7

2002 DATE	OPP.	W/L	GP/GS	PASSING								RUSHING				TOTAL Net Yds.	Pct. OFFENSE			
				Att.	Cmp.	Pct.	Yds.	TD	INT	LG	Sack/Yds	Rat.	Att.	Yds.	Avg.			LG	TD	
SEP 8 @	TEN	L	1/1	36	18	50.0	212	3	2	31	6/31	72.9	3	15	5.0	10	0	196	75.1	
SEP 16 @	WAS	W	1/1	38	26	68.4	292	2	0	39	2/9	108.7	5	36	7.2	15	1	319	70.7	
SEP 22 @	DAL	W	1/1	37	24	64.9	287	3	0	59T	3/15	115.5	6	67	11.2	26	1	339	75.8	
SEP 29 @	HOU	W	1/1	42	24	57.1	259	1	1	38T	3/27	73.4	7	23	3.3	11	0	255	65.2	
OCT 6 @	JAX	L	1/1	48	28	58.3	230	2	0	22	5/23	84.6	12	100	8.3	26	1	307	75.6	
OCT 20 @	TB	W	1/1	25	12	48.0	127	1	1	42T	2/17	59.9	6	4	0.7	3	1	114	42.4	
OCT 28 @	NYG	W	1/1	30	14	46.7	137	0	0	32	1/10	60.0	8	107	13.4	40T	1	234	55.5	
NOV 3 @	CHI	W	1/1	33	18	54.5	209	0	1	39	3/17	61.3	9	46	5.1	14	1	238	77.0	
NOV 10 @	IND	L	1/1	47	27	57.4	281	1	0	29	2/12	82.0	7	62	8.9	18	0	331	88.5	
NOV 17 @	ARZ	W	1/1	25	20	80.0	255	4	1	45	1/5	132.1	0	0	0.0	0	0	250	54.1	
NOV 25 @	SF	W	0/0										INACTIVE/ANKLE							
DEC 1 @	StL	W	0/0										INACTIVE/ANKLE							
DEC 8 @	SEA	W	0/0										INACTIVE/ANKLE							
DEC 15 @	WAS	W	0/0										INACTIVE/ANKLE							
DEC 21 @	DAL	W	0/0										INACTIVE/ANKLE							
DEC 28 @	NYG	L	0/0										INACTIVE/ANKLE							
TOTALS				10/10	361	211	58.4	2289	17	6	59T	28/166	86.0	63	460	7.3	40T	6	2583	68.1
PLAYOFFS																				
JAN 11	ATL	W	1/1	30	20	66.7	247	1	0	42	2/20	103.1	4	24	6.0	19	0	251	78.9	
JAN 19	TB	L	1/1	49	26	53.1	243	0	1	24	2/11	58.5	3	17	5.7	11	0	249	79.8	
TOTALS				2/2	79	46	58.2	490	1	1	42	4/31	75.4	7	41	5.9	19	0	500	79.4

2003 DATE	OPP.	W/L	GP/GS	PASSING								RUSHING					TOTAL Net Yds.	PCT. OFFENSE	
				ATT.	CMP.	PCT.	YDS	TD	INT	LG	SACK/YDS	RAT.	ATT.	YDS.	AVG.	LG			TD
SEP 8	TB	L	1/1	36	19	52.7	148	0	1	15	3/24	51.6	5	55	11.0	16	0	203	82.8
SEP 14	NE	L	1/1	46	18	39.1	186	0	2	24	8/43	33.4	5	54	8.8	15	0	240	89.6
SEP 28	BUF	W	1/1	29	18	62.1	173	0	0	27	2/14	78.5	9	47	8.7	25	0	220	65.7
OCT 5	WAS	W	1/1	30	16	53.3	157	1	2	39	3/17	51.7	7	18	2.5	8	0	175	47.0
OCT 12	DAL	L	1/1	26	11	42.3	126	1	0	52	2/11	70.4	6	0	0.0	3	0	131	44.8
OCT 19	NYG	W	1/1	23	9	39.1	64	0	1	25	3/17	29.1	3	-1	-0.3	0	0	46	34.3
OCT 26	NYJ	W	1/1	23	17	73.9	141	1	1	19	5/29	85.6	2	18	9.0	16	0	130	42.5
NOV 2	ATL	W	1/1	33	21	63.6	312	1	0	41	2/10	104.6	2	22	11.0	11	0	324	75.3
NOV 10	GB	W	1/1	31	15	48.4	198	1	0	51	1/8	79.8	5	26	5.2	16	1	216	76.6
NOV 16	NYG	W	1/1	30	24	80.0	314	2	0	38	0/0	132.5	4	0	0.0	1	0	314	83.5
NOV 23	NO	W	1/1	25	16	64.0	259	1	0	48	3/12	111.9	7	54	7.7	34	0	301	67.2
NOV 30	CAR	W	1/1	26	18	69.2	182	1	1	29	3/23	85.7	2	6	3.0	7	0	165	58.3
DEC 7	DAL	W	1/1	34	18	54.3	240	3	0	33	2/12	105.4	1	21	21.0	21	0	257	63.8
DEC 15	MIA	W	1/1	27	15	55.6	236	0	1	59	1/0	69.4	8	14	1.8	7	1	350	62.3
DEC 21	SF	L	1/1	37	17	45.9	238	1	2	47	5/33	72.8	2	5	2.5	4	0	210	71.7
DEC 27	WAS	W	1/1	32	23	71.9	242	3	0	40	0/0	124.7	3	16	5.3	13	1	258	77.7
TOTALS			16/16	478	275	57.5	3216	16	11	59	43/253	79.6	71	355	5.1	34	3	3318	66.0
PLAYOFFS																			
JAN 11	GB	W	1/1	39	21	53.8	248	2	0	45	8/49	90.5	11	107	9.7	41	0	306	84.3
JAN 18	CAR	L	1/1	22	10	45.5	100	0	3	23	4/28	19.3	2	10	5.0	7	0	82	28.4
TOTALS			2/2	61	31	50.8	348	2	3	45	12/77	58.6	13	117	9.0	41	0	388	59.5







**Quintin Mikell**

**46**

**Position:** Safety

**Height, Weight:** 5-10, 206

**Born:** 9/16/80 in New Orleans, LA

**College:** Boise State

**High School:** Willamette, Eugene, OR

**NFL Experience:** 2nd (2nd as an Eagle)

**Acquired by Eagles:** Signed as a rookie free agent in 2003

**Originally joined NFL:** Same as above

A reserve safety and special teams demon, Mikell (pronounced MICHAEL) proved to be a valuable role player during his first season in Philadelphia. One of six rookie free agents to make the opening day roster in 2003, Mikell ranked third on the squad in special teams tackles (22) and production points (200).

#### BIRDSEED:

- Idolized Eagles FS Brian Dawkins while playing high school and college football and was excited about playing with him when he signed with the Eagles. "He is reckless on the field," said Mikell. "He plays so hard. I learned a lot from him. I would just sit back and watch him."

#### CAREER HIGHLIGHTS:

- Made his NFL debut vs. TB (9/8/03)

#### PERSONAL:

- Single and resides in Eugene, OR, and Boise, ID, in the offseason. Works out at Boise St., but travels to Eugene, an 8-hr. drive from Boise, to see his family.

## MIKELL GAME-BY-GAME

### 2003 PHILADELPHIA EAGLES

DATE	OPP.	W/L	P/S	S	A	T	Sac	Hur	Int	Yds	Lg	KD	FF	FR
SEP 8	TB	L	1/0	0	0	0	0.0	0	0	0	0	0	0	0
SEP 14	NE	L	1/0	0	0	0	0.0	0	0	0	0	0	0	0
SEP 28	@ BUF	W	1/0	0	0	0	0.0	0	0	0	0	0	0	0
OCT 5	WAS	W	1/0	2	1	3	0.0	0	0	0	0	0	0	0
OCT 12	@ DAL	L	1/0	0	0	0	0.0	0	0	0	0	0	0	0
OCT 19	@ NYG	W	1/0	0	0	0	0.0	0	0	0	0	0	0	0
OCT 26	NYJ	W	1/0	0	0	0	0.0	0	0	0	0	0	0	0
NOV 2	@ ATL	W	1/0	0	0	0	0.0	0	0	0	0	0	0	0
NOV 10	GB	W	1/0	0	0	0	0.0	0	0	0	0	0	0	0
NOV 16	NYG	W	1/0	0	0	0	0.0	0	0	0	0	0	0	0
NOV 23	NO	W	1/0	0	0	0	0.0	0	0	0	0	0	0	0
NOV 30	@ CAR	W	1/0	0	0	0	0.0	0	0	0	0	0	0	0
DEC 7	DAL	W	1/0	0	3	3	0.0	0	0	0	0	0	0	0
DEC 15	@ MIA	W	1/0	0	1	1	0.0	0	0	0	0	0	0	0
DEC 21	SF	L	1/0	0	0	0	0.0	0	0	0	0	0	0	0
DEC 27	@ WAS	W	1/0	0	0	0	0.0	0	0	0	0	0	0	0
TOTALS			14/0	2	5	7	0.0	0	0	0	0	0	0	0
PLAYOFFS														
JAN 11	GB	W	1/0	0	0	0	0.0	0	0	0	0	0	0	0
JAN 18	CAR	L	1/0	0	0	0	0.0	0	0	0	0	0	0	0
TOTALS			2/0	0	0	0	0.0	0	0	0	0	0	0	0

Has two younger brothers, Darrian (13) and Devyn (9). When home, he attends their school to talk to students about the value of education. His sister, Leslie (9), and brother, Samuel (5), live in California

- Caught 77 passes for 1,641 yards and 17 TDs as a senior at Willamette HS. Earned all-league and all-state honors with 7 INTs in 1997. Also lettered in basketball and track
- Moved 3 times growing up. His father, a Sony VP/General Manager, was transferred to new jobs within the organization. Was born in New Orleans, moved to Indiana and then to Eugene, OR
- Wants to pursue a coaching career when his playing days are over
- A huge fan of "Dragon Ball Z", a Japanese cartoon series that airs on the Cartoon Network. "I made fun of my friend at first for watching it," said Mikell. "Then I sat down and watched it, and got hooked."

- Majored in communications

#### COLLEGE:

Finished his Boise State career ranked second all-time in tackles (401). As a senior earned WAC defensive player of the year honors. In 2002, the two-time, first-team All-WAC selection led Boise for the third straight season with 97 tackles, while posting 4 sacks, 5.5 TFLs, 1 INT, 8 FFs and 2 blocked FGs. As a junior, posted 87 tackles 2 sacks and 2 INTs. Posted 118 tackles in his sophomore season to earn All-Big West Conference defensive POY honors. As a true freshman earned Freshman All-America honors from *The Football News* and All-Big West honors after making 99 stops, 2 sacks and 2 INTs.







**Freddie Mitchell**

**84**

**Position:** Wide Receiver

**Height, Weight:** 6-0, 195

**Born:** 11/28/78 in Lakeland, FL

**College:** UCLA

**High School:** Kathleen, Lakeland, FL

**NFL Experience:** 4th (4th as an Eagle)

**Acquired by Eagles:** D1-D1 (25th selection overall)

**Originally joined NFL:** Same as above

A tough, clutch receiver, Freddie Mitchell stepped up his role in 2003 as the Eagles slot receiver and delivered career highs in receptions (35), yards (498), and touchdowns (2). The club's first round draft choice in 2001, Mitchell has made the most of his opportunities throughout his career, converting 69.1% of his regular season catches into first downs. One of his most important receptions came in the NFC Divisional Playoff game vs. Green Bay as he hauled in a 28-yard grab from Donovan McNabb on 4th-n-26 to keep the Eagles season alive.

#### **BIRDSEED:**

- Considers himself an aspiring world traveler. "I think half of life is traveling and getting to see the world." He has visited many places around the world, including Czech Republic, Mexico, Whistler Ski Resort in British Columbia, Canada, The Vatican, the Greek Isles and England for Wimbledon,

- His all-time favorite destination remains Rio de Janeiro, Brazil, where he marched in Carnival with Ravens QB Kyle Boller in the Spring of 2004. "Brazil is a melting pot," said Mitchell. "America is a crock pot. I am not a true tourist, I make sure to hang out with all the locals."
- The personable Mitchell credits his strong media savvy to his days working with the TV production crew in high school in Lakeland, FL. "I used to announce the morning news on the television throughout the entire school," said Mitchell. "I was a natural back then (laughing)."
- Enjoys all genres of music, but his overwhelming favorite is country. "Country music is a different version of blues and they truly speak from the heart," said Mitchell. His dream CD player would include music from Toby Keith, Frank Sinatra, Kurupt, Journey, and Brazilian samba
- His offseason training regimen includes Bikram Yoga (Yoga in the heat). "Flexibility is the best attribute to being a great receiver," said Mitchell. "Doing Yoga is the best way to stay flexible and make you less susceptible to injury."
- Said Mitchell of playing as the slot receiver, "I love it. I love going across the middle. I love making big plays. I love getting hit. I just love football. I always want to do anything I can to help my team win."
- Said head coach Andy Reid of Mitchell's work over the middle, "You're going to take some big hits in there and you know that. He's fearless in there."
- Has converted 69.1% of his career receptions into first downs (47 of 68). Said Mitchell, "If I can keep Donovan on the field for three more plays, who knows what could happen."
- Mitchell was given a number of nicknames during the 2004 season. Some of his favorite nicknames include: The Sultan of the Slot, Fred Ex (because he

#### **THE PEOPLE'S CHAMP**

Following a big play, Mitchell motions his hands around his waist as if to put on a world championship belt. He developed the celebration after his teammates nicknamed him "The People's Champ." Said Mitchell of his celebration, "That's me putting my belt on. That's for the people, for the fans."





always delivers), The Slot Machine, and The People's Champ

## CAREER HIGHLIGHTS:

- Recorded career highs in receptions (35), yds. (498), and TDs (2) in 2003
- One of the greatest plays in Philadelphia sports history came in the NFC Divisional playoff vs. GB (1/11/04). On 4th-n-26, with 1:26 remaining in the 4th qtr., Donovan McNabb connected with Mitchell for 28 yds. and the first down. The Eagles then marched down the field and tied the game with a David Akers FG. Both of Mitchell's receptions in the game were for 1st downs and came on that drive
- Converted a 4th-n-9 over the middle late in the 4th qtr. vs. SF (12/21). The 1st down set up the game-tying TD reception by Todd Pinkston which sent the game into OT
- Connected with Brian Westbrook for a 25-yd. TD strike at Mia. (12/15/03) on a wide receiver-option-pass. The toss was his first as a pro but not of his career. At UCLA, he finished his career 5-6-189-4TDs (2 TDs in 1998 and 2 TDs in 2000)
- Registered a 37-yd. TD pass from McNabb at Atl. (11/2/03)
- Started at NYG (12/28/02) in place of Pinkston (toe) and went 4-35 receiving
- Recovered an onside kick in the waning seconds to preserve a 27-20 victory at Sea. (12/8/02)
- Touched the ball 24 times in 2001 (21 receptions, 2 rushes and 1 pass attempt) and 17 of those were converted into first downs (71%)
- Caught his first pass from McNabb vs. Dal. (9/30/01) and his first TD from McNabb at Was. (12/16/01), a 4 yarder in the front corner of the end zone that put the Eagles ahead 7-6
- Became the third WR ever drafted by the Eagles in the 1st round and the first since 1984 (Kenny Jackson, 4th overall pick)

## PERSONAL:

- Resides in Moorestown, NJ
- Was an All-America and all-state selection at Kathleen HS in Lakeland, FL, where he also lettered in cross country, baseball and basketball. Lakeland has produced several NFL players including Rod Smart (Panthers), Ray Lewis (Ravens), Paul Edinger (Bears) and Desmond Clark (Bears)
- Was twice drafted in baseball, by the Tampa Bay



Here Eagles fans Drew and Brett Millstein show their support for their favorite Eagle. As Mitchell's popularity with the fans grew throughout the 2003 season, a local radio station held a contest to give Mitchell a nickname. A week after "4th-n-26," the winning nickname was displayed during the NFC Championship game. Photo by Joe Labolito

Devil Rays in the 47th round in 1997 and by the Chicago White Sox in the 50th round in 2000

- His high school team won the 1996-97 state basketball championship
- Is one of four children (brother, Tremaine and sisters, Shameka and Tracy) of Joyce and Freddie Mitchell, Sr. Shameka is a junior volleyball player at South Florida
- Hosted a radio show on WXTU (92.5 FM), a Philadelphia country music station from 2001-03
- Was an outfielder for UCLA's baseball squad in 2000 that won a share of the Pac-10 title and reached the NCAA Super Regionals. He was a teammate of Chase Utley, a current Phillie
- Dressed up as Sponge Bob Square Pants for the Eagles annual Halloween visit to Children's Hospital of Philadelphia in 2002





## COLLEGE:

Finished his 3-year career with 119 receptions. (7th in school history) for 2,135 yds. (17.9 avg.) and 10TDs in 26 games. In his final season as a junior, earned 1st team All-America honors by Walter Camp and *The Sporting News* and was a finalist for the Biletnikoff Award (the top receiver) after a 77-recept., 1,494-yd., 9-TD output. His 19.3 yd. avg. was 2nd in the nation. His 1,494 yds. (2nd in NCAA) broke the school's single-season mark (1,274 by Danny Farmer in 1998)

## INJURY HISTORY:

Was inactive at Sea. (9/23/01) (hamstring).

## NAME DROPPING WITH FREDDIE

During his playing days at UCLA, became friendly with numerous celebrities in the entertainment world. He has developed acquaintances with movie producers such as Steve Bing, Andrew Sheinman (Seinfeld), and Larry Gordon; actors Vincent Young (Beverly Hills 90210) and Mario Lopez (Saved by the Bell and The Other Half); actress Elizabeth Hurley (Austin Powers), and musicians Mick Jagger, Toby Keith, and Neal McCoy.

Lists his closest celebrity friend as Jaleel White (a.k.a. Steve Urkel from *Family Matters*). "We're brothers," said Mitchell.

## FREDDIE MITCHELL'S CAREER STATISTICS

Year	Team	GP/GS	Rec.	Yards	Avg.	LG	TD
2001	PHIL.	15/1	21	283	13.5	29	1
2002	PHIL.	16/1	12	105	8.8	18	0
2003	PHIL.	16/6	35	498	14.2	39	2
<b>TOTALS</b>		<b>47/8</b>	<b>68</b>	<b>886</b>	<b>13.0</b>	<b>39</b>	<b>3</b>

### PLAYOFFS

2001	PHIL.	3/1	3	16	5.3	8	0
2002	PHIL.	2/0	0	0	0.0	0	0
2003	PHIL.	2/0	6	75	12.5	28	0
<b>TOTALS</b>		<b>7/1</b>	<b>9</b>	<b>91</b>	<b>10.1</b>	<b>28</b>	<b>0</b>

### ADDITIONAL CAREER STATISTICS

**RUSHING:** 2001 (2-(-4))

**PASSING:** 2001 (1-0-0), 2002 (1-0-0), 2003 (1-1-25-1TD) **TOTALS** (3-1-25-1TD)

**CAREER HIGHS: RECEIVING - Receptions.** 4 (five times) last vs. Car. 1/18/04 (NFC Championship game), at Was. 12/27/03 (regular season), Yds. 62 at Arz. 11/4/01, Long 39 yds. from Donovan McNabb vs. Was. 10/5/03, TDs 1 (three times) last at Was. 12/27/03

**MILESTONES:** First start: at TB 1/6/02, First reception: vs. Dal. 9/30/01 (QB Donovan McNabb), First touchdown: at Was. 12/16/01 (QB Donovan McNabb), First TD pass: 25 yarder to Brian Westbrook at Mia. 12/15/03.

## MITCHELL GAME-BY-GAME

### 2001 PHILADELPHIA EAGLES

DATE	OPP.	W/L	P/S	Rec	Yds	Avg	LG	TD
SEP 9	STL	L	1/0	0	0	0.0	0	0
SEP 23	SEA	W	0/0	INACTIVE/HAMSTRING				
SEP 30	DAL	W	1/0	1	0	0.0	0	0
OCT 7	ARZ	L	1/0	0	0	0.0	0	0
OCT 22	NYG	W	1/0	0	0	0.0	0	0
OCT 28	OAK	L	1/0	1	15	15.0	15	0
NOV 4	ARZ	W	1/0	4	62	15.5	25	0
NOV 11	MIN	W	1/0	3	38	12.7	17	0
NOV 18	DAL	W	1/0	2	15	7.5	10	0
NOV 25	WAS	L	1/0	0	0	0.0	0	0
NOV 29	KC	W	1/0	3	60	20.0	29	0
DEC 9	SD	W	1/0	1	5	5.0	5	0
DEC 16	WAS	W	1/0	2	27	13.5	23	1
DEC 22	SF	L	1/0	2	31	15.5	23	0
DEC 30	NYG	W	1/0	2	30	15.0	15	0
JAN 6	TB	W	1/1	0	0	0.0	0	0
<b>TOTALS</b>			<b>15/1</b>	<b>21</b>	<b>283</b>	<b>13.5</b>	<b>29</b>	<b>1</b>

### PLAYOFFS

JAN 12	TB	W	1/1	0	0	0.0	0	0
JAN 19	CHI	W	1/0	2	14	7.0	8	0
JAN 27	STL	L	1/0	1	2	2.0	2	0
<b>TOTALS</b>			<b>3/1</b>	<b>3</b>	<b>16</b>	<b>5.3</b>	<b>8</b>	<b>0</b>

### 2002

DATE	OPP.	W/L	P/S	Rec	Yds	Avg	LG	TD
SEP 8	TEN	L	1/0	0	0	0.0	0	0
SEP 16	WAS	W	1/0	1	6	6.0	6	0
SEP 22	DAL	W	1/0	0	0	0.0	0	0
SEP 29	HOU	W	1/0	0	0	0.0	0	0
OCT 6	JAX	L	1/0	0	0	0.0	0	0
OCT 20	TB	W	1/0	0	0	0.0	0	0
OCT 28	NYG	W	1/0	0	0	0.0	0	0
NOV 3	CHI	W	1/0	1	2	2.0	2	0
NOV 10	IND	L	1/0	2	20	10.0	12	0
NOV 17	ARZ	W	1/0	1	18	18.0	18	0
NOV 25	SF	W	1/0	0	0	0.0	0	0
DEC 1	STL	W	1/0	0	0	0.0	0	0
DEC 8	SEA	W	1/0	0	0	0.0	0	0
DEC 15	WAS	W	1/0	1	7	7.0	7	0
DEC 21	DAL	W	1/0	2	17	8.5	12	0
DEC 28	NYG	L	1/1	4	35	8.8	14	0
<b>TOTALS</b>			<b>16/1</b>	<b>12</b>	<b>105</b>	<b>8.8</b>	<b>18</b>	<b>0</b>

### PLAYOFFS

JAN 11	ATL	W	1/0	0	0	0.0	0	0
JAN 19	TB	L	1/0	0	0	0.0	0	0
<b>TOTALS</b>			<b>2/0</b>	<b>0</b>	<b>0</b>	<b>0.0</b>	<b>0</b>	<b>0</b>

### 2003

DATE	OPP.	W/L	P/S	Rec	Yds	Avg	LG	TD
SEP 8	TB	L	1/0	1	15	15.0	15	0
SEP 14	NE	L	1/0	3	16	5.3	9	0
SEP 28	BUF	W	1/1	2	24	12.0	15	0
OCT 5	WAS	W	1/0	1	39	39.0	39	0
OCT 12	DAL	L	1/1	1	27	27.0	27	0
OCT 19	NYG	W	1/1	0	0	0.0	0	0
OCT 26	NYJ	W	1/0	2	29	14.5	19	0
NOV 2	ATL	W	1/0	2	43	21.5	37 1/2	1
NOV 10	GB	W	1/0	3	23	7.7	9	0
NOV 16	NYG	W	1/1	4	60	15.0	37	0
NOV 23	NO	W	1/1	2	24	12.0	18	0
NOV 30	CAR	W	1/0	3	40	13.3	22	0
DEC 7	DAL	W	1/0	3	58	19.3	33	0
DEC 15	MIA	W	1/1	2	30	15.0	16	0
DEC 21	SF	L	1/0	2	23	11.5	17	0
DEC 27	WAS	W	1/0	4	47	11.8	15	1
<b>TOTALS</b>			<b>16/6</b>	<b>35</b>	<b>498</b>	<b>14.2</b>	<b>39</b>	<b>2</b>

### PLAYOFFS

JAN 11	GB	W	1/0	2	37	18.5	28	0
JAN 18	CAR	L	1/0	4	38	9.5	12	0
<b>TOTALS</b>			<b>2/0</b>	<b>6</b>	<b>75</b>	<b>12.5</b>	<b>28</b>	<b>0</b>







**Position:** Wide Receiver

**Height, Weight:** 5-11, 200

**Born:** 2/26/76 in Marshfield, MA

**College:** Brown

**High School:** Marshfield, Marshfield, MA

**NFL Experience:** 3rd (3rd as an Eagle)

**Acquired by Eagles:** FA 2003

**Originally joined the NFL:** 07-99 by  
New England (241st selection overall)

The Eagles special teams MVP in 2003, Morey enters his 2nd full season in Philadelphia as a reserve wide receiver. Morey's toughness and tenacity make him very valuable on special teams, as he led the team in production points (294) and finished 2nd in tackles (28) in 2003. "My attitude is that on every play that I go down the field, I want to change the course of the game," said Morey. "I want to make that play that will influence the outcome of the game."

#### **BIRDSEED:**

- His wife, Cara, is currently a defender for the Brampton Thunder of the National Womens Hockey League in Ontario. She is pursuing her masters in health and sport psychology at York University. She starred collegiately at Brown in ice hockey and field hockey and looks forward to pursuing a career in coaching
- His father, Dennis, is a commercial lobsterman on the south shore of Massachusetts. Dennis was also a semi-pro football player for the Brockton Pros

among other EFL teams. His brother, Dean, is a fisherman along the south shore as well

- His grandfather, Joe, and his great uncle, Dick, have intriguing backgrounds in basketball. Both have been inducted to the Bridgewater State Hall of Fame. Dick coached the 1922-23 season at Bridgewater State. He is also credited with building the first glass backboards used in the Boston Garden. Joe is the legendary coach at East Bridgewater HS, where the gymnasium has been named after him

#### **CAREER HIGHLIGHTS:**

- Was voted by his teammates as the special teams MVP in 2003. Led in special teams productions points (294) and was 2nd in tackles (28)
- Named to Dr. Z's (*Sports Illustrated*) All-Pro team as his special teams player in 2003
- Recovered a fumble by KR Allen Rossum on the opening kickoff at Atl. (11/2/03) that set up a FG
- Signed by the Eagles on 1/30/03 and was allocated to the Barcelona Dragons of NFL Europe. Posted 32-394-7TDs receiving numbers and finished 2nd in the league with a 26.3-yd. kickoff return avg.
- Collected two special teams tackles during the Wild Card playoff game vs. TB (1/12/02)
- Spent the 2001 season out of football before signing with the Eagles on 1/8/02
- In the spring of 2001, played defensive back with the Barcelona Dragons of NFL Europe finishing the season with 39 tackles, 1.5 sacks, and 1 INT in leading his team to the World Bowl
- Competed in 2000 NFL season as a WR and caught 37 passes for 415 yards and 3 TDs for the Dragons
- Was released by the Patriots following training camp (8/27/00) but then was added to the Patriots practice squad (10/18/00) and worked at both wide receiver and defensive back. Was released from practice squad (12/18/00)

#### **BRINGIN' THE WOOD**

Following the 2003 season, he and his family moved to Dorset, Ontario, where his in-laws reside.

His wife, Cara, had recently broken her femur and the couple thought it would be best if they were close to family to help with their newborn daughter, Devan Lynn. In order to keep up with his offseason conditioning in the small Canadian town three hours north of Toronto, Sean took to chopping wood and running in the snow to stay in shape.





- In 1999, Morey played in the final two games of the season on special teams for the Patriots. He made the opening day roster, but was deactivated for the season opener before being released on 9/15/99. Was re-signed to the team's practice squad and to the 53-man roster on 12/7/99

- Morey made his NFL debut vs. Buf. (12/26/99)

## PERSONAL:

- He and wife, Cara, welcomed their first child, a daughter, Devan Lynn (9/12/03)
- His dog, Maggie, is a Labrador Retriever/German Sheppard crossbreed
- Played WR and DB at Marshfield (MA) HS. Lettered in basketball, track and football
- Earned degree with honors in organizational behavior and management
- Favorite author is Ayn Rand who writes novels on "objective realism"
- Credits Mike Morris, the younger brother of former NFL players Jamie and Joe Morris and currently the asst. strength and conditioning coach with the Bucs, with helping him develop his speed
- Served as the 2000 chairman for Rhode Island's 23rd Annual Special Olympics Sports Celebrity Carnival

- Appeared in *Sports Illustrated's* "Faces in the Crowd" on Jan. 12, 1998

- One of four children (two brothers and a twin sister)
- Full name: Sean Joseph Morey

## COLLEGE:

Finished his career at Brown with an Ivy League record 251 recpts. for 3,850 yds. and 40 TDs. In 1997, was voted Ivy League player of the year with 74 recpts., an Ivy League record, for 1,434 yds. and 15 TDs.

## MOREY GAME-BY-GAME

1999 NEW ENGLAND PATRIOTS					RECEIVING					KICKOFF RETURNS				
DATE	OPP.	W/L	P/S		REC	Yds	Avg	LG	TD	No	Yds	Avg	LG	TD
Dec 26	Buf	L	1/0		0	0	0.0	0	0	0	0	0.0	0	0
JAN 2	BAL	W	1/0		0	0	0.0	0	0	0	0	0.0	0	0
TOTALS			2/0		0	0	0.0	0	0	0	0	0.0	0	0

2001 PHILADELPHIA EAGLES (WAS SIGNED ON 1/8/02)														
PLAYOFFS					RECEIVING					KICKOFF RETURNS				
DATE	OPP.	W/L	P/S		REC	Yds	Avg	LG	TD	No	Yds	Avg	LG	TD
JAN 12	TB	W	1/0		0	0	0.0	0	0	0	0	0.0	0	0
JAN 19	@ CHI	W	1/0		0	0	0.0	0	0	0	0	0.0	0	0
JAN 27	@ STL	L	1/0		0	0	0.0	0	0	0	0	0.0	0	0
TOTALS			3/0		0	0	0.0	0	0	0	0	0.0	0	0

2003														
DATE					RECEIVING					KICKOFF RETURNS				
DATE	OPP.	W/L	P/S		REC	Yds	Avg	LG	TD	No	Yds	Avg	LG	TD
SEP 8	TB	L	1/0		0	0	0.0	0	0	2	26	13.0	24	0
SEP 14	NE	L	1/0		0	0	0.0	0	0	0	0	0.0	0	0
SEP 28	@ BUF	W	1/0		0	0	0.0	0	0	0	0	0.0	0	0
OCT 5	WAS	W	1/0		0	0	0.0	0	0	1	14	14.0	14	0
OCT 12	@ DAL	L	1/0		0	0	0.0	0	0	0	0	0.0	0	0
OCT 19	@ NYG	W	1/0		0	0	0.0	0	0	0	0	0.0	0	0
OCT 26	NYJ	W	1/0		0	0	0.0	0	0	0	0	0.0	0	0
NOV 2	@ ATL	W	1/0		0	0	0.0	0	0	0	0	0.0	0	0
NOV 10	@ GB	W	1/0		0	0	0.0	0	0	0	0	0.0	0	0
NOV 16	NYG	W	1/0		0	0	0.0	0	0	2	23	11.5	23	0
NOV 23	NO	W	1/0		0	0	0.0	0	0	0	0	0.0	0	0
NOV 30	@ CAR	W	1/0		0	0	0.0	0	0	0	0	0.0	0	0
DEC 7	DAL	W	1/0		0	0	0.0	0	0	0	0	0.0	0	0
DEC 15	@ MIA	W	1/0		0	0	0.0	0	0	0	0	0.0	0	0
DEC 21	SF	L	1/0		0	0	0.0	0	0	2	30	15.0	23	0
DEC 27	@ WAS	W	1/0		0	0	0.0	0	0	0	0	0.0	0	0
TOTALS			16/0		0	0	0.0	0	0	7	93	13.3	24	0
PLAYOFFS														
JAN 11	GB	W	1/0		0	0	0.0	0	0	0	0	0.0	0	0
JAN 18	CAR	L	1/0		0	0	0.0	0	0	0	0	0.0	0	0
TOTALS			2/0		0	0	0.0	0	0	0	0	0.0	0	0


## SEAN MOREY'S CAREER STATISTICS

		RECEIVING								KICKOFF RETURNS				
Year	Team	GP/GS	Rec.	Yards	Avg.	LG	TD	No.	Yds.	Avg.	LG	TD	STT	
1999	NE	2/0	0	0	0.0	0	0	0	0	0.0	0	0	4	
2003	PHIL.	16/0	0	0	0.0	0	0	7	93	13.3	24	0	28	
TOTALS		18/0	0	0	0.0	0	0	7	93	13.3	24	0	32	
PLAYOFFS														
2001	PHIL.	3/0	0	0	0.0	0	0	0	0	0.0	0	0	3	
2003	PHIL.	2/0	0	0	0.0	0	0	0	0	0.0	0	0	1	
TOTALS		5/0	0	0	0.0	0	0	0	0	0.0	0	0	4	

**CAREER HIGHS: KICKOFF RETURNS** - Returns 2 (three times) last vs. SF 12/21/03; Yds. 30 vs. SF 12/21/03; Avg. 15.0 vs. SF 12/21/03; Long 24 vs. TB 9/8/03  
**MILESTONES:** First game: vs. Buf. 12/26/99.







**Position:** Wide Receiver  
**Height, Weight:** 6-3, 226  
**Born:** 12/7/73 in Alexander City, AL  
**College:** Tennessee-Chattanooga  
**High School:** Benjamin Russell, Alexander City, AL  
**NFL Experience:** 9th (1st as an Eagle)  
**Acquired by Eagles:** Trade (Bal) 2004  
**Originally joined the NFL:** 03-96 by San Francisco (89th selection overall)



One of the most prolific receivers in league history and one of the most entertaining players in all of sports, Terrell Owens will bring his big-play ability and toughness to the Eagles offense after being acquired in a highly-publicized three-way trade involving Baltimore and San Francisco on 3/16/03. A four-time Pro Bowl selection, Owens has hauled in 592 receptions for 8,572 yards and 81 TDs in his first 8 NFL seasons. His 20 catches vs. Chicago in 2000 set an all-time NFL record and his 51 TD grabs since 2000 leads all NFL receivers in that time span. A 3rd round draft choice out of Tennessee-Chattanooga in 1996, Owens is a tenacious worker on and off the football field. That tenacity has even been used in his fight to find a



## NEAR AND DEAR TO HIS HEART

Owens holds one charity very near and dear to his heart, the Alzheimer's Association. His family is personally touched by Alzheimer's as his grandmother, Alice Black, is afflicted by the disease. In order to help find a cure, he has served as the celebrity chairperson for the Alzheimer's Association and even addressed Congress in 2003 to request more funding for Alzheimer's research.

In 2004, hosted a charity weekend in Atlanta, "Stars with a Cause," that benefitted the Atlanta Chapter of the National Alzheimer's Foundation. The weekend included a night of bowling, billiards, dominoes and cards. On Saturday, the stars made a visit to AG Rhodes Home, an Atlanta Alzheimer's care center to play bingo and sing karaoke. A celebrity basketball game also took place at Owens' home gym.

cure for Alzheimer's, a disease that affects millions of Americans, including his grandmother, Alice Black. In 2003, he lobbied U.S. Congress for more funding for research for the crippling disease.

## BIRDSEED:

- During the 2004 offseason, his Eagles jersey topped the best-selling list of all NFL players
- By a vote of fans, will grace the cover of ESPN NFL 2005 video game that will be released in 2004
- Inducted into the University of Tennessee at Chattanooga Athletics Hall of Fame in 2003

## CAREER HIGHLIGHTS:

- Has been selected to 4 straight NFC Pro Bowl squads since the 2000 season and has garnered All-Pro honors 4 times (1998, 2000-02)
- Finished his 49ers career 2nd only to Jerry Rice in total TDs (83), repts. (592), yds. rec. (8,572), rec. TDs (81) and 100-yd. rec. games (25)
- Enters the 2004 season with an active streak of 115 consecutive games played with at least 1 reception
- Led the 49ers in yards after catch from 2000-03 (677 in 2000, 542 in '01, 597 in '02 and 366 in '03)
- Registered a season-high 155 yds. on 8 repts. (19.4 avg.), including 61-yd. TD reception vs. Pit. (11/17/03) on Monday Night Football
- Led team with 6 repts. for 152 yds. (25.3 avg.), including a 75-yard touchdown reception vs. TB (10/19/03)

## OWENS' NFL RECORDS

Receptions in a game: 20 vs. Chi. 12/17/00  
 Two-point conversions in a playoff game:  
 2 vs. NYG 1/5/03 (NFC Wild Card Game)





## A COUNTRY BOY FROM A HUMBLE PAST

Although Terrell Owens has been surrounded by glitz and glamour in recent years, the Alexander City, AL, native came from very humble beginnings.

"Everybody worked at Russell Athletics," recalled Owens of his town of 15,000 people. "My mother, my father, my grandmother, my uncles. It was like all the people I knew worked there. I even worked there repairing shipping boxes on the loading dock."

T.O. also had a humble beginning in sports. He didn't start on his high school team until his senior year and had to be convinced not to quit the sport by his coach. He wouldn't have been recruited to play at Tennessee-Chattanooga if it weren't for a teammate who brought college coaches to watch their games.

"I never got to make the big plays when I was younger, and even early in my NFL career," said Owens. "I had to wait my turn. You've got to work hard and when you get a shot you have to prove yourself."

Owens also had to wait for the first 5 seasons of his pro career to become "the guy," while playing in the shadows of All-World WR Jerry Rice.

"I got to see how champions work from Jerry," said Owens. "I always wanted to win championships and I got to see the level of commitment it takes."

- With a career-high 100 catches, earned All-Pro honors from AP, *Football Digest*, *Pro Football Weekly*, *The Sporting News* and *Sports Illustrated* and a Pro Bowl selection in 2002
- Had 5 multiple-TD performances in 2002 along with five 100-yd. games in the regular season and 1 in the postseason
- Set playoff career highs with 9 receptions for 177 yds. and 2 TDs vs. NYG (1/5/03) in NFC Wild Card game. Set an NFL postseason record with 2 two-pt. conversions from Jeff Garcia. His 76-yard TD reception was the 2nd-longest scoring play in 49ers playoff history. Completed the first pass of his career, a 25 ydr. to Tai Streets
- Reached 100 receptions for the first time in his career with a 4th-qtr. catch vs. GB (12/15/02)
- Posted 12 receipts. for 123 yds., and 2 TDs, including the game-winning 8-yd. score with :12 remaining, at Dal. (12/8/02). His 11-yd. recept. on 3rd-n-10 with :23 remaining set-up the winning score
- Had 13 receipts. for 166 yds. and 2 TDs vs. Phi. (11/25/02) on MNF. His reception total was the most ever by an Eagle opponent

- Caught 7 passes for 171 yds. and 2 TDs, including a 76-yard score at SD (11/17/02)
- Grabbed 12 passes for 191 yds., including 3 on the game-winning drive in OT at Oak. (11/3/02)
- Hauled in 6 passes for 84 yds. and 2 TDs, including the game-winning 37-ydr. in the 4th qtr. at Sea. (10/14/02)
- Had a career-high 38-yd. TD run vs. Was. (9/22/02)
- His 16 TD grabs in 2001 led the NFL and helped to earn him a Pro Bowl selection as well as All-Pro honors from AP, *College & Pro Football Weekly*, *Football News* and *Football Digest*
- Posted a career-high six 100-yd. receiving games including 5 multi-TD performances in 2001
- Had 8 receipts. for 118 yds. and 2 TD vs. Car. (10/7/01) on the way to reaching the 5,000-yd. receiving mark for his career
- Caught 9 passes for 183 yds., including a career-high 3 TDs at Atl. (10/14/01). Scored the game-tying TD with :17 remaining in regulation and then made a game-winning TD reception of 52 yds. in OT. All 9 of his receptions came in the second half
- Caught the game-tying TD on a 7-yd. pass from Jeff Garcia with :01 remaining in regulation at Car. (11/18/01)
- Earned first career Pro Bowl selection and was named All-Pro by AP in 2000
- Ranked 5th in the NFL in receipts. (97) and 3rd in TD receipts. (13), including 4 multi-TD games, in 2000
- Had the most prolific receiving game in NFL history, breaking a 50-year-old record held by Tom Fears (18), with an NFL record and career-high 20 receipts. for a career-high 283 yds. and 1 TD vs. Chi. (12/17/00)
- A first-time All-Pro selection, tied for 2nd in the NFL with 14 TD receipts. while ranking 3rd in the NFC and 5th in the NFL in non-kicker scoring with 92 pts. in 1998. Averaged a career-high 16.4 yards per catch

## TERRELOWENS.COM

TerrellOwens.com is one of the top NFL player websites in existence. The website offers a wide selection of Owens collectibles, including a replica of his college jersey, a discussion forum, a media gallery, an "Ask Owens" section and his latest stats and news.





## CATCH THIS

"This might be the most exciting thing I've done since I've been in the NFL." That's how strongly Terrell Owens feels about his upcoming autobiography, "Catch This - Going Deep With The NFL's Sharpest Weapon." The book, co-written with Stephen Singular and published by Simon & Schuster, is a personal account of T.O.'s life.

"I decided to go ahead with the book because I want to give people a better perspective on who I really am," explained Owens. "I am always listening to people and observing things. I think some people get that confused with arrogance when it's really not. When I was younger I was never the star. I had to work my butt off to get where I am. I still have that same attitude."

- Provided one of the most memorable plays in league playoff history with his dramatic 25-yd. game-winning TD reception, from Steve Young, with :03 remaining in the game, to give the 49ers a 30-27 come-from-behind win over GB (1/3/99) in the NFC Wild Card game. He labeled the catch "The Redemption Reception" after dropping 4 passes earlier in the game. Eagles head coach Andy Reid was the Packers QB coach at the time
- Recorded 140 yds. on 5 repts. vs. NYG (11/30/98). Caught a career-long 79-yd. TD reception from Young vs. the Giants
- Had 5 repts. for 120 yds. and 1 TD receiving and also scored on a 21-yd. reverse at StL (10/25/98) for the first rushing TD of his career
- Ranked 5th in NFC and 9th in NFL with 8 TD repts. in 1997. That year became the first player other than Jerry Rice to lead 49ers in repts. (60) since 1988. Produced first downs on 48 of his 60 repts. (80%)
- Posted 6 repts. for 100 yds. in the NFC Championship Game vs. GB (1/11/98)
- Led 49ers in 1996 with a 14.9-yd. per catch average
- Had 5 catches for 110 yds., including a 46-yd. TD vs. Car. (12/8/96), for his first career 100-yd. receiving game
- Caught 4 passes for 42 yards, including the game-winning 20-yd. TD at Hou. (10/27/96)
- Made first career start, replacing an injured J.J. Stokes and caught 4 passes for 94 yds. vs. Cin. (10/20/96). His 45-yd. TD from Young tied the game late in 4th qtr. and was the first score of his career
- Caught his first career pass, a 7 ydr. from Young, at Car. (9/22/96)

## PERSONAL:

- Single and resides in suburban Atlanta in the off-season
- A four-time letterman in football and track at Benjamin Russell (Alexander City, AL) HS. Added 3 letters in basketball and 1 in baseball
- Is the son of Marilyn Heard and Tit Russell. Has two sisters, Sharmaine Stowes (21) and Latasha Scales (29), and a brother, Victor Stowes (19). Sharmaine is currently enrolled at the University of Alabama-Birmingham, Latasha was recently married, and Victor, a basketball player, attended Georgia Perimeter College in 2003
- When you see T.O., two gentlemen are usually not far behind, "Coop" and "Pablo." He calls them his confidants and truest friends. Pablo (a.k.a. Carlos Cosby) is an imposing presence, but also adds the levelest of heads. Coop (a.k.a. Theron Cooper) is the light-hearted one in the group. Said Owens of his buddies, "Coop keeps me laughing and upbeat, while Pablo keeps things organized."
- Celebrated first NFL touchdown by doing the "bank-head bounce" for his mother

## THE CHOCOLATE ROOM

Elvis had "The Jungle Room." T.O. has "The Chocolate Room." Owens has a place in his home where he can get away and relax. That room for Owens is The Chocolate Room, located in the basement of his 6 bedroom home in suburban Atlanta.

"That's where I escape," said Owens. "Everything is chocolate-colored and over-sized. Not many people go in that room."

Owens is not kidding about limiting access to the room. You need to know the combination to get through the door. Once inside it's extremely plush, from the sofas to the carpeting. With a stereo system and a plasma screen TV, he's got all the ingredients to chill out.

"The way I've set it up I never have to go out," said Owens. "We can have a good time right in my house."

Along with the Chocolate Room, Owens home includes a fully loaded pool hall and an indoor basketball gymnasium. With pool tables, pin ball games, an air hockey table and an assortment of video games, it's safe to say there's a competitive nature in his home.

"It gets pretty competitive in my house," he said. "Whether we're playing basketball, dominoes or shooting pool, by the end of the night the loser's going to be doing pushups."





- Won the 100-meter race at Superstars competition two consecutive years (2000-01)
- Majored in merchandising
- Full name: Terrell Eldorado Owens

## COLLEGE:

Compiled 144 receipts, and 2,320 receiving yds. with 19 TDs in his college career. Earned first-team All-Southern Conference honors as senior at Tennessee-Chattanooga. Set the school record by catching a pass in 11 consecutive games in his final season. Was a 2nd-team All-Southern Conference as a junior after earning 1st-team honors as sophomore. Scored a career-high 8 TDs and averaged 19.1 yards per catch in his 2nd season. Set Mocs' single-game record with 4 TDs vs. Marshall in 1993. Played 3 years on the UTC basketball team and made 5 starts for a team that qualified for the NCAA tournament in 1995. Ran the anchor leg on the 4 x 100 relay team as senior.

## INJURY HISTORY:

Fractured his left collarbone in 2nd qtr. at Phi. (12/21/03) and was placed on the Injured Reserve list three days later. Was inactive with a groin injury in weeks 16 and 17 of 2002. Suffered a turf toe injury at NO (11/5/00) and did not start the following week vs. KC (11/12) and was inactive a week later. Left the game at StL (11/21/99) with a high ankle sprain and was inactive the next 2 weeks.

## HE'S GOT GAME

Owens' love for the game of basketball is very serious. So serious that he built a full-size basketball gymnasium in his home and uses it as part of his off-season conditioning.

In college, Owens played 3 seasons on the Tennessee-Chattanooga basketball team and made 5 starts for a team that qualified for the NCAA tournament in 1995. In 2002, he played in 5 games for the Adirondack Wildcats of United States Basketball League. In 2000, he won the celebrity slam dunk competition at the NBA All-Star game in Oakland. He also suits up on occasion for the Eagles offseason basketball team.

## TERRELL OWENS' CAREER STATISTICS

YEAR	TEAM	GP/GS	REC.	YARDS	AVG.	LG	TD
1996	SF	16/10	35	520	14.9	46T	4
1997	SF	16/15	60	936	15.6	56T	8
1998	SF	16/10	67	1097	16.4	79T	14
1999	SF	14/14	60	754	12.6	36	4
2000	SF	14/13	97	1451	15.0	69T	13
2001	SF	16/16	93	1412	15.2	60T	16*
2002	SF	14/14	100	1300	13.0	76T	13*
2003	SF	15/15	80	1102	13.8	75T	9
<b>TOTALS</b>		<b>121/107</b>	<b>592</b>	<b>8572</b>	<b>14.5</b>	<b>79T</b>	<b>81</b>

## PLAYOFFS

1996	SF	2/2	1	7	7.0	7	0
1997	SF	2/2	10	149	14.9	48	1
1998	SF	2/2	11	146	13.3	34	1
2001	SF	1/1	4	40	10.0	16	0
2002	SF	2/2	13	212	16.3	76	2
<b>TOTALS</b>		<b>9/9</b>	<b>39</b>	<b>554</b>	<b>14.2</b>	<b>76</b>	<b>4</b>

\* - Total led NFL

## ADDITIONAL CAREER STATISTICS

**RUSHING:** 1998 (4-53-1TD), 2000 (3-11), 2001 (4-21), 2002 (7-79-1TD), 2003 (3-(-2)), **TOTALS** (21-162-2TDs).

**PASSING:** 2002 [1-1-25 (Tai Streets) vs. NYG 1/5/03 (NFC Wild Card Game)]

**KICKOFF RETURNS:** 1996 (3-47).

**TWO-POINT CONVERSIONS:** 2000 (1 pass from Jeff Garcia vs. Car. 9/10/00), 2002 [2 passes from Garcia vs. NYG 1/5/03 (NFC Wild Card Game)].

**CAREER HIGHS: RECEIVING -** Receptions. 20 vs. Chi. 12/17/00, Yds. 283 vs. Chi. 12/17/00, Long 79-yd. TD from Steve Young vs. NYG 11/30/98, Touchdowns: 3 at Atl. 10/14/01; **RUSHING -** No. 2 vs. KC 11/10/02, Yds. 38 vs. Was. 9/22/02, Long 38T vs. Was. 9/22/02, TDs 1 (twice) last vs. Was. 9/22/02; **KICKOFF RETURNS -** No. 1 (three times) last vs. Cin. 10/20/96, Yds. 18 at StL 10/6/96; **MILESTONES:** First reception: at Car. 9/22/96 (QB Steve Young), First touchdown: vs. Cin. 10/20/96 (45-yds. from Steve Young), First start: vs. Cin. 10/20/96, First rushing TD: 21 yds. at StL 10/25/98, First pass: 25-yds. to Tai Streets vs. NYG 1/5/03 (NFC Wild Card), First 100-yd. receiving game: 110 yds. vs. Car. 12/8/96, 100th game: at Oak. 11/3/02, 500th reception: at Dal. 12/8/02, 5,000th receiving yard: vs. Car. 10/7/01, 100-yd. receiving games (reg.): (25), 150-yd. receiving games (reg.): (8), 200-yd. receiving games (reg.): (1), 100-yd. receiving games (post.): (2).





## OWENS GAME-BY-GAME



PHILADELPHIA EAGLES.COM

1996	DATE	OPP.	W/L	P/S	Rec	Yds	Avg	Lg	TD
Sep 1	NO	W	1/0	0	0	0	0	0	0
Sep 8	SFL	W	1/0	0	0	0	0	0	0
Sep 15	CAR	L	1/0	2	1	26	13.0	26	0
Sep 22	ATL	W	1/0	1	0	0	0	0	0
Oct 6	SFL	W	1/0	0	0	0	0	0	0
Oct 14	GB	L	1/0	0	0	0	0	0	0
Oct 20	CIN	W	1/1	1	4	94	23.5	45	1
Oct 27	HOU	W	1/1	1	4	94	23.5	45	1
Nov 3	NO	W	1/1	1	2	26	13.0	26	0
Nov 10	DAL	L	1/1	1	2	17	8.5	17	0
Nov 17	BAL	W	1/1	3	3	35	11.7	35	0
Nov 24	WAS	W	1/1	1	0	0	0	0	0
Dec 2	ATL	W	1/1	1	0	0	0	0	0
Dec 8	CAR	L	1/1	1	0	0	0	0	0
Dec 15	DET	W	1/1	1	3	45	15.0	45	0
Dec 23	DET	W	1/1	1	1	10	10.0	10	0
Jan 4	PAT	W	1/1	1	1	7	7.0	7	0
Jan 11	GB	L	1/1	1	0	0	0	0	0
Jan 18	PAT	W	1/1	1	1	7	7.0	7	0
Jan 25	ATL	W	1/1	1	1	7	7.0	7	0
Feb 1	ATL	W	1/1	1	1	7	7.0	7	0
Feb 8	ATL	W	1/1	1	1	7	7.0	7	0
Feb 15	ATL	W	1/1	1	1	7	7.0	7	0
Feb 22	ATL	W	1/1	1	1	7	7.0	7	0
Feb 29	ATL	W	1/1	1	1	7	7.0	7	0
Mar 6	ATL	W	1/1	1	1	7	7.0	7	0
Mar 13	ATL	W	1/1	1	1	7	7.0	7	0
Mar 20	ATL	W	1/1	1	1	7	7.0	7	0
Mar 27	ATL	W	1/1	1	1	7	7.0	7	0
Apr 3	ATL	W	1/1	1	1	7	7.0	7	0
Apr 10	ATL	W	1/1	1	1	7	7.0	7	0
Apr 17	ATL	W	1/1	1	1	7	7.0	7	0
Apr 24	ATL	W	1/1	1	1	7	7.0	7	0
May 1	ATL	W	1/1	1	1	7	7.0	7	0
May 8	ATL	W	1/1	1	1	7	7.0	7	0
May 15	ATL	W	1/1	1	1	7	7.0	7	0
May 22	ATL	W	1/1	1	1	7	7.0	7	0
May 29	ATL	W	1/1	1	1	7	7.0	7	0
Jun 5	ATL	W	1/1	1	1	7	7.0	7	0
Jun 12	ATL	W	1/1	1	1	7	7.0	7	0
Jun 19	ATL	W	1/1	1	1	7	7.0	7	0
Jun 26	ATL	W	1/1	1	1	7	7.0	7	0
Jul 3	ATL	W	1/1	1	1	7	7.0	7	0
Jul 10	ATL	W	1/1	1	1	7	7.0	7	0
Jul 17	ATL	W	1/1	1	1	7	7.0	7	0
Jul 24	ATL	W	1/1	1	1	7	7.0	7	0
Jul 31	ATL	W	1/1	1	1	7	7.0	7	0
Aug 7	ATL	W	1/1	1	1	7	7.0	7	0
Aug 14	ATL	W	1/1	1	1	7	7.0	7	0
Aug 21	ATL	W	1/1	1	1	7	7.0	7	0
Aug 28	ATL	W	1/1	1	1	7	7.0	7	0
Sep 4	ATL	W	1/1	1	1	7	7.0	7	0
Sep 11	ATL	W	1/1	1	1	7	7.0	7	0
Sep 18	ATL	W	1/1	1	1	7	7.0	7	0
Sep 25	ATL	W	1/1	1	1	7	7.0	7	0
Oct 2	ATL	W	1/1	1	1	7	7.0	7	0
Oct 9	ATL	W	1/1	1	1	7	7.0	7	0
Oct 16	ATL	W	1/1	1	1	7	7.0	7	0
Oct 23	ATL	W	1/1	1	1	7	7.0	7	0
Oct 30	ATL	W	1/1	1	1	7	7.0	7	0
Nov 6	ATL	W	1/1	1	1	7	7.0	7	0
Nov 13	ATL	W	1/1	1	1	7	7.0	7	0
Nov 20	ATL	W	1/1	1	1	7	7.0	7	0
Nov 27	ATL	W	1/1	1	1	7	7.0	7	0
Dec 4	ATL	W	1/1	1	1	7	7.0	7	0
Dec 11	ATL	W	1/1	1	1	7	7.0	7	0
Dec 18	ATL	W	1/1	1	1	7	7.0	7	0
Dec 25	ATL	W	1/1	1	1	7	7.0	7	0
Jan 1	ATL	W	1/1	1	1	7	7.0	7	0
Jan 8	ATL	W	1/1	1	1	7	7.0	7	0
Jan 15	ATL	W	1/1	1	1	7	7.0	7	0
Jan 22	ATL	W	1/1	1	1	7	7.0	7	0
Jan 29	ATL	W	1/1	1	1	7	7.0	7	0
Feb 5	ATL	W	1/1	1	1	7	7.0	7	0
Feb 12	ATL	W	1/1	1	1	7	7.0	7	0
Feb 19	ATL	W	1/1	1	1	7	7.0	7	0
Feb 26	ATL	W	1/1	1	1	7	7.0	7	0
Mar 5	ATL	W	1/1	1	1	7	7.0	7	0
Mar 12	ATL	W	1/1	1	1	7	7.0	7	0
Mar 19	ATL	W	1/1	1	1	7	7.0	7	0
Mar 26	ATL	W	1/1	1	1	7	7.0	7	0
Apr 2	ATL	W	1/1	1	1	7	7.0	7	0
Apr 9	ATL	W	1/1	1	1	7	7.0	7	0
Apr 16	ATL	W	1/1	1	1	7	7.0	7	0
Apr 23	ATL	W	1/1	1	1	7	7.0	7	0
Apr 30	ATL	W	1/1	1	1	7	7.0	7	0
May 7	ATL	W	1/1	1	1	7	7.0	7	0
May 14	ATL	W	1/1	1	1	7	7.0	7	0
May 21	ATL	W	1/1	1	1	7	7.0	7	0
May 28	ATL	W	1/1	1	1	7	7.0	7	0
Jun 4	ATL	W	1/1	1	1	7	7.0	7	0
Jun 11	ATL	W	1/1	1	1	7	7.0	7	0
Jun 18	ATL	W	1/1	1	1	7	7.0	7	0
Jun 25	ATL	W	1/1	1	1	7	7.0	7	0
Jul 2	ATL	W	1/1	1	1	7	7.0	7	0
Jul 9	ATL	W	1/1	1	1	7	7.0	7	0
Jul 16	ATL	W	1/1	1	1	7	7.0	7	0
Jul 23	ATL	W	1/1	1	1	7	7.0	7	0
Jul 30	ATL	W	1/1	1	1	7	7.0	7	0
Aug 6	ATL	W	1/1	1	1	7	7.0	7	0
Aug 13	ATL	W	1/1	1	1	7	7.0	7	0
Aug 20	ATL	W	1/1	1	1	7	7.0	7	0
Aug 27	ATL	W	1/1	1	1	7	7.0	7	0
Sep 3	ATL	W	1/1	1	1	7	7.0	7	0
Sep 10	ATL	W	1/1	1	1	7	7.0	7	0
Sep 17	ATL	W	1/1	1	1	7	7.0	7	0
Sep 24	ATL	W	1/1	1	1	7	7.0	7	0
Oct 1	ATL	W	1/1	1	1	7	7.0	7	0
Oct 8	ATL	W	1/1	1	1	7	7.0	7	0
Oct 15	ATL	W	1/1	1	1	7	7.0	7	0
Oct 22	ATL	W	1/1	1	1	7	7.0	7	0
Oct 29	ATL	W	1/1	1	1	7	7.0	7	0
Nov 5	ATL	W	1/1	1	1	7	7.0	7	0
Nov 12	ATL	W	1/1	1	1	7	7.0	7	0
Nov 19	ATL	W	1/1	1	1	7	7.0	7	0
Nov 26	ATL	W	1/1	1	1	7	7.0	7	0
Dec 3	ATL	W	1/1	1	1	7	7.0	7	0
Dec 10	ATL	W	1/1	1	1	7	7.0	7	0
Dec 17	ATL	W	1/1	1	1	7	7.0	7	0
Dec 24	ATL	W	1/1	1	1	7	7.0	7	0
Jan 7	ATL	W	1/1	1	1	7	7.0	7	0
Jan 14	ATL	W	1/1	1	1	7	7.0	7	0
Jan 21	ATL	W	1/1	1	1	7	7.0	7	0
Jan 28	ATL	W	1/1	1	1	7	7.0	7	0
Feb 4	ATL	W	1/1	1	1	7	7.0	7	0
Feb 11	ATL	W	1/1	1	1	7	7.0	7	0
Feb 18	ATL	W	1/1	1	1	7	7.0	7	0
Feb 25	ATL	W	1/1	1	1	7	7.0	7	0
Mar 4	ATL	W	1/1	1	1	7	7.0	7	0
Mar 11	ATL	W	1/1	1	1	7	7.0	7	0
Mar 18	ATL	W	1/1	1	1	7	7.0	7	0
Mar 25	ATL	W	1/1	1	1	7	7.0	7	0
Apr 1	ATL	W	1/1	1	1	7	7.0	7	0
Apr 8	ATL	W	1/1	1	1	7	7.0	7	0
Apr 15	ATL	W	1/1	1	1	7	7.0	7	0
Apr 22	ATL	W	1/1	1	1	7	7.0	7	0
Apr 29	ATL	W	1/1	1	1	7	7.0	7	0
May 6	ATL	W	1/1	1	1	7	7.0	7	0
May 13	ATL	W	1/1	1	1	7	7.0	7	0
May 20	ATL	W	1/1	1	1	7	7.0	7	0
May 27	ATL	W	1/1	1	1	7	7.0	7	0
Jun 3	ATL	W	1/1	1	1	7	7.0	7	0
Jun 10	ATL	W	1/1	1	1	7	7.0	7	0
Jun 17	ATL	W	1/1	1	1	7	7.0	7	0
Jun 24	ATL	W	1/1	1	1	7	7.0	7	0
Jul 1	ATL	W	1/1	1	1	7	7.0	7	0
Jul 8	ATL	W	1/1	1	1	7	7.0	7	0
Jul 15	ATL	W	1/1	1	1	7	7.0	7	0
Jul 22	ATL	W	1/1	1	1	7	7.0	7	0
Jul 29	ATL	W	1/1	1	1	7	7.0	7	0
Aug 5	ATL	W	1/1	1	1	7	7.0	7	0
Aug 12	ATL	W	1/1	1	1	7	7.0	7	0
Aug 19	ATL	W	1/1	1	1	7	7.0	7	0
Aug 26	ATL	W	1/1	1	1	7	7.0	7	0
Sep 2	ATL	W	1/1	1	1	7	7.0	7	0
Sep 9	ATL	W	1/1	1	1	7	7.0	7	0
Sep 16	ATL	W	1/1	1	1	7	7.0	7	0
Sep 23	ATL	W	1/1	1	1	7	7.0	7	0
Sep 30	ATL	W	1/1	1	1	7	7.0	7	0
Oct 7	ATL	W	1/1	1	1	7	7.0	7	0
Oct 14	ATL	W	1/1	1	1	7	7.0	7	0
Oct 21	ATL	W	1/1	1	1	7	7.0	7	0
Oct 28	ATL	W	1/1	1	1	7	7.0	7	0
Nov 4	ATL	W	1/1	1	1	7	7.0	7	0
Nov 11	ATL	W	1/1	1	1				



## OWENS GAME-BY-GAME

2002 DATE	OPP.	W/L	P/S	Rec	Yds	Avg	LG	TD
Sep 5	@ NYG	W	1/1	4	41	10.3	33	0
Sep 15	DEN	L	1/1	5	38	7.6	9	1
Sep 22	WAS	W	1/1	2	33	16.5	17	0
Oct 6	STL	W	1/1	7	89	12.7	23	0
Oct 14	@ SEA	W	1/1	6	84	14.0	37 1/2	1
Oct 20	@ NO	L	1/1	4	61	15.3	31	1
Oct 27	ARZ	W	1/1	8	132	16.5	61 1/2	2
Nov 3	@ OAK	W	1/1	12	191	15.9	41	0
Nov 10	KC	W	1/1	7	51	7.3	17	0
Nov 17	@ SD	L	1/1	7	171	24.4	76 1/2	2
Nov 25	PHI	L	1/1	13	166	12.8	32	2
Dec 1	SEA	W	1/1	5	45	9.0	10	0
Dec 8	@ DAL	W	1/1	12	123	10.3	23	2
Dec 15	GB	L	1/1	8	75	9.4	45 1/2	1
Dec 21	@ ARZ	W	0/0	INACTIVE/GROIN				
Dec 30	@ STL	L	0/0	INACTIVE/GROIN				
TOTALS			14/14	100	1300	13.0	76 1/2	13
<b>PLAYOFFS</b>								
JAN 5	NYG	W	1/1	9	177	19.7	76	2
JAN 12	@ TB	L	1/1	4	35	8.8	12	0
TOTALS			2/2	13	212	16.3	76	2

2003 DATE	OPP.	W/L	P/S	Rec	Yds	Avg	LG	TD
Sep 7	CHI	W	1/1	7	112	16.0	26	0
Sep 14	@ STL	L	1/1	5	42	8.4	15	1
Sep 21	CLE	L	1/1	8	90	11.3	27	0
Sep 28	@ MIN	L	1/1	5	55	11.0	19	0
Oct 5	DET	W	1/1	5	79	15.8	30	1
Oct 12	@ SEA	L	1/1	4	36	9.0	13	0
Oct 19	TB	W	1/1	6	152	25.3	75 1/2	1
Oct 26	@ ARZ	L	1/1	6	53	8.8	16	0
Nov 2	STL	W	1/1	2	17	8.5	12	1
Nov 7	PIT	W	1/1	8	155	19.4	61 1/2	1
Nov 17	GB	L	1/1	5	49	9.8	24 1/2	1
Nov 23	@ BAL	L	1/1	3	23	7.7	9	0
Nov 30	ARZ	W	1/1	7	92	13.1	32	2
Dec 7	@ CIN	L	1/1	8	127	15.9	58 1/2	1
Dec 14	@ PHI	W	1/1	1	20	20.0	20	0
Dec 21	@ SEA	L	0/0	INACTIVE/SHOULDER				
Dec 27								
TOTALS			15/15	80	1102	13.8	75 1/2	9



**Position:** Wide Receiver

**Height, Weight:** 6-3, 180

**Born:** 4/23/77 in Forest, MS

**College:** Southern Mississippi

**High School:** Forest, Forest, MS

**NFL Experience:** 5th (5th as an Eagle)

**Acquired by Eagles:** 02a-00 (36th selection overall)

**Originally joined NFL:** Same as above

A reliable receiver with speed and toughness, the wiry Pinkston is a big-play target in the Eagles offense. A 2nd round pick in 2000, he has hauled in 148 passes and 13 touchdowns during his four-year career. Over the final six regular season games of 2003, Pinkston averaged an eye-popping 27.6 yards per grab. After a grueling training camp as a rookie, when veteran corners Troy Vincent, Bobby Taylor, and Al Harris pounded on him rep after rep, he worked extremely hard to step up his game. He did just that and earned a six-year contract extension on 8/15/03 that will keep him in Philadelphia through 2008.

### BIRDSEED:

- His father, Roy, was a middle school football and basketball coach and now coaches basketball at Forest HS. Inspired by his father, he would like to one day follow his footsteps and become a football coach at the high school level. His mother recently retired from her job at Raytheon, a defense company, after 27 years on the job

### CAREER HIGHLIGHTS:

- Led the team in receiving yds. (575) and yds. per catch (16.0) in 2003
- Notched 7 catches (5 for 1st downs) for 95 yds. and 1 TD in the NFC Divisional Playoff vs. GB (1/11/04). His TD tied the game late in the 4th qtr.
- Posted 273 receiving yds. during the final 3 games of 2003, most by an Eagle in a 3-game stretch since Irving Fryar's 318 in 1997
- Hauled in 5 catches for career-high 121 yds. vs. SF (12/21/03), eclipsing the 100-yd. plateau for the 1st time in his career. His TD with 1:02 remaining in the 4th qtr. sent the game into OT





- Snagged a 59-yd. bomb from McNabb at Mia. (12/15/03) on the 1st play from scrimmage that set up a 21-yd. TD run by Brian Westbrook
  - Caught the game-winning TD pass from McNabb with :38 remaining in the 4th qtr. to lead the Eagles to a 17-14 come-from-behind win at GB (11/10/03)
  - Led the Eagles and established career highs in receptions (60), yards (798), and TDs (7) in 2002. Caught TD passes from 4 different players (QBs McNabb, Koy Detmer, A.J. Feeley, and RB Brian Westbrook)
  - Enjoyed the 2nd multiple-TD game of his career vs. Dal. (9/22/02). Racked up 5 catches for 48 yds., including a 25-yd. TD from Westbrook on a halfback option pass
  - Posted 7 recepts. for 99 yds. vs. StL (9/9/01), including a 4th down catch on the Eagles final drive of regulation that led to a game-tying TD and sent the game into OT
  - Caught his first TD reception from McNabb vs. Dal. (9/30/01), by leaping into the air, splitting two-defenders and snagging the ball with his fingertips
  - Hauled in the longest reception of his career at Was. (12/16/01) - a 62 yd. TD strike from McNabb
  - His 41-yd. catch vs. TB in the NFC Wild Card game (1/12/02) set up the Eagles first TD
  - Scored the Eagles first TD of the game at StL in the NFC Championship game (1/27/02) with a 12-yd. reception from McNabb
  - As a rookie in 2000, shared the #3 wide receiver role with Na Brown and made his first career start at GB (9/17/00) in place of Torrance Small (hamstring)
  - Made his first NFL catch - an 8 ydr. from McNabb - and finished with 3 receptions in his NFL debut at Dal. (9/3/00)
- Earned all-state and Mississippi Gatorade Super 35 honors as a wide receiver at Forest HS. A first-team all-county selection, he earned team MVP and top offensive player honors
  - Also lettered in baseball, basketball and track
  - Won the rising star award at the 2003 Philadelphia Sports Fan Choice Awards
  - Has been a steady contributor on the Eagles basketball team each offseason. *ESPN The Magazine* chronicled a day in the life of Pinkston leading up to one of the games in 2003
  - Lists catching the winning TD, a 21-yard reception, in the Mississippi State High School Championship game as his most memorable football experience
  - Dressed as Elvis on Halloween 2000 and visited children at Temple Children's Hospital
  - Idolized Jerry Rice - another WR from Mississippi - as a kid
  - Enjoys watching movies and ESPN
  - An avid baseball fan, he follows the career of Ken Griffey, Jr.

## COLLEGE:

Finished his four-year career (44 games, 34 starts) ranked 2nd to Sherrod Gideon in all major receiving categories with 149 catches for 2,366 yards and 22 TDs. Made at least one catch in his last 41 collegiate games. As a senior, led the Golden Eagles with 48 receptions for 977 yards and 11 TDs en route to 3rd team All-America honors. The previous season had a career-high 52 catches for 848 yards and 7 TDs. Registered career-highs in catches (12) and yards (203; the 2nd most in school history) against Nevada.

## INJURY HISTORY:

Suffered a sprained toe at Dal. (12/21/02) and missed one game.

## PERSONAL:

- Single and resides in Hattiesburg, MS, where he trains in the offseason with the Southern Miss football team
- He and his brother, Joey, were college teammates. Joey coached at East Central CC in Decatur, MS, during 2001 and is pursuing his graduate degree in coaching and sports administration at Southern Mississippi
- Has a twin sister, Arnedral (nicknamed "Nee-Nee")
- Earned a degree in coaching and sports administration

## PINK'S PRIORITY

"Giving kids another opportunity to go the extra mile to enhance their lives." That's the mission statement behind "Todd Pinkston's Enhancement Program," based at Slaughter Memorial Library in his hometown of Forest, MS. This after-school program for children in grades 6-12 gives them an opportunity to meet with tutors, who guide them through anything from homework problems or general life issues and questions. Pinkston keeps track of the children's progress by reviewing their progress reports and report cards throughout the year, even when he is in Philadelphia. On average, the students have increased one letter grade since joining the program.





## PINKSTON GAME-BY-GAME

### 2000 PHILADELPHIA EAGLES

DATE	OPP.	W/L	P/S	REC	Yds	Avg	LG	TD
Sep 3	DAL	W	1/0	3	29	9.7	11	0
Sep 10	NYG	L	1/0	1	23	23.0	23	0
Sep 17	GB	L	1/1	0	0	0.0	0	0
Sep 24	NO	W	1/1	1	11	11.0	11	0
Oct 1	ATL	W	1/0	1	11	11.0	11	0
Oct 8	WAS	L	1/0	0	0	0.0	0	0
Oct 15	ARZ	W	1/0	0	0	0.0	0	0
Oct 22	CHI	W	1/0	0	0	0.0	0	0
Oct 29	NYG	L	1/0	0	0	0.0	0	0
Nov 5	DAL	W	1/0	0	0	0.0	0	0
Nov 12	PIT	W	1/0	0	0	0.0	0	0
Nov 19	ARZ	W	1/0	0	0	0.0	0	0
Nov 26	WAS	W	1/0	1	6	6.0	6	0
Dec 3	TEN	L	1/0	1	45	45.0	45	0
Dec 10	CLE	W	1/0	2	56	28.0	42	0
Dec 24	CIN	W	1/0	0	0	0.0	0	0
TOTALS			16/1	10	181	18.1	45	0

### PLAYOFFS

Dec 31	TB	W	1/0	1	5	5.0	5	0
JAN 7	NYG	L	1/0	0	0	0.0	0	0
TOTALS			2/0	1	5	5.0	5	0

### 2001

DATE	OPP.	W/L	P/S	REC	Yds	Avg	LG	TD
Sep 9	STL	L	1/1	7	99	14.1	27	0
Sep 23	SEA	W	1/1	1	6	6.0	6	0
Sep 30	DAL	W	1/1	3	71	23.7	44	1
Oct 7	ARZ	L	1/1	4	90	22.5	51	2
Oct 22	NYG	W	1/1	4	39	9.8	23	0
Oct 28	OAK	L	1/1	0	0	0.0	0	0
Nov 4	ARZ	W	1/1	3	15	5.0	9	0
Nov 11	MIN	W	1/1	2	20	10.0	12	0
Nov 18	DAL	W	1/1	2	30	15.0	24	0
Nov 25	WAS	L	1/1	2	11	5.5	8	0
Nov 29	KC	W	1/1	2	37	18.5	21	0
Dec 9	SD	W	1/1	5	17	3.4	7	0
Dec 16	WAS	W	1/1	2	77	38.5	62T	1
Dec 22	SF	L	1/1	3	51	17.0	23	0
Dec 30	NYG	W	1/1	2	23	11.5	14	0
JAN 6	TB	W	0/0			DNP		
TOTALS			15/15	42	586	14.0	62T	4

### PLAYOFFS

JAN 12	TB	W	1/1	5	62	12.4	41	0
JAN 19	CHI	W	1/1	2	19	9.5	13	0
JAN 27	STL	L	1/1	1	12	12.0	12T	1
TOTALS			3/3	8	93	11.6	41	1

### 2002

DATE	OPP.	W/L	P/S	REC	Yds	Avg	LG	TD
Sep 8	TEN	L	1/1	3	37	12.3	17	0
Sep 16	WAS	W	1/1	3	36	12.0	26	0
Sep 22	DAL	W	1/1	5	48	9.6	25T	2
Sep 29	HOU	W	1/1	6	70	11.7	34	0
Oct 6	JAX	L	1/1	4	21	5.3	10	0
Oct 20	TB	W	1/1	4	61	15.3	42T	1
Oct 28	NYG	W	1/1	3	20	6.7	8	0
Nov 3	CHI	W	1/1	2	63	31.5	39	0
Nov 10	IND	L	1/1	3	57	19.0	21	0
Nov 17	ARZ	W	1/1	2	35	17.5	27T	1
Nov 25	SF	W	1/1	6	94	15.7	32	1
Dec 1	STL	W	1/1	3	64	21.3	41	0
Dec 8	SEA	W	1/1	7	88	12.6	22	1
Dec 15	WAS	W	1/1	5	49	9.8	21	0
Dec 21	DAL	W	1/1	4	55	13.8	28	1
Dec 28	NYG	L	0/0			INACTIVE/TOE		
TOTALS			15/15	60	798	13.3	42T	7

### PLAYOFFS

JAN 11	ATL	W	1/1	5	48	9.6	24	0
JAN 19	TB	L	1/1	3	51	17.0	24	0
TOTALS			2/2	8	99	12.4	24	0

### 2003

DATE	OPP.	W/L	P/S	REC	Yds	Avg	LG	TD
Sep 8	TB	L	1/1	2	7	3.5	7	0
Sep 14	NE	L	1/0	3	35	11.7	13	0
Sep 28	BUF	W	1/1	6	60	10.0	27	0
Oct 5	WAS	W	1/1	2	22	11.0	17	0
Oct 12	DAL	L	1/1	0	0	0.0	0	0
Oct 19	NYG	W	1/1	1	6	6.0	6	0
Oct 26	NYJ	W	1/1	2	23	11.5	16	0
Nov 2	ATL	W	1/1	2	15	7.5	12	0
Nov 9	GB	W	1/1	3	26	8.7	10	1
Nov 16	NYG	W	1/1	2	22	11.0	19	0
Nov 23	NO	W	1/1	1	48	48.0	48	0
Nov 30	CAR	W	1/1	1	15	15.0	15	0
Dec 7	DAL	W	1/1	1	23	23.0	23	0
Dec 15	MIA	W	1/1	2	78	39.0	59	0
Dec 21	SF	L	1/1	5	121	24.2	47	1
Dec 27	WAS	W	1/1	3	74	24.7	40	0
TOTALS			16/15	36	575	16.0	59	2

### PLAYOFFS

JAN 11	GB	W	1/1	7	95	13.6	45	1
JAN 18	CAR	L	1/1	0	0	0.0	0	0
TOTALS			2/2	7	95	13.6	45	1

## TODD PINKSTON'S CAREER STATISTICS

YEAR	TEAM	GP/GS	REC.	YARDS	AVG.	LG	TD
2000	PHIL.	16/1	10	181	18.1	45	0
2001	PHIL.	15/15	42	586	14.0	62T	4
2002	PHIL.	15/15	60	798	13.3	42T	7
2003	PHIL.	16/15	36	575	16.0	59	2
TOTALS		62/46	148	2140	14.5	62T	13

### PLAYOFFS

2000	PHIL.	2/0	1	5	5.0	5	0
2001	PHIL.	3/3	8	93	11.6	41	1
2002	PHIL.	2/2	8	99	12.4	24	0
2003	PHIL.	2/2	7	95	13.6	45	1
TOTALS		9/7	24	292	12.2	45	2


### ADDITIONAL CAREER STATISTICS

RUSHING: 2001 (1-5), 2002 (1-(-15)), 2003 (1-(-11));  
TOTAL (3-(-21))

CAREER HIGHS: RECEIVING - Receptions, 7 (three times) last vs. GB 11/11/04 (NFC Divisional Playoff) & at Sea. 12/8/02, Yds. 121 vs. SF 12/21/03, Long 62-yd. TD from Donovan McNabb at Was. 12/16/01, Touchdowns: 2 (twice) last vs. Dal. 9/22/02  
MILESTONES: First reception: at Dal. 9/3/00 (QB Donovan McNabb), First touchdown: vs. Dal. 9/30/01 (QB Donovan McNabb), First start: at GB 9/17/00, First 100-yd. receiving game: 121 yds. vs. SF 12/21/03.







**Sam Rayburn**

**91**

**Position:** Defensive Tackle  
**Height, Weight:** 6-3, 303  
**Born:** 10/20/80 in Chickasha, OK  
**College:** Tulsa  
**High School:** Chickasha, Chickasha, OK  
**NFL Experience:** 2nd (2nd as an Eagle)  
**Acquired by Eagles:** Signed as a rookie free agent in 2003  
**Originally joined NFL:** Same as above

One of six rookie free agents to earn a spot on the club's opening day roster in 2003, the feisty Rayburn earned valuable playing time during the latter part of his rookie season as a reserve defensive tackle and posted 2 sacks.

#### BIRDSEED:

- Worked on his grandfather's farm as a youngster, feeding and branding cattle and chasing pigs, the latter of which helped his quickness in football. "It's similar to tackling. It's like chasing a running back. They're pretty slick, pretty intelligent animals."
- Nicknamed "Truck Driver" by fellow defensive lineman Derrick Burgess for his quiet, no-nonsense attitude and work ethic

#### CAREER HIGHLIGHTS:

- Dropped QB Tim Hasselbeck for a sack at Was. (12/27/03)
- Notched his first career sack vs. Dal. (12/7/03 - QB Quincy Carter)

#### NO, NOT THAT SAM RAYBURN

A quick Google search of "Sam Rayburn" reveals that he has a very popular name. Former speaker of the House of Representatives Sam Rayburn has a Navy submarine, a lake, a high school, a library, and a museum named after him. When asked if the two are somehow related, the mild-mannered Rayburn laughingly replied, "Definitely not. I'm quieter for sure."

- Posted 2 tackles at Car. (11/30/03) highlighted by a play where he fought off a double team to tackle Panthers RB Stephen Davis for a loss

#### PERSONAL:

- He and his wife, Ashley, reside in Chickasha, OK, during the offseason
- At Chickasha (OK) HS, helped lead the team to consecutive appearances in the state championship. Was an all-state pick as a senior and appeared in the Oil Bowl (Oklahoma vs. Texas senior all-stars)
- Grew up in Alex, OK, a town of about 400 people
- Enjoys hunting, fishing, and jet skiing at Lake Chickasha
- Is a member of the Fellowship of Christian Athletes
- Majored in communications
- Full name: Sam Branson Rayburn

#### COLLEGE:


Finished career ranked 2nd all-time in the Golden Hurricanes record books with 39.5 career TFLs in 40 games (28 starts). Was a first team All-WAC selection after a 61 tackle, 4 sack, senior season at Tulsa. His 17.5 tackles for a loss in 2002 set the school single-season record. Posted 16 TFLs as a junior which tied the school record and ranked 3rd in the WAC.

#### RAYBURN GAME-BY-GAME

DATE	OPP.	W/L	P/S	S	A	T	Sac	Hur	Int	Yds	Lg	KD	FF	FR
SEP 8	TB	L	0/0					INACTIVE						
SEP 14	NE	L	1/0	0	0	0	0.0	0	0	0	0	0	0	0
SEP 28 @	Buf	W	1/0	0	0	0	0.0	0	0	0	0	0	0	0
OCT 5	Was	W	1/0	0	0	0	0.0	0	0	0	0	0	0	0
OCT 12 @	Dal	L	0/0					INACTIVE						
OCT 19 @	NYG	W	0/0					INACTIVE						
OCT 26	NYJ	W	0/0					INACTIVE						
NOV 2 @	ATL	W	0/0					INACTIVE						
NOV 10 @	GB	W	0/0					INACTIVE						
NOV 16	NYG	W	1/0	0	0	0	0.0	0	0	0	0	0	0	0
NOV 23	NO	W	1/0	0	0	0	0.0	0	0	0	0	0	0	0
NOV 30 @	Car	W	1/0	2	0	2	1.0	0	0	0	0	0	0	0
DEC 7	Dal	W	1/0	2	0	2	1.0	0	0	0	0	0	0	0
DEC 15 @	Mia	W	1/0	0	1	1	0.0	1	0	0	0	0	0	0
DEC 21	SF	L	1/0	0	1	1	0.0	0	0	0	0	0	0	0
DEC 27 @	Was	W	1/0	1	0	1	1.0	0	0	0	0	0	0	0
SEASON				9/0	5	2	7	2.0	1	0	0	0	0	0
PLAYOFFS														
JAN 11	GB	W	1/0	0	1	1	0.0	0	0	0	0	0	0	0
JAN 18	Car	L	1/0	0	1	1	0.0	0	0	0	0	0	0	0
TOTALS				2/0	0	2	2	0.0	0	0	0	0	0	0







**Position:** Linebacker

**Height, Weight:** 6-2, 222

**Born:** 10/16/73 in Jacksonville, NC

**College:** Michigan State

**High School:** Aiken, Cincinnati, OH

**NFL Experience:** 7th (7th as an Eagle)

**Acquired by Eagles:** 05-98 (142nd overall selection)

**Originally joined NFL:** Same as above

A proven commodity on special teams throughout his Eagles career, Reese has also developed into a valuable asset on defense as a nickel linebacker and top reserve at all three LB positions. A fifth round draft choice in 1998, the personable Reese has been a vocal and emotional leader of the special teams units and his production backs it up (team-leading 108 tackles from 1998-2003). Said special teams coach John Harbaugh during the 2003 season, "People that don't understand football don't understand that Ike has a huge role on this team. Here's a guy that plays and knows all three linebacker positions, he's in our starting nickel package, he plays on all four special teams units and he's a team leader."

#### **BIRDSEED:**

- Credits his 10th and 11th grade math teacher, Karen Buckmeier, as being a huge influence in his life. "She was on me all the time," said Reese. "I had to move on to the 12th grade as fast as possible to escape the constant riding. I wouldn't be anywhere close to where I am today without her."

#### **IKE'S SIDE GIG**

One of the most media-savvy players in the Eagles locker room, Reese has set his eyes on a post-football career in the media and he is well on his way.

"TV is more than just a face in front of the camera," said Reese. "There's a lot of work that goes into the production," said Reese.

#### **REESE'S RESUME**

- Spring 2003 - served as an intern at Philadelphia's Comcast Sportsnet
- Fall 2003 - hosted "Inside the Eagles," a one-hour show produced by Eagles Television Network that aired locally on UPN-57
- Fall 2003 - a weekly guest on Comcast Sportsnet's "Daily News Live"

While he has done production and analyst work, he looks forward to having the opportunity to anchor a news desk.

Exemplifying his strong relationship with the media, Reese was presented the 2002 Jack Edelstein Memorial Award, which is selected by the Philadelphia media and given annually to the Eagles player with an uplifting manner, a love for life, and an exceptional sense of humor who makes all with whom he comes in contact with, feel good.

- Has played in 96 consecutive regular season games since being drafted by the Eagles - the longest active streak on the team (Reese missed three post-season games due to a foot injury suffered in the 2001 season finale)

#### **CAREER HIGHLIGHTS:**

- Has posted a team-best 108 special teams tackles since 1998
- His 21 special teams tackles in 2003 ranked tied for 5th on the team as he finished 2nd in production points (204). As a result, was voted as the first alternate to the NFC Pro Bowl squad
- Started the season finale and both postseason games in 2003 at SAM linebacker following the season-ending injury to Carlos Emmons (leg)
- Dropped Brett Favre for a 9-yd. sack in the NFC Divisional playoff game vs. GB (11/11/04) and sacked QB Tim Hasselbeck at Was. (12/27/03)
- Forced a fumble by WR Jerome Pathon vs. NO (11/23/03) that was recovered by N.D. Kalu. The fumble led to a FG
- Registered a key tackle for loss on Ahman Green at GB (11/10/03). The play pushed K Ryan Longwell back 5 yards and he subsequently missed a 45-yd. FG attempt





- Made a shoestring, TD-saving tackle on a 72-yd. punt return by Allen Rossum at Atl. (11/2/03). The Falcons ended up with only a FG on the subsequent drive
- Posted the 1st blocked punt of his career (P Dan Stryzinski) vs. NYJ (10/26/03). Also recovered a fumble by WR Santana Moss (forced by Carlos Emmons) that stopped a potential Jets scoring drive
- Had a critical block to spring RB Brian Westbrook on an 84-yd. punt return for a TD at NYG (10/20/03)
- Finished 2002 with a career-high 73 tackles
- Started first three games of career in 2002 (11/3-11/17) in place of SAM LB Carlos Emmons (hamstring)
- Collected 5 tackles and forced a fumble in Divisional playoff game vs. Atl. (1/11/03)
- Led team with a career-high 10 tackles vs. Arz. (11/17/02), including a half sack of Jake Plummer
- Ranked 4th on the special teams in tackles (20) and 3rd in production points (191) in 2001
- Rewarded with a four-year contract extension on July 31, 2001
- In 2000, tied for the team lead in production points with 218 and tied for 3rd in special teams tackles with 25
- Forced a fumble by PR Deion Sanders vs. Wash (10/8/00) that was recovered by the Eagles

- With injuries to DE's Hugh Douglas and Al Wallace in 1999, Reese served as a DE in certain defensive packages and tied for 3rd on the team with 3 sacks
- Posted his first career sack at NYG (Kent Graham - 10/3/99) and then another of Graham in the 2nd meeting vs. the Giants (10/31/99)
- As a rookie season, saw plenty of action in the nickel defense packages throughout the last few weeks of the season. Was used as a DE at Dal. (10/20/98)

## PERSONAL:

- Ike and wife, Rene, reside in Sicklerville, NJ. The couple have one child together, a son, Elijah Jaden (7/8/03). Ike's 12-year-old son, Mike, resides in Cincinnati, OH
- Attended Woodard HS in Cincinnati before transferring to nearby Aiken HS as a sophomore
- Is a core member of the Eagles offseason basketball team
- Visited the Children's Hospital of Philadelphia for Halloween dressed as "Spiderman" with his teammates in 2003
- Was an instructor at NFL 101 in 2003, a workshop designed to teach women the game of football
- A golfer in the offseason, he participated in the 2002 NFL Golf Classic and played with two-time U.S. Open Champ Andy North

## IKE REESE'S CAREER STATISTICS

YEAR	TEAM	GP/GS	TACKLES			QUARTERBACK		PASSES DEFENDED						
			SOLO	AST	TOT	SACKS	HUR	INT	Yds	LG	KD	FF	FR	STT
1998	PHIL.	16/0	1	0	1	0.0	1	0	0	0	1	0	0	13
1999	PHIL.	16/0	17	12	29	3.0	9	0	0	0	3	2	0	20
2000	PHIL.	16/0	3	2	5	0.0	0	0	0	0	0	0	0	25
2001	PHIL.	16/0	16	4	20	0.0	0	0	0	0	2	1	0	20
2002	PHIL.	16/3	47	26	73	1.5	5	0	0	0	4	0	0	9
2003	PHIL.	16/1	31	15	46	1.0	7	0	0	0	2	1	1	21
TOTALS		96/4	115	59	174	5.5	22	0	0	0	12	4	1	108

### PLAYOFFS

2000	PHIL.	2/0	0	0	0	0.0	0	0	0	0	0	0	0	0
2001	PHIL.	0/0	INACTIVE/FOOT			0.0	0	0	0	0	0	1	0	0
2002	PHIL.	2/0	6	0	6	0.0	0	0	0	0	0	1	0	0
2003	PHIL.	2/2	7	0	7	1.0	0	0	0	0	1	1	0	0
<b>TOTALS</b>		<b>6/2</b>	<b>13</b>	<b>0</b>	<b>13</b>	<b>1.0</b>	<b>0</b>	<b>0</b>	<b>0</b>	<b>0</b>	<b>1</b>	<b>2</b>	<b>0</b>	<b>0</b>

### ADDITIONAL STATISTICS

**BLOCKED PUNT:** 1 vs. NYJ 10/26/03 (Dan Stryzinski)

**CAREER HIGHS: TACKLES** - Total 10 vs. Arz. 11/17/02, Solo 6 (three times) last vs. Was. 12/15/02  
**SACKS** - 1 (six times) last vs. GB 1/11/04 (NFC Divisional Playoff), at Was. 12/27/03 (regular season)

**MILESTONES:** First start: at Chi. 11/3/02 First sack: at NYG 10/3/99 (QB Kent Graham).





- In the 2002 offseason, sponsored and hosted two AAU basketball teams from Cincinnati to travel to Philadelphia for the Charlie Webber Invitational tournament at Villanova. Thanks to Reese, both the Queen City Prophets 16-and-under and 17-and-under AAU basketball teams participated in the 3-day tournament, which features some of the country's top high school basketball talent
- In 2001, participated in the annual New York Fashion Week in Bryant Park as a runway model for designer Francis Hendy
- From 2000-01, the personable Reese teamed up with former LB Mike Caldwell to host a "Mike and Ike" segment on the local NBC affiliate
- Enjoys listening to music, playing video games and reading tabloids such as *Star* and *The Enquirer*

- His favorite quote is: "Never be content with someone else's definition of you"
- Earned a degree in communications
- Full Name: Isaiah Reese

## COLLEGE:

A four-year starter and the only two-time captain in Michigan State history at the time he graduated, he finished his Spartans career ranked 3rd on the school's all-time tackle list with 420. Also notched 10 sacks, 3 INTs, 4 forced fumbles and 5 fumble recoveries. As a senior, earned team MVP, first team All Big-10, and third team All-America honors after posting a career-high 137 stops, 3 sacks and 2 INTs.

## INJURY HISTORY:

Suffered a foot injury in the 2nd half at TB (1/6/02) and missed three postseason games.

## REESE GAME-BY-GAME

### 1998 PHILADELPHIA EAGLES

DATE	OPP.	W/L	P/S	S	A	T	Sac	Hur	Int	Yds	Lg	KD	FF	FR
SEP 6	SEA	L	1/0	0	0	0	0.0	0	0	0	0	0	0	0
SEP 13	@ ATL	L	1/0	0	0	0	0.0	0	0	0	0	0	0	0
SEP 20	@ ARZ	L	1/0	0	0	0	0.0	0	0	0	0	0	0	0
SEP 27	KC	L	1/0	0	0	0	0.0	0	0	0	0	0	0	0
OCT 4	@ DEN	L	1/0	0	0	0	0.0	0	0	0	0	0	0	0
OCT 11	WAS	W	1/0	0	0	0	0.0	0	0	0	0	0	0	0
OCT 18	SD	L	1/0	0	0	0	0.0	0	0	0	0	0	0	0
NOV 2	DAL	L	1/0	0	0	0	0.0	1	0	0	0	0	0	0
NOV 8	DET	W	1/0	1	0	1	0.0	0	0	0	0	0	0	0
NOV 15	@ WAS	L	1/0	0	0	0	0.0	0	0	0	0	0	0	0
NOV 22	@ NYG	L	1/0	0	0	0	0.0	0	0	0	0	0	0	0
NOV 29	@ GB	L	1/0	0	0	0	0.0	0	0	0	0	0	0	0
DEC 3	STL	W	1/0	0	0	0	0.0	0	0	0	0	0	0	0
DEC 13	ARZ	L	1/0	0	0	0	0.0	0	0	0	0	1	0	0
DEC 20	@ DAL	L	1/0	0	0	0	0.0	0	0	0	0	0	0	0
DEC 27	NYG	L	1/0	0	0	0	0.0	0	0	0	0	0	0	0
TOTALS			16/0	1	0	1	0.0	1	0	0	0	1	0	0

### 1999

DATE	OPP.	W/L	P/S	S	A	T	Sac	Hur	Int	Yds	Lg	KD	FF	FR
SEP 12	ARZ	L	1/0	0	0	0	0.0	0	0	0	0	0	0	0
SEP 19	TB	L	1/0	0	0	0	0.0	0	0	0	0	0	0	0
SEP 26	@ BUF	L	1/0	0	0	0	0.0	0	0	0	0	0	0	0
OCT 3	@ NYG	L	1/0	1	0	1	1.0	2	0	0	0	0	1	0
OCT 10	DAL	W	1/0	0	0	0	0.0	0	0	0	0	0	0	0
OCT 17	@ CHI	W	1/0	0	0	0	0.0	0	0	0	0	0	0	0
OCT 24	@ MIA	L	1/0	0	0	0	0.0	0	0	0	0	0	0	0
OCT 31	NYG	L	1/0	1	1	2	1.0	1	0	0	0	1	0	0
NOV 7	@ CAR	L	1/0	4	2	6	0.0	0	0	0	0	0	0	0
NOV 14	WAS	W	1/0	0	0	0	0.0	0	0	0	0	1	0	0
NOV 21	IND	L	1/0	4	4	8	0.0	0	0	0	0	0	0	0
NOV 28	@ WAS	L	1/0	2	0	2	0.0	0	0	0	0	0	0	0
DEC 5	@ ARZ	L	1/0	1	2	2	1.0	3	0	0	0	1	1	0
DEC 12	@ DAL	L	1/0	3	2	5	0.0	1	0	0	0	0	0	0
DEC 19	NE	W	1/0	1	1	2	0.0	2	0	0	0	0	0	0
JAN 2	STL	W	1/0	0	1	1	0.0	0	0	0	0	0	0	0
TOTALS			16/0	17	12	29	3.0	9	0	0	0	3	2	0

### 2000

DATE	OPP.	W/L	P/S	S	A	T	Sac	Hur	Int	Yds	Lg	KD	FF	FR
SEP 3	@ DAL	W	1/0	0	0	0	0.0	0	0	0	0	0	0	0
SEP 10	NYG	L	1/0	0	0	0	0.0	0	0	0	0	0	0	0
SEP 17	@ GB	L	1/0	0	0	0	0.0	0	0	0	0	0	0	0
SEP 24	@ NO	W	1/0	0	0	0	0.0	0	0	0	0	0	0	0
OCT 1	ATL	W	1/0	0	0	0	0.0	0	0	0	0	0	0	0
OCT 8	WAS	L	1/0	0	0	0	0.0	0	0	0	0	0	0	0
OCT 15	@ ARZ	W	1/0	0	0	0	0.0	0	0	0	0	0	0	0
OCT 22	CHI	W	1/0	0	0	0	0.0	0	0	0	0	0	0	0
OCT 29	@ NYG	L	1/0	2	0	2	0.0	0	0	0	0	0	0	0
NOV 5	DAL	W	1/0	0	1	1	0.0	0	0	0	0	0	0	0
NOV 12	@ PIT	W	1/0	0	0	0	0.0	0	0	0	0	0	0	0
NOV 19	ARZ	W	1/0	1	1	2	0.0	0	0	0	0	0	0	0
NOV 26	@ WAS	W	1/0	0	0	0	0.0	0	0	0	0	0	0	0
DEC 3	TEN	L	1/0	0	0	0	0.0	0	0	0	0	0	0	0
DEC 10	@ CLE	W	1/0	0	0	0	0.0	0	0	0	0	0	0	0
DEC 24	CIN	W	1/0	0	0	0	0.0	0	0	0	0	0	0	0
TOTALS			16/0	3	2	5	0.0	0	0	0	0	0	0	0

### PLAYOFFS

DEC 31	TB	W	1/0	0	0	0	0.0	0	0	0	0	0	0	0
JAN 7	@ NYG	L	1/0	0	0	0	0.0	0	0	0	0	0	0	0
TOTALS			2/0	0	0	0	0.0	0	0	0	0	0	0	0

### 2001

DATE	OPP.	W/L	P/S	S	A	T	Sac	Hur	Int	Yds	Lg	KD	FF	FR
SEP 9	STL	L	1/0	0	0	0	0.0	0	0	0	0	0	0	0
SEP 23	@ SEA	W	1/0	0	0	0	0.0	0	0	0	0	0	1	0
SEP 30	DAL	W	1/0	3	2	5	0.0	0	0	0	0	0	0	0
OCT 7	ARZ	L	1/0	0	0	0	0.0	0	0	0	0	0	0	0
OCT 22	@ NYG	W	1/0	1	0	1	0.0	0	0	0	0	0	0	0
OCT 28	OAK	L	1/0	0	0	0	0.0	0	0	0	0	0	0	0
NOV 4	@ ARZ	W	1/0	4	1	5	0.0	0	0	0	0	1	0	0
NOV 11	MIN	W	1/0	2	0	2	0.0	0	0	0	0	0	0	0
NOV 18	@ DAL	W	1/0	0	0	0	0.0	0	0	0	0	0	1	0
NOV 25	WAS	L	1/0	0	0	0	0.0	0	0	0	0	0	0	0
NOV 29	@ KC	W	1/0	0	0	0	0.0	0	0	0	0	0	0	0
DEC 9	SD	W	1/0	0	0	0	0.0	0	0	0	0	0	0	0
DEC 16	@ WAS	W	1/0	0	0	0	0.0	0	0	0	0	0	0	0
DEC 22	@ SF	L	1/0	1	0	1	0.0	0	0	0	0	0	0	0
DEC 30	NYG	W	1/0	0	0	0	0.0	0	0	0	0	0	0	0
JAN 6	@ TB	W	1/0	5	1	6	0.0	0	0	0	0	0	0	0
TOTALS			16/0	16	4	20	0.0	0	0	0	0	0	2	1

### PLAYOFFS

JAN 12	TB	W	0/0											
JAN 19	@ CHI	W	0/0											
JAN 27	@ STL	L	0/0											
TOTALS			0/0	0	0	0	0.0	0	0	0	0	0	0	0





## REESE GAME-BY-GAME

2002	DATE	OPP.	W/L	P/S	S	A	T	Sac	Hur	Int	Yds	Lg	KD	FF	FR
SEP 8	@ TEN	L	1/0	3	1	4	0.0	0	0	0	0	0	0	0	0
SEP 16	WAS	W	1/0	1	0	1	0.0	0	0	0	0	0	0	0	0
SEP 22	DAL	W	1/0	3	0	3	0.0	0	0	0	0	0	0	0	0
SEP 29	HOU	W	1/0	2	1	3	1.0	0	0	0	0	0	0	0	0
OCT 6	@ JAX	L	1/0	0	0	0	0.0	0	0	0	0	0	0	0	0
OCT 20	TB	W	1/0	0	3	3	0.0	0	0	0	0	0	0	0	0
OCT 28	NYG	W	1/0	2	3	5	0.0	0	0	0	0	0	0	0	0
NOV 3	CHI	W	1/1	5	2	7	0.0	0	0	0	0	0	3	0	0
NOV 10	IND	L	1/1	6	1	7	0.0	1	0	0	0	0	0	0	0
NOV 17	ARZ	W	1/1	6	4	10	0.5	0	0	0	0	0	0	0	0
NOV 25	SF	W	1/0	2	2	4	0.0	1	0	0	0	0	0	0	0
DEC 1	STL	W	1/0	0	4	4	0.0	0	0	0	0	0	0	0	0
DEC 8	SEA	W	1/0	2	1	3	0.0	1	0	0	0	0	1	0	0
DEC 15	WAS	W	1/0	6	3	9	0.0	2	0	0	0	0	0	0	0
DEC 21	DAL	W	1/0	5	0	5	0.0	0	0	0	0	0	0	0	0
DEC 28	NYG	L	1/0	4	1	5	0.0	0	0	0	0	0	0	0	0
TOTALS			16/3	47	26	73	1.5	5	0	0	0	0	4	0	0
PLAYOFFS															
JAN 11	ATL	W	1/0	5	0	5	0.0	0	0	0	0	0	0	1	0
JAN 19	TB	L	1/0	1	0	1	0.0	0	0	0	0	0	0	0	0
TOTALS			2/0	6	0	6	0.0	0	0	0	0	0	0	1	0

2003	DATE	OPP.	W/L	P/S	S	A	T	Sac	Hur	Int	Yds	Lg	KD	FF	FR
SEP 8	TB	L	1/0	1	0	1	0.0	0	0	0	0	0	0	0	0
SEP 14	NE	L	1/0	3	0	3	0.0	1	0	0	0	0	0	0	0
SEP 28	@ BUF	W	1/0	1	1	2	0.0	0	0	0	0	0	1	0	0
OCT 5	WAS	W	1/0	3	2	5	0.0	2	0	0	0	0	0	0	0
OCT 12	@ NYG	L	1/0	0	1	1	0.0	0	0	0	0	0	0	0	0
OCT 19	@ DAL	W	1/0	1	1	2	0.0	0	0	0	0	0	0	0	0
OCT 26	NYJ	W	1/0	2	0	2	0.0	0	0	0	0	0	0	0	1
NOV 2	@ ATL	W	1/0	0	1	1	0.0	2	0	0	0	0	0	0	0
NOV 10	GB	W	1/0	1	2	3	0.0	0	0	0	0	0	0	0	0
NOV 16	NYG	W	1/0	3	2	5	0.0	1	0	0	0	0	1	0	0
NOV 23	NO	W	1/0	3	0	3	0.0	0	0	0	0	0	0	1	0
NOV 30	@ CAR	W	1/0	0	0	0	0.0	0	0	0	0	0	0	0	0
DEC 7	WAS	W	1/0	2	1	3	0.0	0	0	0	0	0	0	0	0
DEC 15	MIA	W	1/0	2	3	5	0.0	1	0	0	0	0	0	0	0
DEC 21	SF	L	1/0	5	1	6	0.0	0	0	0	0	0	0	0	0
DEC 27	@ WAS	W	1/1	4	0	4	1.0	0	0	0	0	0	0	0	0
TOTALS			16/1	31	15	46	1.0	7	0	0	0	0	2	1	1
PLAYOFFS															
JAN 11	GB	W	1/1	3	0	3	1.0	0	0	0	0	0	0	0	0
JAN 18	CAR	L	1/1	4	0	4	0.0	0	0	0	0	0	1	1	0
TOTALS			2/2	7	0	7	1.0	0	0	0	0	0	1	1	0



**Position:** Fullback

**Height, Weight:** 6-2, 250

**Born:** 9/4/74 in Mechanicsburg, PA

**College:** Stanford

**High School:** Cumberland Valley,  
Mechanicsburg, PA

**NFL Experience:** 7th (2nd as an Eagle)

**Acquired by Eagles:** UFA (Oak) 2003

**Originally joined NFL:** 03-98 by Raiders  
(63rd selection overall)

A gritty, hard-nosed fullback, Jon Ritchie added an element of toughness to the Eagles backfield after inking a two-year contract in 2003. "I love the way that guy plays the game," said FOX Sports analyst Bill Maas. "He's a throwback kind of guy. His specialty is just putting his head on somebody and getting into the body and blowing it up." Ritchie, a native of near-by Mechanicsburg, PA, which lies 90 miles west of Philadelphia, was a 3rd round draft choice of the Raiders in 1998. He spent his first 5 seasons in the Bay Area, playing in one of the most prolific offenses in the NFL. The personable Ritchie also has many talents and interests off the field, including a love for music and writing.

### BIRDSEED:

- A man of many talents, Ritchie is now the lead singer and guitarist for the alternative rock band, "Jon Ritchie's Fault," who cut their first demo in May of 2004. Ritchie is accompanied by drummer, Myxiplyk, and bassist, Dr. Crack. His band hopes to take next step towards landing a record contract.
- Ritchie is very proud of his Scottish heritage. His ancestor's last name was originally MacRitchie, and his family was part of the MacKintosh clan, whose motto was "Touch not the cat without a glove." Ritchie wore a kilt made of his clan's tartan (the plaid material distinctive to each clan) to the rehearsal dinner the night before his wedding. Interestingly, Ritchie's grandfather, Joseph Wallace Ritchie, was given that middle name in honor of Sir William Wallace, one of Scotland's greatest national heroes.





- Every spring Jon and his father, Jon, embark on their annual Canadian fishing trip to Plevna, Ontario. Since 1980, the Ritchie men make the 10-hour drive into Canada to fish for northern pike and the occasional walleye bass. In the "Land O' Lakes" region of Ontario, they rent wooden fishing boats rigged with outboard motors and head out onto a number of different lakes. At night they reside in cabins at Tooley Lodge. "We never went to Disney World growing up," said Ritchie. "What we do instead is great. I still look forward to the trip every year."

## CAREER HIGHLIGHTS:

- Named to Phil Simms' All Iron Man Team in 2003 and 2001
- Rushed once for 1 yd. vs. SF (12/21/03). It was his first rushing attempt since 12/5/99 and the 1st by an Eagles FB since Cecil Martin (9/8/02)
- Registered a career-high 3rd receiving TD of the season on a 2-yd. pass from McNabb vs. NO (11/23/03)
- Scored the go-ahead TD late in the 4th qtr. on a 4-yd. pass from McNabb vs. NYJ (10/26/03)
- Recorded his first TD as an Eagle on a 4-yd. reception from McNabb vs. Was. (10/5/03)
- In his five-year Raiders career (1998-2002), played in 75 games (48 starts) and hauled in 129 passes for 1,026 yards and 4 TDs
- Scored on a 7-yd. pass from Rich Gannon vs. SD (10/20/02)

## MacRITCHIE'S PUB

When Jon and his wife, Marielle, were looking for a home in suburban Philadelphia, Jon had his own ideas for making his home unique. Now, as visitors to the Ritchie homestead descend the stairs into the basement, they are transported into an old-world Pub complete with a stage for his band to perform from.

"It's a fun place to go," said Ritchie. "We never have to go out to have a good time. We just have to go downstairs."

One of the most ingenious features of the pub, are the windows that Marielle designed. Although the room is completely underground, they installed windows to give the room an "above-ground" feel. The windows contain stained glass fabricated by Marielle and are lit from behind to give a "night-time" effect. Keeping with Jon's Scottish heritage, she incorporated the lion from the Royal Flag of Scotland into the design of the windows.

## HEAD CASE

Made famous by the calcium deposits on his forehead that left blood gushing down his face on gameday, Ritchie's weekly blood donations came to a halt in 2003. Prior to the season he was sent to the Riddell plant in Chicago by Eagles head equipment manager, John Hatfield, to have a new helmet custom made.

The changes in the padding included the molding of the front section in the helmet to tightly fit the shape and slant of his forehead. The padding on the sides of the helmet have also been custom fit to the width of his head to reduce any movement.

When Ritchie's playing days are over he intends on having the "horns" that have made him famous, shaved down.

"I could get them shaved down now, but why? As long as I keep playing they'll just grow back."

- Scored first touchdown of NFL career on Monday Night Football at Den. (11/22/99), a 20-yd. pass from Gannon
- Pulled in a career-high 8 passes for 50 yards at KC (1/2/00)
- Caught 2 passes for a career-high 51 yds. at KC (9/6/98)

## PERSONAL:

- On May 2, 2003, married the former Marielle Schlueter in Harrisburg, PA. The couple have since moved to Broomall. Ritchie feels that he and Marielle (pronounced MAR-ee-ell) are "the perfect compliment to one another." I am no good with any kind of math and anything that has to do with my hands. I rely on her to put stuff together." Marielle is a tremendous athlete in her own right as she qualified for the NCAA Championships while starring on the Cal-Berkeley track team. She left the school as its record-holder in the 3000m steeplechase with a time of 10:22:38.
- Marielle qualified for the 2004 Boston Marathon on 11/23/03 by running the Philadelphia Marathon in under 3 hours and 40 minutes. She elected not to run in Boston
- Was a consensus All-America selection at Cumberland Valley (PA) HS. Led his team to a state championship as a senior in 1992 and then played for the Pennsylvania squad in the "Big 33" All-Star Classic the following summer. In his career, gained 5,017 all-purpose yds., including 4,062 yards rushing and 69 TDs





- A member of the National Honor Society. Lettered in track and field as a sprinter and shot putter
- Wrote a column for *The Sporting News* entitled "I-Formation," which offered his own unique insights into football
- An avid traveler, went to Spain in 1992 as part of the Spanish Honor Society. Plans on visiting France where his wife has family
- Hosted a segment on the Bay Area Sports Report called "Mental Blocks"
- Plays the saxophone and guitar, and enjoys writing lyrics. Performed for the Raiders Rally in Jack London Square in Oakland
- Full name: Jon David Ritchie

## COLLEGE:

Spent two seasons at Stanford after transferring from Michigan. Began at Stanford as an inside linebacker but was moved to his natural position, fullback. As a senior, carried the ball 17 times for 95 yards while also hauling in 9 passes for 80 yards and 2 TDs. Named to the PAC 10 all-academic team in 1997 and the Big 10 all-academic team in 1994. In two seasons as a Wolverine, tallied 120 rushing yards and 2 TDs on 33 carries and caught two passes for 13 yards.

## MIDNIGHT GREEN DAY

Jon Ritchie's love for music far exceeds that of most NFL players. He is a fan of its history as well as its diversity having been influenced by an eclectic combination of Jimi Hendrix, Metallica, Bruce Springsteen, Johnny Cash and the Oakland-based band Green Day.

It was while with the Raiders that Ritchie began to form a close relationship with one of the best bands ever to come out of the Bay Area. Green Day, comprised of lead singer and guitarist Billy Joe, bassist Mike Dirnt and drummer Tré Cool, have helped Ritchie to further his pursuit of a post-football career in music even going so far as to let him record a song he wrote in their studio.

"Getting a chance to record in a studio with these guys was a thrill of a lifetime," recalled Ritchie. "I'm a fan of their music and they're fans of football. We hit it off right away."

## JON RITCHIE'S CAREER STATISTICS

YEAR	TEAM	GP/GS	RUSHING					RECEIVING					STT
			No	Yds	Avg	LG	TD	No	Yds	Avg	LG	TD	
1998	OAK.	15/10	9	23	2.6	14	0	29	225	7.8	31	0	NA
1999	OAK.	16/14	5	12	2.4	5	0	45	408	9.1	20T	1	NA
2000	OAK.	13/12	0	0	0.0	0	0	26	173	6.7	17	0	NA
2001	OAK.	15/11	0	0	0.0	0	0	19	154	8.1	17	2	NA
2002	OAK.	16/2	0	0	0.0	0	0	10	66	6.6	14	1	NA
2003	PHIL.	16/7	1	1	1.0	1	0	17	86	5.1	12	3	1
<b>TOTAL</b>		<b>91/56</b>	<b>15</b>	<b>36</b>	<b>2.4</b>	<b>14</b>	<b>0</b>	<b>146</b>	<b>1112</b>	<b>7.5</b>	<b>31</b>	<b>7</b>	<b>NA</b>
<b>PLAYOFFS</b>													
2000	OAK.	1/0	0	0	0.0	0	0	1	5	5.0	5	0	NA
2001	OAK.	2/2	0	0	0.0	0	0	1	11	11.0	11	0	NA
2002	OAK.	3/0	0	0	0.0	0	0	3	35	7.0	14	0	NA
2003	PHIL.	2/1	0	0	0.0	0	0	1	1	1.0	1	0	0
<b>TOTALS</b>		<b>8/3</b>	<b>0</b>	<b>0</b>	<b>0.0</b>	<b>0</b>	<b>0</b>	<b>6</b>	<b>52</b>	<b>8.6</b>	<b>14</b>	<b>0</b>	<b>NA</b>

**CAREER HIGHS:** RUSHING - Atts. 2 (three times) last at GB 9/12/99, Yds. 14 vs. Sea. 11/15/98, Long 14 vs. Sea. 11/15/98; RECEIVING - Recepts. 8 at KC 1/2/00, Yds. 51 at KC 9/6/98, Long 31 yds. at KC 9/6/98, Touchdowns: 1 (seven times) last vs. NO 11/23/03.

**MILESTONES:** First start: at KC 9/6/98, First rushing attempt: at Dal. 9/27/98, First reception: at KC 9/6/98 (QB Rich Gannon), First TD: at Den. 11/22/99 (20-yd. pass from QB Rich Gannon).





## RITCHIE GAME-BY-GAME

1998 OAKLAND RAIDERS				RUSHING					RECEIVING					
DATE	OPP.	W/L	P/S	No	Yd	Av	LG	TD	No	Yd	Av	LG	TYS	
Sep 6	@ KC	L	1/1	0	0	0.0	0	0	2	51	25.5	31	0	51
Sep 13	NYG	W	1/1	0	0	0.0	0	0	5	27	5.4	0	0	27
Sep 20	DEN	L	1/1	0	0	0.0	0	0	1	5	5.0	5	0	5
Sep 27	@ DAL	W	1/1	1	2	2.0	2	0	0	0	0.0	0	0	2
Oct 4	@ ARZ	W	1/0	1	2	2.0	2	0	2	15	7.5	0	0	17
Oct 11	SD	W	1/1	2	-1	-0.5	0	0	2	10	5.0	0	0	9
Oct 25	CIN	W	0/0	INACTIVE										
Nov 1	@ SEA	W	1/1	1	0	0.0	0	0	1	7	7.0	7	0	7
Nov 8	@ BAL	L	1/0	0	0	0.0	0	0	1	7	7.0	7	0	7
Nov 15	SEA	W	1/0	1	14	14.0	14	0	3	27	9.0	0	0	41
Nov 22	DEN	L	1/1	0	0	0.0	0	0	1	5	5.0	5	0	5
Nov 29	@ WAS	L	1/1	0	0	0.0	0	0	3	14	4.7	0	0	14
Dec 6	MIA	L	1/1	2	6	3.0	4	0	4	23	5.8	0	0	29
Dec 13	@ BUF	L	1/0	0	0	0.0	0	0	2	25	12.5	0	0	25
Dec 20	@ SD	W	1/0	1	0	0.0	0	0	0	0	0.0	0	0	0
Dec 26	KC	L	1/1	0	0	0.0	0	0	2	9	4.5	0	0	9
TOTALS			15/10	9	23	2.6	14	0	29	225	7.8	31	0	248

2001				RUSHING					RECEIVING					
DATE	OPP.	W/L	P/S	No	Yd	Av	LG	TD	No	Yd	Av	LG	TD	TYS
SEP 9	@ KC	W	1/0	0	0	0.0	0	0	2	25	12.5	15	1	25
SEP 23	@ MIA	L	1/0	0	0	0.0	0	0	0	0	0.0	0	0	0
SEP 30	SEA	W	1/1	0	0	0.0	0	0	0	0	0.0	0	0	0
OCT 7	DAL	W	1/0	0	0	0.0	0	0	0	0	0.0	0	0	0
OCT 14	@ IND	W	1/0	0	0	0.0	0	0	0	0	0.0	0	0	0
OCT 28	@ PHI	W	1/1	0	0	0.0	0	0	2	15	7.5	8	0	15
NOV 5	DEN	W	1/1	0	0	0.0	0	0	3	11	3.7	5	1	11
NOV 11	@ SEA	L	1/1	0	0	0.0	0	0	3	43	14.3	17	0	43
NOV 18	SD	W	1/1	0	0	0.0	0	0	0	0	0.0	0	0	0
NOV 25	@ NYG	W	1/1	0	0	0.0	0	0	0	0	0.0	0	0	0
DEC 2	ARZ	L	1/1	0	0	0.0	0	0	2	16	8.0	9	0	16
DEC 9	KC	W	0/0	INACTIVE										
DEC 15	@ SD	W	1/1	0	0	0.0	0	0	3	26	8.7	15	0	26
DEC 22	TEN	L	1/1	0	0	0.0	0	0	1	2	2.0	2	0	2
DEC 30	@ DEN	L	1/1	0	0	0.0	0	0	2	7	3.5	4	0	7
JAN 6	NYJ	L	1/1	0	0	0.0	0	0	1	9	9.0	9	0	9
TOTALS			15/11	0	0	0.0	0	0	19	154	8.1	17	2	154

PLAYOFFS															
JAN 12	NYJ	W	1/1	0	0	0.0	0	0	1	11	11.0	11	0	11	
JAN 19	@ NE	L	1/1	0	0	0.0	0	0	0	0	0.0	0	0	0	
TOTALS				2/0	0	0	0.0	0	0	1	11	11.0	11	0	11

1999				RUSHING					RECEIVING					
DATE	OPP.	W/L	P/S	No	Yd	Av	LG	TD	No	Yd	Av	LG	TD	TYS
SEP 12	@ GB	L	1/1	2	5	2.5	0	0	2	19	9.5	10	0	24
SEP 19	@ MIN	W	1/1	0	0	0.0	0	0	1	5	5.0	5	0	5
SEP 26	CHI	W	1/1	1	-1	-1.0	-1	0	4	41	10.3	16	0	40
OCT 3	@ SEA	L	1/0	0	0	0.0	0	0	1	19	19.0	19	0	19
OCT 10	DEN	L	1/1	0	0	0.0	0	0	4	47	11.8	18	0	47
OCT 17	@ BUF	W	1/1	0	0	0.0	0	0	2	20	10.0	11	0	20
OCT 24	NYJ	W	1/1	0	0	0.0	0	0	2	9	4.5	5	0	9
OCT 31	MIA	L	1/1	0	0	0.0	0	0	0	0	0.0	0	0	0
NOV 14	SD	W	1/1	0	0	0.0	0	0	3	19	6.3	9	0	19
NOV 22	@ DEN	L	1/1	0	0	0.0	0	0	4	41	10.3	20	1	41
NOV 28	KC	L	1/1	1	3	3.0	3	0	5	48	9.6	17	0	51
DEC 5	SEA	W	1/0	1	5	5.0	5	0	3	27	9.0	15	0	32
DEC 9	@ TEN	L	1/1	0	0	0.0	0	0	3	42	14.0	18	0	4
DEC 19	TB	W	1/1	0	0	0.0	0	0	1	4	4.0	4	0	4
DEC 26	@ SD	L	1/1	0	0	0.0	0	0	2	17	8.5	12	0	17
JAN 2	@ KC	W	1/1	0	0	0.0	0	0	8	50	6.3	12	0	50
TOTALS			16/14	5	12	2.4	5	0	45	408	9.1	20	1	420

2002														
DATE	OPP.	W/L	P/S	RUSHING					RECEIVING					
				No	Yd	Av	LG	TD	No	Yd	Av	LG	TYS	
SEP 8	SEA	W	1/1	0	0	0.0	0	0	2	12	6.0	7	0	12
SEP 15	@ PIT	W	1/0	0	0	0.0	0	0	1	5	5.0	5	0	5
SEP 29	TEN	W	1/0	0	0	0.0	0	0	1	5	5.0	5	0	5
OCT 6	@ BUF	W	1/0	0	0	0.0	0	0	1	7	7.0	7	0	7
OCT 13	@ STL	L	1/0	0	0	0.0	0	0	0	0	0.0	0	0	0
OCT 20	SD	L	1/0	0	0	0.0	0	0	1	7	7.0	7	1	7
OCT 27	KC	L	1/0	0	0	0.0	0	0	0	0	0.0	0	0	0
NOV 3	SF	L	1/0	0	0	0.0	0	0	1	5	5.0	5	0	5
NOV 11	@ DEN	W	1/0	0	0	0.0	0	0	0	0	0.0	0	0	0
NOV 17	NE	W	1/0	0	0	0.0	0	0	1	7	7.0	7	0	7
NOV 24	@ ARZ	W	1/0	0	0	0.0	0	0	1	4	4.0	4	0	4
DEC 2	NYJ	W	1/1	0	0	0.0	0	0	1	14	14.0	14	0	14
DEC 8	@ SD	W	1/0	0	0	0.0	0	0	0	0	0.0	0	0	0
DEC 15	MIA	L	1/0	0	0	0.0	0	0	0	0	0.0	0	0	0
DEC 22	DEN	W	1/0	0	0	0.0	0	0	0	0	0.0	0	0	0
DEC 28	KC	W	1/0	0	0	0.0	0	0	0	0	0.0	0	0	0
TOTALS			16/2	0	0	0.0	0	0	10	66	6.6	14	1	66

PLAYOFFS															
JAN 12	NYJ	W	1/0	0	0	0.0	0	0	1	14	14.0	14	0	14	
JAN 19	TEN	W	1/0	0	0	0.0	0	0	1	14	14.0	14	0	14	
JAN 26	N TB	L	1/0	0	0	0.0	0	0	1	7	7.0	7	0	7	
TOTALS				3/0	0	0	0.0	0	0	3	35	11.7	14	0	35

2000														
DATE	OPP.	W/L	P/S	RUSHING					RECEIVING					TYS
				No	Yd	Av	LG	TD	No	Yd	Av	LG	TD	
SEP 3	SD	W	1/1	0	0	0.0	0	0	2	30	15.0	17	0	30
SEP 10	@ IND	W	1/1	0	0	0.0	0	0	1	13	13.0	13	0	13
SEP 17	DEN	L	1/1	0	0	0.0	0	0	0	0	0.0	0	0	0
SEP 24	CLE	W	1/1	0	0	0.0	0	0	3	13	4.3	5	0	13
OCT 8	@ SF	W	0/0	INACTIVE										
OCT 15	@ KC	W	1/1	0	0	0.0	0	0	7	48	6.9	17	0	48
OCT 22	SEA	W	1/1	0	0	0.0	0	0	1	-1	-1.0	-1	0	-1
OCT 29	@ SD	W	1/1	0	0	0.0	0	0	1	6	6.0	6	0	6
NOV 5	KC	W	1/1	0	0	0.0	0	0	3	25	8.3	16	0	25
NOV 13	@ DEN	L	1/0	0	0	0.0	0	0	3	11	3.7	6	0	11
NOV 19	@ NO	W	1/1	0	0	0.0	0	0	1	2	2.0	2	0	2
NOV 26	ATL	W	1/1	0	0	0.0	0	0	1	4	4.0	4	0	4
DEC 3	@ PIT	L	1/1	0	0	0.0	0	0	3	22	7.3	16	0	22
DEC 10	NYJ	W	1/1	0	0	0.0	0	0	0	0	0.0	0	0	0
DEC 16	@ SEA	L	0/0	INACTIVE										
DEC 24	CAR	W	0/0	INACTIVE										
TOTALS			13/12	0	0	0.0	0	0	26	173	6.7	17	0	173

2003 PHILADELPHIA EAGLES														
DATE	OPP.	W/L	P/S	RUSHING					RECEIVING					TYS
				No	Yd	Av	LG	TD	No	Yd	Av	LG	TD	
SEP 8	@ TB	L	1/1	0	0	0.0	0	0	1	12	12.0	12	0	12
SEP 14	@ NE	L	1/1	0	0	0.0	0	0	0	0	0.0	0	0	0
SEP 28	@ BUF	W	1/0	0	0	0.0	0	0	1	4	4.0	4	0	4
OCT 5	@ WAS	W	1/0	0	0	0.0	0	0	2	14	7.0	10	1	14
OCT 12	@ DAL	L	1/1	0	0	0.0	0	0	1	1	2.0	2	0	1
OCT 19	@ NYG	W	1/0	0	0	0.0	0	0	1	3	3.0	3	0	3
OCT 26	@ NYJ	W	1/0	0	0	0.0	0	0	3	10	3.3	4	1	10
NOV 2	@ ATL	W	1/1	0	0	0.0	0	0	0	0	0.0	0	0	0
NOV 10	@ GB	W	1/1	0	0	0.0	0	0	2	11	5.5	6	0	11
NOV 16	@ NYG	W	1/0	0	0	0.0	0	0	0	0	0.0	0	0	0
NOV 23	@ NO	W	1/0	0	0	0.0	0	0	1	2	2.0	2	1	2
NOV 30	@ CAR	W	1/1	0	0	0.0	0	0	2	9	4.5	5	0	9
DEC 7	@ DAL	W	1/0	0	0	0.0	0	0	0	0	0.0	0	0	0
DEC 15	@ MIA	W	1/0	0	0	0.0	0	0	2	13	6.5	8	0	13
DEC 21	@ SF	L	1/0	1	1	1.0	1	0	1	6	6.0	6	0	6
DEC 27	@ WAS	W	1/0	0	0	0.0	0	0	0	0	0.0	0	0	0
TOTALS		16/7		1	1	1.0	1	0	17	86	5.1	12	3	87





**Position:** Tackle

**Height, Weight:** 6-7, 330

**Born:** 11/27/73 in Flint, MI

**College:** Michigan

**High School:** Carman-Ainsworth, Flint, MI

**NFL Experience:** 9th (5th as an Eagle)

**Acquired by Eagles:** UFA (Ten) 2000

**Originally joined NFL:** 04b-96 by Houston (109th selection overall)



Armed with a feisty, on-the-field mentality, Jon Runyan takes pride in being a physical force each and every time he exits the locker room.

At 6-7, 330, his relentless, physical play has trickled down to each of his linemates. "What Jon has brought to the offensive line is that temperament of his," said Andy Reid. "He is going to maul you and beat you up and feel pretty good about doing it. That's been contagious all the way across the line." Runyan, who suited up for the NFC's Pro Bowl squad in 2002, signed a six-year contract on 2/14/00 and teams with LT Tra Thomas (6-7, 349) to form one of the largest tackle tandems in league history. The 8th-year pro enters the 2004 season having started 112 straight contests.

#### **BIRDSEED:**

- Has started 13 postseason games since 1999, more than any other current NFL player. Sam Adams (10) is 2nd on that list

#### **LAWN DOCTOR**

If you ever get a chance to stop by the Runyan household in Mt. Laurel, NJ, chances are you'll find Jon working hard out in the yard. As his wife, Loretta, has made the inside of their beautiful home her personal project, Jon has made the grounds his baby.

"I'm a very simple man," said Runyan. "Yard work calms me down and relaxes me. It gives me something I can take pride in. Sometimes I get bored and all I have to do is walk out the door and there's something to do."

He gets all 6-foot-7, 330-pounds of himself atop his Kubota lawn tractor and handles business. Whether its chopping down trees, cutting firewood, or ripping out dams built by neighborhood beavers that have caused his lawn to flood, he'll do it. He's even looking into raising some cattle on his land and is shopping around for a good deal on fencing. He still knows his limits.

"I stay out of the flower beds," he laughed. "I don't mess with that stuff. I trust my wife when it comes to that."

- The extremely handy Runyan participated in a Home Depot demonstration on hanging wallpaper. He is also very mechanical. He once took his own car apart to have his transmission rebuilt. When he finished there were "only four bolts left over"

#### **CAREER HIGHLIGHTS:**

- Enters 2004 with an active streak of 125 consecutive combined starts (13 postseason) ranking him 8th in the NFL among active players
- His active streak of 112 consecutive regular season games started (all at RT) ranks him 8th in the NFL entering 2004. Has started the last 64 games in Philadelphia
- Was part of an offensive line in 2003 that protected QB Donovan McNabb on his way to his 4th-straight Pro Bowl appearance and paved the way for the "Three Headed Monster" RB attack that posted a combined 1,618 rushing yds. and 2,465 total yds. from scrimmage
- Made his 100th start vs. Was. (10/6/03)
- A first-time Pro Bowl selection in 2002, he joined the NFC squad after the Rams Orlando Pace pulled out due to injury. He, Tra Thomas, and Jermaine Mayberry were the first trio of Eagles offensive linemen to ever go to the Pro Bowl in one season
- In 2002 and helped pave the way for the league's 4th-highest scoring offense (25.9 pts./game), the best output in team history (415)





- Helped Duce Staley notch his 3rd career 1,000-yd rushing season in 2002
- The 2002 offensive line allowed the team's lowest sack total (36) in a 16-game season since 1981 (22)
- Named to the 2001 All-Madden team and the All-NFL Interview Team
- Helped RB Correll Buckhalter to a team rookie rushing record 134 yds. vs. Arz. (10/7/01). Buckhalter also posted 586 yards on just 129 carries in 2001, to break the Eagles rookie rushing record set by Keith Byars (177-577) in 1986
- Blocked the first FG of his career at Dal. (11/18/01)
- Was a member of an offensive line that started all 16 regular season games (and both playoff contests) in the same combination in 2000. As such, the Eagles were just one of four clubs to have the unit stay intact throughout the season and, since the NFL went to a 16 game schedule in 1978, became the first Philadelphia team to accomplish that feat
- At Dal. (9/3/00), helped the Eagles to their first 300-yard rushing day since 11/4/90 (304 vs. NE) and Staley to only the second 200-yard output in team history (Steve Van Buren rushed for 205 yards vs. Pittsburgh on 11/27/49)
- Was named to Fox Sports analyst Howie Long's 2000 "Tough Guys" team
- In 1999, helped pave the way for the Titans magical ride to Super Bowl XXXIV by starting all 16 regular season games and 4 postseason contests at RT. For his efforts, earned 2nd team All-Pro team honors from the Associated Press and *Football Digest*
- Played a major role on the Titans offensive line that allowed just 25 sacks (3rd fewest in the NFL in 1999), while paving the way for Eddie George's 4th straight 1,200-yard rushing season (1,304 yards)
- Held future Hall of Fame DE Reggie White sackless in his final home game at GB (12/20/98)
- Was a first-year starter on an O-line in 1997, that helped RB Eddie George to eight 100-plus-yard performances, including a 216-yard outing vs. Oak. (8/31), that tied a club record

## A NEW ARENA FOR JON

Runyan had been interested in getting involved in arena football for some time and after a suggestion from his Southern California-based financial adviser, Eby Dobson, he pursued a minority interest in the AFL's San Diego Riptide.



"Arena Football is an exciting game with a bright future," said Runyan. "I think the Riptide have a chance to play a major role in the growth of the sport. It's something I have an interest in and I have a knowledge of, so it makes it a little fun, too."

"We wanted to get him in some games," said General Manager Gil Sady of his new owner, "but he wasn't too interested in the \$200 per game salary."

While he's not about to tell head coach Moose Davis which plays to call, he's glad to make himself available to the Riptide players.

"They're interested in, especially some of the big guys, my opinions on techniques and that kind of stuff," Runyan said.

- Played in 10 games on special teams and as a reserve tackle in 1996. Dressed but DNP in six contests
- Played in first NFL game against Ravens (9/15/96), seeing action at left tackle in 4th qtr.
- Entered NFL draft with one year of eligibility left at Michigan and was the second of two 4th round draft choices (the 109th selection overall) by Houston. That selection was acquired from Oakland in exchange for swapping first-round positions with the Raiders. Oakland moved up to the 9th selection overall to draft TE Rickey Dudley, while the Oilers picked George with the 14th overall pick

## PERSONAL:

- Jon and his wife, Loretta, have two daughters, Isabella Ann (1/8/02) and Alyssa (10/5/99). They also have a son, Jon, Jr. (8/8/97)
- Serves along with his wife and the Akers family as the honorary chairpeople for the Cystic Fibrosis Evening with the Eagles





- A motorcycle enthusiast, participated in a charity ride with teammates, David Akers and Hank Fraley, sponsored by Mike's Famous Harley-Davidson of New Castle, DE, in June of 2004
- The Runyan's Mt. Laurel, NJ, home was featured in the April 2002 issue of *Philadelphia Magazine*
- Was elected to the Board of Trustees of the Houston Leukemia Society during the 2003 offseason
- In 2001, had offseason surgery to resolve a snoring problem. Using laser and radio frequency, this procedure eliminates excessive tissues in the soft palate, uvula, tonsils and nasal passages that cause airway obstruction
- Was enshrined into the Carman-Ainsworth High School Athletics Hall of Fame in 2002
- A supporter of the Variety Club, he participated in a promotional photo shoot for the cause in 2001
- Donned a sombrero and did a Mexican hat dance with a mariachi band at his wedding. His wife, Loretta, chose a Mexican theme to celebrate her Hispanic heritage
- Was a 1st-team all-conference selection on defense, and earned 2nd-team honors on offense for the Cavaliers of Carman-Ainsworth HS in Flint, MI
- Was a two-time, all-conference pick in basketball and was offered a basketball scholarship by Michigan State
- Also lettered in track, and was a two-time Class A state champ in the shot put (60')
- His favorite quote is, "If you love what you do, you will never work a day in your life"
- Majored in movement science in the department of kinesiology
- Full name: Jon Daniel Runyan

## **COLLEGE:**

Was a three-year starter for the Wolverines, playing both tackle and guard. As a junior, started at left tackle and earned first-team All-Big Ten Conference honors in addition to 3rd-team All-America honors. As a sophomore, was the recipient of the Hugh Rader Award, given annually to the team's top offensive lineman. Redshirted in 1992.

## **RUNYAN'S CAREER GAMES**

**PLAYED/STARTED:** (Oilers/Titans 1996-99, Eagles 2000-03); 1996 (10/0), 1997 (16/16), 1998 (16/16), 1999 (16/16), 2000 (16/16), 2001 (16/16), 2002 (16/16), 2003 (16/16); **TOTALS:** (122/112)

**PLAYOFF GAMES PLAYED/STARTED:** 1999 (4/4), 2000 (2/2), 2001 (3/3), 2002 (2/2), 2003 (2/2); **TOTALS:** (13/13).







## BIRDSEED:

- A reality-TV junky, who's favorite shows include: "American Chopper," "Fear Factor," and Junkyard Wars, he claims, "TV has taught me a lot. I have learned a lot from the Discovery Channel. I don't know how much of it is useful, but now when I get to talking about cars I can hold my own."
- Sheppard enjoys a challenge on and off the field. While battling with receivers by day, at home he prefers to go one-on-one with the contestants of "Jeopardy." Said Sheppard, "I love Jeopardy. I try and watch it whenever I can. I enjoy trying to answer along with the contestants."

## CAREER HIGHLIGHTS:

- Started 9 games in 2003. Notched career-highs in tackles (55) and passes defended (15)
- Registered his 1st career INT at Atl. (11/2/03 - QB Kurt Kittner) and returned it 34 yds leading to a TD
- Made 1st career start vs. NE (9/14/03)
- As a rookie, appeared in 12 games, made 8 tackles on defense and 13 on special teams

## PERSONAL:

- He and his fiancé, Nichole Rollins, have a daughter, Reighan (12/22/02), and reside in both Philadelphia and Jacksonville. His oldest daughter, Mya (4/1/97), resides in Jacksonville
- Accompanied teammates to Cassidy Elementary School in Philadelphia, PA, for Eagles Youth Partnership/Turkey Hill "Pen Pal Day," where 3rd-graders received books and wrote pen pal letters to fellow 3rd-graders in Lancaster County
- Was named the nation's top defensive back in 1998 by Bluechips and Jacksonville's defensive player of the year after a stellar senior season at Raines HS. Had 18 INTs during his junior and senior seasons
- His alma mater, William M. Raines High School (Jacksonville, FL) finished the 2003 season tied for

**Position:** Cornerback

**Height, Weight:** 5-10, 194

**Born:** 4/8/81 in Jacksonville, FL

**College:** Florida

**High School:** Raines, Jacksonville, FL

**NFL Experience:** 3rd (3rd as an Eagle)

**Acquired by Eagles:** 01-02 (26th selection overall)

**Originally joined NFL:** Same as above

Entering his third NFL season, the speedy and fearless Sheppard is now entrenched as a full-time starter at cornerback. The first cornerback taken by the Eagles in the first round since 1980, he has already seen valuable game action during his first two NFL campaigns. In 2003, he started 9 games due to injuries to starters Troy Vincent and Bobby Taylor and led the team with 15 knockdowns and added 55 tackles, a forced fumble and his first career interception. For Sheppard, the opportunity was priceless. "[Sheldon Brown and I] got a chance to play against some of the best receivers and best quarterbacks in the game," Sheppard said. "Experience like that is invaluable. You don't really get a chance to cut loose in practice and show what you can do. You can only do that in the games ... This game is all about confidence, and now we have it. And I don't know if I could have said the same thing at this time last year."

## SPEED DEMON

As lightning fast as he is on the field, Sheppard has a need for speed off the field. A self-proclaimed "thrill-seeker," he loves fast cars and more passionately fast motorcycles. The owner of two top-of-the-line Suzuki sportbikes, a GSX-R1000 and a Hayabusa GSX 1300R, he knows their's a time and place for his desire to go fast.

"I'm going to take it easy with the bikes now," said Sheppard. "I'll wait until my playing days are over. I like the adrenaline rush and someday I'd like to try organized racing."





2nd on the list of high schools with alumni on NFL rosters. They included: Shawn Jefferson, Jabar Gaffney, Rod Gardner and teammate Brian Dawkins. It's also the same high school attended by Harold Carmichael, the Eagles director of player development. Also lettered in track

- His cousin, Jabar Gaffney, was a college teammate at Florida and was drafted 7 spots behind Sheppard by Houston, as the 1st pick in the 2nd round (33rd overall) in 2002. His uncle, Jabar's father, is Derrick Gaffney, a former WR at UF and the New York Jets

- A sociology major
- Full name: Lito Decorian Sheppard

## COLLEGE:

A two-time All-American, during his three seasons at Florida, started 22 games and allowed just one TD,

while recording 87 tackles, 13 knockdowns and 8 INTs. As a returner, brought back 21 kickoffs for 472 yards (22.5 avg.) and 49 punts for 559 yards (11.4 avg.) and 2 TDs. Closed out his career ranked fourth on the Gators all-time list in punt return yards behind Jacquez Green, Ivory Curry and Ricky Nattiel. In 2001, started every game at LCB and recorded a career-high 42 tackles, deflected 6 passes and INT'd 2 others en route to earning All-America honors. The consensus All-SEC selection also added 246 yards on 26 punt returns and 171 yards on seven kickoff returns (24.4 avg.). Became only the 4th sophomore in Florida history to receive All-America honors after leading the team with six INTs for 179 yards and 1 TD.

## INJURY HISTORY:

Sat out the first three games of 2002 with a quad strain.

## LITO SHEPPARD'S CAREER STATISTICS

YEAR	TEAM	GP/GS	TACKLES			QUARTERBACK		PASSES DEFENDED				FF		
			SOLO	AST	TOT	SACKS	HUR	INT	Yds	LG	KD	FF	FR	STT
2002	PHIL.	12/0	7	1	8	0.0	0	0	0	0	0	0	0	13
2003	PHIL.	16/9	39	16	55	0.0	3	1	34	34	15	1	0	2
<b>TOTALS</b>		<b>28/9</b>	<b>46</b>	<b>17</b>	<b>63</b>	<b>0.0</b>	<b>3</b>	<b>1</b>	<b>34</b>	<b>34</b>	<b>15</b>	<b>1</b>	<b>0</b>	<b>15</b>

## PLAYOFFS

2002	PHIL.	0/0				DEACTIVATED								
2003	PHIL.	2/0	1	0	1	0.0	0	0	0	0	0	0	0	0
<b>TOTALS</b>		<b>2/0</b>	<b>1</b>	<b>0</b>	<b>1</b>	<b>0.0</b>	<b>0</b>	<b>0</b>	<b>0</b>	<b>0</b>	<b>0</b>	<b>0</b>	<b>0</b>	<b>0</b>

## ADDITIONAL CAREER STATISTICS

PUNT RETURNS: 2003 (4-15-1FC)

POSTSEASON PUNT RETURNS: 2003 (1-11)

CAREER HIGHS: TACKLES - Total 6 (twice) last vs. NE 9/14/03; Solo 5 vs. NE 9/14/03; INTs 1 at Atl. 11/2/03 (QB - Kurt Kittner), Long 34 at Atl. 11/2/03

MILESTONES: First start: vs. NE 9/14/03, First INT: at Atl. 11/2/03 (QB - Kurt Kittner).

## SHEPPARD GAME-BY-GAME

### 2002 PHILADELPHIA EAGLES

DATE	OPP.	W/L	P/S	S	A	T	Sac	Hur	INT	Yds	Lg	KD	FF	FR
Sep 8	@ TEN	L	0/0			INACTIVE/QUAD								
Sep 16	@ WAS	W	0/0			INACTIVE/QUAD								
Sep 22	DAL	W	0/0			INACTIVE/QUAD								
Sep 29	HOU	W	1/0	0	0	0	0.0	0	0	0	0	0	0	0
Oct 6	@ JAX	L	1/0	0	0	0	0.0	0	0	0	0	0	0	0
Oct 20	TB	W	0/0			INACTIVE								
Oct 28	NYG	W	1/0	0	0	0	0.0	0	0	0	0	0	0	0
Nov 3	@ CHI	W	1/0	0	0	0	0.0	0	0	0	0	0	0	0
Nov 10	IND	L	1/0	1	0	1	0.0	0	0	0	0	0	0	0
Nov 17	ARZ	W	1/0	1	1	2	0.0	0	0	0	0	0	0	0
Nov 25	@ SF	W	1/0	3	0	3	0.0	0	0	0	0	0	0	0
Dec 1	STL	W	1/0	0	0	0	0.0	0	0	0	0	0	0	0
Dec 8	@ SEA	W	1/0	0	0	0	0.0	0	0	0	0	0	0	0
Dec 15	WAS	W	1/0	0	0	0	0.0	0	0	0	0	0	0	0
Dec 21	@ DAL	W	1/0	2	0	2	0.0	0	0	0	0	0	0	0
Dec 28	@ NYG	L	1/0	0	0	0	0.0	0	0	0	0	0	0	0
<b>TOTALS</b>			<b>12/0</b>	<b>7</b>	<b>1</b>	<b>8</b>	<b>0.0</b>	<b>0</b>	<b>0</b>	<b>0</b>	<b>0</b>	<b>0</b>	<b>0</b>	<b>0</b>

### PLAYOFFS

JAN 11	ATL	W	0/0			INACTIVE								
JAN 19	TB	L	0/0			INACTIVE								
<b>TOTALS</b>			<b>0/0</b>	<b>0</b>	<b>0</b>	<b>0</b>	<b>0.0</b>	<b>0</b>	<b>0</b>	<b>0</b>	<b>0</b>	<b>0</b>	<b>0</b>	<b>0</b>

### 2003


DATE	OPP.	W/L	P/S	S	A	T	Sac	Hur	INT	Yds	Lg	KD	FF	FR
Sep 8	TB	L	1/0	3	3	6	0.0	0	0	0	0	0	1	0
Sep 14	NE	L	1/1	5	1	6	0.0	0	0	0	0	0	1	0
Sep 28	@ BUF	W	1/1	1	2	3	0.0	0	0	0	0	0	2	0
Oct 5	WAS	W	1/1	3	0	3	0.0	0	0	0	0	0	1	0
Oct 12	@ DAL	L	1/1	4	0	4	0.0	0	0	0	0	0	0	0
Oct 19	@ NYG	W	1/0	2	2	4	0.0	0	0	0	0	0	0	0
Oct 26	NYJ	W	1/1	2	2	4	0.0	0	0	0	0	0	3	0
Nov 2	@ ATL	W	1/1	4	1	5	0.0	1	1	34	34	0	0	0
Nov 10	@ GB	W	1/1	2	1	3	0.0	0	0	0	0	0	0	0
Nov 16	NYG	W	1/1	2	0	2	0.0	0	0	0	0	0	2	0
Nov 23	NO	W	1/0	3	0	3	0.0	0	0	0	0	0	1	1
Nov 30	@ CAR	W	1/0	3	0	3	0.0	0	0	0	0	0	1	0
Dec 7	DAL	W	1/0	0	1	1	0.0	0	0	0	0	0	0	0
Dec 15	@ MIA	W	1/0	0	0	0	0.0	0	0	0	0	0	1	0
Dec 21	SF	L	1/1	3	0	3	0.0	0	0	0	0	0	1	0
Dec 27	@ WAS	W	1/0	2	3	5	0.0	2	0	0	0	0	1	0
<b>TOTALS</b>			<b>16/9</b>	<b>39</b>	<b>16</b>	<b>55</b>	<b>0.0</b>	<b>3</b>	<b>1</b>	<b>34</b>	<b>34</b>	<b>15</b>	<b>1</b>	<b>0</b>

### PLAYOFFS

JAN 11	GB	W	1/0	0	0	0	0.0	0	0	0	0	0	0	0
JAN 18	CAR	L	1/0	1	0	1	0.0	0	0	0	0	0	0	0
<b>TOTALS</b>			<b>2/0</b>	<b>1</b>	<b>0</b>	<b>1</b>	<b>0.0</b>	<b>0</b>	<b>0</b>	<b>0</b>	<b>0</b>	<b>0</b>	<b>0</b>	<b>0</b>







**Corey Simon**

**90**

**Position:** Defensive Tackle

**Height, Weight:** 6-2, 293

**Born:** 3/2/77 in Pompano Beach, FL

**College:** Florida State

**High School:** Ely, Pompano Beach, FL

**NFL Experience:** 5th (5th as an Eagle)

**Acquired by Eagles:** 01-00 (6th selection overall)

**Originally joined NFL:** Same as above



The sixth overall pick in 2000, Corey Simon recorded a sack on his first play from scrimmage and has not looked back. After a 2000 season in which he shattered the club rookie

record with 9.5 sacks, Simon has since received a great deal of attention in the form of double teams from opposing offensive lines. In 2003, Simon led the team and ranked second in the league among defensive tackles with 7.5 sacks and earned his first trip to the Pro Bowl. With 26.5 career sacks, he ranks 4th on the club's all-time list among defensive tackles.

#### **BIRDSEED:**

- Before he ever made a living hunting quarterbacks, Simon had his dream set on offense. "I wanted to be Tony Dorsett," said Simon. "I didn't even like the Cowboys, but I thought I was a running back. I was living a fantasy. The first day of JV practice, my coach said, 'OK, let me teach you a three-point stance. He put me in the dirt and I've been there ever since.'"

- He and his wife vacationed in South Africa in the Spring of 2004 with teammate Paul Grasmanis and his wife, Kerry

#### **CAREER HIGHLIGHTS:**

- With 26.5 career sacks, he is just the 4th Eagles DT to reach the 25-sack plateau in their career. The others are: Andy Harmon (40.0), Ken Clarke (31.0) and Jerome Brown (29.5)
- Was named to the NFC's Pro Bowl squad in 2003 with a team-high 7.5 sacks, the 2nd highest total among all NFL DT's. Also tied career highs in hurries (25) and forced fumbles (2) and posted the 2nd-highest tackle total (64) of his career
- Teamed with Darwin Walker in 2003 to register 13.5 sacks, a total that ranked the tandem atop the NFL
- Was ranked No. 94 in *The Sporting News* 2003 edition of the "NFL's 100 Best" feature
- Dropped QB Tim Hasselbeck at Was. (12/27/03) and forced a fumble that was recovered by N.D. Kalu
- Sacked QB Jeff Garcia and forced a fumble that was recovered by LB Carlos Emmons vs. SF (12/21/03)
- Tied a career high with 7 solo tackles at NYG (10/19/03) including a sack (QB Kerry Collins), and recovered a fumble caused by LB Mark Simoneau at the Eagles own 10 yard line keeping the Eagles within 3 pts. late in the game
- Posted career-highs in hurries (25) and batted passes (5) in 2002, despite missing two games with an ankle sprain
- Collected 5 tackles and added a sack of Michael Vick in the NFC Divisional playoff win vs. Atl (1/11/03). He was inspired by the birth of his first child, Corey Jr., at 5:00 am the morning of the game

#### **SPREADING THE GOOD WORD**

When Simon was drafted by Philadelphia in 2000, he and some of his teammates organized a Bible study group that met weekly at his home. Now the group has grown so large (60-70 members) that they started a church, the Morning Star Church of Greater Philadelphia. The congregation now meets at a hotel in Mt. Laurel, NJ, but plans to move into their own building.

Always a believer, his devotion became more focused during his latter college years. "I sensed my life had a greater purpose," said Simon. "There is a great deal of attention paid to us as athletes. I realized that I could use the field as a pulpit."





- With 7.5 sacks in 2001, ranked tied for 3rd among all NFL DTs behind John Randle (11) and La'Roi Glover (8) on his way to earning All-NFL honors from *Football Digest*
- Made 7 tackles, including 4 for a loss, and 3 hurries vs. Dal. (9/30/01)
- Recorded 2 sacks in consecutive games vs. Was. (11/25/01) and at KC (11/29/01), and halted a Chiefs drive by chasing down speedy RB Priest Holmes 16 yards downfield and forcing a fumble. Tied a career-high with 9 tackles in game vs. Was.
- Made 5 solo tackles vs. TB in the NFC Wild Card game (1/12/02) and helped to limit their rushing game to just 63 yards
- Set a team rookie record and recorded the 5th-highest sack total for an Eagles DT with 9.5 sacks in 2000, surpassing Mike Mamula's 5.5 in 1995. Trained only Saints DE Darren Howard (11) in sacks among NFL rookies and tied for 5th among all NFL DT's. Among Eagles DTs, only Andy Harmon (11.0 and 11.5), Jerome Brown (10.5) and Ken Clarke (10.5) finished with more sacks in one season
- Among his rookie honors were selections to the Howie Long Tough Guy Team (FOX Sports), All-NFL Rookie Team (*Pro Football Weekly* and *Football News*), and Top 16 Rookies (*Football Digest*)
- On his very first play from scrimmage as a pro, he sacked Cowboys QB Troy Aikman at Dal. (9/3/00)
- Although he ranked 2nd on the team with 9.5 sacks in 2000 (behind Hugh Douglas' 15), he would have been the sack leader for 17 of the other 30 teams
- Earned NFL defensive rookie of the month honors in November, 2000, tallying 26 tackles and 2.5 sacks
- Collected a career-high 9 tackles during OT win at Pit. (11/12/00)
- Was the first defensive tackle and second defensive lineman taken in the 2000 draft (Cleveland selected DE Courtney Brown #1 overall)

## PERSONAL:

- He and his wife, Natasha, reside in Tallahassee, FL, with their son Corey Jr. (1/11/03). Was married in Disney World on 3/3/01; fellow Eagles DT Paul Grismanis, as well as former Florida St. teammates Peter Boulware and Andre Wadsworth were in the wedding party

## SIMON SAYS ... SUCCESS

Away from the football field, one of Simon's top priorities is the forming of the Corey Simon Success Center in Tallahassee, FL. The center, which is being renovated from an abandoned warehouse, will host underprivileged children from that city and offer after-school and summer programs to help them enhance their education and lives in general.

"I'm building this for kids who are struggling so they can understand that there's a way out," says Simon, who hopes to officially open the 40,000 square foot center in the Fall of 2006. "Just being able to let them know and teach them how to get out of their rut and let them understand that their calling is bigger than the front yard of their neighborhood. And giving them the tools necessary to go out there and succeed in life. This was something that was given to me, so it was only fitting for me to do everything in my power to make it happen for them."

Simon has spent a great amount of time in the offseason with architects and engineers, working on the re-zoning details and making sure the building is structurally sound. Until the center is completed, the Tallahassee Museum of History & Natural Science serves as the students' meeting place. Simon's dream is closing in on reality.

"This is something God put in my heart a while ago. My wife and I definitely have a heart for kids and we want to see this next generation succeed."

For more information on CSSC log on to [TheCoreySimonSuccessCenter.org](http://TheCoreySimonSuccessCenter.org).



## COREY SIMON'S CAREER STATISTICS

YEAR	TEAM	GP/GS	TACKLES			QUARTERBACK			KD	FF	FR
			SOLO	AST	TOT	SACKS	HUR				
2000	PHIL.	16/16	51	23	74	9.5	18		4	1	1
2001	PHIL.	16/16	39	15	54	7.5	21		3	2	0
2002	PHIL.	14/14	29	15	44	2.0	25		5	0	1
2003	PHIL.	16/16	45	19	64	7.5	25		2	2	1
TOTALS		62/62	164	72	236	26.5	89		14	5	3

### PLAYOFFS

YEAR	TEAM	GP/GS	SOLO	AST	TOT	SACKS	HUR	KD	FF	FR
2000	PHIL.	2/2	3	1	4	0.0	0	1	0	0
2001	PHIL.	3/3	10	1	11	0.0	0	0	0	0
2002	PHIL.	2/2	7	4	11	1.0	0	0	0	0
2003	PHIL.	2/2	4	2	6	0.0	0	0	0	0
TOTALS		9/9	24	8	32	1.0	0	1	0	0

**CAREER HIGHS:** TACKLES - Total 9 (four times) last vs. Dal. 12/7/03; Solo 7 (twice) last at NYG 10/19/03; Sacks - 2 (three times) last at KC 11/29/01  
**MILESTONES:** First sack: at Dal. 9/3/00 (QB Troy Aikman).





- Was best man at Grasmanis' wedding in 2003
- His alma mater, Ely High School in Pompano Beach, FL, boasted the most graduates on current NFL rosters at the end of the 2003 season. They included: Tyrone Carter, Henri Crockett, Zack Crockett, Al Harris and teammate Jerome McDougle
- Received defensive POY honors from the *Miami Herald* as a senior at Ely HS in Pompano Beach, FL, where he was a teammate of Jerome McDougle and Harris. Named to All-USA squad by *USA Today* and was a SuperPrep Dream Team selection
- In a 2002 interview with ESPN for "Ten Burning Questions," Simon was asked who would be the three people he would invite to dinner. Simon listed Jesus, the Apostle Paul, and his late grandmother who's company he had always enjoyed. "She always had a story to tell. She was very inspiring to me. What I do today, and everything I put into what I do, I get it from her."

- Earned his degree in information studies

- Full name: Corey Jermaine Simon

## COLLEGE:

Was a consensus All-America choice at Florida State during their 12-0 National Championship season in 1999. Was a finalist for the Lombardi Award and Outland Trophy given to the nation's best lineman. Finished his senior season 4th on the Seminoles with 84 tackles, including 4 sacks, and a school-record 21 tackles for loss, and one interception. Finished four-year career with 193 tackles and 11 sacks. Tied Ron Simmons (better known as the WWE's Farooq) for school record with 44 tackles for a loss.

## INJURY HISTORY:

Suffered a high ankle sprain vs. Dal. (9/22/02) and missed the next two games.

## SIMON GAME-BY-GAME

### 2000 PHILADELPHIA EAGLES

DATE	OPP.	W/L	P/S	S	A	T	SAC	HUR	INT	YDS	LG	KD	FF	FR
Sep 3	@ DAL	W	1/1	1	1	2	1.0	1	0	0	0	0	0	0
Sep 10	@ NYG	L	1/1	6	1	4	0.0	1	0	0	0	0	0	0
Sep 17	@ GB	L	1/1	1	0	1	0.0	2	0	0	0	0	0	0
Sep 24	@ NO	W	1/1	3	2	5	2.0	4	0	0	0	0	0	0
Oct 1	@ ATL	W	1/1	5	0	5	1.0	0	0	0	0	0	0	0
Oct 8	@ WAS	L	1/1	5	2	7	1.0	0	0	0	1	0	0	0
Oct 15	@ Arz	W	1/1	0	0	0	0.0	1	0	0	0	0	1	0
Oct 22	@ CHI	W	1/1	2	2	4	0.0	1	0	0	0	0	0	0
Oct 29	@ NYG	L	1/1	3	2	5	1.0	0	0	0	0	0	1	0
Nov 5	@ DAL	W	1/1	4	2	6	0.5	1	0	0	0	0	0	0
Nov 12	@ PIT	W	1/1	5	4	9	0.5	1	0	0	0	1	0	0
Nov 19	@ Arz	W	1/1	6	0	6	1.5	0	0	0	0	0	0	0
Nov 26	@ WAS	W	1/1	2	2	4	0.0	2	0	0	0	0	0	0
Dec 3	@ TEN	L	1/1	2	3	5	0.0	2	0	0	0	1	0	0
Dec 10	@ Cle	W	1/1	4	0	4	1.0	1	0	0	0	0	0	0
Dec 24	@ CIN	W	1/1	2	1	3	0.0	1	0	0	1	1	0	0
TOTALS				16/16	51	23	74	9.5	18	0	0	4	1	1
<b>PLAYOFFS</b>														
Dec 31	@ TB	W	1/1	0	0	0	0.0	0	0	0	0	0	0	0
Jan 7	@ NYG	L	1/1	3	1	4	0.0	0	0	0	0	1	0	0
TOTALS				2/2	3	1	4	0.0	0	0	0	1	0	0

### 2001

DATE	OPP.	W/L	P/S	S	A	T	SAC	HUR	INT	YDS	LG	KD	FF	FR
Sep 9	@ STL	L	1/1	3	1	4	1.0	1	0	0	0	1	0	0
Sep 23	@ SEA	W	1/1	2	1	3	1.0	1	0	0	0	0	0	0
Sep 30	@ DAL	W	1/1	7	0	7	0.0	3	0	0	0	0	0	0
Oct 7	@ Arz	L	1/1	1	0	1	0.0	3	0	0	0	0	0	0
Oct 22	@ NYG	W	1/1	2	1	3	0.0	3	0	0	0	0	0	0
Oct 28	@ OAK	L	1/1	3	1	4	0.0	0	0	0	0	0	0	0
Nov 4	@ Arz	W	1/1	2	1	3	0.0	1	0	0	0	0	0	0
Nov 11	@ MIN	W	1/1	1	1	2	0.0	1	0	0	0	0	0	0
Nov 18	@ DAL	W	1/1	3	2	5	0.5	1	0	0	0	0	0	0
Nov 25	@ WAS	L	1/1	4	5	9	2.0	0	0	0	0	0	0	0
Nov 29	@ KC	W	1/1	5	0	5	2.0	0	0	0	0	1	0	0
Dec 9	@ SD	W	1/1	0	1	1	0.0	2	0	0	1	0	0	0
Dec 16	@ WAS	W	1/1	2	0	2	1.0	1	0	0	1	0	0	0
Dec 22	@ SF	L	1/1	2	1	3	0.0	0	0	0	0	0	0	0
Dec 30	@ NYG	W	1/1	2	0	2	0.0	4	0	0	0	1	0	0
Jan 6	@ TB	W	1/1	0	0	0	0.0	0	0	0	0	0	0	0
TOTALS				16/16	39	15	54	7.5	21	0	0	3	2	0
<b>PLAYOFFS</b>														
Jan 12	@ TB	W	1/1	5	0	5	0.0	0	0	0	0	0	0	0
Jan 19	@ CHI	W	1/1	1	1	2	0.0	0	0	0	0	0	0	0
Jan 27	@ STL	L	1/1	4	0	4	0.0	0	0	0	0	0	0	0
TOTALS				3/3	10	1	11	0.0	0	0	0	0	0	0

### 2002

DATE	OPP.	W/L	P/S	S	A	T	SAC	HUR	INT	YDS	LG	KD	FF	FR
Sep 8	@ TEN	L	1/1	2	1	3	0.0	0	0	0	0	0	0	0
Sep 16	@ WAS	W	1/1	2	1	3	0.0	1	0	0	0	1	0	0
Sep 22	@ DAL	W	1/1	0	1	1	0.0	0	0	0	0	0	0	0
Sep 29	@ Hou	W	0/0											
Oct 6	@ Jax	L	0/0											
Oct 13	@ TB	W	1/1	1	1	2	1.0	1	0	0	0	0	0	0
Oct 20	@ NYG	W	1/1	4	2	6	0.0	2	0	0	0	1	0	0
Oct 28	@ CHI	W	1/1	1	1	2	0.0	3	0	0	0	0	0	0
Nov 3	@ IND	L	1/1	3	0	3	0.0	0	0	0	0	1	0	0
Nov 10	@ Arz	W	1/1	1	2	3	0.0	4	0	0	0	0	0	0
Nov 17	@ SF	W	1/1	2	0	2	1.0	6	0	0	0	1	0	0
Nov 25	@ SF	W	1/1	1	0	1	0.0	4	0	0	0	0	0	0
Dec 1	@ SEA	W	1/1	2	0	2	0.0	1	0	0	0	0	0	0
Dec 8	@ SEA	W	1/1	2	0	2	0.0	1	0	0	0	0	0	0
Dec 15	@ WAS	W	1/1	6	3	9	0.0	1	0	0	0	0	0	0
Dec 21	@ DAL	W	1/1	1	2	3	0.0	1	0	0	0	0	0	0
Dec 28	@ NYG	L	1/1	3	1	4	0.0	1	0	0	1	0	0	0
TOTALS				14/14	29	15	44	2.0	25	0	0	5	0	1
<b>PLAYOFFS</b>														
Jan 11	@ ATL	W	1/1	5	0	5	1.0	0	0	0	0	0	0	0
Jan 19	@ TB	L	1/1	2	4	6	0.0	0	0	0	0	0	0	0
TOTALS				2/2	7	4	11	1.0	0	0	0	0	0	0

### 2003

DATE	OPP.	W/L	P/S	S	A	T	SAC	HUR	INT	YDS	LG	KD	FF	FR
Sep 8	@ TB	L	1/1	2	1	3	0.0	1	0	0	0	0	0	0
Sep 14	@ NE	L	1/1	3	1	4	1.0	3	0	0	0	0	0	0
Sep 28	@ Buf	W	1/1	3	1	4	1.0	3	0	0	0	1	0	0
Oct 5	@ WAS	W	1/1	2	2	4	0.0	2	0	0	0	0	0	0
Oct 12	@ DAL	L	1/1	2	0	2	0.0	0	0	0	0	0	0	0
Oct 19	@ NYG	W	1/1	7	1	8	1.0	2	0	0	0	0	0	1
Oct 26	@ NYJ	W	1/1	1	0	1	0.0	2	0	0	0	0	0	0
Nov 2	@ ATL	W	1/1	0	2	2	0.0	1	0	0	0	1	0	0
Nov 10	@ GB	W	1/1	0	1	1	0.0	1	0	0	0	0	0	0
Nov 16	@ NYG	W	1/1	2	1	3	1.0	1	0	0	0	0	0	0
Nov 23	@ NO	W	1/1	4	1	5	1.0	0	0	0	0	0	0	0
Nov 30	@ CAR	W	1/1	2	0	2	0.0	2	0	0	0	0	0	0
Dec 7	@ DAL	W	1/1	3	6	9	0.0	2	0	0	0	0	0	0
Dec 15	@ Mia	W	1/1	4	1	5	0.5	2	0	0	0	0	0	0
Dec 21	@ SF	L	1/1	5	1	6	1.0	3	0	0	0	0	1	0
Dec 27	@ WAS	W	1/1	5	0	5	1.0	0	0	0	0	0	0	0
TOTALS				16/16	45	19	64	7.5	25	0	0	2	2	1
<b>PLAYOFFS</b>														
Jan 11	@ GB	W	1/1	3	1	4	0.0	0	0	0	0	0	0	0
Jan 18	@ CAR	L	1/1	1	1	2	0.0	0	0	0	0	0	0	0
TOTALS				2/2	4	2	6	0.0	0	0	0	0	0	0







**Mark  
Simoneau**

**53**

**Position:** Linebacker

**Height, Weight:** 6-0, 245

**Born:** 1/16/77 in Phillipsburg, KS

**College:** Kansas State

**High School:** Smith Center,  
Smith Center, KS

**NFL Experience:** 5th (2nd as an Eagle)

**Acquired by Eagles:** Trade (Atl) 2003

**Originally joined NFL:** 03-00 by Atl  
(67th selection overall)

Manning the middle linebacker spot in 2003, Mark Simoneau provided speed and agility while leading the team with 149 tackles to go along with 2 sacks. The NFC's defensive player of the month in October 2003 (45 tackles, 2 sacks, and 1 crucial forced fumble in four games), Simoneau was acquired from Atlanta for two draft choices and signed to a five-year contract on 3/4/03. He was a 3rd round draft choice of the Falcons in 2000. "Mark Simoneau is an object," said FOX Sports Bill Maas. "He's an object that you throw, launch, fire or drop at a target, just to destroy."

#### **BIRDSEED:**

- Developed a special friendship with a 16-year-old Wichita, KS, boy named Christian, who suffers from Leukemia. The relationship developed from a conversation that Mark's father had with a hospital employee while working out at a gym. Mark sent an autographed picture to Christian and they then became pen pals and now exchange phone calls

- Has hosted the Mark Simoneau Golf Tournament, which is run by his brother, Tim, since his rookie year. The proceeds originally provided scholarships to his high school in Smith Center, KS, but now benefit breast cancer research and the Wichita Chapter of the Leukemia Foundation
- Said John Harbaugh of his emergency kicker, Mark Simoneau: "I had no idea [he could kick]. He saw when [TE] Chad [Lewis] had the chance to kick four or five times, and struggled a little bit. Mark finally came up to me and owned up to the fact he could kick field goals. He said, 'Coach, I think you need me.' So we had a little tryout and he made a 33-yarder. He kind of has good technique, sort of. He looks somewhat legitimate."

#### **CAREER HIGHLIGHTS:**

- Led the Eagles with a career-high 149 tackles in 2003 and also posted career-bests in sacks (2.0) and forced fumbles (2). Posted double-digit tackles on 9 occasions
- Named to *Pro Football Weekly's* 2003 All-Improved team
- Named NFC Defensive POM for October of 2003, by registering 45 tackles, 2 sacks, and 1 FF
- Posted a career-high 13 tackles vs. SF (12/21/03)
- Forced a fumble by Ahman Green at GB (11/10/03) on Monday Night Football
- Registered a sack and critical forced fumble of Kerry Collins at the Eagles 10 yard line keeping the Eagles within 3 pts. late in the game at NYG (10/19/03). Also notched 12 tackles
- Registered his 1st career full sack (QB Patrick Ramsey) vs. Was. (10/6/03)
- Appeared in 15 games with the Falcons in 2002, primarily as a special teams contributor
- In the 2002 NFC Wild Card win at GB (1/4/03) blocked a Josh Bidwell punt that was recovered by teammate Artie Ulmer for a TD
- Forced and recovered a fumble by Antwaan Randle-El at Pit. (11/10/02)
- Earned 5 starts during the 2001 season as he appeared in all 16 games. Totaled 49 tackles on defense and 13 stops on special teams
- In 2000, his rookie season, logged 47 tackles
- Made his first NFL start at STL (10/15/00) when the Falcons opened in a dime defense. Finished the day with 6 tackles and the first sack of his career when he and teammate DE Patrick Kerney dropped Kurt Warner for a loss





- Played in his first NFL game on special teams (two tackles) at Car. (9/17/00)

## PERSONAL:

- He and his wife, Monica, reside in Sicklerville, NJ. Monica holds a degree in sports administration from Georgia
- Was a *USA Today* honorable mention All-America selection at Smith Center (KS) HS. Also earned *Blue Chip Illustrated* All-Region, *Super Prep* All-Midlands Top 66 and *Topeka Capital-Journal* Top 11 honors. Rushed for 2,252 yards at running back and made 92 tackles as a linebacker, on his way to all-state and all-area honors as a senior
- Also lettered in track, baseball, and basketball. As a senior was the state shotput champ and was the runner-up in the 100 meter sprint
- Brother, Jeff, was a starting nose tackle at Kansas State after beginning his career as a fullback at Arizona State. Other brother, Tim, played basketball at Barton County (KS) CC
- Appeared on the "EA Sports NFL Matchup" show in November of 2003 with co-hosts Suzy Kolber, Ron Jaworski, and Merrill Hodge to discuss the intricacies of playing in Jim Johnson's defensive schemes
- Lists his most memorable sports moment as a KSU victory over Nebraska as a junior. It was the first time in 30 years that the Wildcats defeated their conference rivals. The hometown fans rushed the field twice before the game was officially over
- Hosts football camps in Wichita with John McGraw (Jets), Jeff Kelly (Falcons) and other former Kansas State teammates

- Collects baseball cards and has two favorites: a Mickey Mantle and a Roberto Clemente. The Mantle card was given to him by a fellow church member when he was 11-years old. Is a fan of George Brett
- Loves to eat out and lists seafood, especially sushi, as his favorite meals
- Nicknamed "Frenchy" by his fellow linebackers, Nate Wayne and Ike Reese, for his French surname
- Majored in social science
- Full name: Mark Lee Simoneau

## COLLEGE:

Only the second player in Kansas State history to serve as team captain in three seasons. Left the school ranked third on the Wildcats' all-time list with 48 tackles for a loss and 400 total tackles. Was a two-time All-America and three-time All-Big 12 selection. As a senior was a finalist for the Butkus Award, given annually to the nation's top collegiate linebacker. In his final season, led the team with 91 tackles (66 solo), 6.5 sacks, 17 tackles for a loss and 2 INTs. Was a first-team freshman All-America selection by *The Sporting News*. Also named Big 12 Freshman Defensive Player of the Year with a career-high 111 tackles.

## INJURY HISTORY:

Missed the season opener at GB (9/8/02), due to an abdominal strain suffered during the preseason. Missed first two games of 2000 with a groin injury suffered in the preseason.







DATE	OPP.	W/L	P/S	S	A	T	Sck	Hur	Int	Yds	Lg	KD	FF
2003 Philadelphia Eagles													
SEP 8	ATL	L	1/1	3	6	0.0	0	0	0	0	0	0	0
SEP 14	NE	L	1/1	5	5	10.0	0	0	0	0	0	0	0
SEP 28	BUF	W	1/1	2	4	10.0	0	0	0	0	0	0	0
OCT 5	DAL	L	1/1	7	4	10.0	0	0	0	0	0	0	0
OCT 12	DAL	L	1/1	7	4	12.0	1	0	0	0	0	0	0
OCT 19	NYG	W	1/1	9	3	12.0	0	0	0	0	0	0	0
OCT 26	ATL	W	1/1	5	6	8.0	0	0	0	0	0	0	0
NOV 2	GB	W	1/1	7	8	0.0	0	0	0	0	0	0	0
NOV 10	WAS	W	1/1	3	3	10.0	0	0	0	0	0	0	0
NOV 16	NYG	W	1/1	3	3	8.0	0	0	0	0	0	0	0
NOV 23	NO	W	1/1	7	9	3	10.0	0	0	0	0	0	0
NOV 30	DAL	W	1/1	3	3	10.0	0	0	0	0	0	0	0
DEC 7	DAL	W	1/1	6	6	0.0	0	0	0	0	0	0	0
DEC 15	MIA	W	1/1	6	12	0.0	0	0	0	0	0	0	0
DEC 21	SF	L	1/1	2	6	0.0	0	0	0	0	0	0	0
DEC 27	WAS	W	1/1	4	2	6.0	0	0	0	0	0	0	0
TOTALS				16/16	89	60	149	2.0	2	0	0	4	2
JAN 18	GB	W	1/1	5	2	7.0	0	0	0	0	0	0	0
JAN 25	CAR	L	1/1	2	8	0.0	0	0	0	0	0	0	0
TOTALS				2/2	11	4	15	0.0	0	0	0	0	0

DATE	OPP.	W/L	P/S	S	A	T	Sck	Hur	Int	Yds	Lg	KD	FF
2001 Atlanta Falcons													
SEP 3	SF	W	0/0	0	0	0.0	0	0	0	0	0	0	0
SEP 10	DEN	L	0/0	0	0	0.0	0	0	0	0	0	0	0
SEP 17	CAR	W	1/0	0	0	0.0	0	0	0	0	0	0	0
SEP 24	STL	L	1/0	0	0	0.0	0	0	0	0	0	0	0
OCT 1	PHI	L	1/0	4	2	0.0	0	0	0	0	0	0	0
OCT 8	NYG	L	1/0	4	2	0.0	0	0	0	0	0	0	0
OCT 15	STL	L	1/1	3	5	0.5	0	0	0	0	0	0	0
OCT 22	NO	L	1/1	3	5	0.0	0	0	0	0	0	0	0
OCT 29	CAR	W	1/0	5	5	0.0	0	0	0	0	0	0	0
NOV 5	TB	W	1/0	1	2	0.0	0	0	0	0	0	0	0
NOV 12	SF	L	1/0	2	2	0.0	0	0	0	0	0	0	0
NOV 19	DEN	L	1/0	2	2	0.0	0	0	0	0	0	0	0
NOV 26	OAK	L	1/0	3	1	4.0	0	0	0	0	0	0	0
DEC 3	SEA	L	1/1	3	7	0.0	0	0	0	0	0	0	0
DEC 10	NO	W	1/0	2	3	0.0	0	0	0	0	0	0	0
DEC 17	KC	W	1/0	2	3	0.0	0	0	0	0	0	0	0
DEC 27	NO	L	1/1	3	5	0.0	0	0	0	0	0	0	0
TOTALS				14/4	36	10	46	0.5	0	0	0	3	0


## SIMONEAU GAME-BY-GAME

YEAR	TEAM	GP/GS	Solo	Ast	Tot	Sacks	Hur	INT	Yds	Lg	KD	FF	STT
2000	ATL	14/4	36	10	46	0.5	NA	0	0	0	3	0	3
2001	ATL	16/5	35	14	49	0.0	NA	0	0	0	1	0	13
2002	ATL	15/0	5	11	16	0.0	0	0	0	0	4	2	0
2003	PHIL.	16/16	89	60	149	2.0	2	0	0	0	0	3	1
TOTALS		61/25	165	95	260	2.5	2	0	0	0	9	3	1
2002	ATL	2/0	0	2	2	0.0	0	0	0	0	0	0	1
2003	PHIL.	2/2	11	4	15	0.0	0	0	0	0	0	0	0
TOTALS		4/2	11	6	17	0.0	0	0	0	0	0	0	1

CAREER HIGHS: TACKLES - Total 13 vs. SF 12/21/03, Solo 9 (three times) last vs. NO 11/23/03  
 SACKS - 1.0 (twice) last at NYG 10/19/03  
 MILESTONES: First start: at STL 10/15/00, First sack: vs. WAS 10/5/03 (QB - Patrick Ramsey).

## MARK SIMONEAU'S CAREER STATISTICS





**Position:** Tight End

**Height, Weight:** 6-3, 258

**Born:** 5/13/80 in New Brunswick, NJ

**College:** Rutgers

**High School:** Highland Park,  
Highland Park, NJ

**NFL Experience:** 2nd (2nd as an Eagle)

**Acquired by Eagles:** 02-03 (61st selection overall)

**Originally joined NFL:** Same as above

With size and an ability to stretch the defense, L.J. Smith became another key weapon in the Eagles offense in 2003. The team's 2nd round draft choice out of Rutgers, Smith posted 27 catches during his rookie season while learning under the tutelage of three-time Pro Bowl TE Chad Lewis. "He's an explosive player," said head coach Andy Reid. "You get a mismatch with him on a linebacker or a safety. He's very capable of winning those the majority of the time. He's tough to bring down after the catch. He's very strong."

#### **BIRDSEED:**

- Was taught to cook at a very young age by his grandmother. Loves to cook seafood and his specialty is a barbecue soy Salmon dish
- With his 13 combined wins in an Eagles uniform in 2003, Smith nearly doubled his 4-year collegiate win total at Rutgers (7)

#### **WORKIN' 9 TO 5**

It's no surprise that L.J. Smith decided to pursue his college degree in labor studies. As a young man growing up in Highland Park, NJ, he learned the value of a hard days work. Although football would eventually become his career, he held a number of part-time jobs throughout his college and high school years.

"When I was growing up I liked the idea of being independent," said Smith. "There were things that I wanted to provide for me and my family. I never wanted to trouble my mother with the little things. Instead, I wanted to help her with the things she wanted."

The following is a chronology of L.J.'s part-time jobs:

- Landed his first job when he was 14 years old. He painted fences for \$5 an hour
- When he was 16 years old he worked in the produce section at ShopRite
- During winter break throughout high school, delivered books to New York City libraries
- Throughout high school worked at a furniture warehouse, scotchguarding and wrapping furniture for delivery, and at a local department store, Rickle's, loading and unloading trucks
- As a freshman in college, worked at The Limited, a women's clothing store, as a stockboy
- Towards the end of his freshman year and throughout his sophomore year, worked at a bagel shop, The Bagel Bazaar

#### **CAREER HIGHLIGHTS:**

- Led all drafted rookie tight ends in yards per catch (11.9 - min. 25 recepts.) in 2003
- Led the Eagles in recepts. in 4 games (all Eagles wins) in 2003
- Recorded his 1st career TD on a 6-yd. reception from Donovan McNabb vs. Dal. (12/7/03)
- Made a diving, 24-yd. reception vs. NYG (11/16/03) that set up a TD
- Posted career highs in recepts. (6) and yds. (97) at Atl. (11/2/03). His yardage total was the most by an Eagles TE since Chad Lewis posted 100 on 12/10/00. His 36 ydr. was a career long
- Recorded a 25-yd reception from McNabb at NYG (10/18/03) and ran over FS Omar Stoutmire on the play, to set up a TD





## PERSONAL:

- Single and lives in Cherry Hill, NJ, in the offseason
- Considers himself a very family oriented person. Has very strong relationships with his mother, Kathy, his sister Alisha (21) and his brother, Nate (13), who gets rewarded by L.J. for good grades
- Attended Highland Park (NJ) HS where he caught 10 TDs and had 143 tackles, 11 sacks and 5 INTs at LB as a senior
- Was a tremendous basketball prospect who drew interest from a number of Division I programs including Florida State and various schools from the Metro Atlantic Athletic Conference
- Was a key member of the Eagles offseason basketball team in the 2004 offseason
- Earned a degree in labor studies
- Full name: John Smith III; L.J. stands for "Little John"

## COLLEGE:

A four-year starter, finished second in Rutgers history among tight ends with 122 receptions for 1,458 yards and 10 TDs, surpassed only by Marco Battaglia (171-2,221-16TDs). Earned All-Big East honors as both a junior and senior. Served as team captain as a senior, leading the Scarlet Knights with a career-high 32 receptions for 384 yards and 3 TDs. Posted a team-leading 30 catches for 282 yards and 3 TDs as a junior and also carried the ball 16 times for 74 yards. Was 34-374-1TD receiving as a sophomore after contributing 26-418-3TDs receiving totals as a redshirt freshman.

## INJURY REPORT:

Suffered groin and leg injuries at Mia. (12/15/03) and was inactive the following week vs. SF (12/21/03).

## L.J. SMITH'S CAREER STATISTICS

YEAR	TEAM	GP/GS	REC.	YARDS	AVG.	LG	TD
2003	PHIL.	15/4	27	321	11.9	36	1

### PLAYOFFS

2003	PHIL.	2/0	3	43	14.3	23	0
------	-------	-----	---	----	------	----	---

### ADDITIONAL CAREER STATISTICS

SPECIAL TEAMS TACKLES: 2003 (14) TOTAL: (14)

**CAREER HIGHS: RECEIVING** - Recepts. 6 at Atl. 11/2/03, Yds. 97 at Atl. 11/2/03, Long 36 yds. from Donovan McNabb at Atl. 11/2/03, TDs 1 vs. Dal. 12/7/03 from Donovan McNabb

**MILESTONES:** First start: vs. NE 9/14/03, First reception: at Buf. 9/28/03 (QB - Donovan McNabb), First TD: 6 ydr. from Donovan McNabb vs. Dal. 12/7/03.

## SMITH GAME-BY-GAME

### 2003 PHILADELPHIA EAGLES


DATE	OPP.	W/L	P/S	REC	Yds	AVG	LG	TD
SEP 8	TB	L	1/0	0	0	0.0	0	0
SEP 14	NE	L	1/1	0	0	0.0	0	0
SEP 28	BUF	W	1/0	2	17	8.5	9	0
OCT 5	WAS	W	1/0	4	39	9.8	25	0
OCT 12	DAL	L	1/0	1	5	5.0	5	0
OCT 19	NYG	W	1/0	1	25	25.0	25	0
OCT 26	NYJ	W	1/0	3	32	10.7	14	0
NOV 2	ATL	W	1/0	6	97	16.2	36	0
NOV 10	GB	W	1/0	0	0	0.0	0	0
NOV 16	NYG	W	1/1	2	29	14.5	24	0
NOV 23	NO	W	1/0	1	28	28.0	28	0
NOV 30	CAR	W	1/0	1	15	15.0	15	0
DEC 7	DAL	W	1/1	1	6	6.0	6	1
DEC 15	MIA	W	1/0	3	16	5.3	9	0
DEC 21	SF	L	0/0	INACTIVE/GROIN/LEG				
DEC 27	WAS	W	1/1	2	12	6.0	7	0
TOTALS			15/4	27	321	11.9	36	1

### PLAYOFFS

JAN 11	GB	W	1/0	2	31	15.5	23	0
JAN 18	CAR	L	1/0	1	12	12.0	12	0
TOTALS			2/0	3	43	14.3	23	0







**Hollis Thomas**

**78**

**Position:** Defensive Tackle

**Height, Weight:** 6-0, 306

**Born:** 1/10/74 in Abilene, TX

**College:** Northern Illinois

**High School:** Attended Academy of Math and Science, St. Louis, MO ... played football at Sumner, Sumner, MO

**NFL Experience:** 9th (9th as an Eagle)

**Acquired by Eagles:** Signed as a rookie free agent in 1996

**Originally joined NFL:** Same as above

Hollis Thomas has never taken the easy road during his NFL career. Proving himself year after year has become common practice for the stout defensive tackle. This year will be no different for Thomas, who successfully returned from foot injuries in 2003, only to have that season cut short due to a biceps injury in the 7th game. An unheralded player from a small Division I-A program, Thomas had to prove himself just to get a shot at the NFL. In order to find a spot in a training camp as a rookie free agent in 1996, Thomas actually had to pursue teams. After landing in Philadelphia, he went on to earn NFL All-Rookie Team honors in '96.

#### **BIRDSEED:**

- Spends time speaking out in local schools and groups about Asthma Awareness, a condition he suffers from. Appeared at World Asthma Day on May 6, 2003, in Philadelphia

- In order to get himself into peak physical shape for the football season, Thomas employs the help of bodybuilder and nutrition expert, Carolyn Bryant, in his offseason home of Houston, TX. He first began working with her in 2003. He reported to training camp, in 2003, 55 pounds lighter than he had left Philadelphia at the end of the 2002 season

#### **CAREER HIGHLIGHTS:**

- Recorded his 1st start since 12/22/01 at SF, vs. NE (9/14/03) and recorded 8 tackles
- Helped hold RB Marshall Faulk to just 72 yds. rushing vs. STL (9/9/01), 20 yds. below his season avg.
- Recovered a Michael Pittman fumble in the red zone, squelching a Cardinals scoring opportunity at Arz. (11/4/01)
- Limited the Chargers LaDainian Tomlinson to 51-yds. rushing and also forced him to fumble in the 4th qtr. vs. SD (12/9/01)
- Celebrated a five-year contract extension signed on 9/19/00 at NO (9/24) with a sack and 7 tackles, two that resulted in fumbles by Ricky Williams (both recovered by the Eagles)
- Sacked Shaun King and helped hold Pro Bowl RB Warrick Dunn to one-yard rushing in 8 att. in the Wild Card game victory over TB (12/31/00)
- Posted a career-high 5 sacks in 1998 including a career-best 2 sacks vs. Was. (10/11)
- Tied MLB James Willis for the club lead with a career-high 82 tackles in 1997 and was named to the NFL's All-Underrated team
- As a rookie free agent in 1996, not only made the squad but went on to start the final five games of the season and cap his first pro campaign by earning NFL All-Rookie Team honors from *Football News*

#### **PERSONAL:**

- Single and resides in Morton, PA and in Missouri, TX. In Texas, has a four-bedroom house just outside of Houston. His first-floor master bedroom consists of a hidden stairway behind a bookcase that leads to a home theatre on the 2nd floor
- Has a daughter, Hydeia (1/22/97)

#### **HOLLIS' HIP HOP**

First impressed the Eagles with a home-made college highlight tape that showed him wrecking havoc on the field set to rap music courtesy of Eric B & Rakim (I Ain't No Joke and How Can I Move the Crowd?). He sent the tape to every NFL team.





## WHAT TANK DRIVES

With 10 vehicles in his garage, Hollis will be able to drive a different car to Lincoln Financial Field every home game next season, including the preseason.

Here's the most recent list of Tank's rides:

- 2004 Porsche Cayene
- 2003 Lexus GX470
- 2002 Mercedes S430
- 1997 Ford Expedition
- 1996 Chevy Tahoe
- 1995 Chevrolet Capri
- 1995 Cadillac Fleetwood
- 1972 Cutlass 442
- 1970 Chevy Chevelle
- 1969 Chevrolet Impala

- Participated in the 2001 "NFL 101" seminar to help teach the X's and O's of football to women from around the Philadelphia area
- For four seasons (1999-2001) hosted "Inside the Eagles," a weekly program broadcast each Saturday during the season. During his tenure as host, the show received 15 Emmy nominations. In fact, a piece that Thomas hosted from his 2000 off-season conditioning program in Ft. Lauderdale, FL, received best sports feature honors
- Thomas spent a morning visiting the Trenton (NJ) Mercer County Airport Army National Guard base in April of 2002. He met the troops, signed autographs, and got to ride in a Blackhawk helicopter
- Hosts an annual football camp in St. Louis. The camp is free of charge for the children and includes a free asthma test

## COLLECTOR'S EDITION

Some may call Hollis a "pack rat." Others would call him a collector. Over the years he has accumulated quite a selection of items.

Take a look at what he collects:

- DVDs - 1,000 and counting
  - Favorite is "Something About Mary"
  - Shoes - 300 pairs and counting
  - Throwback jerseys - 100 and counting
  - Favorites are his Mean Joe Greene jerseys
  - Homes - 5 (3 in St. Louis, 1 in Houston & 1 in Philadelphia)
  - Watches - 20
  - Suits - 100 and counting
  - Tattoos - Approximately 20
- His two favorites are of his daughter and of his mother



In 2001, Thomas established the Hollis Thomas Foundation. The non-profit charitable organization is dedicated to "inspiring youth to achieve their greatest potential through education by

using athletics as a means for advancement."

The foundation raises money for various St. Louis, MO, youth organizations, and help with the expansion of existing programs. The foundation named the following award recipients for 2004: Mathews-Dickey Boys and Girls Club, Herbert Hoover Boys and Girls Club, SPROG Inc., Kingdom House and the Youth Football Coaches Assoc.

The Foundation's signature fund-raising events are a Youth Football and Cheerleading Mini-Camp, which includes free asthma testing for campers, and a Celebrity Fundraiser, which includes an all-star basketball game, a comedy show, and a fashion show.

For more on Thomas and his charitable endeavors, please log on to [TheTank78.com](http://TheTank78.com)

- Won two 4A state championships in football at Sumner (MO) HS, although he actually attended and graduated from Academy of Math and Science in nearby St. Louis which did not field a football team. Lettered in basketball, however, at Math & Science
- Is a fan of fish that prey and had eight piranha while in college
- Also enjoys video games, traveling, shopping, and cooking. His parents are both chefs. Mrs. Thomas prepared a feast for the team when it traveled to his hometown of St. Louis for the NFC Championship game in 2001
- Is a movie buff who served as a celebrity critic for the *Philadelphia Daily News* in 2001
- Favorites: St. Louis Cardinals (non-football team) and "Practice doesn't make perfect, practicing the right way makes perfect" (quote)
- Was a child development major in college
- Names Bruce Smith and "Mean" Joe Greene as his boyhood idols
- Purchased a house and Mercedes Benz for his mother and one day would like to purchase a restaurant for his father, Jerome King, who is a chef in St. Louis





- Has 3 younger brothers, Cymandric, Jerome, and Biongo, and one sister, Maxine. Biongo graduated from Lane College in Tennessee after receiving a scholarship from NASA, where he worked for a summer. He now attends graduate school at North Carolina A&T. NASA has also agreed to pay for his graduate school at a college of his choice. Cymandric is a counselor in the Philadelphia school district

- Full name: Hollis Thomas

## COLLEGE:

Completed his three-year Northern Illinois career with 202 tackles, including 31 stops for losses. Shared the NIU captainship as a senior, when he was selected to both the *Football News* and coaches' first-team All-Big West Conference squad.

## INJURY HISTORY:

Suffered a left biceps tear vs. NYJ (10/26/03) and was placed on the Injured Reserve list two days later. Had surgery to fix a broken bone in his right foot suffered during training camp of 2002 and was later placed on the Injured Reserve list on 8/27/02. Surgeon Armen Kelikian, of Northwestern Memorial in Chicago, IL, removed the surgical screw that was inserted in Thomas' foot in December of 2001 and used a new screw to repair his fifth metatarsal. Suffered a foot injury in pregame warm-ups vs. NYG (12/30/01) and was placed on the Injured Reserve list the following day, missing the 2001 playoff run. Suffered a torn left biceps tendon at GB (11/29/98) and underwent surgery on 12/2. Was subsequently placed on the Injured Reserve list and missed the final four games of the season. Played the entire 1997 season with a strained abdomen and a dislocated finger.

## HOLLIS THOMAS' CAREER STATISTICS

YEAR	TEAM	GP/GS	TACKLES			QUARTERBACK		KD	FF	FR
			SOLO	AST	TOT	SACKS	HUR			
1996	PHIL.	16/5	45	19	64	1.0	12	1	0	0
1997	PHIL.	16/16	54	28	82	2.5	17	1	1	1
1998	PHIL.	12/12	38	16	54	5.0	8	2	0	1
1999	PHIL.	16/16	39	33	72	1.0	22	1	1	1
2000	PHIL.	16/16	45	36	81	4.0	10	0	3	1
2001	PHIL.	14/14	42	28	70	0.0	8	3	4	1
2002	PHIL.	0/0	INJURED RESERVE				FOOT			
2003	PHIL.	7/2	19	11	30	0.0	8	1	0	0
<b>TOTALS</b>		<b>97/81</b>	<b>282</b>	<b>171</b>	<b>453</b>	<b>13.5</b>	<b>85</b>	<b>9</b>	<b>9</b>	<b>5</b>
<b>PLAYOFFS</b>										
1996	PHIL.	1/0	5	0	5	0.0	0	0	0	0
2000	PHIL.	2/2	7	0	7	1.0	0	0	0	1
2001	PHIL.	0/0	INJURED RESERVE				FOOT			
2002	PHIL.	0/0	INJURED RESERVE				FOOT			
2003	PHIL.	0/0	INJURED RESERVE				BICEPS			
<b>TOTALS</b>		<b>3/2</b>	<b>12</b>	<b>0</b>	<b>12</b>	<b>1.0</b>	<b>0</b>	<b>0</b>	<b>0</b>	<b>1</b>
<b>CAREER HIGHS: TACKLES - Total 11 vs. Dal. 11/5/00; Solo 7 vs. Dal. 11/5/00; SACKS - 2 vs. Wash. 10/11/98</b>										
<b>MILESTONES: First start: at Arz. 11/24/96, First sack: vs. Car. 10/26/96 (QB Kerry Collins).</b>										





## THOMAS GAME-BY-GAME

### 1996 PHILADELPHIA EAGLES

DATE	OPP.	W/L	P/S	S	A	T	Sac	Hur	Int	Yds	Lg	KD	FF	FR
SEP 1	@ WAS	W	1/0	3	1	4	0.0	0	0	0	0	0	0	0
SEP 9	@ GB	L	1/0	1	1	2	0.0	0	0	0	0	0	0	0
SEP 15	@ DET	W	1/0	3	0	3	0.0	0	0	0	0	0	0	0
SEP 22	@ ATL	W	1/0	1	1	2	0.0	1	0	0	0	0	0	0
SEP 30	@ DAL	L	1/0	4	1	5	0.0	0	0	0	0	0	0	0
OCT 13	@ NYG	W	1/0	1	1	2	0.0	0	0	0	0	0	0	0
OCT 20	@ MIA	W	1/0	1	1	2	0.0	0	0	0	0	0	0	0
OCT 27	@ CAR	W	1/0	2	1	3	1.0	1	0	0	0	0	0	0
NOV 3	@ DAL	W	1/0	2	2	4	0.0	1	0	0	0	0	0	0
NOV 10	@ BUF	L	1/0	4	1	5	0.0	1	0	0	0	0	0	0
NOV 17	@ WAS	L	1/0	4	2	6	0.0	2	0	0	0	0	0	0
NOV 24	@ ARZ	L	1/1	5	1	6	0.0	1	0	0	0	0	0	0
DEC 1	@ NYG	W	1/1	4	1	5	0.0	0	0	0	0	0	0	0
DEC 5	@ IND	L	1/1	4	2	6	0.0	2	0	0	0	0	0	0
DEC 14	@ NYJ	W	1/1	1	2	3	0.0	0	0	0	0	0	0	0
DEC 22	@ ARZ	W	1/1	5	1	6	0.0	3	0	0	0	1	0	0

TOTALS 16/16 45 19 64 1.0 12 0 0 0 0 1 0 0

### PLAYOFFS

DEC 29	@ SF	L	1/0	5	0	5	0.0	0	0	0	0	0	0	0
--------	------	---	-----	---	---	---	-----	---	---	---	---	---	---	---

### 1997

DATE	OPP.	W/L	P/S	S	A	T	Sac	Hur	Int	Yds	Lg	KD	FF	FR
AUG 31	@ NYG	L	1/1	2	1	3	0.0	0	0	0	0	0	0	0
SEP 7	@ GB	W	1/1	1	2	3	0.0	2	0	0	0	0	0	0
SEP 15	@ DAL	L	1/1	3	1	4	0.0	0	0	0	0	0	0	0
SEP 28	@ MIN	L	1/1	5	2	7	0.0	5	0	0	0	0	0	0
OCT 5	@ WAS	W	1/1	2	2	4	1.0	2	0	0	0	0	0	0
OCT 12	@ JAX	L	1/1	3	0	3	0.0	0	0	0	0	0	0	0
OCT 19	@ ARZ	W	1/1	2	3	5	0.0	0	0	0	0	0	0	0
OCT 26	@ DAL	W	1/1	5	1	6	0.0	0	0	0	0	0	0	0
NOV 2	@ ARZ	L	1/1	4	4	8	1.5	2	0	0	0	1	0	0
NOV 10	@ SF	L	1/1	5	1	6	0.0	0	0	0	0	0	0	0
NOV 16	@ BAL	T	1/1	4	2	6	0.0	0	0	0	0	1	0	0
NOV 23	@ PIT	W	1/1	5	3	8	0.0	3	0	0	0	0	0	0
NOV 30	@ CIN	W	1/1	1	2	3	0.0	2	0	0	0	0	0	0
DEC 7	@ NYG	L	1/1	5	2	7	0.0	0	0	0	0	0	0	0
DEC 14	@ ATL	L	1/1	5	0	5	0.0	0	0	0	0	0	0	1
DEC 21	@ WAS	L	1/1	2	2	4	0.0	1	0	0	0	0	0	0

TOTALS 16/16 54 28 82 2.5 17 0 0 0 0 1 1 1

### 1998

DATE	OPP.	W/L	P/S	S	A	T	Sac	Hur	Int	Yds	Lg	KD	FF	FR
SEP 6	@ SEA	L	1/1	6	1	7	0.0	0	0	0	0	0	0	0
SEP 13	@ ATL	L	1/1	5	2	7	0.5	2	0	0	0	0	0	0
SEP 20	@ ARZ	L	1/1	2	4	6	0.0	0	0	0	0	0	0	0
SEP 27	@ KC	L	1/1	2	0	2	0.0	2	0	0	0	0	0	0
OCT 4	@ DEN	L	1/1	2	1	3	0.0	0	0	0	0	0	0	0
OCT 11	@ WAS	W	1/1	6	1	7	2.0	0	0	0	0	0	0	0
OCT 18	@ SD	L	1/1	4	3	7	0.5	2	0	0	2	0	0	0
NOV 2	@ DAL	L	1/1	4	1	5	1.0	0	0	0	0	0	0	0
NOV 8	@ DET	W	1/1	3	1	4	0.0	2	0	0	0	0	0	0
NOV 15	@ WAS	L	1/1	1	1	2	1.0	0	0	0	0	0	0	1
NOV 22	@ NYG	L	1/1	1	0	1	0.0	0	0	0	0	0	0	0
NOV 29	@ GB	L	1/1	2	1	3	0.0	0	0	0	0	0	0	0

PLACED ON INJURED RESERVE LIST AFTER BICEPS SURGERY ON 12/2

TOTALS 12/12 38 16 54 5.0 8 0 0 0 0 2 0 1

### 1999

DATE	OPP.	W/L	P/S	S	A	T	Sac	Hur	Int	Yds	Lg	KD	FF	FR
SEP 12	@ ARZ	L	1/1	5	2	7	0.0	1	0	0	0	0	0	0
SEP 19	@ TB	L	1/1	5	2	7	0.0	1	0	0	0	0	0	0
SEP 26	@ BUF	L	1/1	2	2	4	0.0	0	0	0	0	0	0	0
OCT 3	@ NYG	L	1/1	0	1	1	0.0	1	0	0	0	0	0	0
OCT 10	@ DAL	W	1/1	2	1	3	0.0	2	0	0	0	0	0	0
OCT 17	@ CHI	W	1/1	2	3	5	1.0	1	0	0	0	0	0	0
OCT 24	@ MIA	L	1/1	2	2	4	0.0	3	0	0	0	0	0	0
OCT 31	@ NYG	L	1/1	1	4	5	0.0	1	0	0	0	0	0	0
NOV 7	@ CAR	L	1/1	5	4	9	0.0	3	0	0	0	0	0	0
NOV 14	@ WAS	W	1/1	2	3	5	0.0	0	0	0	0	0	0	1
NOV 21	@ IND	L	1/1	2	2	4	0.0	0	0	0	0	0	0	0
NOV 28	@ WAS	L	1/1	4	2	6	0.0	1	0	0	0	0	0	0
DEC 5	@ ARZ	L	1/1	0	2	2	0.0	3	0	0	0	0	0	0
DEC 12	@ DAL	L	1/1	4	0	4	0.0	2	0	0	0	1	0	0
DEC 19	@ NE	W	1/1	1	2	3	0.0	2	0	0	0	0	0	0
JAN 2	@ STL	W	1/1	2	1	3	0.0	1	0	0	0	0	0	0

TOTALS 16/16 39 33 72 1.0 22 0 0 0 0 1 1 1

### 2000

DATE	OPP.	W/L	P/S	S	A	T	Sac	Hur	Int	Yds	Lg	KD	FF	FR
SEP 3	@ DAL	W	1/1	3	0	3	0.0	0	0	0	0	0	0	0
SEP 10	@ NYG	L	1/1	3	3	6	0.0	0	0	0	0	0	0	0
SEP 17	@ GB	L	1/1	4	2	6	1.0	0	0	0	0	0	0	0
SEP 24	@ NO	W	1/1	4	3	7	1.0	0	0	0	0	0	1	0
OCT 1	@ ATL	W	1/1	0	1	1	0.0	1	0	0	0	0	0	0
OCT 8	@ WAS	L	1/1	3	3	6	0.0	1	0	0	0	0	0	0
OCT 15	@ ARZ	W	1/1	2	0	2	0.0	3	0	0	0	0	1	0
OCT 22	@ CHI	W	1/1	4	2	6	1.0	1	0	0	0	0	0	0
OCT 29	@ NYG	L	1/1	2	3	5	0.0	0	0	0	0	0	0	0
NOV 5	@ DAL	W	1/1	7	4	11	0.0	0	0	0	0	0	0	0
NOV 12	@ PIT	W	1/1	2	3	5	0.0	2	0	0	0	0	0	0
NOV 19	@ ARZ	W	1/1	3	4	7	0.0	1	0	0	0	0	0	0
NOV 26	@ WAS	W	1/1	1	2	3	0.0	0	0	0	0	0	0	0
DEC 3	@ TEN	L	1/1	2	3	5	0.0	1	0	0	0	0	0	0
DEC 10	@ CLE	W	1/1	2	2	4	0.0	0	0	0	0	0	0	0
DEC 24	@ CIN	W	1/1	3	1	4	1.0	0	0	0	0	0	0	1

TOTALS 16/16 45 36 81 4.0 10 0 0 0 0 3 1

### PLAYOFFS

DEC 31	@ TB	W	1/1	4	0	4	1.0	0	0	0	0	0	0	0
JAN 7	@ NYG	L	1/1	3	0	3	0.0	0	0	0	0	0	0	0

TOTALS 2/2 7 0 7 1.0 0 0 0 0 0 0 0 1

### 2001

DATE	OPP.	W/L	P/S	S	A	T	Sac	Hur	Int	Yds	Lg	KD	FF	FR
SEP 9	@ STL	L	1/1	1	2	3	0.0	0	0	0	0	0	1	0
SEP 23	@ SEA	W	1/1	0	0	0	0.0	1	0	0	0	0	2	0
SEP 30	@ DAL	W	1/1	0	2	2	0.0	1	0	0	0	0	0	0
OCT 7	@ ARZ	L	1/1	3	2	5	0.0	1	0	0	0	0	0	0
OCT 22	@ NYG	W	1/1	3	5	8	0.0	3	0	0	0	0	0	0
OCT 28	@ OAK	L	1/1	3	3	6	0.0	1	0	0	0	0	0	0
NOV 4	@ ARZ	W	1/1	3	3	6	0.0	0	0	0	0	0	2	0
NOV 11	@ MIN	W	1/1	5	3	8	0.0	1	0	0	0	0	0	0
NOV 18	@ DAL	W	1/1	3	0	3	0.0	0	0	0	0	0	0	0
NOV 25	@ WAS	L	1/1	4	0	4	0.0	0	0	0	0	0	0	0
NOV 29	@ KC	W	1/1	3	4	7	0.0	0	0	0	0	0	0	0
DEC 9	@ SD	W	1/1	6	1	7	0.0	0	0	0	0	0	1	0
DEC 16	@ WAS	W	1/1	4	0	4	0.0	0	0	0	0	0	0	0
DEC 22	@ SF	L	1/1	4	3	7	0.0	0	0	0	0	0	0	0
DEC 30	@ NYG	W	0/0											

WAS PLACED ON IR ON 12/31 FOLLOWING FOOT SURGERY

TOTALS 14/14 42 28 70 0.0 8 0 0 0 0 3 3 1


### 2002

SPENT THE ENTIRE SEASON ON INJURED RESERVE (7/27)

### 2003

DATE	OPP.	W/L	P/S	S	A	T	Sac	Hur	INT	Yds	Lg	KD	FF	FR
SEP 8	TE	L	1/0	4	1	5	0.0	0	0	0	0	0	0	0
SEP 14	NB	L	1/1	6	2	8	0.0	2	0	0	0	0	0	0
SEP 28 @	Buf	W	1/1	1	2	3	0.0	2	0	0	0	0	0	0
OCT 5	Was	W	1/0	2	1	3	0.0	0	0	0	0	1	0	0
OCT 12 @	Dal	L	1/0	4	3	7	0.0	3	0	0	0	0	0	0
OCT 19	NYG	W	1/0	1	1	2	0.0	0	0	0	0	0	0	0
OCT 26	NYI	W	1/0	1	1	2	0.0	1	0	0	0	0	0	0





**Tra Thomas**

**Position:** Tackle

**Height, Weight:** 6-7, 349

**Born:** 11/20/74 in Deland, FL

**College:** Florida State

**High School:** Deland, Deland, FL

**NFL Experience:** 7th (7th as an Eagle)

**Acquired by Eagles:** 01-98 (11th selection overall)

**Originally joined NFL:** Same as above



Big Tra Thomas has made a nice living out of being Donovan McNabb's blindside bodyguard. One of the most accomplished left tackles in his profession as well as in Eagles history, Thomas is a two-time Pro Bowl selection. A mainstay at the left tackle spot since being selected in the first round in 1998, Thomas' goals are much loftier, "I want to be the league MVP as an offensive lineman.

I want to get nine or 10 Pro Bowls under my belt. When people talk about the greatest linemen of all time, they talk about Anthony Munoz and Art Shell and Bob Brown. I want my name in there, too."

#### **BIRDSEED:**

- Invested in 10 rental properties in Florida (4) and Philadelphia (6). His interest in the music industry influenced him to build a recording studio in the basement of his home in Florida

- When Thomas was young he was too big for Pop Warner football, but that didn't stop him from establishing his athletic prowess. "He got his first trophy when he was 4 for swimming," recalled Ethyl Thomas, Tra's mother
- Organized an annual scholarship fund at his alma mater, Deland (FL) HS, which benefits deserving, minority students. There are five, \$5,000 scholarships given annually. He also participates in a book club and toy drive at Deland
- Participated in the development of an exhibit at the Franklin Institute in Philadelphia called "Sports Challenge." A plaster mold of his head was made and a life-size statue was erected of Thomas pouring a Gatorade bucket in a post game celebration
- Said Thomas when asked how he would describe the Eagles offensive line, "We're a dirty group. I don't think people like us too much. We're a dirty, physical group. I think people know that when they come to play us, it's not going to be much fun."

#### **CAREER HIGHLIGHTS:**

- Was part of an offensive line that protected QB Donovan McNabb on his way to his 4th-straight Pro Bowl appearance in 2003. Also helped pave the way for the "Three Headed Monster" RB attack that posted a combined 1,618 rushing yds. and 2,465 total yds. from scrimmage
- A two-time Pro Bowl selection (2002 and 2003), was a first-time starter on the '03 NFC squad. He, RT Jon Runyan, and RG Jermaine Mayberry were the first trio of Eagles offensive linemen to ever go to the Pro Bowl in one season
- Also an All-Pro selection in 2002 by AP, *The Sporting News*, *USA Today Sports Weekly*. Was also named All-NFC by *Pro Football Weekly*
- Started all 16 games in 2002 and helped pave the way for the league's 4th-highest scoring offense (25.9 pts./game), the best output in team history (415)
- Helped Duce Staley notch his 3rd career 1,000-yd rushing season in 2002
- The 2002 offensive line allowed the team's lowest sack total (36) in a 16-game season since 1981 (22)
- Made his first trip to the Pro Bowl following the 2001 season. Was originally selected as the first alternate behind the Rams Orlando Pace (starter), the Redskins Chris Samuels (starter) and the Bears James Williams (reserve). When Pace withdrew from the game due to injury, Thomas filled in just days before the game





- Missed the first game of his career, at TB (1/6/02) as many starters were rested
- Helped RB Correll Buckhalter to a team rookie rushing record 134 yds. vs. Arz. (10/7/01). Buckhalter, (129-586) also broke the Eagles single-season rookie rushing record set by Keith Byars (177-577) in 1986
- In 2000, was selected as the first alternate to the NFC Pro Bowl squad behind Pace, William Roaf, and Korey Stringer
- Was a member of an offensive line that started all 16 regular season games (and both playoff contests) in the same combination in 2000. As such, the Eagles were just one of four clubs to have the unit stay intact throughout the season and, since the NFL went to a 16 game schedule in 1978, became the first Philadelphia team to accomplish that feat
- Helped open up holes during one of the greatest rushing performances in club history as Staley gained 201 yds. in the season opening win at Dal. (9/3/00) and the Eagles, as a team, ran for over 300 yds.
- Helped pave the way for Staley's consecutive 1,000-yd. rushing campaigns in 1998-99
- Earned NFL All-Rookie team honors from *College and Pro Football Newsweekly* in 1998
- In the 4th game of his rookie season vs. KC (9/27/98), held Chiefs all-pro LB Derrick Thomas without a sack or tackle

## PERSONAL:

- Tra and his wife, Rosa Chanea, have two sons
- His father, William "Crane" Thomas, was an offensive tackle at Florida A&M and attended Atlanta's training camp in 1974

- His 550-lb. bench press was a FSU record
- Majored in criminology
- Was a two-way tackle at Deland (FL) HS
- Enjoys fishing, reading, and eating peanut butter and jelly sandwiches
- Full name: William Thomas III

## COLLEGE:

Polished his pass blocking skills during Florida State practices against top-flight defenders such as Andre Wadsworth, Peter Boulware, Reinard Wilson, and Greg Spiers (Boulware and Wilson were NFL 1st round picks in 1997 by Baltimore and Cincinnati, respectively; Wadsworth was the third selection overall in 1998 by Arizona; and Spiers was taken in the 3rd round by New England in 1998). Played the "tight" tackle position, switching from left to right tackle in order to match up against opponents' top pass rushers. As a senior, earned 2nd team All-America honors, 1st team All-Atlantic Coast Conference recognition, and the Jacob's Trophy given to the ACC's top offensive lineman. Helped the Seminoles' offense lead the ACC and rank 8th in the nation with 452.1 total yards per game. Switched to offense after originally being recruited as a defender.

## INJURY HISTORY:

Was inactive at Mia. (12/15/03) due to back spasms.


## THOMAS' CAREER GAMES

**PLAYED/STARTED:** (Eagles 1998-2003); 1998 (16/16), 1999 (16/15), 2000 (16/16), 2001 (15/15), 2002 (16/16), 2003 (15/15), **TOTALS:** (94/93).

**PLAYOFF GAMES PLAYED/STARTED:** 2000 (2/2), 2001 (3/3), 2002 (2/2), 2003 (2/2), **TOTALS:** (9/9).







**Position:** Defensive Tackle

**Height, Weight:** 6-3, 294

**Born:** 6/15/77 in Walterboro, SC

**College:** Tennessee

**High School:** Walterboro, Walterboro, SC

**NFL Experience:** 5th (5th as an Eagle)

**Acquired by Eagles:** Waivers (Arz)  
2000

**Originally joined NFL:** 03-00 by  
Arizona (71st selection overall)

"Engineered to sack." That's the slogan that adorns his personal website. It's what motivates the two-year starter at defensive tackle, who earned his degree in civil engineering and owns his own successful structural engineering firm. With 14.5 sacks since 2002, Walker has played an integral role in the middle of the Eagles defensive line. Not bad for a player that was claimed off waivers from Arizona on 9/12/00. After receiving a steady dose of intense tutoring and coaching by renowned defensive line coach Tommy Brasher, Walker was thrown into the fire in 2002 and flourished. He was rewarded with a 7-year contract extension on 10/22/02 that will keep him in Philadelphia through 2008.

#### **BIRDSEED:**

- With his structural engineering firm, has developed a passion for negotiating business deals, "There's nothing like that rush from closing a deal. It's almost as good as sacking the quarterback."

- Gained strength as a youth by mixing mortar for his father, James, a brick mason by trade. "It taught me how to develop a good work ethic," said Walker, who was 8-years old when he began his summer job. "I'm glad he made me do it. And he paid me too! He also gave me his car after the work day was done. That was a big deal for me." Walker's post-sack celebration simulates raking mortar
- Keeps a set of over-sized "Hulk Hands" in his locker. When he hits something with the gloves they sound like he is breaking through a wall. "They were given to me by a fan. I'm as powerful as the Hulk, so why not? (laughing)"

#### **CAREER HIGHLIGHTS:**

- Ranked 2nd on the team and tied for 4th among all NFL DTs in sacks (6) in 2003. Also recorded career highs in tackles (65) and hurries (19)
- Teamed with Corey Simon in 2003 to register 13.5 sacks, a total that ranked the tandem atop the NFL
- Named to the 2003 NFC All-Pro team by CBS Sportsline.com writer Pete Prisco
- Recorded a career-high 14 tackles vs. Dal. (12/7/03) including a sack (QB Quincy Carter). It was the most tackles by an Eagles defensive linemen since Brandon Whiting notched 14 vs. Dal. in 2000
- Recovered a fumble by Panthers QB Jake Delhomme that was caused by Nate Wayne at Car. (11/30/03)

#### **ENGINEERED TO SACK**

Growing up in a family-owned construction company in South Carolina, Walker went on to earn his degree in civil engineering from Tennessee and later passed the stringent Fundamentals of Engineering examination.

Now, Walker is co-founder of Progressive Engineering, a civil and structural engineering firm in Knoxville, TN. "Engineering is what I love to do most, outside of football," said Walker. "I love being involved in hands-on stuff."

He and his partner, Paul Tucker, have accounted for over \$250 million worth of projects and are planning on establishing an office in Philadelphia.



When asked about similarities between his two occupations, Walker pointed to one aspect - teamwork. "One engineer doesn't do the whole project," said Walker. "It's a collaboration of minds. Teamwork is so vital to our success. Same with football."

Log on to [DarwinWalker.com](http://DarwinWalker.com) for more info.





- Notched a career-high 1.5 sacks vs. NYG (11/16/03) against QB Kerry Collins
- Recovered a Brett Favre fumble in the final seconds at GB (11/10/03) to ensure an Eagles victory
- Sacked QB Chad Pennington late in the game vs. NYJ (10/26/03) to force a 4th-n-long
- In consecutive plays, recorded a sack and then a hurry against Patrick Ramsey. The hurry forced Ramsey to throw an errant pass into the hands of N.D. Kalu who returned it 15 yds. for a TD vs. Was. (10/5/03)
- In 2002, ranked 3rd on the team in sacks (7.5) and 2nd among all defensive linemen in tackles (49), both career highs. His 7.5 sacks tied for 1st among all NFC DT's with TB's Warren Sapp and tied for 2nd in the NFL behind Oak.'s Roderick Coleman (11)
- Was named "Best Player You Probably Don't Know Much About" in 2002 by cnsi.com's Don Banks
- Dropped Michael Vick for an 11-yd sack vs. Atl. (1/11/03) in NFC Divisional playoff game
- Registered at least a half of a sack in six straight games early in 2002 (weeks 2-7) for a total of 6.5. Also forced 2 fumbles and recovered another during that span
- Sacked Quincy Carter, posted 8 tackles and recovered a fumble vs. Dal. (9/22/02)
- Claimed off waivers by the Eagles on 9/12/00 and was inactive for 13 games and both post-season contests

## PERSONAL:

- Single and resides in Marlton, NJ
- Parents, James and Vera, are both licensed contractors and own Walker Construction Company in Walterboro, SC
- Younger sister, Morgan, graduated magna cum laude from South Carolina with a degree in pre-med and exercise science. She earned a full scholarship to USC medical school
- His older brother, James, was an All-ACC free safety at North Carolina State

- Though injuries limited Walker's senior season at Walterboro HS, was still an All-America selection at both linebacker and fullback
- Studied latin in high school
- Was a three-time South Carolina prep shot put and discus titleist
- Full name: Darwin Jamar Walker

## COLLEGE:

Finished his three-year career (1997-99) at Tennessee as a two-time All-SEC selection while amassing career totals of 122 tackles (84 solo), 14 sacks, 4 fumble recoveries and 2 forced fumbles in 35 games (24 starts). Was a third team All-America selection following his senior year, posting 46 tackles, 7 sacks, 8 tackles for a loss and a forced fumble. Set school record with 522-pound bench press. Recipient of the Bill Majors Award given for dedication to football during his junior season in the Volunteer's run to the National Championship. Began his college career at North Carolina State in 1995, appearing in nine games, before transferring to Tennessee after the season. Was also an All-America selection in track in 1998 for his performance in the shot put and discus events.

## DARWIN WALKER'S CAREER STATISTICS

YEAR	TEAM	GP/GS	TACKLES			QUARTERBACK			KD	FF	FR
			SOLO	AST	TOT	SACKS	HUR				
(2000) ARZ.		1/0	0	0	0	0.0	0		0	0	0
(2000) PHIL.		0/0	0	0	0	0.0	0		0	0	0
2000	TOTAL	1/0	0	0	0	0.0	0		0	0	0
2001	PHIL.	10/0	5	3	8	1.0	7		0	0	0
2002	PHIL.	16/16	30	19	49	7.5	17		3	2	1
2003	PHIL.	16/16	36	28	64	6.0	19		0	1	2
TOTALS		43/32	71	50	121	14.5	43		3	3	3

## PLAYOFFS

2000	PHIL.	0/0	0	0	0	0.0	0		0	0	0
2001	PHIL.	3/0	2	0	2	0.0	0		0	0	0
2002	PHIL.	2/2	5	3	8	1.0	0		1	0	0
2003	PHIL.	2/2	5	1	6	0.0	0		0	0	0
TOTALS		7/4	12	4	16	1.0	0		1	0	0

## ADDITIONAL CAREER STATISTICS

SPECIAL TEAMS TACKLES: 2001 (1)

KICKOFF RETURNS: Playoffs 2001 (1-9)

CAREER HIGHS: TACKLES - Total 14 vs. Dal. 12/7/03, Solo 7 vs. Dal.

12/7/03; SACKS 1.5 vs. NYG 11/16/03

MILESTONES: First game: at NYG 9/3/00, First Start: at Ten. 9/8/02, First sack: at TB 1/6/02 (QB Shaun King).





## WALKER GAME-BY-GAME

### 2000 ARIZONA CARDINALS AND PHILADELPHIA EAGLES

DATE OPP. W/L P/S S A T SAC HUR INT Yds Lg KD FF FR  
 SEP 3 @ NYG L 1/0 0 0 0 0.0 0 0 0 0 0 0 0 0  
 WAS CLAIMED OFF WAIVERS BY THE EAGLES ON 9/12 FROM ARZ. AND WAS INACTIVE  
 FOR 13 REGULAR SEASON GAMES AND BOTH POSTSEASON CONTESTS

2001 DATE	OPP.	W/L	P/S	S	A	T	SAC	HUR	INT	Yds	Lg	KD	FF	FR
SEP 9	STL	L	1/0	0	0	0	0.0	0	0	0	0	0	0	0
SEP 23	@ SEA	W	1/0	1	0	1	0.0	0	0	0	0	0	0	0
SEP 30	DAL	W	1/0	2	0	2	0.0	2	0	0	0	0	0	0
OCT 7	ARZ	L	1/0	0	0	0	0.0	0	0	0	0	0	0	0
OCT 22	@ NYG	W	0/0					INACTIVE						
OCT 28	OAK	L	0/0					INACTIVE						
NOV 4	ARZ	W	0/0					INACTIVE						
NOV 11	MIN	W	0/0					INACTIVE						
NOV 18	DAL	W	1/0	0	0	0	0.0	0	0	0	0	0	0	0
NOV 25	WAS	L	1/0	0	0	0	0.0	0	0	0	0	0	0	0
NOV 29	KC	W	1/0	0	0	0	0.0	0	0	0	0	0	0	0
DEC 9	SD	W	0/0					INACTIVE						
DEC 16	@ WAS	W	1/0	0	0	0	0.0	0	0	0	0	0	0	0
DEC 22	@ SF	L	1/0	0	0	0	0.0	0	0	0	0	0	0	0
DEC 30	NYG	W	0/0					INACTIVE						
JAN 6	@ TB	W	1/0	2	3	5	1.0	5	0	0	0	0	0	0
TOTALS			10/0	5	3	8	1.0	7	0	0	0	0	0	0

### PLAYOFFS

JAN 12	TB	W	1/0	1	0	1	0.0	0	0	0	0	0	0	0
JAN 19	@ CHI	W	1/0	0	0	0	0.0	0	0	0	0	0	0	0
JAN 27	@ STL	L	1/0	1	0	1	0.0	0	0	0	0	0	0	0
TOTALS			3/0	2	0	2	0.0	0	0	0	0	0	0	0

### 2002

DATE	OPP.	W/L	P/S	S	A	T	SAC	HUR	INT	Yds	Lg	KD	FF	FR
SEP 8	@ TEN	L	1/1	1	1	2	0.0	0	0	0	0	0	0	0
SEP 16	@ WAS	W	1/1	3	1	4	0.5	2	0	0	0	0	0	0
SEP 22	DAL	W	1/1	6	2	8	1.0	1	0	0	0	0	0	1
SEP 29	HOU	W	1/1	2	0	2	1.0	0	0	0	0	0	0	1
OCT 6	@ JAX	L	1/1	3	3	6	1.0	1	0	0	0	0	0	0
OCT 20	TB	W	1/1	3	4	7	1.0	1	0	0	0	2	0	0
OCT 28	NYG	W	1/1	2	1	3	1.0	1	0	0	0	0	1	0
NOV 3	@ CHI	W	1/1	1	2	3	0.0	0	0	0	0	0	0	0
NOV 10	IND	L	1/1	0	0	0	0.0	1	0	0	0	0	0	0
NOV 17	ARZ	W	1/1	1	1	2	0.0	1	0	0	0	0	1	0
NOV 25	@ SF	W	1/1	3	0	3	1.0	3	0	0	0	1	0	0
DEC 1	STL	W	1/1	0	2	2	0.0	1	0	0	0	0	0	0
DEC 8	@ SEA	W	1/1	2	0	2	0.0	1	0	0	0	0	0	0
DEC 15	WAS	W	1/0	0	1	1	0.0	1	0	0	0	0	0	0
DEC 21	@ DAL	W	1/1	2	0	2	1.0	1	0	0	0	0	0	0
DEC 28	@ NYG	L	1/1	1	1	2	0.0	1	0	0	0	0	0	0

### TOTALS

16/16 30 19 49 7.5 17 0 0 0 3 2 1

### PLAYOFFS

JAN 11	ATL	W	1/1	2	0	2	1.0	0	0	0	0	0	0	0
JAN 19	TB	L	1/1	3	3	6	0.0	0	0	0	0	1	0	0
TOTALS			2/2	5	3	8	1.0	0	0	0	0	1	0	0

### 2003

DATE	OPP.	W/L	P/S	S	A	T	SAC	HUR	INT	Yds	Lg	KD	FF	FR
SEP 8	TB	L	1/1	0	0	0	0.0	1	0	0	0	0	0	0
SEP 14	NE	L	1/1	3	2	5	0.0	1	0	0	0	0	0	0
SEP 28	@ BUF	W	1/1	0	1	1	0.0	1	0	0	0	0	0	0
OCT 5	WAS	W	1/1	3	2	5	1.0	2	0	0	0	0	0	0
OCT 12	@ DAL	L	1/1	2	2	4	0.0	0	0	0	0	0	0	0
OCT 19	@ NYG	W	1/1	2	3	5	0.0	1	0	0	0	1	0	0
OCT 26	NYJ	W	1/1	3	1	4	1.0	0	0	0	0	0	0	0
NOV 2	@ ATL	W	1/1	1	2	3	1.0	2	0	0	0	0	0	0
NOV 10	@ GB	W	1/1	4	0	4	0.0	0	0	0	0	0	0	1
NOV 16	NYG	W	1/1	2	1	3	1.5	5	0	0	0	0	0	0
NOV 23	NO	W	1/1	0	0	0	0.0	0	0	0	0	0	0	0
NOV 30	@ CAR	W	1/1	3	1	4	0.0	0	0	0	0	0	0	1
DEC 7	DAL	W	1/1	7	7	14	1.0	1	0	0	0	0	0	0
DEC 15	@ MIA	W	1/1	3	1	4	0.0	2	0	0	0	0	0	0
DEC 21	SF	L	1/1	1	2	3	0.0	1	0	0	0	0	0	0
DEC 27	@ WAS	W	1/1	3	3	6	0.5	2	0	0	0	0	0	0

### TOTALS

16/16 36 28 64 6.0 19 0 0 0 0 1 2

### PLAYOFFS

JAN 11	GB	W	1/1	2	1	3	0.0	0	0	0	0	0	0	0
JAN 18	CAR	L	1/1	3	0	3	0.0	0	0	0	0	0	0	0
TOTALS			2/2	5	1	6	0.0	0	0	0	0	0	0	0

## NATE WAYNE'S CAREER STATISTICS


YEAR	TEAM	GP/GS	TACKLES			QUARTERBACK		PASSES DEFENDED					FF	FR	STT
			SOLO	AST	TOT	SACKS	HUR	INT	Yds	LG	KD				
1998	DEN.	1/0	0	0	0	0.0	0	0	0	0	0	0	0	0	2
1999	DEN.	15/0	8	2	10	2.0	0	0	0	0	0	0	0	1	6
2000	GB	16/13	82	44	126	2.0	5	0	0	0	6	1	1	4	
2001	GB	12/12	73	31	104	5.5	1	3	55	35	7	1	2	1	
2002	GB	16/15	94	38	132	2.5	7	3	32	25	6	3	2	0	
2003	PHIL.	16/16	70	65	135	3.0	6	1	33	33	4	3	0	0	
TOTALS		76/56	327	180	507	15.0	19	7	120	35	23	8	6	13	
PLAYOFFS															
1998	DEN.	0/0				DEACTIVATED									
2001	GB	2/2	9	7	16	0.0	0	0	0	0	0	0	0	0	0
2002	GB	1/1	6	3	9	0.0	1	0	0	0	0	1	0	0	0
2003	PHIL.	2/2	11	5	16	0.0	0	0	0	0	0	0	0	0	0
TOTALS		5/5	26	15	41	0.0	1	0	0	0	0	1	0	0	0

CAREER HIGHS: TACKLES - Total 16 (twice) last vs. Was. 10/20/02, Solo 12 vs. NYJ 9/3/00; SACKS - 1 (15 times) last at Car. 11/30/03; INTS - 1 (7 times) last at GB 11/10/03, Long 35 yds at Det. 11/22/01

MILESTONES: First game: at Sea. 10/11/98, First start: vs. NYJ 9/3/00, First sack: at SD 11/7/02 (QB Jim Harbaugh), First INT: vs. Was. 9/24/01 (QB Jeff George).







**Nate Wayne**

**Position:** Linebacker  
**Height, Weight:** 6-0, 237  
**Born:** 1/2/75 in Chicago, IL  
**College:** Mississippi  
**High School:** Noxubee, Macon, MS  
**NFL Experience:** 7th (2nd as an Eagle)  
**Acquired by Eagles:** FA (GB) 2003  
**Originally joined NFL:** 07-98 by Denver  
 (219th overall selection)

A speedy linebacker who has shown a penchant for making big plays, Wayne notched his fourth consecutive 100-plus tackle effort in 2003, his first with the Eagles. He also registered 3 sacks, 3 forced fumbles and an interception. Wayne inked a four-year deal with the Eagles on 3/14/03. A 7th-round draft choice of Denver in 1998, he spent his rookie season on the Broncos Super Bowl XXXIII championship squad. After two seasons as a special teams contributor, Wayne was traded to Green Bay during the 2000 pre-season and immediately stepped into the Packers starting lineup.

#### **BIRDSEED:**

- When a teammate noticed a strange, fuzzy object on the top shelf of Wayne's locker following a game, he quickly defended himself, "It's the Energizer rabbit ... and it's just like me. He keep going, and going, and going ..."
- In March 2004, he and his wife, Tamiko, started Atrium Associates LLC, a real estate company based

in Duluth, GA, where he is in the process of building a home

#### **CAREER HIGHLIGHTS:**

- Registered 100-plus tackles (averaging 125) in each of the last four NFL seasons as a starter at WILL linebacker
- Ranked 2nd on the Eagles with a career-high 135 tackles, while leading the squad in TFLs (5) and FFs (3) in 2003
- Tied a playoff career-high with 9 tackles in the NFC Divisional playoff game vs. GB (1/11/04)
- In a 7-game span (10/19/03-11/30/03) posted 3 sacks, 3 forced fumbles and 1 INT, including a sack and a FF in two consecutive games (vs. NO & at Car.)
- Chased down and stripped Jake Delhomme at Car. (11/30/03) which led to a TD
- Nailed QB Aaron Brooks and forced a fumble vs. NO (11/23/03) that led to a TD
- In a MNF appearance vs. his former team at GB (11/10/03), registered a one-handed INT of Brett Favre, his 1st as an Eagle. Also made 11 tackles
- Posted his 1st sack as an Eagle at Atl. (11/2/03 - QB Doug Johnson)
- Recorded a season-high 14 tackles vs. NE (9/14/03)
- Finished his Packers career with 360 tackles, 10 sacks, 6 INTs, 5 forced fumbles and 5 recovered fumbles
- In 2002, led the Packers in tackles with a career-high 132, including 2.5 sacks and a career-best 3 forced fumbles
- Tied a career high with 16 tackles vs. Was. (10/20/02)
- In a Monday night victory vs. Mia. (11/4/02) earned "Horse Trailer" POG honors, recording 10 tackles, 1 FF, 1 FR, 1 INT and a career-high 3 passes defended. Forced and recovered a fumble by Rob Konrad and later intercepted a pass by Ray Lucas
- Batted and intercepted a pass by Joey Harrington deep in Packers territory vs. Det. (11/10/02)



#### **HE'S THE MAN...ON MONDAY NIGHT**

In 9 career starts on Monday Night Football, Wayne has tallied 80 tackles, 4 INTs, 2.5 sacks, 2 FFs and 3 FRs.





- Intercepted Bears' QB Jim Miller in the end zone during the final minutes to help seal 34-21, Monday night triumph at Chi. (10/7/02)
- In 2001 ranked 3rd on the Packers with 102 tackles. Recorded career highs in sacks (5.5) and passes defended (7). Posted the first 3 INTs of his career
- Paced team with 11 tackles in win over Det. on Thanksgiving at Det. (11/22/01). His momentum-changing INT of Charlie Batch at the Packers 11-yard line early in the second half maintained a Green Bay lead in the eventual 29-27 victory
- Posted his first NFL interception (QB Jeff George) vs. Was. (9/24/01)
- Registered 126 tackles in 2000 (2nd on the team), after being traded to Green Bay by Denver on 8/15/00 for the Packers fourth-round draft choice in 2001. Became the starting weak-side linebacker when knee problems sidelined Brian Williams
- Registered a career-high 16 tackles in season opener vs. NYJ (9/3/00)
- Made several big plays at Car. (11/27/00), recovering a fumble that resulted in a TD. Also sacked and forced a fumble by Steve Beuerlein to go along with 12 tackles
- Waived by Den. on 9/18/99, was then signed to the practice squad on 9/21 and then back to the active roster the following day

## POLICING THE FIELD

After earning a degree in criminal justice from Ole Miss, Wayne planned for his future regardless of whether it included football. In February of 1998 following his senior season and prior to the draft, he took the physical training test for the Oxford (MS) Police Department.

Drafted by the Broncos in the 7th round he still continued his pursuit of a career in law enforcement by working as an Oxford police officer for the next three months before reporting to camp. Had he not made the team he would have returned to Oxford and attended the police academy in September. After spending a short time on patrol with a supervisor, Wayne went on patrol by himself and actually had to make one arrest. The arrest came when a local college student was taken into custody for public drunkenness.

"I always wanted to be in law enforcement," said Wayne. "Growing up I thought I would work for the DEA (Drug Enforcement Administration) or the ATF (Bureau of Alcohol, Tobacco and Firearms) someday. I'd love the rush of it."

## "A BOTTLE OF RED ..."

A self-proclaimed connoisseur of wine, Wayne is slowly building a nice collection of his own. A large portion of his collection consists of bottles of red wine, in particular merlot. His current red of choice is a California vintage called Opus One.

The Opus One winery is located in Oakville, CA, right in the heart of the Napa Valley. A bottle of Opus One retails for roughly \$150.

- Allocated to Barcelona of NFL Europe in 1999. Was limited to just three starts due to a hamstring injury
- Saw action in one regular season game as a rookie during Denver's Super Bowl XXXIII championship season

## PERSONAL:

- He and his wife, Tamiko, have a newborn son, Nalen, and two daughters, Nata (9/12/94) and Tamia (6/30/99)
- Nicknamed "Bump" by Shannon Sharpe. For more information on Wayne log on to Bump54.com
- Was an honorable mention all-state and all-district selection at strong safety at Noxubee County HS in Macon, MS
- Also earned all-district honors in basketball 3 times
- Has done work with Big Brothers and Big Sisters. Hosted a bowling tournament in Green Bay to benefit Cerebral Palsy. While in Green Bay also participated in "Coats for Kids," a clothing drive to benefit underprivileged children
- Lists Target as one of his favorite stores. "Most people look at me funny when they see me at Target, but I'm just like them. I can get everything I need there."
- Enjoys playing golf
- Holds a degree in criminal justice
- Credits his high school coach, James T. Thomas, as, "the reason why I'm here." Wayne wasn't going to play football, he didn't really enjoy it. He wanted to play basketball. Coach Thomas talked him into it with lots of encouragement
- Full name: Nathaniel Wayne Jr.

## COLLEGE:

A two-year starter, registered 293 tackles, 8.5 sacks, 3 INTs, 3 FFs, 4 FRs and 13 passes defended. Started at MLB during his final two seasons after beginning his collegiate career at strong-side LB. Earned defensive MVP honors as a junior, when he led the team with a career-high 115 tackles. Redshirted in 1993.





## INJURY HISTORY:

Underwent patellar tendon surgery on his left knee (2/15/02), and played in just the final two preseason games. Suffered a cracked transverse process in his back vs. Chi. (12/9/01) and missed 3 games. Strained patellar tendon in left knee vs. Was. (9/24/01), and

was inactive at Car. (9/30/01). Sprained MCL in right knee during preseason and missed 2 weeks. Suffered hip-pointer at Arz. (9/24/00). Injured his left hamstring and missed a majority of the 1999 NFL Europe Season while with the Barcelona Dragons.

## WAYNE GAME-BY-GAME

1998 DENVER BRONCOS													
DATE	OPP.	W/L	P/S	S	A	T	SAC	HUR	INT	Yds	Lg	KD	FF FR
SEP 7	NE	W	0/0				INACTIVE						
SEP 13	DAL	W	0/0				INACTIVE						
SEP 20	@ OAK	W	0/0				INACTIVE						
SEP 27	@ WAS	W	0/0				INACTIVE						
OCT 4	PHI	W	0/0				INACTIVE						
OCT 11	@ SEA	W	1/0	0	0	0	0.0	0	0	0	0	0	0
OCT 25	JAX	W	0/0				INACTIVE						
NOV 1	@ CIN	W	0/0				INACTIVE						
NOV 8	SD	W	0/0				INACTIVE						
NOV 16	KC	W	0/0				INACTIVE						
NOV 22	OAK	W	0/0				INACTIVE						
NOV 29	@ SD	W	0/0				INACTIVE						
DEC 6	KC	W	0/0				INACTIVE						
DEC 13	@ NYG	L	0/0				INACTIVE						
DEC 21	@ MIA	L	0/0				INACTIVE						
DEC 27	SEA	W	0/0				INACTIVE						
TOTALS			1/0	0	0	0	0.0	0	0	0	0	0	0
PLAYOFFS													
JAN 9	MIA	W	0/0				INACTIVE						
JAN 17	NYJ	W	0/0				INACTIVE						
JAN 31	ATL	W	0/0				INACTIVE						
TOTALS			0/0	0	0	0	0.0	0	0	0	0	0	0

1999													
DATE	OPP.	W/L	P/S	S	A	T	SAC	HUR	INT	Yds	Lg	KD	FF FR
SEP 13	MIA	L	1/0	0	0	0	0.0	0	0	0	0	0	0
RELEASED PRIOR TO THE 9/18 GAME AT KC; SIGNED TO THE PRACTICE SQUAD ON 9/21; Re-SIGNED TO THE ACTIVE ROSTER ON 9/22													
SEP 26	@ TB	L	1/0	1	1	2	0.0	0	0	0	0	0	1
OCT 3	NYJ	L	1/0	0	0	0	0.0	0	0	0	0	0	0
OCT 10	@ OAK	W	1/0	2	1	3	0.0	0	0	0	0	0	0
OCT 17	GB	W	1/0	2	0	2	0.0	0	0	0	0	0	0
OCT 24	NE	L	1/0	0	0	0	0.0	0	0	0	0	0	0
OCT 31	MIN	L	1/0	0	0	0	0.0	0	0	0	0	0	0
NOV 7	@ SD	W	1/0	1	0	1	0.0	0	0	0	0	0	0
NOV 14	SEA	L	1/0	2	0	2	1.0	0	0	0	0	0	0
NOV 22	KC	W	1/0	0	0	0	0.0	0	0	0	0	0	0
DEC 5	OAK	L	1/0	0	0	0	0.0	0	0	0	0	0	0
DEC 13	@ JAX	L	1/0	0	0	0	0.0	0	0	0	0	0	0
DEC 19	SEA	W	1/0	0	0	0	0.0	0	0	0	0	0	0
DEC 25	@ DET	W	1/0	0	0	0	0.0	0	0	0	0	0	0
JAN 2	SD	L	1/0	0	0	0	0.0	0	0	0	0	0	0
TOTALS			15/0	8	2	10	2.0	0	0	0	0	0	1

2000 GREEN BAY PACKERS													
DATE	OPP.	W/L	P/S	S	A	T	SAC	HUR	INT	Yds	Lg	KD	FF FR
SEP 3	NYJ	L	1/1	12	4	8	0.0	0	0	0	0	0	0
SEP 10	@ BUF	L	1/1	4	2	6	1.0	1	0	0	0	0	0
SEP 17	PHI	W	1/1	3	4	7	0.0	0	0	0	0	0	0
SEP 24	@ ARZ	W	1/1	2	3	5	0.0	1	0	0	0	0	0
OCT 1	CHI	L	1/1	5	2	7	0.0	0	0	0	0	0	0
OCT 8	@ DET	L	1/0	0	0	0	0.0	0	0	0	0	0	0
OCT 15	SF	W	1/0	1	0	1	0.0	0	0	0	0	0	0
OCT 29	@ MIA	L	1/0	0	0	0	0.0	0	0	0	0	0	0
NOV 6	MIN	W	1/1	7	5	12	0.0	0	0	0	0	0	0
NOV 12	@ TB	L	1/1	9	4	13	0.0	0	0	0	0	0	0
NOV 19	IND	W	1/1	5	5	10	0.0	0	0	0	2	0	0
NOV 27	@ CAR	L	1/1	9	3	12	1.0	1	0	0	0	1	1
DEC 3	CHI	W	1/1	7	2	9	0.0	1	0	0	1	0	0
DEC 10	@ DET	W	1/1	6	4	10	0.0	1	0	0	1	0	0
DEC 17	MIN	W	1/1	5	2	7	0.0	0	0	0	1	0	0
DEC 24	TB	W	1/1	7	4	11	0.0	0	0	0	1	0	0
TOTALS			16/13	82	44	118	2.0	5	0	0	6	1	1

2001													
DATE	OPP.	W/L	P/S	S	A	T	SAC	HUR	INT	Yds	Lg	KD	FF FR
SEP 9	DET	W	1/1	10	4	14	0.0	1	0	0	0	2	0
SEP 24	WAS	W	1/1	4	1	5	0.5	0	1	18	18	1	0
SEP 30	@ CAR	W	0/0				INACTIVE/KNEE						
OCT 7	@ TB	L	1/1	9	3	12	1.0	0	0	0	0	0	0
OCT 14	BAL	W	1/1	3	4	7	0.0	0	0	0	0	1	0
OCT 21	@ MIN	L	1/1	8	1	9	1.0	0	0	0	0	0	1
NOV 4	TB	W	1/1	6	6	12	1.0	0	0	0	0	0	1
NOV 11	@ CHI	W	1/1	8	4	12	0.0	0	0	0	0	0	0
NOV 18	ATL	L	1/1	4	2	6	1.0	0	1	2	2	1	0
NOV 22	@ DET	W	1/1	8	3	11	0.0	0	1	35	35	1	0
DEC 3	@ JAX	W	1/1	6	0	6	1.0	0	0	0	0	1	0
DEC 9	CHI	W	1/1	2	2	4	0.0	0	0	0	0	0	0
DEC 16	@ TEN	L	0/0				INACTIVE/BACK						
DEC 23	CLE	W	0/0				INACTIVE/BACK						
DEC 30	MIN	W	0/0				INACTIVE/BACK						
JAN 6	@ NYG	W	1/1	5	1	6	0.0	0	0	0	0	0	0
TOTALS			12/12	73	31	104	5.5	1	3	55	35	7	1
PLAYOFFS													
JAN 13	SF	W	1/1	5	4	9	0.0	0	0	0	0	0	0
JAN 20	@ STL	L	1/1	4	3	7	0.0	0	0	0	0	0	0
TOTALS			2/2	9	7	16	0.0	0	0	0	0	0	0

2002													
DATE	OPP.	W/L	P/S	S	A	T	SAC	HUR	INT	Yds	Lg	KD	FF FR
SEP 8	ATL	W	1/1	8	2	10	0.0	0	0	0	0	1	0
SEP 15	@ NO	L	1/1	6	1	7	0.0	1	0	0	0	0	0
SEP 22	@ DET	W	1/1	5	2	7	0.0	0	0	0	0	0	0
SEP 29	@ CAR	W	1/1	5	5	10	0.0	0	0	0	0	0	0
OCT 7	@ CHI	W	1/1	5	1	6	0.0	0	1	25	25	1	0
OCT 13	NE	W	1/1	3	2	5	0.0	1	0	0	0	0	0
OCT 20	WAS	W	1/1	10	6	16	1.0	0	0	0	0	1	1
NOV 4	MIA	W	1/1	9	1	10	0.0	0	1	4	3	1	1
NOV 10	DET	W	1/1	3	3	6	0.0	0	1	3	3	1	0
NOV 17	@ MIN	L	1/1	5	3	8	0.5	2	0	0	0	0	0
NOV 24	@ TB	L	1/1	9	4	13	0.0	0	0	0	0	0	0
DEC 1	CHI	W	1/1	5	2	7	1.0	2	0	0	0	0	1
DEC 8	MIN	W	1/0	5	1	6	0.0	0	0	0	0	0	0
DEC 15	@ SF	W	1/1	4	2	6	0.0	0	0	0	0	0	0
DEC 22	BUF	W	1/1	7	2	9	0.0	1	0	0	0	0	0
DEC 29	@ NYJ	L	1/1	5	1	6	0.0	0	0	0	0	0	0
TOTALS			16/15	94	38	132	2.5	7	3	32	25	6	3
PLAYOFFS													
JAN 4	ATL	L	1/1	6	3	9	0.0	1	0	0	0	0	1

2003 PHILADELPHIA EAGLES																	
DATE	OPP.	W/L	P/S	S	A	T	SAC	HUR	INT	Yds	Lg	KD	FF FR				
SEP 8	NE	L	1/1	5	5	10	0.0	1	0	0	0	1	0				
SEP 14	TB	L	1/1	8	6	14	0.0	1	0	0	0	0	0				
SEP 28	@ BUF	W	1/1	2	2	4	0.0	0	0	0	0	1	0				
OCT 5	@ WAS	W	1/1	0	5	5	0.0	0	0	0	0	0	0				
OCT 12	@ NYG	L	1/1	6	3	9	0.0	0	0	0	0	1	0				
OCT 19	@ DAL	W	1/1	6	2	8	0.0	1	0	0	0	1	1				
OCT 26	NYJ	W	1/1	1	6	7	0.0	0	0	0	0	0	0				
NOV 2	@ ATL	W	1/1	7	6	13	1.0	1	0	0	0	0	0				
NOV 10	GB	W	1/1	6	5	11	0.0	1	1	33	0	0	0				
NOV 16	@ NYG	W	1/1	2	4	6	0.0	1	0	0	0	0	0				
NOV 23	NO	W	1/1	6	3	9	0.0	0	0	0	0	0	1				
NOV 30	@ CAR	W	1/1	3	4	7	1.0	0	0	0	0	0	0				
DEC 7	WAS	W	1/1	4	6	10	0.0	0	0	0	0	0	0				
DEC 15	@ MIA	W	1/1	4	4	8	0.0	0	0	0	0	0	0				
DEC 21	SF	L	1/1	5	4	9	0.0	0	0	0	0	0	0				
DEC 27	@ WAS	W	1/1	5	2	7	0.0	0	0	0	0	0	0				
TOTALS				16	16	70	65	135	3.0	6	1	33	0	4	3	0	
PLAYOFFS																	
JAN 11	GB	W	1/1	7	2	9	0.0	0	0	0	0	0	0	0	0	0	
JAN 18	@ SF	L	1/1	4	3	7	0.0	0	0	0	0	0	0	0	0	0	
TOTALS				2	2	11	5	16	0.0	0	0	0	0	0	0	0	0





**Position:** Running Back

**Height, Weight:** 5-10, 205

**Born:** 9/2/79 in Washington, DC

**College:** Villanova

**High School:** DeMatha, Hyattsville, MD

**NFL Experience:** 3rd (3rd as an Eagle)

**Acquired by Eagles:** 03-02 (91st selection overall)

**Originally joined NFL:** Same as above

"He never did learn how to walk," said his mother, Zelda. "He ran to do everything." And he has not stopped. An explosive weapon as a running back, receiver, and kick returner, Brian Westbrook had one of the most electrifying seasons in team history in 2003. He amassed 13 total touchdowns (4th-most in team history), including two 80-plus-yard punt returns for scores (a team record), led the team in rushing (613 yards) and finished 2nd in receptions (37). "I think Brian Westbrook reminds me of a young Marshall Faulk," said FOX Sports and HBO Sports Cris Collinsworth. "I know that is a major statement, but this kid can play. He makes great catches coming out of the backfield and gives them speed around the corner." A third round draft choice in 2002, Westbrook was one of the most decorated players in NCAA Division I-AA history at nearby Villanova. Said head coach Andy Reid, "For the first ten yards, there are not a lot of people in this league that are as explosive as him."

## BIRDSEED:

- Received several write-in votes in the 2003 Philadelphia Mayoral election. Also received write-in votes for Supreme Court Justice, Superior Court Judge, Traffic Court Judge, and registrar of wills. Said Westbrook of the news, "That's great! Maybe one day I'll decide to switch careers, but for now, I'm happy as an Eagle."
- Posed with his mother, Zelda, for a Mother's Day photo shoot for *Philadelphia Magazine*. Said Westbrook after seeing the picture with his mother, "That was a great experience to be in the Philadelphia magazine for Mother's Day. It was a great opportunity for people to see what a great influence she has been in my life."
- In 2003, organized "The Westbrook Bowl," a celebrity bowling tournament that benefits the Variety Club of Philadelphia
- Nicknamed "Seabiscuit" by defensive coordinator Jim Johnson following his last-minute, game-winning gallop down the sidelines to beat the Giants with an 84-yd. punt return for a TD
- A fan of mafia movies, his Rottweiler, Capone, is named after the famous Chicago mobster

## CAREER HIGHLIGHTS:

- Named to Howie Long's 2003 Tough Guy Team
- In 2003, his 13 TDs ranked 8th in the NFL and 7th among NFL RBs in 2003. Only two Eagles have scored more TDs in one season in team history
- Also led the team in rushing with 613 yds in 2003
- Ranked 2nd in the NFL and 1st in the NFC in 2003 in punt return avg. (15.3). His season avg. ranked 2nd in team history
- With 2 punt returns for TDs in 2003, became the first Eagle to have 2 PRs for a TD in a single season and tied Brian Mitchell (2000-02) and Steve Van Buren (1944-51) for the Eagles career lead in PRs for TD (2)
- Was the only player in the NFL to have 300-or-more yds. rushing (613), receiving (332), on punt returns (306) and on kickoff returns (487). Was also the first NFL player to amass over 300 yards in each of those categories in a season since Brian Mitchell (1995)
- Became the first Eagle since Timmy Brown in 1964 to attempt a rush, catch a pass, and return both a punt and a kickoff in a single game in three consecutive games





- Recorded a rushing TD in 4 straight games (3-6 of 2003) for the first since Ricky Watters in 1996
- Ranked 3rd among NFL RBs with a 5.0 yds./touch avg. in 2003 (min. 100 touches)
- Was the only player in the NFL in 2003 to score a TD rushing (7), receiving (4) and by return (2)
- Was part of the Eagles "Three-Headed Monster" RB attack in 2003 that accounted for 1,618 rushing yards, 2,157 total yards from scrimmage and 29 total TDs. The Eagles were the first team to have 3 RBs with 7-plus TDs (Westbrook 13, Buckhalter 9, Staley 7) since the St. Louis Cardinals in 1979 (Otis Anderson, 10; Wayne Morris, 9; and Theotis Brown, 7). The trio scored at least one TD in 14 games in 2003
- Registered his 2nd career punt return for a TD vs. SF (12/21/03), an 81 ydr
- Scored 2 TDs at Mia. (12/15/02), first on a 21-yd. draw play and then on a 25-yd. reception from WR Freddie Mitchell. The rushing TD, on the 3rd play from scrimmage, was the fastest touchdown to start a game by the Eagles offense since Ollie Matson scored 35 seconds into the game at NYG (10/18/64)
- In 2 games vs. the Giants in 2003, had 5 TDs and 331 combined net yds.
- Notched a career-high 3 TDs vs. NYG (11/16/03), scoring on a 4-yd. rushing TD and 2 TD passes from McNabb. Became the 1st Eagle with 3 TDs in a game since Duce Staley vs. KC in 1998. Had a career-high 108 yds. from scrimmage (48 rus., 60 rec.)
- Earned NFC special teams POW with a career-long, game-winning 84-yd. punt return for a TD with 1:34 remaining at NYG (10/19/03). It was the first of his career and the 2nd-longest in team history. His 233 combined net yds. were a career high



**84 YARDS LATER ...**  
**THE PLAY THAT SAVED THE SEASON**  
*Photo by Hunter Martin*

- Broke a career-long 62-yd. TD run to seal the victory at Buf. (9/28/03) for his 1st career TD. The run was the longest by an Eagle since Brian Mitchell posted an 85-yd. TD vs. Atl. in 2000
- Appeared in 15 games (3 starts) as a rookie and rushed 46 times for 193 yds. and caught 9 passes for 96 yds.
- Fired a 25-yd TD pass to WR Todd Pinkston vs. Dal. (9/22/02). He received a pitch from McNabb, rolled right and hit his target in the corner of the end zone
- Made his first professional start in front of his hometown crowd on Monday Night Football at Was. (9/16/02)
- In his NFL debut at Ten. (9/8/02), led all Eagles rushers with 42 yds.

#### PERSONAL:

- Single and resides in Ft. Washington, MD
- Filmed a commercial for Campbell's Chunky Soup with teammates Donovan McNabb, Tra Thomas, Jermaine Mayberry, Artis Hicks, Hank Fraley, David Akers, and Chad Lewis in 2004

#### TAKIN' IT TO THE STREETS



In June of 2004, Brian Westbrook teamed with the Police Athletic League of Philadelphia to host the "Celebrity Streetball Charity Tournament." Westbrook and a number of his celebrity friends, including teammates Donovan McNabb, Terrell Owens and Freddie Mitchell, were in attendance to work the tournament and sign autographs for fans. All proceeds from the event benefit PAL.





- Nicknamed "B-Rabbit" by Juan Castillo, the Eagles offensive line coach, for his rabbit-like moves and reflexes
- Visited Children's Hospital of Philadelphia in 2002 and worked with patients to create patriotic decorations to be displayed around CHOP as well as to be sent to local firefighters
- Earned his bachelors degree in management information systems in the spring of 2001 and began work on his MBA the following fall
- Was a childhood friend of Sean Gustus, a scout for the Eagles
- Earned A-10 All-Academic Team honors
- Was also a 3-year member of the honor roll at DeMatha HS in Hyattsville, MD
- His father, Ronald, played football and baseball at Union College
- Brother, Byron, is currently a cornerback at Salisbury State
- Started to play golf in 2004. Also enjoys playing pool and bought his own pool stick in hopes of improving his game
- Played for legendary coach Morgan Wootten as the starting point guard on the nationally recognized basketball team, leading the squad in FG pct. and assists
- Full name: Brian Collins Westbrook

## **COLLEGE:**

One of the most decorated players in NCAA Division I-AA history, holds the all-time NCAA record with 9,885 all-purpose yards, breaking the 9,301 yards accumulated by Brian Shay of Emporia State. In 46 career games, scored 542 points with 84 TDs, carried the ball 725 times for 4,499 yards (6.2 avg.), caught 219 passes for 2,639 yards and gained 2,433 yards and 4 TDs on kickoff returns. Along the way, established 41 school, 13 Atlantic Ten Conference and 5 NCAA records. Became the only player in I-AA history to score 160 or more points twice in a career and the first player in the history of college football at any level

## **MOB HITS**

In a time when the "Sopranos" has become a part of pop culture, nobody on the Eagles roster is a bigger fan of mob movies than Brian Westbrook.

"I just like to sit down and watch the way the mob works," said Westbrook. "The sense of family and honor is incredible. Sometimes I can't believe that these organizations are out there."

## **WESTBROOK'S TOP FIVE MOB MOVIES**

1. The Godfather (Part I)
2. A Bronx Tale
3. Carlito's Way
4. Scarface
5. Goodfellas

with 1,000 rushing and 1,000 receiving yards in one season (1998). Is one of only two players in Villanova history to rush for over 1,000 yards in a season and he accomplished that feat three times. Was a consensus All-America and two-time A-10 offensive player of the year and was the 2001 recipient of the Walter Payton Award (top player in NCAA Division I-AA). As a senior, amassed 2,823 yds. combined net yds. and scored 29 TDs - was 249-1,603-6.4-22TDs rushing, 59-658-6TDs receiving, 17-440-1TD on kickoff returns and 8-122 on punt returns. Set a school single-game record with five total TDs vs. James Madison and vs. Colgate. Set the school's rushing record with a 287-yard game vs. Hofstra. Sat out the 1999 season after reconstructive surgery on his ACL. In 1998, set an NCAA Division I-AA record for all-purpose yards with 3,026, including a school-record 428 in the season opener vs. Pittsburgh.

## **INJURY HISTORY:**

Suffered a torn tricep tendon in his left arm in the season finale at Was. (12/27/03) and had season-ending surgery on 1/6/04. Incurred a high ankle sprain vs. NYJ (10/26/03) and missed one game. Had surgery on 2/18/03 to repair an injured wrist suffered on 1/7/03. Left game at Sea. (12/8/02) with sprained ankle and missed one game.





## BRIAN WESTBROOK'S CAREER STATISTICS

YEAR TEAM	GP/GS	RUSHING				RECEIVING				PUNT RETURNS				KICKOFF RETURNS			
		No.	Yds.	Avg.	LG	TD	No.	Yds.	Avg.	LG	TD	No.	FC	Yds.	Avg.	LG	TD
2002 PHIL.	15/3	46	193	4.2	18	0	9	86	9.6	20	0	0	0	0.0	0	0	0
2003 PHIL.	15/8	117	613	5.2	62T	7	37	332	9.0	38	4	20	16	306	15.3	84T	2
<b>TOTALS</b>	<b>30/11</b>	<b>163</b>	<b>806</b>	<b>4.9</b>	<b>62T</b>	<b>7</b>	<b>46</b>	<b>418</b>	<b>9.0</b>	<b>38</b>	<b>4</b>	<b>20</b>	<b>16</b>	<b>306</b>	<b>15.3</b>	<b>84T</b>	<b>2</b>

### PLAYOFFS

2002 PHIL.	2/1	3	5	1.7	3	0	3	25	8.3	13	0	0	0	0.0	0	0	0
2003 PHIL.	0/0						INJURED RESERVE - TRICEPS										
<b>TOTALS</b>	<b>2/1</b>	<b>3</b>	<b>5</b>	<b>1.7</b>	<b>3</b>	<b>0</b>	<b>3</b>	<b>25</b>	<b>8.3</b>	<b>13</b>	<b>0</b>	<b>0</b>	<b>0</b>	<b>0.0</b>	<b>0</b>	<b>0</b>	<b>0</b>

### ADDITIONAL STATISTICS

PASSING: 2002 (1-1-25-1TD vs. Dal. 9/22/02)

SPECIAL TEAMS TACKLES: 2002 (12), 2003 (5), TOTAL (17)

**CAREER HIGHS:** RUSHING - Atts. 15 vs. NYG 10/19/03, Yds. 96 at Buf. 9/28/03, Long 62t at Buf. 9/28/03, TDs 1 (seven times) last at Mia. 12/15/03; RECEIVING - Recepts. 5 (three times) last vs. SF 12/21/03, Yds. 60 vs. NYG 11/16/03, Long 38 vs. NO 11/23/03, TDs 2 vs. NYG 11/16/03; KICKOFF RETURNS - No. 6 vs. NE 9/14/03, Yards 123 vs. NE 9/14/03, Long 47 vs. TB 9/8/03; PUNT RETURNS - No. 4 vs. NE 9/14/03, Yds. 91 vs. SF 12/21/03, Long 84t at NYG 10/19/03, TDs 1 (twice) last vs. SF 12/21/03.

**MILESTONES:** First start: at Was. 9/16/02, First rushing attempt: at Ten. 9/8/02, First reception: at Was. 9/16/02 (QB Donovan McNabb), First rushing TD: 9/28/03 at Buf., First TD reception: vs. NYG 11/16/03, First punt return for a TD: 84t at NYG 10/19/03, First TD pass: vs. Dal. 9/22/02 (25 yds. to Todd Pinkston).

## WESTBROOK GAME-BY-GAME

2002 PHILADELPHIA EAGLES	DATE	OPP.	W/L	GP/GS	RUSHING				RECEIVING				PUNT RETURNS				KICKOFF RETURNS				Tot. Yds.
					No.	Yds.	Avg.	LG	TD	No.	Yds.	Avg.	LG	TD	No.	FC	Yds.	Avg.	LG	TD	
SEP 8	@ TEN	L	1/0		8	42	5.3	12	0	0	0	0.0	0	0	0	0	0.0	0	0	0	42
SEP 16	@ WAS	W	1/1		2	12	6.0	10	0	1	20	20.0	20	0	0	0	0.0	0	0	0	32
SEP 22	DAL	W	1/0		4	0	0.0	3	0	1	13	13.0	13	0	0	0	0.0	0	0	0	13
SEP 29	HOU	W	1/0		4	7	1.8	4	0	1	3	3.0	3	0	0	0	0.0	0	0	0	10
OCT 6	@ JAX	L	1/0		1	1	1.0	1	0	2	17	8.5	11	0	0	0	0.0	0	0	0	18
OCT 20	TB	W	1/0		1	-1	-1.0	-1	0	0	0	0.0	0	0	0	0	0.0	0	0	0	-1
OCT 28	NYG	W	1/0		3	29	9.7	15	0	0	0	0.0	0	0	0	0	0.0	0	0	0	29
NOV 3	@ CHI	W	1/1		4	12	3.0	10	0	0	0	0.0	0	0	0	0	0.0	0	0	0	12
NOV 10	IND	L	1/0		1	-1	-1.0	-1	0	2	25	12.5	18	0	0	0	0.0	0	0	0	24
NOV 17	ARZ	W	1/0		4	16	4.0	7	0	0	0	0.0	0	0	0	0	0.0	0	0	0	16
NOV 25	@ SF	W	1/0		3	10	3.3	4	0	0	0	0.0	0	0	0	0	0.0	0	0	0	10
DEC 1	STL	W	1/0		1	4	4.0	4	0	1	9	9.0	9	0	0	0	0.0	0	0	0	13
DEC 8	@ SEA	W	1/1		2	7	3.5	6	0	0	0	0.0	0	0	0	0	0.0	0	0	0	7
DEC 15	WAS	W	0/0							INACTIVE/ANKLE											
DEC 21	@ DAL	W	1/0		8	55	6.9	18	0	1	-1	-1.0	-1	0	0	0	0.0	0	0	0	54
DEC 28	@ NYG	L	1/0		0	0	0.0	0	0	0	0	0.0	0	0	0	0	0.0	0	0	0	0
<b>TOTALS</b>	<b>15/3</b>				<b>46</b>	<b>193</b>	<b>4.2</b>	<b>18</b>	<b>0</b>	<b>9</b>	<b>86</b>	<b>9.6</b>	<b>20</b>	<b>0</b>	<b>0</b>	<b>0</b>	<b>0.0</b>	<b>0</b>	<b>0</b>	<b>0</b>	<b>279</b>

### PLAYOFFS

JAN 11	ATL	W	1/1		1	0	0.0	0	0	2	17	8.5	13	0	0	0	0.0	0	0	0	17
JAN 19	TB	L	1/0		2	5	2.5	3	0	1	8	8.0	8	0	0	0	0.0	0	0	0	13
<b>TOTALS</b>	<b>2/1</b>				<b>3</b>	<b>5</b>	<b>1.7</b>	<b>3</b>	<b>0</b>	<b>3</b>	<b>25</b>	<b>8.3</b>	<b>13</b>	<b>0</b>	<b>0</b>	<b>0</b>	<b>0.0</b>	<b>0</b>	<b>0</b>	<b>0</b>	<b>30</b>

2003	DATE	OPP.	W/L	GP/GS	RUSHING				RECEIVING				PUNT RETURNS				KICKOFF RETURNS				Tot. Yds.
					No.	Yds.	Avg.	LG	TD	No.	Yds.	Avg.	LG	TD	No.	FC	Yds.	Avg.	LG	TD	
SEP 8	TB	L	1/0		2	5	2.5	4	0	0	0	0.0	0	0	0	0	0.0	0	0	0	74
SEP 14	NE	L	1/0		6	29	4.8	9	0	1	7	7.0	7	0	4	1	29	7.3	18	0	188
SEP 28	@ BUF	W	1/1		11	96	8.7	62T	1	1	5	5.0	5	0	3	1	23	7.7	12	0	173
OCT 5	WAS	W	1/0		11	64	5.8	19T	1	4	15	3.8	11	0	2	3	28	14.0	17	0	181
OCT 12	@ DAL	L	1/1		8	37	4.6	21	1	0	0	0.0	0	0	1	3	11	11.0	11	0	64
OCT 19	@ NYG	W	1/1		15	67	4.5	18	1	3	11	3.7	6	0	2	2	84	42.0	84T	1	223
OCT 26	NYJ	W	1/0		5	25	5.0	8	0	2	16	8.0	11	0	0	0	0.0	0	0	0	112
NOV 2	@ ATL	W	0/0							INACTIVE/ANKLE											
NOV 10	@ GB	W	1/0		5	1	0.2	3	0	0	0	0.0	0	0	0	0	0.0	0	0	0	1
NOV 16	NYG	W	1/1		9	48	5.3	23	1	5	60	12.0	29T	2	1	2	0	0.0	0	0	108
NOV 23	NO	W	1/1		9	52	5.8	15T	1	3	47	15.7	38	0	1	0	15	15.0	15	0	114
NOV 30	@ CAR	W	1/0		12	64	5.3	20	0	5	32	6.4	15	0	2	0	11	5.5	6	0	107
DEC 7	DAL	W	1/0		7	31	4.4	8	0	3	40	13.3	20	1	2	1	14	7.0	11	0	109
DEC 15	@ MIA	W	1/1		8	59	7.4	28	1	3	45	15.0	25T	1	0	1	0	0.0	0	0	104
DEC 21	SF	L	1/1		5	29	5.8	13	0	5	39	7.8	20	0	2	1	91	45.5	81T	1	159
DEC 27	@ WAS	W	1/1		4	6	1.5	4	0	2	15	7.5	17	0	0	0	0.0	0	0	0	21
<b>TOTALS</b>	<b>15/8</b>				<b>117</b>	<b>613</b>	<b>5.2</b>	<b>62T</b>	<b>7</b>	<b>37</b>	<b>332</b>	<b>9.0</b>	<b>38</b>	<b>4</b>	<b>20</b>	<b>16</b>	<b>306</b>	<b>15.3</b>	<b>84T</b>	<b>2</b>	<b>1738</b>


WAS PLACED ON THE INJURED RESERVE LIST ON 1/7/04 FOLLOWING SURGERY TO REPAIR A TORN TRICEPS TENDON





## 2004 DRAFT CHOICES

1	Shawn Andrews, T/G, Arkansas (16)	6	Andy Hall, QB, Delaware (185)
3	Matt Ware, CB, UCLA (89)	6	Dexter Wynn, CB, Colorado State (192)
4	J.R. Reed, S, South Florida (129)	7	Adrien Clarke, G, Ohio State (227)
4	Trey Darilek, T/G, Texas-El Paso (131)	7	Bruce Perry, RB, Maryland (242)
5	Thomas Tapeh, FB, Minnesota (162)	7	Dominic Furio, C, UNLV (243)



**Shawn Andrews**

**Position:** Tackle/Guard

**Height, Weight:** 6-4, 340

**Born:** 12/25/82 in Camden, AR

**College:** Arkansas

**High School:** Fairview, Camden, AR

**Acquired by Eagles:** DI-04 (16th selection overall)

An explosive blocker and a consensus All-America selection, Andrews was the only finalist for the both the Lombardi Award (top lineman) and the Outland Trophy (best interior lineman) in 2003. Became just the 11th player in SEC history to earn the Jacobs Award (SEC's best blocker) in consecutive years (2002-03). Allowed just 2 sacks in 35 career games. Was the 2nd offensive lineman selected in 2004 (Robert Gallery, 2nd overall by Oakland). The Eagles traded a 1st and 2nd round pick (28th and 58th overall) to the 49ers in order to move up to the #16 pick.

### BIRDSEED:

- Left school early to help his mother, Linda, who was laid off when the International Paper Company in Camden, Ark., was closed. Said Shawn, "I just

couldn't stand to see her struggle, wondering if this bill was going to get paid or if the lights were going to get cut off."

- His older brother, Stacy, an offensive lineman from Mississippi, was a 4th round draft choice of Cincinnati in 2004. They faced each other in college in 2003
- As a freshman in 2001, played in Arkansas' historic 58-56, 7-OT win vs. Mississippi, as the team boasted three individual 100-yard rushing efforts and 521 yards of total offense against the Rebels
- Was a member of the Fayetteville (AR) Community Outreach program, working with mental health patients and was featured during the NFL Draft in a public service announcement

### PERSONAL:


- Resides in Camden, AR
- Attended Camden Fairview HS, earning first-team All-America honors. Was also a standout track athlete in the shot put and discus
- Began taking voice lessons in 2004. Has performed in a number of choirs throughout his life. Says his voice ranges between a tenor and a baritone. "Someday I want to give 'American Idol' a try"
- Majoring in communications
- His brother, Derrick, is a sergeant in the U.S. Army who served in Iraq in 2003
- Full name: Shawn Cornelius Andrews

### COLLEGE:

As a junior, helped Arkansas led the SEC and rank 7th nationally in rushing with 241.3 yds./game. The Razorbacks also led the SEC and ranked 22nd in the country with 431.3 yards/game in total offense. Also saw action at fullback, scoring 2 TDs. In 2002, became the first sophomore in school history to earn first-team All-America honors as the Razorbacks were the SEC's top rushing team and the 12th-ranked rushing offense in the nation. Was the third freshman in team history to start on the O-line, as he manned the RT spot for the last 9 games and Cotton Bowl, earning AP first-team Freshman All-America honors.







**Position:** Cornerback

**Height, Weight:** 6-2, 210

**Born:** 12/2/82 in Santa Monica, CA

**College:** UCLA

**High School:** Loyola, Los Angeles, CA

**Acquired by Eagles:** 03-04 (89th selection overall)

A three-year starter at both cornerback and free safety, Ware recorded 117 tackles, 1 sack, 8 interceptions and 2 blocked kicks during his career. In 2001, became the first true freshman to start every game in

2001 and was named Pac-10 freshman of the year by The Sporting News and earned first-team freshman All-America honors by the Football Writers Association. Grabbed 5 INTs and also saw action as an option quarterback. Was switched to free safety for the first 3 games in 2002 before returning to cornerback. Despite the position change, earned first-team All-Pac 10 honors with a career-high 51 tackles, 1 INT, 1 sack, 2 forced fumbles and a blocked punt. Notched 34 tackles and 2 INTs in 2003.

#### **BIRDSEED:**

- Drafted in the 21st round of the 2001 MLB Draft by Seattle, he spent the summers of 2002 and 2003 playing outfield for Seattle's Peoria franchise
- Aspires to become a physical therapist or trainer once he finishes playing football

#### **PERSONAL:**


- Single and resides in Malibu, CA
- His parents, Bernard and Julie Ware, both attended UCLA
- Attended Loyola HS in Los Angeles. Playing quarterback and free safety, earned *USA Today* and *Parade* All-America honors. Also named the *LA Times* All-Central City Player of the Year, while earning CIF-SS Division I Player of the Year
- As a senior, passed for over 1,000 yards and 16 TDs and rushed for 1,161 yards and 17 TDs. Added 59 tackles, 4 INTs, and 6 FFs on defense. Also lettered in track and baseball
- Majored in sociology
- Full name: Matthew Jesse Ware

## EAGLES NFL/NFC ROOKIES OF THE YEAR

- 1951** TE/K Bobby Walston (NFL)  
31 catches for 512 yards and 8 TDs; 6 field goals and 28 PATs; 94 total points.
- 1973** TE Charles Young (NFC)  
55 catches for 854 yards and 6 touchdowns; Pro Bowl selection
- 1984** K Paul McFadden (NFC)  
30-37 field goals, 26-27 extra points; 116 total points
- 1988** TE Keith Jackson (NFL)  
81 catches for 869 yards and 6 touchdowns; Pro Bowl selection







**J.R.  
Reed**

**30**

**Position:** Safety

**Height, Weight:** 5-11, 202

**Born:** 2/1/82 in Tampa, FL

**College:** South Florida

**High School:** Hillsborough, Tampa, FL


**Acquired by Eagles:** 04a-04 (129th selection overall)

A big-play artist in college, Reed led the nation in kickoff returns with a 31.7-yard average in 2003 and scored TDs on kickoff returns, INTs, and fumble recoveries. Started 33 games during his career, recording 301 tackles (3rd in school history), 18 INTs (most in school history), 5 fumble recoveries (2 for TDs), and 3 forced fumbles. Played in the Gridiron Classic All-Star game following his senior season. In his final game of his career vs. Memphis, scored two touchdowns (96-yard KOR, 45-yard fumble return), and set up another score with one of his 3 INTs in the 21-16 win. Became the first player in school history to score on a kickoff return and fumble recovery in the same season. Served as a reserve CB as a freshman in 2000, before taking over at free safety the following year where he modeled his game after Eagles FS Brian Dawkins.

#### **PERSONAL:**

- Majored in computer engineering and business administration
- Graduated from Hillsborough HS in Tampa, where he was a three-year starter. Earned all-conference and all-district honors in 1999, helping his school advance to the state regional finals

- An outstanding student, was a member of the National Honor Society, an Honor Roll student, and was listed in Who's Who of America High School Students. Had a dual enrollment at Hillsborough CC as a senior in high school



**Trey  
Darilek**

**66**

**Position:** Tackle/Guard

**Height, Weight:** 6-5, 310

**Born:** 4/23/81 in San Antonio, TX

**College:** Texas-El Paso

**High School:** Robert E. Lee, San Antonio, TX

**Acquired by Eagles:** 04b-04 (131st selection overall)

A mainstay on the offensive line at UTEP from 2000-03, Darilek (pronounced DAJ-a-lek) posted 43 starts (30 at RT and all 13 at LT as senior) and earned All-WAC first team honors as a senior. The team averaged 367 yards of total offense per game in 2003, including 169.3 yards rushing per game. The Miners accumulated 4,771 yards of offense, the 2nd-best mark in school history. Made 7 starts as a junior before tearing his MCL against Rice but still garnered All-WAC honorable mention acclaim. Redshirted in 1999.

#### **PERSONAL:**

- Majored in marketing
- Played TE (32-450-1TD receiving) and DE at Robert E. Lee HS in San Antonio where he earned all-district and all-city honors as a junior and senior
- Full Name: Trey Keith Darilek (pronounced DAJ-a-lek)







**Position:** Fullback

**Height, Weight:** 6-1, 243

**Born:** 3/28/80 in Monrovia, Liberia

**College:** Minnesota

**High School:** Johnson, St. Paul, MN

**Acquired by Eagles:** 05-04 (162nd selection overall)


A bruising fullback who also saw time in one-back offensive sets, Tapeh, a native of Liberia, played in 43 games (15 starts), totaling 1,957 yards and 24 TDs on 410 carries. Also went 18-213-2TDs receiving. As a senior, helped the Gophers rank 3rd in the nation in rushing with 119-570-11TDs rushing numbers, including 3 TDs in the Sun Bowl. In 2002, posted 905 rushing yards and 8 TDs. As a freshman, ran for 344 yds. and 2 TDs and connected with WR Ron Johnson on a 64-yd.TD pass vs. Penn State before suffering a season-ending foot injury. Redshirted in 1999.

## PERSONAL:

- Grew up playing soccer in Liberia before moving with his mother, Cecily Woiwor, and his two sisters, Vicky and Winifred, to St. Paul when he was 9 years old. Said Tapeh of that transition, "I had to learn how to speak English. I was alone. All I had was my mother and sisters. I really did not fit in with the other kids and I did not have any friends. So it was real hard for me."
- Credits cartoons for helping him learn English. "Cartoons helped me a lot. There was 'Tailspin.' There was 'Thundercats.' All those cartoons, that's what I watched, and I mimicked how they spoke. Later on I figured out how the words were put together."
- Also has a brother, Archie, and another sister, Amy
- Resides in a home in St. Paul, MN, built by Habitat for Humanity. Thomas, in fact, helped build that house.
- Growing up without a father in his life, Tapeh receive special guidance from Von Shepard, his high school guidance counselor, and Steven Scroggins, his junior high basketball coach. Shepard engrained this quote into Tapeh, "If there is no enemy from within, the enemy inside can do you no harm."
- Graduated with a degree in family social sciences and youth studies. "I want to change lives they way Steve and Von along with my extended family did with me," said Tapeh. "If they can change my life, I want to be in a position to change many more."
- Was a USA Today second-team All American and Minnesota State Player of the Year at Johnson High School in St. Paul. Holds the St. Paul City Conference records for points in a career (296), season (158), game (37), and TDs in a game (6)
- Was also an all-conference selection in basketball and track
- Considers himself a devoted Christian
- Full Name: Thomas Teah Tapeh (pronounced: Tuh-PAY)







**Position:** Quarterback

**Height, Weight:** 6-3, 218

**Born:** 11/26/80 in Cheraw, SC

**College:** Delaware

**High School:** Cheraw, Cheraw, SC

**Acquired by Eagles:** 06a-04 (185th selection overall)

Led Delaware's no-huddle offense to the NCAA Division I-AA title as a senior in 2003, completing 62 percent of his passes for 2,764 yards and 25 TDs and rushing 163 times for 710 yards and 8 more scores. Named Atlantic 10 conference offensive player of the year. In 27 games with the Blue Hens, completed a school record 57.4% of his passes (393 of 684) for 4,596 yds (6th in school history), 34 TDs and 12 INTs. Added 1,573 rushing yds. and 15 TDs on 316 carries.

His 85-yard rushing touchdown vs. Hofstra in 2003 was the longest by a QB in Delaware history. Finished 5th on the school's all-time list with 6,169 yds. of total offense. Began his collegiate career at Georgia Tech in 2000, but transferred to Delaware in 2002.

## **BIRDSEED:**



- Hall, who played the Division I-AA championship game vs. Colgate with a separated left shoulder, credits his toughness to growing up with an older brother, Scotty, who is now a professional rodeo rider
- First met Eagles coach Andy Reid at the Maxwell Football Awards banquet in Atlantic City in 2004. Hall, who earned the Tri-state college player of the year, sat next to Reid the entire night.
- Transferred from Division I-A Georgia Tech due to a lack of playing time, "You don't get to play in the NFL if you don't play in college," Hall said. "I wanted to go somewhere where I knew I was going to play for two years. I felt if I got that chance then I could show the ability and talent that I have. Delaware was a perfect fit for my talent and the offense they ran."
- Became the first quarterback drafted from Delaware since Rich Gannon in 1987

## **PERSONAL:**

- Earned all-state honors as a senior quarterback at Cheraw (SC) HS, where he also earned all-state honors in baseball as a pitcher
- Idolized Dan Marino as a youth
- Graduated with a degree in consumer economics
- His father, Wendall, owns an airplane business allowing the family to fly to many of Delaware's games from South Carolina
- Full name: Andrew Steven Hall







**Dexter Wynn** **31**

**Position:** Cornerback  
**Height, Weight:** 5-9, 177  
**Born:** 2/25/81 in Sumter, SC  
**College:** Colorado State  
**High School:** Rampart, Colorado Springs, CO  
**Acquired by Eagles:** 06b-04 (192nd selection overall)

A three-year starter at cornerback, Wynn was also a dangerous return specialist, becoming only the 2nd player in NCAA Division I-A history to gain over 1,250 yards on both punt and kickoff returns in a career. Started 36 games and recorded 175 tackles, 5 sacks, and 4 INTs. Returned 73 kickoffs for 1,967 yds. (29.0 avg., 5th in nation) and 2 TDs and had 91 punt returns for 1,385 yards (15.2 avg.) and 1 TD. Was a first-team all conference selection at CB and returner as a senior. Also saw action at receiver as a senior.

#### **PERSONAL:**

- Single and resides in Colorado Springs, CO. Has a daughter, Tai Siri Duren Wynn (12/3/01)
- Led Rampart HS in Colorado Springs, CO, to the Class 4A state title in 1998. Named all-league, all-state and Player of the Year by *USA Today*. Led Rampart to three straight league titles.
- Earned two letters in track (100-meters and 4x100-meter relay, and jumping events)
- Graduated with a degree in liberal arts
- Full Name: Dexter Maurice Wynn

**Adrien Clarke** **61**

**Position:** Guard  
**Height, Weight:** 6-5, 330  
**Born:** 3/26/81 in Shaker Heights, OH  
**College:** Ohio State  
**High School:** Shaker Heights, Shaker Heights, OH  
**Acquired by Eagles:** 07a-04 (227th selection overall)


Started 43 career games for Ohio State and was a key member of their 2002 National Championship squad. Began his career as a left tackle in 2000, but was moved to left guard during the 2001 season. Earned second-team All-Big 10 honors as a senior. In 2000, earned *The Sporting News* Freshman All-America honors and was named the school's outstanding first-year offensive player. Redshirted in 1999.

#### **PERSONAL:**

- Majored in African American studies
- Has two children, Driana (6) and Adrien II (3)
- Lettered in football and track at Shaker Heights HS. Rated as one of the nation's top 10 offensive line prospects, winning consensus all-state honors as a senior.
- Was a high school teammate of Bills DB Nate Clements
- Advanced to state finals in the shot put as a junior
- Full name: Adrien Carlton Clarke







**Position:** Running Back  
**Height, Weight:** 5-9, 200  
**Born:** 3/22/81 in Philadelphia, PA  
**College:** Maryland  
**High School:** George Washington, Philadelphia, PA  
**Acquired by Eagles:** 07b-04 (242nd selection overall)

A Philadelphia native, Perry finished his career at Maryland ranked 4th on the school's all-time rushing list (2,424 yards) despite suffering through a variety of injuries over his last two seasons. In 2001, rushed for 1,294 yards and caught 40 passes en route to becoming a Doak Walker Award finalist (top running back in the nation) and the ACC's offensive player of the year. As a senior in 2003, rushed 147 times for 713 yards and 6 TDs in just 9 games (4 starts). In final regular season game, rushed for 237 and 3 TDs vs. Wake Forest. Saw action as a true freshman in 1999 before redshirting in 2000.

#### PERSONAL:

- Resides in Philadelphia, where his family remains in the West Oak Lane section. Single and has a daughter, Kaylah (9/19/02)
- Majored in criminal justice
- Graduated from George Washington HS in Philadelphia rushing for 1,041 yards and 12 touchdowns as a senior
- Named the Philadelphia offensive player of the year

by the *Philadelphia Inquirer* and first-team All-Metro by the *Philadelphia Daily News*. Was also named first team all-state and first-team all-area, and was a finalist for state player of the year honors

- Spent his sophomore and junior years at Cardinal Dougherty HS and his freshman season at West Catholic HS



**Position:** Center  
**Height, Weight:** 6-3, 305  
**Born:** 6/4/81 in San Pedro, CA  
**College:** Nevada-Las Vegas  
**High School:** San Pedro, San Pedro, CA  
**Acquired by Eagles:** 07c-04 (243rd selection overall)

A two-year starter at center for UNLV, Furio was a second-team All-Mountain West Conference selection in 2003 and won the John Robinson Man of the Year award and the Bill "Wildcat" Morris Most Inspirational award. Became the first UNLV O-lineman drafted since Jerry Reynolds in 1994. Served as a key reserve from 2000-01 after redshirting in 1999.

#### PERSONAL:

- Resides in San Pedro, CA
- Majored in criminal justice
- Helped San Pedro HS to a 13-1 record and city championship in 1997. As a senior, was named league MVP. Also named his team's MVP and earned all-conference and all-city honors
- Full Name: Dominic Joseph Furio





## OTHER VETERANS WITH PROFESSIONAL EXPERIENCE

Players profiled in this section have spent some time during an NFL regular and/or postseason on a club's 53-man roster, injured reserve list, practice squad or have attended an NFL club's training camp.



**Howard Clark**

**Linebacker**

**ht. 6-1 wt. 227**



Signed with the Eagles on 1/27/04 and allocated to Scotland of NFL Europe where he made 21 tackles and 2 blocked punts. Spent the 2003 preseason with Cleveland but was released as part of their final roster cutdown. Played both middle and weak side linebacker at Miami (FL) where he was a teammate of current Eagles Jerome McDougale and Jamaal Green on the Hurricanes 2001 National Championship team. Was a Parade All-America selection at Pennsauken (NJ) HS, where he also earned letters in wrestling and track. Won the state shot put title and finished 2nd in the discus as a senior. Holds a degree in history. Born Howard Junius Clark on 2/8/80 in Philadelphia.



**Tim Duncan**

**Kicker**

**ht. 6-2 wt. 210**



Signed with Philadelphia on 3/30/04 after spending parts of the 2002-03 seasons with Arizona. Originally signed as a rookie free agent with the Cardinals in 2002, was released during training camp but re-signed to the practice squad on 11/26/02 and promoted to the active roster for the season finale. Played in 5 games with the Cardinals in 2003, posting 23 pts (5-for-9 FGA's). Connected on a game-winning 39-yd. FG in OT vs. SF (10/26/03). His 53 yarder vs. the 49ers earlier in the game was the longest by a Cardinal since '98. Began his college career at Kentucky St. before transferring to Oklahoma where he set the single season record for FGs (20) and pts (111) in 2001. Posted 313 career points (44 of 65 FGs). Nailed 2 FGs in the Orange Bowl to help win the 2000 National Championship. As a kicker, punter, WR and

DB at Clinton (OK) HS, led his squad to the state championship. Also lettered in basketball, soccer, and track. Majored in communications. Born on 6/12/79 in Tulsa, OK.



**Dante Ellington**

**Tackle**

**ht. 6-6 wt. 330**



Allocated to Berlin of NFL Europe and started every game at RT for the World Bowl XII champion Thunder. Helped pave the way for Eagles teammate Eric McCoo, who captured the league rushing title. Originally signed with the Eagles as a rookie free agent in 2003, but was released during camp. Signed to the practice squad (12/22/03) for the rest of the season. Became 7th true freshmen to start a season opener in Alabama's history. Started 25 consecutive games at tackle before taking a backup role in the middle of 2001. Started at RT as a freshman but moved to the left side for the Orange Bowl for an injured Chris Samuels. Manned the LT spot until midway through his junior year before taking a reserve role. Sat out the 2002 season and opted for a chance at the NFL instead of returning for his final year of eligibility. Majored in human environmental science. Graduated Colbert County HS in Leighton, AL. Born Dante Davine Ellington on 2/29/80 in Rochester, NY.



**Eric McCoo**

**Running Back**

**ht. 5-10 wt. 210**



Allocated to Berlin of NFL Europe where he led the league in rushing (148-669-4TDs) and yards from scrimmage (1,037). Twice earned league POW honors and earned World Bowl XII MVP honors with 167 yds. rushing, including a 69-yd. TD. Was a member of the





Eagles practice squad in 2003 playoffs. A rookie free agent signee with Chicago in 2002, was released during camp. After a brief stint with Washington in 2003 offseason, returned to the Bears on 5/1/03, but was released during camp. Finished his college career ranked 9th on Penn State's all-time rushing list (2,518 yds). Led the Nittany Lions in rushing 3 times. As a true freshman recorded 822 yds. on 127 carries and posted the top single-game rushing total by a freshman in school history (206 yds. vs. Mich. St.). Majored in recreation and park management. Earned All-America honors at Red Bank (NJ) Regional HS, where he went 204-1,785-26TDs rushing as a senior. Born Eric Franklin McCoo on 9/06/80.



## Nick Murphy

**Punter**  
Ht. 5-11 Wt. 188



The leading punter in NFL Europe from 2003-04, signed with Philadelphia on 1/27/04 after two training camp stints with Minnesota (2002-03). Allocated to Scotland of NFL Europe in 2004 and led league with a 41.0-yd. avg. Originally joined the Vikings as a rookie free agent in 2002 but was released. Was allocated to Barcelona in 2003 and led the league with a 42.2-yd. avg. Transferred to Arizona St. from Scottsdale CC in 1999. Punted 52 times for a 41.1 avg. in 3 seasons at ASU and was a semifinalist for the Ray Guy Award (nation's top punter) in 2000. Also earned All-PAC 10 honors as a junior. Earned a degree in broadcasting and a minor in sociology. Was an all-city and all-region performer at Desert Mountain HS in Scottsdale, AZ. Also lettered in soccer and track. Born Nicholas Jon Murphy on 10/22/79 in St. Louis, MO



## Josh Parry

**Fullback**  
Ht. 6-2 Wt. 250



Now entering his 4th training camp in Philadelphia, Parry spent the entire 2003 season on the practice squad as a fullback. Made a successful transition to that position after spending the previous two training

camps with the Eagles at linebacker. Was originally signed by the Eagles as a rookie free agent in 2001, only to be released during training camp that summer. Re-signed with Philadelphia a year later, was allocated to Frankfurt of NFL Europe, but was released by the Eagles once again during training camp. During his four-year career at San Jose State, amassed 354 tackles while starting all 43 games. As a senior, Josh made 122 tackles and 2 INTs to earn 2nd team All-WAC honors. Also earned a selection to the 1998 CoSIDA/GTE District VIII academic All-America team. Draws inspiration from his brother and former Spartans teammate, Neil, who suffered a serious injury during the 2000 season, which caused his foot to be amputated. Neil made a miraculous recovery and returned to the field in 2003. Wife, Kelli, gave birth to their first child, a daughter named Madison (8/8/01) while he was at training camp with the Eagles in 2001. In order to make it home to see the new mother and child, hitched a ride back to Philadelphia with Comcast SportsNet cameraman Kevin Flatley. The couple also has a son, Aiden (9/3/03). A golfer since the age of 9, he currently has a 9 handicap. Majored in biology and would probably be in the medical field if not for football. Joshua David Parry was born on 4/5/78 in Sonora, CA.



## Jason Short

**Linebacker**  
Ht. 6-4 Wt. 254



Re-signed by the Eagles on 2/6/04 after spending the latter portion of the 2003 season on the team's practice squad. Originally signed by the Eagles on 7/10/03 after a successful stint as a linebacker and defensive end with NFL Europe's Barcelona Dragons in the spring of 2003. Was released, however, as part of the team's final roster cutdown. Also played professionally for the AFL2's Peoria Pirates in 2002, playing running back and linebacker for the Arena Cup champions. Finished his career at Eastern Michigan with 230 tackles and 3 sacks. Spent the 2004 off-season as a host at Chickie's and Pete's restaurant in Philadelphia. Also participated in the Eagles Youth Partnership chess tournament. Was an all-conference and all-county running back at Riverside HS in Painesville, OH. Born on 7/15/78 in Painesville.





## 2004 ROOKIE FREE AGENTS



### Mark Bartosic

**Wide Receiver**  
ht. 6-1 wt. 195



A four-time first-team all conference receiver at Division III Susquehanna, set the Middle Atlantic Conference career receiving records for receptions (275), yards (4,733) and touchdowns (55). Became the first player in NCAA history to register 1,000 yards receiving in each of his four seasons. His 55 receiving TDs rank 4th all-time among all NCAA Divisions. Graduated from Shikellamy HS in Sunbury, PA. Born 10/30/80 in Sunbury.



### Jon Bradley

**Defensive Tackle**  
ht. 6-0 wt. 301



Started 38 games at Arkansas State at both defensive tackle and end, registering 217 tackles, 11 sacks, and 5 forced fumbles. Earned All-Sun Belt Conference first-team honors in 2002 and 2003. Majored in sports management. Graduated from Barton (AR) HS where he was a standout LB and RB. Ranks 3rd on the state's career record list with 6,493 yds. and 63 rushing TDs. Born 1/13/81 in West Helena, AR.



### Yardon Brantley

**Wide Receiver**  
ht. 5-11 wt. 195



Caught 152 passes for 2,550 yds. and 22 TDs in his four seasons at Duquesne, totals that rank 3rd, 2nd, and tied for 4th respectively, in school history. In 44 career games (41 starts) tallied eight 100-yd. receiv-

ing performances. A three-time All-MAAC selection and the conference offensive rookie of the year in 2000, led the Dukes to the conference title in each of his four seasons. The team went 37-8 overall and 26-0 in conference during his career. Competed in the high jump as a member of the Duquesne track team. Majored in liberal arts. Starred at Reading (PA) Central Catholic HS. Born Yardon St. Aubyn Brantley on 7/8/82 in St. Thomas, Jamaica.



### Regis Crawford

**Center**  
ht. 6-2 wt. 316



A three-year starter at Arizona State, played both guard and tackle. A second-team All-Pac 10 selection in 2003, was named the team's most outstanding offensive lineman. As a senior, started 12 games at right guard after spending his junior season as the starting left tackle. Started 10 games as a sophomore at right guard. Attended Morse HS in San Diego, CA, where he earned all-county honors and was named the city's O-lineman of the year in 1998. Majored in business with aspirations of becoming a sports agent after his football career is over. Born Regis Michael Crawford on 1/28/81 in National City, CA.



### Anthony Foli

**Center**  
ht. 6-5 wt. 295



Began his career at San Diego State as a defensive end before switching to the offensive line as a senior. Started 6 games at guard in 2003. Registered 81 tackles in three seasons at DE. Majored in criminal justice. Graduated from Newbury Park (CA) HS where he was selected to play in the California-Texas Shrine game. Also lettered in baseball, wrestling, and basketball. Born Anthony Foli on 3/6/80 in National City, CA. Is the nephew of former MLB shortstop, Tim Lincecum.







**Ronnie Ghent**

**Tight End**

ht. 6-2 wt. 253



A four-year starter at Louisville, was the first player in conference history to earn first-team All-Conference USA honors all four years. Caught at least one pass in each of his final 37 games. Battled back from a serious knee injury in 2002 to finish his career with 120 receptions for 1,349 yds. and 15 TDs. In 2003, posted 34 receptions for 421 yds. and 4 TDs. Attended Lakeland (FL) HS, where his team compiled a 42-2 record in his three varsity seasons. Was 15-234-5 TDs receiving as a senior, earning All-Polk County first-team choice by the *Tampa Tribune*. Also lettered in basketball and track. Majored in justice administration. Born Ronnie Jerome Ghent (pronounced JENT) on 1/5/80 in Lakeland, FL.



**Justin Jenkins**

**Wide Receiver**

ht. 6-0 wt. 213



Started 31 games and made at least one catch in 32 of his final 33 contests at Mississippi St. Finished his career 139-1,974-17 TDs receiving, 15-97 rushing and 6-129 (21.5 avg) on kickoff returns. His career reception total ranks 3rd in school history, his receiving yardage ranks 4th and his TD grabs rank tied for the school record with Eric Moulds. A second-team All-SEC pick as a senior, caught 62 passes for 880 yds. and 9 TDs. Registered a career day with 172 yds. on 9 receptions vs. Houston in 2003. Redshirted in 1999. Attended Pearl (MS) HS, where he was named first-team all-metro at QB. An all-state track performer, he also lettered in basketball. Majored in teaching and coaching. Born Justin Armand Jenkins on 12/10/80 in Pearl, MS.



**Brandon Haw**

**Cornerback**

ht. 6-0 wt. 200



A four-year starter at Rutgers (34 starts), finished his career with 137 tackles, 8.5 sacks, 6 INTs, and 29 passes defended. As a senior, notched 37 tackles and 3.5 sacks. Had two returns for TDs in 2003, a 61-yd. INT return at Michigan State and an 88-yd. return after a missed field goal vs. Navy, the latter of which earned him Big East special teams player of the week honors. As a junior, led the team with 4 INTs which tied for 2nd in the Big East. Competed on the Scarlet Knights indoor track team in the 55-meter dash. Was an all-state and all-metro selection at Fairmont Heights HS in Cheverly, MD. Also lettered in basketball and track. Born Brandon Kue Haw in 9/24/80 in Cheverly, MD.



**Mike Labinjo**

**Linebacker**

ht. 6-0 wt. 241



In three seasons at Michigan State, started 33 games playing both outside and middle linebacker and finished his career with 220 tackles, 11 sacks, and 4 INTs. His 33.5 tackles for a loss rank 5th on the Spartan's all-time list. Began his sophomore season as a fullback before being moved to outside linebacker. Was moved to middle linebacker as a junior but returned to the strong side as a senior. Attended St. Michael's College HS in Toronto, Ontario, where he tallied 2,600 all-purpose yds. and 19 TDs as a RB in 1998. Born 7/8/80 in Toronto. Majored in economics.







## Jerome Leslie

**Wide Receiver**  
ht. 6-3 wt. 217



In four seasons at Virginia Union posted 76 receptions for 1,211 yds. and 14 TDs in 30 games. His reception total ranks 3rd on the school's all-time list. In 2003, hauled in 25 receptions for 460 yds. and 7 TDs. Caught 31 passes for 410 yds. and 5 TDs in 2002. Attended Carmel HS in Lake Carmel, NY. Majored in finance economics. Born on 5/23/80 in Bronx, NY.



## Carlos Perez

**Wide Receiver**  
ht. 6-0 wt. 210



Posted 106 catches for 1,313 yards and 11 TDs at Florida in 43 games (25 games). In 2003, hauled in 36 passes for 541 yds. and 4 TDs. Started the first 11 games of 2002 before breaking his right fibula vs. South Carolina. Registered 58 receptions for 591 yds. and 4 TDs prior to the injury. Was a SuperPrep All-America selection at Hoboken (NJ) HS where he averaged 32.2 yds. per catch (25 for 804 yds.) and scored 9 TDs as a senior. His two brothers, Danny, who worked in the World Trade Center, and Euris, a US Marine who often spent time at the Pentagon, luckily were not at either location on 9/11/01. Majored in religion. Born Carlos Andres Perez on 9/15/80 in Santo Domingo, Dominican Republic.



**Brandon Pinderhughes**  
**Free Safety/Cornerback**  
ht. 6-0 wt. 204



A two-year starter at FS for Nebraska-Omaha. Transferred from North Dakota St. College of Science where he played for 2 seasons at the JUCO level. Led the Mavericks as a senior with 136 tackles, 3 sacks

and 4 INTs. Was an all-metro player at Central HS in St. Paul, MN. Majored in business management and minored in marketing. Born Brandon Joeseeph Pinderhughes 8/21/82 in Minneapolis.



## Jeremiah Pope

**Wide Receiver**  
ht. 5-11 wt. 205



Was the leading kick returner in each of his four seasons at C.W. Post as well as the Pioneers leading receiver in his final two campaigns. Set school records for receptions (139) and receiving yds. (2,435) in addition to hauling in 26 TDs. Returned 58 kickoffs for 1,657 yds. (28.6-yd. avg.) and 4 scores. Also returned two punts for a TD. Broke the Pioneers single-season mark for receptions (65) and yards (1,118) as a senior, earning Northeast 10 Conference offensive player of the year honors. Totaled 2,316 combined net yards and 16 TDs in 2003. Graduated from Sewanhaka HS in Floral Park, NY, the same HS that produced QB Vinny Testaverde. Holds a degree in broadcasting. Born 1/11/81 in Oceanside, NY.



## Greg Richmond

**Linebacker**  
ht. 6-1 wt. 235



Played both outside linebacker and defensive end at Oklahoma State and posted 21.5 career sacks, the 3rd-highest total in team history, including 12.5 as a senior, earning All-Big 12 first-team honors. Broke into the starting lineup as a sophomore. Was a LB and QB at Douglass HS in Oklahoma City, OK, where he also played basketball and track. Holds a degree in hotel & restaurant administration. Born Greg Tywon Richmond on 7/15/81 in Oklahoma City.





## 2004 ALPHABETICAL ROSTER (AS OF JUNE 16)



NO	NAME	POS	HT	WT	DOB	NFL EXP	COLLEGE	HOMETOWN	HOW ACQ.
57	Adams, Keith	LB	5-11	223	11/22/79	4	Clemson	Atlanta, Ga.	W-Dal-02
2	Akers, David	K	5-10	200	12/09/74	6	Louisville	Lexington, Ky.	FA-99
73	Andrews, Shawn	T/G	6-4	340	12/25/82	R	Arkansas	Camden, Ark.	D1-04
19	Bartosic, Mark	WR	6-1	195	10/30/80	R	Susquehanna	Sunbury, Pa.	FA-04
88	Bartrum, Mike	TE/LS	6-4	245	6/23/70	11	Marshall	Pomeroy, Oh.	FA-00
11	Blake, Jeff	QB	6-1	223	12/04/70	13	East Carolina	Sanford, Fl.	FA-Arz-04
79	Bradley, Jon	DT	6-0	301	1/13/81	R	Arkansas State	Barton, Ark.	FA-04
13	Brantley, Yardon	WR	5-11	195	7/08/82	R	Duquesne	Reading, Pa.	FA-04
74	Bridges, Jeremy	T/G	6-4	301	4/19/80	2	Southern Mississippi	McComb, Ms.	D6-03
24	Brown, Sheldon	CB	5-10	200	3/19/79	3	South Carolina	Ft. Lawn, SC	D2b-02
28	Buckhalter, Correll	RB	6-0	222	10/06/78	4	Nebraska	Collins, Ms.	D4-01
56	Burgess, Derrick	LB/DE	6-2	266	8/12/78	4	Mississippi	Greenbelt, Md.	D3-01
52	Clark, Howard	LB	6-1	227	2/08/80	1	Miami	Pennsauken, NJ	FA-04
61	Clarke, Adrien	G	6-5	330	3/26/81	R	Ohio State	Shaker Heights, Oh.	D7a-04
79	Crawford, Regis	C	6-2	316	1/28/81	R	Arizona State	San Diego, Ca.	FA-04
66	Darilek, Trey	T/G	6-5	310	4/23/81	R	UTEP	San Antonio, Tx.	D4b-04
20	Dawkins, Brian	FS	6-0	210	10/13/73	9	Clemson	Jacksonville, Fl.	D2b-96
10	Detmer, Koy	QB	6-1	195	7/05/73	8	Colorado	San Antonio, Tx.	D7a-97
86	Dickerson, Kori	TE	6-4	250	12/06/78	1	USC	Los Angeles, Ca.	FA-02
6	Duncan, Tim	K	6-2	210	6/12/79	2	Oklahoma	Clinton, Ok.	FA-04
64	Ellington, Dante	T	6-6	330	2/29/80	1	Alabama	Leighton, Al.	FA-03
59	Ena, Justin	LB	6-3	247	11/20/77	3	Brigham Young	Shelton, Wa.	FA-02
50	Ephraim, Alonzo	C	6-4	312	11/08/81	2	Alabama	Birmingham, Al.	FA-03
76	Foli, Anthony	C	6-5	295	3/06/80	R	San Diego State	Newbury Park, Ca.	FA-04
63	Fraleigh, Hank	C/G	6-2	300	9/21/77	5	Robert Morris	Gaithersburg, Md.	W-Pit-00
75	Furio, Dominic	C	6-3	305	6/04/81	R	UNLV	San Pedro, Ca.	D7c-04
83	Ghent, Ronnie	TE	6-2	253	1/05/80	R	Louisville	Lakeland, Fl.	FA-04
96	Grasmanis, Paul	DT	6-3	298	8/02/74	9	Notre Dame	Jenison, Mi.	FA-Den-00
65	Green, Jamaal	DE	6-2	272	6/05/80	2	Miami	Camden, NJ	D4-03
9	Hall, Andy	QB	6-3	218	11/26/80	R	Delaware	Cheraw, SC	D6a-04
51	Harrison, Tyreo	LB	6-2	238	5/15/80	3	Notre Dame	Sulphur Springs, Tx.	D6-02
33	Hart, Clinton	FS	6-0	205	7/20/77	2	Central Florida CC	Bushnell, Fl.	FA-02
23	Haw, Brandon	CB	6-0	200	9/24/80	R	Rutgers	Cheverly, Md.	FA-04
77	Hicks, Artis	T	6-4	320	11/28/78	3	Memphis	Jackson, Tn.	FA-02
29	Hood, Roderick	CB	5-11	196	10/03/81	2	Auburn	Columbus, Ga.	FA-03
67	Jackson, Jamaal	G/C	6-4	330	5/08/80	1	Delaware State	Miami, Fl.	FA-03
16	Jenkins, Justin	WR	6-0	213	12/10/80	R	Mississippi State	Pearl, Ms.	FA-04
8	Johnson, Dirk	P	6-0	205	6/01/75	2	Northern Colorado	Montrose, Co.	FA-03
62	Johnson, Ron	DE	6-5	275	10/23/79	2	Shippensburg	York, Pa.	FA-03
55	Jones, Dhani	LB	6-1	240	2/22/78	5	Michigan	Potomac, Md.	FA-NYG-04
94	Kalu, N.D.	DE	6-3	265	8/03/75	8	Rice	San Antonio, Tx.	FA-Was-01
93	Kearse, Jevon	DE	6-4	265	9/03/76	6	Florida	Ft. Myers, Fl.	FA-Ten-04
50	Labinjo, Mike	LB	6-0	241	7/08/80	R	Michigan State	Toronto, Ont.	FA-04
68	Lavergne, Damian	T	6-6	328	4/22/80	2	Louisiana Tech	Baton Rouge, La.	FA-03
27	Lejeune, Norman	S	6-0	200	5/10/80	1	LSU	Brusly, La.	D7-03
18	Leslie, Jerome	WR	6-3	217	5/23/80	R	Virginia Union	Lake Carmel, NY	FA-04
89	Lewis, Chad	TE	6-6	252	10/05/71	7	Brigham Young	Orem, Ut.	W-SIL-99
83	Lewis, Greg	WR	6-0	180	2/12/80	2	Illinois	Matteson, Il.	FA-03
32	Lewis, Michael	SS	6-1	211	4/29/80	3	Colorado	Richmond, Tx.	D2a-02
34	Mahe, Reno	RB	5-10	212	6/03/80	2	Brigham Young	Salt Lake City, Ut.	FA-03
71	Mayberry, Jermaine	G/T	6-4	325	8/29/73	9	Texas A&M-Kingsville	Floresville, Tx.	D1-96
25	McCoo, Eric	RB	5-10	210	9/06/80	1	Penn State	Red Bank, NJ	FA-03
95	McDougle, Jerome	DE	6-2	264	12/15/78	2	Miami	Pompano Beach, Fl.	D1-03
80	McMullen, Billy	WR	6-4	210	3/08/80	2	Virginia	Richmond, Va.	D3-03
5	McNabb, Donovan	QB	6-2	240	11/25/76	6	Syracuse	Chicago, Il.	D1-99





NFL									
NO	NAME	POS	HT	WT	DOB	EXP	COLLEGE	HOMETOWN	HOW ACQ.
46	Mikell, Quintin	S	5-10	206	9/16/80	2	Boise State	Eugene, Or.	FA-03
84	Mitchell, Freddie	WR	6-0	195	11/28/78	4	UCLA	Lakeland, Fl.	D1-01
5	Morey, Sean	WR	5-11	200	2/26/76	3	Brown	Marshfield, Ma.	FA-03
3	Murphy, Nick	P	5-11	188	10/22/79	1	Arizona State	Scottsdale, Az.	FA-04
81	Owens, Terrell	WR	6-3	226	12/07/73	9	Tenn-Chattanooga	Alexander City, Al.	T-Bal/SF-04
49	Parry, Josh	FB	6-2	250	4/05/78	1	San Jose State	Sonorra, Ca.	FA-03
17	Perez, Carlos	WR	6-0	210	9/15/80	R	Florida	Hoboken, NJ	FA-04
35	Perry, Bruce	RB	5-9	200	3/22/81	R	Maryland	Philadelphia, Pa.	D7b-04
39	Pinderhughes, Brandon	FS/CB	6-0	204	8/21/82	R	Nebraska-Omaha	St. Paul, Mn.	FA-04
87	Pinkston, Todd	WR	6-3	180	4/23/77	5	Southern Mississippi	Forest, Ms.	D2a-00
18	Pope, Jeremiah	WR	5-11	205	1/11/81	R	C.W. Post	Floral Park, NY	FA-04
91	Rayburn, Sam	DT	6-3	303	10/20/80	2	Tulsa	Chickasha, Ok.	FA-03
30	Reed, J.R.	S	5-11	202	2/11/82	R	South Florida	Tampa, Fl.	D4a-04
58	Reese, Ike	LB	6-2	222	10/16/73	7	Michigan State	Cincinnati, Oh.	D5-98
98	Richmond, Greg	LB	6-1	235	7/15/81	R	Oklahoma State	Oklahoma City, Ok.	FA-04
14	Ritchie, Jon	FB	6-2	250	9/04/74	7	Stanford	Mechanicsburg, Pa.	FA-Oak-03
69	Runyan, Jon	T	6-7	330	11/27/73	9	Michigan	Flint, Mi.	FA-Ten-00
26	Sheppard, Lito	CB	5-10	194	4/08/81	3	Florida	Jacksonville, Fl.	D1-02
52	Short, Jason	LB	6-4	254	7/15/78	1	Eastern Michigan	Painesville, Oh.	FA-03
90	Simon, Corey	DT	6-2	293	3/02/77	5	Florida State	Pompano Beach, Fl.	D1-00
53	Simoneau, Mark	LB	6-0	245	1/16/77	5	Kansas State	Smith Center, Ks.	T-Atl-03
82	Smith, L.J.	TE	6-3	258	5/13/80	2	Rutgers	Highland Park, NJ	D2-03
41	Tapeh, Thomas	FB	6-1	243	3/28/80	R	Minnesota	St. Paul, Mn.	D5-04
78	Thomas, Hollis	DT	6-0	306	1/10/74	9	Northern Illinois	St. Louis, Mo.	FA-96
72	Thomas, Tra	T	6-7	349	11/20/74	7	Florida State	Deland, Fl.	D1-98
97	Walker, Darwin	DT	6-3	294	6/15/77	5	Tennessee	Walterboro, SC	W-Arz-00
21	Ware, Matt	CB	6-2	210	12/02/82	R	UCLA	Los Angeles, Ca.	D1-04
54	Wayne, Nate	LB	6-0	237	1/12/75	7	Mississippi	Macon, Ms.	FA-GB-03
36	Westbrook, Brian	RB/KR	5-10	205	9/02/79	3	Villanova	Ft. Washington, Md.	D3-02
31	Wynn, Dexter	CB	5-9	177	2/25/81	R	Colorado State	Colorado Springs, Co.	D6b-04

NO	NAME	POS	NO	NAME	POS	NO	NAME	POS
2	Akers, David	K	36	Westbrook, Brian	RB/KR	73	Andrews, Shawn	T/G
3	Murphy, Nick	P	39	Pinderhughes, Brandon	FS/CB	74	Bridges, Jeremy	T/G
5	McNabb, Donovan	QB	41	Tapeh, Thomas	FB	75	Furio, Dominic	C
6	Duncan, Tim	K	46	Mikell, Quintin	S	76	Foli, Anthony	C
8	Johnson, Dirk	P	48	Ritchie, Jon	FB	77	Hicks, Artis	T
9	Hall, Andy	QB	49	Parry, Josh	FB	78	Thomas, Hollis	DT
10	Detmer, Koy	QB	50	Ephraim, Alonzo	C	79	Bradley, Jon	DT
11	Blake, Jeff	QB	50	Labinjo, Mike	LB	79	Crawford, Regis	C
13	Brantley, Yardon	WR	51	Harrison, Tyreo	LB	80	McMullen, Billy	WR
16	Jenkins, Justin	WR	52	Short, Jason	LB	81	Owens, Terrell	WR
17	Perez, Carlos	WR	52	Clark, Howard	LB	82	Smith, L.J.	TE
18	Leslie, Jerome	WR	53	Simoneau, Mark	LB	83	Ghent, Ronnie	TE
18	Pope, Jeremiah	WR	54	Wayne, Nate	LB	83	Lewis, Greg	WR
19	Bartosic, Mark	WR	55	Jones, Dhani	LB	84	Mitchell, Freddie	WR
20	Dawkins, Brian	FS	56	Burgess, Derrick	LB/DE	85	Morey, Sean	WR
21	Ware, Matt	CB	57	Adams, Keith	LB	86	Dickerson, Kori	TE
23	Haw, Brandon	CB	58	Reese, Ike	LB	87	Pinkston, Todd	WR
24	Brown, Sheldon	CB	59	Ena, Justin	LB	88	Bartrum, Mike	TE/LS
25	McCoo, Eric	RB	61	Clarke, Adrien	G	89	Lewis, Chad	TE
26	Sheppard, Lito	CB	62	Johnson, Ron	DE	90	Simon, Corey	DT
27	Lejeune, Norman	S	63	Fraley, Hank	C/G	91	Rayburn, Sam	DT
28	Buckhalter, Correll	RB	64	Ellington, Dante	T	93	Kearse, Jevon	DE
29	Hood, Roderick	CB	65	Green, Jamaal	DE	94	Kalu, N.D.	DE
30	Reed, J.R.	S	66	Darilek, Trey	T/G	95	McDougle, Jerome	DE
31	Wynn, Dexter	CB	67	Jackson, Jamaal	G/C	96	Grasmanis, Paul	DT
32	Lewis, Michael	SS	68	Lavergne, Damian	T	97	Walker, Darwin	DT
33	Hart, Clinton	FS	69	Runyan, Jon	T	98	Richmond, Greg	LB
34	Mahe, Reno	RB	71	Mayberry, Jermaine	G/T			
35	Perry, Bruce	RB	72	Thomas, Tra	T			





# 2003

## PHILADELPHIA EAGLES STATISTICS


**RECORD: 12-4, 1ST IN NFC EAST**
**HEAD COACH: ANDY REID**

DATE	W/L	SCORE	OPPONENT	ATT.
S-08	L	0-17	TAMPA BAY	67,772
S-14	L	10-31	NEW ENGLAND	67,624
S-28	W	23-13	AT BUFFALO	73,305
O-05	W	27-25	WASHINGTON	67,792
O-12	L	21-23	AT DALLAS	63,648
O-19	W	14-10	AT NY GIANTS	78,883
O-26	W	24-17	NY JETS	67,853
N-02	W	23-16	AT ATLANTA	70,064
N-10	W	17-14	AT GREEN BAY	70,291
N-16	W	28-10	NEW YORK GIANTS	67,867
N-23	W	33-20	NEW ORLEANS	67,802
N-30	W	25-16	AT CAROLINA	72,977
D-07	W	36-10	DALLAS	69,773
D-15	W	34-27	AT MIAMI	73,780
D-21	L	28-31	OT SAN FRANCISCO	67,866
D-27	W	31-7	AT WASHINGTON	76,766
<b>NFC DIVISIONAL PLAYOFF</b>				
J-11	W	20-17	OT GREEN BAY	67,707
<b>NFC CHAMPIONSHIP</b>				
J-18	L	3-14	CAROLINA	67,862

TEAM STATISTICS		EAGLES	OPP.
<b>TOTAL FIRST DOWNS</b>		302	306
RUSHING		105	116
PASSING		156	171
PENALTY		41	19
3RD DOWN: MADE/ATT		69/190	78/221
3RD DOWN PCT.		36.3	35.3
4TH DOWN: MADE/ATT		3/7	8/22
4TH DOWN PCT.		42.9	36.4
<b>POSSESSION AVG.</b>		28:17	31:43
<b>TOTAL NET YARDS</b>		5035	5307
AVG. PER GAME		314.7	331.7
TOTAL PLAYS		944	1058
AVG. PER PLAY		5.3	5.0
<b>NET YARDS RUSHING</b>		2015	2071
AVG. PER GAME		125.9	129.4
TOTAL RUSHES		417	461
<b>NET YARDS PASSING</b>		3020	3236
AVG. PER GAME		188.8	202.3
SACKED/YARDS LOST		43/253	38/248
GROSS YARDS		3273	3484
ATT./COMPLETIONS		484/279	559/337
COMPLETION PCT.		57.6	60.3
HAD INTERCEPTED		11	13
<b>PUNTS/AVERAGE</b>		79/40.6	78/38.9
<b>NET PUNTING AVG.</b>		79/34.6	78/33.6
<b>PENALTIES/YARDS</b>		96/817	129/1105
<b>FUMBLES/BALL LOST</b>		21/11	26/13
<b>TOUCHDOWNS</b>		43	32
RUSHING		23	13
PASSING		17	17
RETURNS		3	2

SCORE BY PERIODS	Q1	Q2	Q3	Q4	OT	PTS
EAGLES	82	102	59	131	0	374
OPPONENTS	43	91	62	88	3	287

PASSING	ATT	CMP	YDS	CMP%	YD/AT	TD	TD%	INT	INT%	LONG	SACKS	RATING
McNABB	478	275	3216	57.5	6.73	16	3.3	11	2.3	59	43/253	79.6
DETMER	5	3	32	60.0	6.40	0	0.0	0	0.0	15	0/0	78.8
MITCHELL	1	1	25	100.0	25.00	1	100.0	0	0.0	25T	0/0	158.3
EAGLES	484	279	3273	57.6	6.76	17	3.5	11	2.3	59	43/253	80.5
OPPONENTS	559	337	3484	60.3	6.23	17	3.0	13	2.3	60T	38/248	78.7

RUSHING	NO.	YDS	AVG	LONG	TD
WESTBROOK	117	613	5.2	62T	7
BUCKHALTER	126	542	4.3	64T	8
STALEY	96	463	4.8	22	5
McNABB	71	355	5.0	34	3
THRASH	5	52	10.4	47	0
RITCHIE	1	1	1.0	1	0
PINKSTON	1	-11	-11.0	-11	0
EAGLES	417	2015	4.8	64T	23
OPPONENTS	461	2071	4.5	76T	13

RECEIVING	NO.	YDS	AVG	LONG	TD
THRASH	49	558	11.4	51	1
WESTBROOK	37	332	9.0	38	4
PINKSTON	36	575	16.0	59	2
STALEY	36	382	10.6	52T	2
MITCHELL	35	498	14.2	39	2
SMITH	27	321	11.9	36	1
C. LEWIS	23	293	12.7	29	1
RITCHIE	17	86	5.1	12	3
BUCKHALTER	10	133	13.3	27	1
G. LEWIS	6	95	15.8	25	0
MAHE	1	5	5.0	5	0
McMULLEN	1	2	2.0	2	0
McNABB	1	-7	-7.0	-7	0
EAGLES	279	3273	11.7	59	17
OPPONENTS	337	3484	10.3	60T	17

INT'S	NO.	YDS	AVG	LONG	TD
M. LEWIS	3	31	10.3	23	0
VINCENT	3	28	9.3	28	0
SHEPPARD	1	34	34.0	34	0
WAYNE	1	33	33.0	33	0
KALU	1	15	15.0	15T	1
BROWN	1	10	10.0	10	0
HOOD	1	5	5.0	5	0
TAYLOR	1	2	2.0	2	0
DAWKINS	1	0	0.0	0	0
EAGLES	13	158	12.2	34	1
OPPONENTS	11	161	14.6	34	1

PUNTING	NO.	YDS	AVG	TB	IN	LG	B
D. JOHNSON	79	3207	40.6	10	27	60	0
EAGLES	79	3207	40.6	10	27	60	0
OPPONENTS	78	3037	38.9	2	20	69	1

PUNT RETURNS	RET	FC	YDS	AVG	LG	TD
WESTBROOK	20	16	306	15.3	84T	2
MAHE	6	6	55	9.2	17	0
SHEPPARD	4	1	15	3.8	5	0
THRASH	1	1	2	2.0	2	0
EAGLES	31	24	378	12.2	84T	2
OPPONENTS	35	15	272	7.8	72	0

**2-PT. CONVERSIONS:** EAGLES 0-1, OPPONENTS 1-4

**LEADING TACKLERS:** SIMONEAU 149, WAYNE 135, M. LEWIS 132, EMMONS 123, KALU 74, VINCENT 70, SIMON 64, WALKER 64, HART 61, WHITTING 58

KICKOFF RETURNS	NO.	YDS	AVG	LG	TD
THRASH	34	815	24.0	54	0
WESTBROOK	23	487	21.2	47	0
MOREY	7	93	13.3	24	0
MITCHELL	1	-8	-8.0	-8	0
EAGLES	65	1387	21.3	54	0
OPPONENTS	74	1590	21.5	54	1

SCORING	TD	RU	PA	RT	PAT	FG	S	PTS
AKERS	0	0	0	0	42/42	24/29	0	114
WESTBROOK	13	7	4	2			0	78
BUCKHALTER	9	8	1	0			0	54
STALEY	7	5	2	0			0	42
McNABB	3	3	0	0			0	18
RITCHIE	3	0	3	0			0	18
MITCHELL	2	0	2	0			0	12
PINKSTON	2	0	2	0			0	12
KALU	1	0	0	1			0	6
C. LEWIS	1	0	1	0			0	6
SMITH	1	0	1	0			0	6
THRASH	1	0	1	0			0	6
EAGLES	43	23	17	3	42/42	24/29	1	374
OPPONENTS	32	13	17	2	27/28	22/30	0	287

FGS	1-19	20-29	30-39	40-49	50+
AKERS	0/0	9/9	7/7	6/10	2/3
EAGLES	0/0	9/9	7/7	6/10	2/3
OPPONENTS	0/0	10/10	5/7	4/7	3/6

**AKERS:** ( ) (57G) (26G,34G,22G) (52G,36G) ( ) ( ) (55N, 30G) (21G,25G,41B,40G) (47N,21G) ( ) (36G,41G,42G, 33G) (35G,48G,38G,29G) (22G,21G) (46G,42G) (42N, 47N) (26G)

**OPPONENTS:** (23G) (27G) (51N) (48G,45G,37G,53G) (51G,22G,28G) (39G) (30G,55N) (40G,25G,46G) (45N) (30G) (45B) (20G,32N,38N,49N) (29G) (27G,50G) (33G, 25G,22G) (52N)

**SACKS:** SIMON 7.5, WALKER 6.0, KALU 5.5, WAYNE 3.0, M. LEWIS 2.0, RAYBURN 2.0, SIMONEAU 2.0, WHITTING 2.0, BROWN 1.0, GRASMANIS 1.0, HART 1.0, REESE 1.0, COLEMAN 0.5, DAWKINS 0.5, EAGLES 38.0, OPPONENTS 43.0

USUAL STARTERS	
WR TODD PINKSTON	LDE BRANDON WHITTING
LT TRA THOMAS	LDT COREY SIMON
LG JOHN WELBURN	RDE DARWIN WALKER
C HANK FRALAY	RDE N.D. KALU
RG BOBBIE WILLIAMS (11)	WILL NATE WAYNE
JERMANE MAYBERRY (5)	MLB MARK SIMONEAU
RT JON RUMYAN	SAM CARLOS EMMONS
TE CHAD LEWIS (14)	LCB TROY VINCENT (13)
L.J. SMITH (5)	RCB LITO SHEPPARD (9)
WR JAMES THRASH	BOBBY TAYLOR (7)
QB DONOVAN McNABB	SS MICHAEL LEWIS
RB BRIAN WESTBROOK (8)	FS CLINTON HART (9)
CORRELL BUCKHALTER (5)	BRIAN DAWKINS (7)
DUCE STALEY (4)	
FB JON RITCHIE	

**PRO BOWL SELECTIONS:** QB DONOVAN McNABB, DT COREY SIMON, CB TROY VINCENT





## 2003 INDIVIDUAL DEFENSIVE STATISTICS



PLAYER	TACKLES			FOR LOSS	QUARTERBACK SACKS			INT	KD	FF	FR
	TOTAL	SOLO	ASST		HUR						
SIMONEAU, LB	149	89	60	3	2			0	4	2	0
WAYNE, LB	135	70	65	5	3	6		1	4	3	0
M. LEWIS, SS	132	78	54	0	2	8		3	7	2	1
EMMONS, LB	123	62	61	5	0	2		0	5	1	1
KALU, DE	74	33	41	4	5.5	21		1	2	0	3
VINCENT, CB	70	47	23	2	0	0		3	6	0	0
SIMON, DT	64	45	19	2	7.5	25		0	2	2	1
WALKER, DT/DE	64	36	28	4	6	19		0	0	1	2
HART, FS	61	39	22	1	1	2		0	7	0	1
WHITING, DE/DT	58	31	27	2	2	12		0	0	1	1
SHEPPARD, CB	55	39	16	1	0	3		1	15	1	0
BROWN, CB	55	38	17	1	1	3		1	10	1	0
DAWKINS, FS	51	32	19	1	0.5	2		1	5	2	0
REESE, LB	46	31	15	4	1	7		0	2	1	1
THOMAS, DT	30	19	11	3	0	8		0	1	0	0
TAYLOR, CB	28	21	7	0	0	1		1	10	0	0
MCDUGGLE, DE	13	5	8	1	0	6		0	0	1	0
COLEMAN, DE	10	5	5	0	0.5	1		0	0	0	0
RAYBURN, DT	7	5	2	0	2	1		0	0	0	0
HOOD, CB	7	4	3	0	0	0		1	0	0	1
MIKELL, S	7	2	5	0	0	0		0	0	0	0
GRASMANIS, DT	6	4	2	0	1	2		0	0	0	0
FLANIGAN, DT	6	2	4	0	0	2		0	0	0	0
ADAMS, LB	3	2	1	0	0	0		0	0	0	0
TEAM	0	0	0	0	3	0		0	0	0	0
<b>TOTALS</b>	<b>1254</b>	<b>739</b>	<b>515</b>	<b>39</b>	<b>38</b>	<b>133</b>		<b>13</b>	<b>80</b>	<b>18</b>	<b>13</b>

### INTERCEPTIONS: (13)

Vincent (3) - 1-28 vs. TB, 1-0 at Dal., 1-0 vs. NYG  
 M. Lewis (3) - 1-23 vs. NY, 1-5 at Mia., 1-3 at Was.  
 Dawkins (1) - 1-0 at Mia.  
 Brown (1) - 1-10 vs. Dal.

Hood (1) - 1-5 vs. Was.  
 Kalu (1) - 1-15-1TD vs. Was.  
 Sheppard (1) - 1-34 at Atl.  
 Taylor (1) - 1-2 vs. Dal.  
 Wayne (1) - 1-33 at GB

### QUARTERBACK SACKS: (38)

Simon (7.5) - 1 vs. NE, 1 at Buf., 1 at NYG, 1 vs. NYG, 1 vs. NO, .5 at Mia., 1 vs. SF, 1 at Was.  
 Walker (6) - 1 vs. Was., 1 vs. NY, 1 at Atl., 1 vs. NYG, 1 at Dal., .5 at Was.  
 Kalu (5.5) - 1 at NYG, 1 vs. NY, .5 vs. NYG, 1 vs. Dal., 1 at Mia., 1 vs. SF  
 Wayne (3) - 1 at Atl., 1 vs. NO, 1 at Car.  
 Lewis (2) - 1 at Dal., 1 at GB  
 Rayburn (2) - 1 vs. Dal., 1 at Was.

Simoneau (2) - 1 vs. Was., 1 at NYG  
 Whiting (2) - 1 at Car., 1 at Was.  
 Brown (1) - 1 at Buf.  
 Grasmanis (1) - 1 vs. NE  
 Hart (1) - 1 at Atl.  
 Reese (1) - 1 at Was.  
 Coleman (1) - .5 at Was.  
 Dawkins (1) - .5 at Mia.  
 Team (3) - 3 at GB

### FUMBLE RECOVERIES: (14)

Kalu (3) - 2-0 vs. NO, 1-0 at Was.  
 Walker (2) - 1-0 at GB, 1-0 at Car.  
 Emons (1) - 1-0 vs. SF  
 Hart (1) - 1-0 at Buf.  
 Hood (1) - 1-27 at Buf.  
 Lewis (1) - 1-0 at GB

Morey (1) - 1-0 at Atl.  
 Reese (1) - 1-0 vs. NY  
 Simon (1) - 1-0 at NYG  
 Vincent (1) - 1-0 vs. NO  
 Whiting (1) - 1-0 at NYG

### SINGLE GAME BESTS IN 2003

Tackles: 17 by Carlos Emons vs. TB  
 Solo Tackles: 10 (twice) by Michael Lewis at GB and vs. SF  
 Assisted Tackles: 10 by Carlos Emons vs. TB  
 Tackles for Loss: 2 (three times) by Ike Reese vs. NE; N.D. Kalu vs. NYG; Carlos Emons at Car.  
 Sacks: 1.5 by Darwin Walker vs. NYG

Interceptions: 1 (13 times) last by Michael Lewis at Was.  
 Passes Def.: 4 by Bobby Taylor vs. SF  
 Forced Fumbles: 1 (8 times) last by Corey Simon at Was.  
 Fumble Recoveries: 2 by N.D. Kalu vs. NO  
 Special Teams Tackles: 5 by Keith Adams vs. NYG

PLAYER	SPECIAL TEAMS						
	Tkls	Blk	1st FF	FR	BP	PTS	
MOREY	28	76	57	0	1	2	294
REESE	21	105	18	0	0	3	204
MIKELL	22	105	18	0	0	1	200
ENA	22	92	19	0	0	1	168
HOOD	21	34	35	0	0	0	155
ADAMS	30	67	12	0	0	0	137
BROWN	19	85	1	0	0	2	116
BARTRUM	7	63	11	0	0	0	113
HARRISON	14	62	9	0	0	0	101
EPHRAIM	0	82	0	0	0	0	89
SMITH	14	68	3	0	0	2	82
FRLEY	0	72	0	0	0	0	72
G. LEWIS	11	5	16	0	0	0	59
RITCHIE	1	59	1	0	0	0	54
WILLIAMS	0	55	0	0	0	0	51
WESTBROOK	5	10	3	0	0	5	48
RUNYAN	0	43	0	0	0	0	45
HART	11	20	2	0	0	0	31
MCDUGGLE	0	20	0	0	0	0	29
T. THOMAS	0	28	0	0	0	0	28
THRASH	0	1	0	0	0	6	27
HICKS	0	32	0	0	0	0	26
BUCKHALTER	2	17	3	0	0	0	26
C. LEWIS	0	25	0	0	0	0	21
M. LEWIS	0	14	0	0	0	1	21
SIMON	0	6	0	0	0	0	20
DICKERSON	3	8	1	0	0	0	20
D. JOHNSON	1	0	0	0	0	4	19
AKERS	6	1	0	0	0	3	18
KALU	0	3	0	0	0	0	18
WHITING	0	9	0	0	0	0	17
WELBOURN	0	19	0	0	0	0	15
RAYBURN	0	8	0	0	0	0	14
WALKER	0	5	0	0	0	0	10
SIMONEAU	1	7	0	0	0	0	10
MAHE	0	0	0	0	0	2	8
WAYNE	0	8	0	0	0	0	8
DETMER	0	1	0	0	0	1	5
GRASMANIS	0	1	0	0	0	0	5
H. THOMAS	0	1	0	0	0	0	5
McMULLEN	0	5	0	0	0	0	5
BRUTLEY	1	3	0	0	0	0	4
SHEPPARD	2	2	0	0	0	0	4
EMMONS	0	3	0	0	0	0	3
MAYBERRY	0	3	0	0	0	0	3
R. JOHNSON	0	3	0	0	0	0	3
TAYLOR	0	3	0	0	0	0	3
VINCENT	0	2	0	0	0	0	2
MITCHELL	0	1	0	0	0	1	1
COLEMAN	0	1	0	0	0	0	1
<b>TOTALS</b>	<b>239</b>	<b>1315</b>	<b>209</b>	<b>0</b>	<b>1</b>	<b>33</b>	<b>2379</b>

BLOCKED PUNT: IKE REESE (vs. NY)

BLOCKED FIELD GOAL: MICHAEL LEWIS (vs. NO)

Special Teams Key: tkls (total tackles), blk (blocks), 1st (first man downfield in coverage), ff (forced fumbles), fr (fumbles recovered), bp (big plays), pts (production points as graded by coaching staff)

### TOUCHDOWNS: (1)

Kalu (1) - vs. Was. (15-yd. INT return)





## 2003 PLAYOFF STATISTICS



DATE	W/L	SCORE	OPPONENT	ATT.
<b>NFC DIVISIONAL PLAYOFF</b>				
1-11	W	20-17	OT GREEN BAY	67,707
<b>NFC CHAMPIONSHIP</b>				
1-18	L	3-14	CAROLINA	67,862

TEAM STATISTICS	EAGLES	OPP.
<b>TOTAL FIRST DOWNS</b>	37	30
RUSHING	14	17
PASSING	20	12
PENALTY	3	1
3RD DOWN: MADE/ATT	6/30	14/32
3RD DOWN PCT.	20.0	43.8
4TH DOWN: MADE/ATT	3/4	0/1
4TH DOWN PCT.	75.0	0.0
POSSESSION AVG.	29:57	30:03
TOTAL NET YARDS	652	637
AVG. PER GAME	326.0	318.5
TOTAL PLAYS	139	120
AVG. PER PLAY	4.7	5.3
<b>NET YARDS RUSHING</b>	301	365
AVG. PER GAME	150.5	182.5
TOTAL RUSHES	51	77
<b>NET YARDS PASSING</b>	351	272
AVG. PER GAME	175.5	136.0
SACKED/YARDS LOST	13/85	1/9
GROSS YARDS	436	281
ATT./COMPLETIONS	75/38	42/24
COMPLETION PCT.	50.7	57.1
HAD INTERCEPTED	4	1
<b>PUNTS/AVERAGE</b>	11/40.8	15/39.9
<b>NET PUNTING AVG.</b>	11/36.5	15/34.1
<b>PENALTIES/YARDS</b>	7/59	11/80
<b>FUMBLE/BALL LOST</b>	4/1	1/0
<b>TOUCHDOWNS</b>	2	4
RUSHING	0	1
PASSING	2	3
RETURNS	0	0

SCORE BY PERIODS		Q1	Q2	Q3	Q4	OT	PTS	
EAGLES		0	10	0	10	3	23	
OPPONENTS		14	7	7	3	0	31	
SCORING	TD	RU	PA	RT	PAT	FG	S	PTS
AKERS	0	0	0	0	2/2	3/4	0	11
PINKSTON	1	0	1	0			0	6
STALEY	1	0	1	0			0	6
EAGLES	2	0	2	0	2/2	3/4	0	23
OPPONENTS	4	1	3	0	4/4	1/1	0	31

2-PT. CONVERSIONS: EAGLES 0-0, OPPONENTS 0-0

RUSHING	NO.	YDS	AVG	LONG	TD
STALEY	18	124	6.9	22	0
McNABB	13	117	9.0	41	0
BUCKHALTER	20	60	3.0	9	0
EAGLES	51	301	5.9	41	0
OPPONENTS	77	365	4.7	33	1

RECEIVING	NO.	YDS	AVG	LONG	TD
C.LEWIS	8	106	13.3	27	0
PINKSTON	7	95	13.6	45	1
STALEY	7	59	8.4	19	1
MITCHELL	6	75	12.5	28	0
SMITH	3	43	14.3	23	0
BUCKHALTER	3	31	10.3	23	0
THRASH	2	18	9.0	9	0
MAHE	1	8	8.0	8	0
RITCHIE	1	1	1.0	1	0

EAGLES	38	436	11.5	45	2
OPPONENTS	24	281	11.7	44	3

INT'S	NO.	YDS	AVG	LONG	TD
DAWKINS	1	35	35.0	35	0
EAGLES	1	35	35.0	35	0
OPPONENTS	4	13	3.3	13	0

PASSING	ATT	CMP	Yds	CMP%	Yd/At	TD	TD%	INT	INT%	LONG	SACKS	RATING
McNABB	61	31	348	50.8	5.70	2	3.3	3	4.9	45	12/77	58.6
DETMER	14	7	88	50.0	6.29	0	0.0	1	7.1	27	1/8	40.2
EAGLES	75	38	436	50.7	5.81	2	2.7	4	5.3	45	13/85	55.2
OPPONENTS	42	24	281	57.1	6.69	3	7.1	1	2.4	44	1/9	91.5

**SPECIAL TEAMS TACKLES:** ADAMS 3, MIKELL 2, HOOD 1, HART 1, MOREY 1, ENA 1, D.JOHNSON 1, G.LEWIS 1, AKERS 1, TOTAL 12

PUNTING	NO.	YDS	AVG	TB	IN	LG	B
D.JOHNSON	11	449	40.8	1	3	54	0
EAGLES	11	449	40.8	1	3	54	0
OPPONENTS	15	599	39.9	2	5	59	0

PUNT RETURNS	RET	FC	YDS	AVG	LG	TD
MAHE	5	2	37	7.4	12	0
SHEPPARD	1	0	11	11.0	11	0
EAGLES	6	2	48	8.0	12	0
OPPONENTS	6	2	27	4.5	15	0

KICKOFF RETURNS	NO.	YDS	AVG	LG	TD
THRASH	8	187	23.4	36	0
EAGLES	8	187	23.4	36	0
OPPONENTS	6	140	23.3	40	0

FGS	1-19	20-29	30-39	40-49	50+
AKERS	0/0	0/0	2/3	1/1	0/0
EAGLES	0/0	0/0	2/3	1/1	0/0
OPPONENTS	0/0	1/1	0/0	0/0	0/0

AKERS: (33N,37G,31G) (41G)  
OPPONENTS: (21G) (1)

SACKS: REESE 1.0, EAGLES 1.0, OPPONENTS 13.0

### DEFENSIVE STATS

PLAYER	TACKLES				FOR LOSS	QUARTERBACK		INT	KD	FF	FR
	TOTAL	SOLO	ASST	LOSS		SACKS	HUR				
WAYNE, LB	16	11	5	0	0	NA	0	0	0	0	0
SIMONEAU, LB	15	11	4	0	0	NA	0	0	0	0	0
M.LEWIS, SS	12	9	3	0	0	NA	0	1	0	0	0
DAWKINS, FS	8	8	0	0	0	NA	1	1	0	0	0
TAYLOR, CB	7	7	0	0	0	NA	0	3	0	0	0
REESE, LB	7	7	0	0	1	NA	0	1	1	0	0
WALKER, DT	6	5	1	0	0	NA	0	0	0	0	0
VINCENT, CB	6	4	2	0	0	NA	0	1	0	0	0
SIMON, DT	6	4	2	3	0	NA	0	0	0	0	0
KALU, DE	6	3	3	1	0	NA	0	0	0	0	0
BROWN, CB	5	5	0	1	0	NA	0	0	0	0	0
WHITING, DE	4	3	1	0	0	NA	0	0	0	0	0
COLEMAN, DE	3	3	0	0	0	NA	0	0	0	0	0
McDOUGLE, DE	2	1	1	0	0	NA	0	1	0	0	0
RAYBURN, DT	2	0	2	0	0	NA	0	0	0	0	0
SHEPPARD, CB	1	1	0	0	0	NA	0	0	0	0	0
ADAMS, LB	1	1	0	0	0	NA	0	0	0	0	0
HOOD, CB	0	0	0	0	0	NA	0	1	0	0	0
<b>TOTALS</b>	<b>107</b>	<b>83</b>	<b>24</b>	<b>5</b>	<b>1</b>	<b>0</b>	<b>1</b>	<b>9</b>	<b>1</b>	<b>0</b>	<b>0</b>





## THE LAST TIME ...



### SHUTOUT

By Eagles: 12/1/96 24-0 vs. NY Giants  
By Opponent: 9/8/03 17-0 vs. Tampa Bay

### HOLD OPPONENT WITHOUT A TOUCHDOWN

By Eagles: 1/11/03 Eagles win vs. Atlanta, 20-6 (2 FGs) [playoffs]  
12/21/02 Eagles win at Dallas 27-3 (1 FG)  
By Opponent: 1/18/04 Panthers win at Philadelphia, 14-3 (1 FG) [playoffs]  
9/8/03 Buccaneers win at Philadelphia, 17-0

### SAFETY SCORED

By Eagles: 12/7/03 Cowboys long snapper Matt Lehr snapped ball out of the end zone at Philadelphia  
By Opponent: 1/19/02 Sean Landeta runs out of the back of the end zone at Chicago [playoffs]  
9/9/96 Rodney Peete sacked in end zone by Reggie White and Santana Dotson at Green Bay

### BLOCKED FIELD GOAL

By Eagles: 11/23/03 Michael Lewis blocked a 45-yard attempt by John Carney vs. New Orleans  
By Opponent: 11/2/03 Ed Jasper blocked a 41-yard attempt by David Akers at Atlanta

### TOUCHDOWN OFF OF FAKE FIELD GOAL

By Eagles: 12/24/89 Roger Ruzek 22-yard pass to Cris Carter vs. Phoenix  
By Opponent: 12/20/98 Holder Eric Bjornson 7-yard run at Dallas

### BLOCKED PAT

By Eagles: 10/30/88 Reggie White blocked a PAT attempt by Greg Davis vs. Atlanta  
By Opponent: 9/30/01 Flozell Adams blocked a PAT attempt by David Akers vs. Dallas

### MISSED (NOT BLOCKED) PAT

By Eagles: 10/15/00 David Akers at Arizona  
By Opponent: 11/30/03 John Kasay at Carolina

### SUCCESSFUL TWO POINT CONVERSION

By Eagles: 10/28/02 Chad Lewis pass from Donovan McNabb vs. NY Giants  
By Opponent: 12/21/03 Brandon Lloyd pass from Jeff Garcia vs. San Francisco

### FAILED TWO POINT CONVERSION

By Eagles: 11/30/03 Chad Lewis pass from Donovan McNabb at Carolina  
By Opponent: 11/23/03 Boo Williams pass from Aaron Brooks vs. New Orleans

### PUNT RETURN FOR A TOUCHDOWN

By Eagles: 12/21/03 Brian Westbrook, 81 yards vs. San Francisco  
By Opponent: 10/6/02 Bobby Shaw, 69 yards at Jacksonville

### BLOCKED PUNT

By Eagles: 10/26/03 Ike Reese blocked Dan Stryzinski's punt vs. NY Jets  
By Opponent: 12/19/99 Larry Whigham blocked Sean Landeta's punt vs. New England

### BLOCKED PUNT RECOVERED FOR TOUCHDOWN

By Eagles: 11/22/92 Ken Rose returned Sean Landeta's blocked punt (blocked by Rose) 3 yards at NY Giants  
By Opponent: 11/10/96 Gabe Northern returned Tom Hutton's blocked punt (blocked by Northern) 18 yards vs. Buffalo

### KICKOFF RETURN FOR A TOUCHDOWN

By Eagles: 11/4/01 Brian Mitchell, 94 yards at Arizona  
By Opponent: 10/12/03 Randal Williams, 37 yards at Dallas

### KICKOFF RETURN FOR A TOUCHDOWN TO START A GAME

By Eagles: 11/4/01 Brian Mitchell, 94 yards at Arizona  
By Opponent: 10/12/03 Randal Williams, 37 yards at Dallas

### INTERCEPTION RETURN FOR A TOUCHDOWN

By Eagles: 10/5/03 N.D. Kalu, 15 yards (QB Patrick Ramsey) vs. Washington  
By Opponent: 9/14/03 Teddy Bruschi, 18 yards (QB Donovan McNabb) vs. New England





## 2003 PHILADELPHIA EAGLES GAME-BY-GAME OFFENSIVE STATISTICS

DATE OPP.	First Downs				3rd Down	4th Down	# of Plays	Tot. Yds.	Rush Att-Yds	PASSING			Pen. #/Yds	TDs		FGs M/A	Punting No./Avg	Time/Poss.			
	Total	Ru	Pa	Pn						Net	Sacks	Yds		Att/Cp/Int	Ru				P	Rt	
9/08 TB	13	4	7	2	2/11	0/2	56	245	16-121	124	3/24	148	37/19/1	3/25	2/1	0	0	0/0	7/38.1	22:21	
9/14 NE	23	7	13	3	3/14	0/0	72	268	16-100	168	8/43	211	48/20/2	7/53	5/4	1	0	1/1	8/43.0	23:25	
9/28 @ Buf.	19	6	10	3	9/16	0/0	65	335	34-176	159	2/14	173	29/18/0	7/45	2/0	2	0	3/3	4/43.5	33:48	
10/05 WAS.	18	7	9	2	6/14	0/0	63	267	30-127	140	3/17	157	30/16/2	7/86	1/0	1	1	2/2	5/39.6	32:29	
10/12 @ DAL.	14	8	3	3	5/15	1/1	60	232	32-117	115	2/11	126	26/11/0	2/10	2/1	2	1	0/0	8/45.1	27:56	
10/19 @ NYG	9	6	2	1	4/13	0/0	49	134	23-87	47	3/17	64	23/9/1	6/35	3/1	1	0	0/0	7/41.9	24:18	
10/26 NYJ	23	12	10	1	6/11	0/0	60	306	32-194	112	5/29	141	23/17/1	1/10	1/1	2	1	0/2	2/30.0	31:22	
11/02 @ ATL.	24	8	13	3	2/11	0/0	63	430	28-128	302	2/10	312	33/21/0	11/90	0/0	1	1	0/4	5/46.2	28:45	
11/10 @ GB	15	7	7	1	4/14	0/1	62	282	30-92	190	1/8	198	31/15/0	6/40	0/0	1	1	0/2	7/39.4	28:45	
11/16 NYG	20	5	14	1	3/8	0/0	51	376	21-62	314	0/0	314	30/24/0	7/49	1/1	2	2	0/0	5/29.6	28:13	
11/23 NO	22	8	12	2	4/10	0/0	60	448	32-201	247	3/12	259	25/16/0	14/171	0/0	2	1	0/4	3/34.7	31:04	
11/30 @ CAR.	17	5	9	3	5/12	0/0	57	283	28-124	159	3/23	182	26/18/1	4/35	1/1	1	1	0/4	3/49.3	29:54	
12/07 DAL.	20	4	11	5	4/12	0/1	59	403	23-175	228	2/12	240	34/18/0	3/25	1/0	1	3	0/2	5/38.8	26:38	
12/15 @ Mia.	23	8	10	5	3/8	0/0	57	401	28-140	261	1/0	261	28/16/1	6/60	1/0	3	1	0/2	3/43.0	27:55	
12/21 SF	18	6	9	3	3/10	1/1	51	293	19-88	205	5/33	238	27/17/2	5/35	1/1	2	1	0/2	4/41.5	24:46	
12/27 @ Was.	24	4	17	3	6/11	1/1	59	332	25-83	249	0/0	249	34/24/0	7/48	0/0	1	3	0/1	3/38.0	31:22	
2003 TOTALS	302	105	156	41	69/190	3/7	944	5,035	417-2,015	3,020	43/253	3,273	484/279/11	96/817	21/11	23	17	3	24/29	79/40.6	28:17
1/11 GB	19	6	13	0	4/17	2/2	72	363	25-164	199	8/49	248	39/21/0	3/25	3/1	0	2	0/3	7/43.1	32:28	
1/18 CAR.	18	8	7	3	2/13	1/2	67	289	26-137	152	5/36	188	36/17/4	4/34	1/0	0	0	1/1	4/36.8	29:49	





## 2003 PHILADELPHIA EAGLES GAME-BY-GAME DEFENSIVE STATISTICS

DATE OPP.	First Downs				3rd Down	4th Down	# of Plays	Tot. Yds.	Rush Att-Yds	PASSING				Pen. #/Lost	TDs			FGs M/A	Punting No./Avg	Time/Poss.	
	Total	Ru	Pa	Pn						Net	Sacks	Yds	Att/Cp/Int		Ru	P	Rt				
9/08 TB	19	4	15	0	9/17	0/0	67	328	31-90	0/0	238	36/27/1	7/64	0/0	0	2	0	1/1	6/45.0	37:39	
9/14 NE	17	2	13	2	4/17	1/2	76	309	30-62	2/8	255	44/30/0	8/84	1/0	0	3	1	1/1	10/38.9	36:35	
9/28 @ BUF.	15	1	13	1	6/15	2/3	57	308	12-21	2/9	296	43/27/0	10/84	3/1	1	1	0	0/1	4/41.0	26:12	
10/05 WAS.	20	5	12	3	5/17	1/1	73	307	21-49	2/13	271	50/25/2	11/85	0/0	1	1	0	4/4	6/42.0	27:31	
10/12 @ DAL.	15	7	8	0	5/16	1/1	63	292	36-119	1/10	183	26/15/1	5/23	1/0	1	0	1	3/3	6/38.7	32:04	
10/19 @ NYG	25	11	12	2	7/17	0/1	80	339	41-180	3/15	174	36/22/0	6/66	3/2	0	1	0	1/1	7/36.0	35:42	
10/26 NYJ	22	6	16	0	5/9	0/1	61	377	24-125	2/14	266	35/21/1	5/35	1/1	1	1	0	1/2	2/17.0	28:38	
11/02 @ ATL.	17	10	5	2	5/13	0/0	59	278	28-131	3/17	164	28/16/1	8/61	1/1	1	0	0	3/3	5/43.4	31:15	
11/10 @ GB	17	11	4	2	3/14	1/1	63	309	37-241	4/41	109	22/14/1	4/33	6/2	1	1	0	0/1	7/41.4	31:15	
11/16 NYG	20	6	13	1	5/14	0/2	71	361	24-109	3/16	268	44/25/1	11/113	0/0	0	1	0	1/1	6/38.3	31:47	
11/23 NO	27	9	15	3	5/10	0/2	65	466	24-199	2/20	287	39/24/0	12/101	4/3	2	1	0	0/1	1/40.0	28:56	
11/30 @ CAR.	19	6	12	1	4/12	0/1	60	336	29-136	2/16	216	29/18/0	9/70	1/1	0	2	0	1/4	3/46.7	30:06	
12/07 DAL.	13	9	4	0	2/13	0/0	61	225	34-150	3/18	93	24/15/2	9/62	1/0	0	1	0	1/1	7/31.6	33:22	
12/15 @ MIA.	22	9	12	1	3/14	2/3	71	398	29-177	2/19	240	40/21/2	7/76	0/0	3	0	0	2/2	3/34.0	32:05	
12/21 SF	22	12	9	1	6/14	0/2	74	414	43-203	2/14	225	29/15/0	8/70	2/1	1	2	0	3/3	4/33.8	36:19	
12/27 @ WAS.	16	8	8	0	4/9	0/2	57	260	18-79	5/18	199	34/22/1	9/78	2/1	1	0	0	0/1	1/69.0	28:38	
2003 TOTALS	306	116	171	19	78/221	8/22	1,058	5,307	461-2,071	3,236	38/248	3,484	559/337/13	129/1,105	26/13	13	17	2	22/30	78/38.9	31:43
1/11 GB	16	9	7	0	10/19	0/1	66	381	37-210	1/9	180	28/15/1	6/45	0/0	0	2	0	1/1	7/41.9	32:20	
1/18 CAR.	14	8	5	1	4/13	0/0	54	256	40-155	0/0	101	14/9/0	5/35	1/0	1	1	0	0/0	8/38.3	30:11	





## 2003 GAME-BY-GAME RUSHING STATISTICS



DATE	OPP.	BRIAN WESTBROOK				CORRELL BUCKHALTER				DUCE STALEY				DONOVAN McNABB			
		ATT	YDS	AVG	LGTD	ATT	YDS	AVG	LGTD	ATT	YDS	AVG	LGTD	ATT	YDS	AVG	LGTD
9/08	TB	2	5	2.5	4	1	0	0.0	0	7	14	2.0	4	5	55	11.0	16
9/14	NE	6	29	4.8	9	0	0	0.0	0	5	17	3.4	9	5	54	8.8	15
9/28	@ Buf.	11	96	8.762T	1	11	25	2.3	13	2	4	2.0	2	9	47	8.7	25
10/05	Was.	11	64	5.819T	1	3	3	1.0	2	9	42	4.7	16	7	18	2.5	8
10/12	@ Dal.	8	37	4.6	21	11	52	4.720T	1	7	28	4.0	16	6	0	0.0	3
10/19	@ NYG	15	67	4.5	18	3	19	4.5	11	1	5	5.0	5	3	-1	-0.3	0
10/26	NYJ	5	25	5.0	8	15	100	6.7	21	9	47	5.2	18	2	18	9.0	16
11/02	@ Atl.	INACTIVE (ANKLE)				23	92	4.0	13	3	14	4.7	9	2	22	11.0	11
11/10	@ GB	5	1	0.2	3	9	23	2.6	11	10	53	5.3	12	5	26	5.2	16
11/16	NYG	9	48	5.3	23	5	2	0.4	4	3	12	4.0	7	4	0	0.0	1
11/23	NO	9	52	5.815T	1	7	18	2.6	8	8	77	9.6	16	7	54	7.7	34
11/30	@ Car.	12	64	5.3	20	6	30	5.0	13	8	24	3.0	6	2	6	3.0	7
12/07	Dal.	7	31	4.4	8	13	115	8.864T	1	2	8	4.0	4	1	21	21.0	21
12/15	@ Mia.	8	59	7.4	28	6	9	1.5	3	6	58	9.7	22	8	14	1.8	7
12/21	SF	5	29	5.8	13	INACTIVE				11	53	4.8	19	2	5	2.5	4
12/27	@ Was.	4	6	1.5	4	13	54	4.2	12	5	7	1.4	5	3	16	5.3	13
2003 TOTALS		117	613	5.262T	7	126	542	4.364T	8	96	463	4.8	22	5	71	355	5.1
CAREER TOTALS		163	806	4.962T	7	255	1128	4.464T	10	1200	4807	4.0	64T	22	348	2239	6.4
1/11	GB	INJURED RESERVE (TRICEPS)				9	12	1.3	6	5	45	9.0	22	0	11	107	9.7
1/18	Car.	INJURED RESERVE (TRICEPS)				11	48	4.4	9	0	13	79	6.1	18	2	10	5.0

Other rushers: James Thrash 5-52 (1-47 vs. TB; 1-4 at Buf.; 1-(-3) at NYG; 1-4 vs. NYJ; 1-0 vs. NO); Jon Ritchie 1-1 vs. SF; Todd Pinkston 1-(-11) at GB

## 2003 GAME-BY-GAME RECEIVING STATISTICS

DATE	OPP.	JAMES THRASH				BRIAN WESTBROOK				TODD PINKSTON				DUCE STALEY			
		REC	YDS	AVG	LGTD	REC	YDS	AVG	LGTD	REC	YDS	AVG	LGTD	REC	YDS	AVG	LGTD
9/08	TB	5	46	9.2	14	0	0	0.0	0	2	7	3.5	7	7	46	6.6	11
9/14	NE	6	80	13.3	24	1	7	7.0	7	3	35	11.7	13	3	16	5.3	8
9/28	@ Buf.	3	47	15.7	17	1	5	5.0	5	6	60	10.0	27	3	16	5.3	7
10/05	Was.	2	26	13.0	19	4	15	3.8	11	2	22	11.0	17	0	0	0.0	0
10/12	@ Dal.	3	15	5.0	6	0	0	0.0	0	0	0	0.0	0	3	66	22.0	52T
10/19	@ NYG	0	0	0.0	0	3	11	3.7	6	1	6	6.0	6	1	4	4.0	4
10/26	NYJ	4	23	5.8	7	2	16	8.0	11	2	23	11.5	16	0	0	0.0	0
11/02	@ Atl.	4	69	17.3	41	INACTIVE (ANKLE)				2	15	7.5	12	4	38	9.5	17
11/10	@ GB	2	55	27.5	51	0	0	0.0	0	3	26	8.7	10	2	45	22.5	34
11/16	NYG	6	48	8.0	12	5	60	12.0	29T	2	22	11.0	19	1	38	38.0	38
11/23	NO	2	19	9.5	13	3	47	15.7	38	1	48	48.0	48	2	26	13.0	13
11/30	@ Car.	3	27	9.0	10T	5	32	6.4	15	1	15	15.0	15	1	8	8.0	8
12/07	Dal.	4	34	8.5	20	3	40	13.3	20	1	23	23.0	23	3	22	7.3	17
12/15	@ Mia.	2	48	24.0	44	3	45	15.0	25T	1	78	39.0	59	0	0	0.0	0
12/21	SF	1	13	13.0	13	5	39	7.8	20	5	121	24.2	47	1	1	1.0	1
12/27	@ Was.	2	8	4.0	5	2	15	7.5	17	3	74	24.7	40	5	56	11.2	24
2003 TOTALS		49	558	11.4	51	37	332	9.0	38	36	575	16.0	59	2	36	382	10.6
CAREER TOTALS		229	2910	12.7	64T	18	46	418	9.0	38	4	148	2140	14.5	62T	13	275
1/11	GB	1	9	9.0	9	INJURED RESERVE (TRICEPS)				7	95	13.6	45	1	3	26	8.7
1/18	Car.	1	9	9.0	9	INJURED RESERVE (TRICEPS)				0	0	0.0	0	4	33	8.3	19





## 2003 GAME-BY-GAME RECEIVING STATISTICS



DATE	OPP.	FREDDIE MITCHELL					L.J. SMITH					CHAD LEWIS					JON RITCHIE				
		REC	YDS	AVG	LG	TD	REC	YDS	AVG	LG	TD	REC	YDS	AVG	LG	TD	REC	YDS	AVG	LG	TD
9/08	TB	1	15	15.0	15	0	0	0	0.0	0	0	3	22	7.3	14	0	1	12	12.0	12	0
9/14	NE	3	16	5.3	9	0	0	0	0.0	0	0	3	36	12.0	16	0	0	0	0.0	0	0
9/28	@ Buf.	2	24	12.0	15	0	2	17	8.5	9	0	0	0	0.0	0	0	1	4	4.0	4	0
10/05	Was.	1	39	39.0	39	0	4	39	9.8	25	0	0	0	0.0	0	0	2	14	7.0	10	1
10/12	@ Dal.	1	27	27.0	27	0	1	5	5.0	5	0	1	9	9.0	9	0	1	2	2.0	2	0
10/19	@ NYG	0	0	0.0	0	0	1	25	25.0	25	0	2	15	7.5	8	0	1	3	3.0	3	0
10/26	NYJ	2	29	14.5	19	0	3	32	10.7	14	0	1	8	8.0	8	0	3	10	3.3	4	1
11/02	@ Atl.	2	43	21.5	37	1	6	97	16.2	36	0	1	14	14.0	14	0	0	0	0.0	0	0
11/10	@ GB	3	23	7.7	9	0	0	0	0.0	0	0	2	33	16.5	20	0	2	11	5.5	6	0
11/16	NYG	4	60	15.0	37	0	2	29	14.5	24	0	2	16	8.0	12	0	0	0	0.0	0	0
11/23	NO	2	24	12.0	18	0	1	28	28.0	28	0	2	37	18.5	23	0	1	2	2.0	2	1
11/30	@ Car.	3	40	13.3	22	0	1	15	15.0	15	0	1	29	29.0	29	0	2	9	4.5	5	0
12/07	Dal.	3	58	19.3	33	0	1	6	6.0	6	1	1	28	28.0	28	0	0	0	0.0	0	0
12/15	@ Mia.	2	30	15.0	16	0	3	16	5.3	9	0	2	31	15.5	16	0	2	13	6.5	8	0
12/21	SF	2	23	11.5	17	0	INACTIVE (GROIN/LEG)					1	12	12.0	12	0	1	6	6.0	6	0
12/27	@ Was.	4	47	11.8	15	1	2	12	6.0	7	0	1	3	3.0	3	1	0	0	0.0	0	0
<b>2003 TOTALS</b>		<b>35</b>	<b>498</b>	<b>14.2</b>	<b>39</b>	<b>2</b>	<b>27</b>	<b>321</b>	<b>11.9</b>	<b>36</b>	<b>1</b>	<b>23</b>	<b>293</b>	<b>12.7</b>	<b>29</b>	<b>1</b>	<b>17</b>	<b>86</b>	<b>5.1</b>	<b>12</b>	<b>3</b>
<b>CAREER TOTALS</b>		<b>68</b>	<b>886</b>	<b>13.0</b>	<b>39</b>	<b>3</b>	<b>27</b>	<b>321</b>	<b>11.9</b>	<b>36</b>	<b>1</b>	<b>195</b>	<b>2030</b>	<b>10.4</b>	<b>52</b>	<b>20</b>	<b>146</b>	<b>1112</b>	<b>7.5</b>	<b>31</b>	<b>7</b>
1/11	GB	2	37	18.5	28	0	2	31	15.5	23	0	4	37	9.3	12	0	0	0	0.0	0	0
1/18	Car.	4	38	9.5	12	0	1	12	12.0	12	0	4	69	17.3	27	0	1	1	1.0	1	0

DATE	OPP.	CORRELL BUCKHALTER					GREG LEWIS					RENO MAHE					BILLY McMULLEN				
		REC	YDS	AVG	LG	TD	REC	YDS	AVG	LG	TD	REC	YDS	AVG	LG	TD	REC	YDS	AVG	LG	TD
9/08	TB	0	0	0.0	0	0	INACTIVE					INACTIVE					0	0	0.0	0	0
9/14	NE	1	21	21.0	21	0	INACTIVE					DID NOT PLAY					DID NOT PLAY				
9/28	@ Buf.	0	0	0.0	0	0	INACTIVE					DID NOT PLAY					0	0	0.0	0	0
10/05	Was.	0	0	0.0	0	0	INACTIVE					DID NOT PLAY					1	2	2.0	2	0
10/12	@ Dal.	1	2	2.0	2	0	INACTIVE					INACTIVE					0	0	0.0	0	0
10/19	@ NYG	0	0	0.0	0	0	0	0	0.0	0	0	INACTIVE					DID NOT PLAY				
10/26	NYJ	0	0	0.0	0	0	0	0	0.0	0	0	DID NOT PLAY					0	0	0.0	0	0
11/02	@ Atl.	1	18	18.0	18	0	1	18	18.0	18	0	0	0	0.0	0	0	DID NOT PLAY				
11/10	@ GB	0	0	0.0	0	0	0	0	0.0	0	0	1	5	5.0	5	0	INACTIVE				
11/16	NYG	1	27	27.0	27	0	1	14	14.0	14	0	INACTIVE					INACTIVE				
11/23	NO	1	20	20.0	20	0	1	8	8.0	8	0	INACTIVE					INACTIVE				
11/30	@ Car.	0	0	0.0	0	0	1	7	7.0	7	0	INACTIVE					INACTIVE				
12/07	Dal.	2	29	14.5	24	0	0	0	0.0	0	0	INACTIVE					INACTIVE				
12/15	@ Mia.	0	0	0.0	0	0	0	0	0.0	0	0	INACTIVE					INACTIVE				
12/21	SF	INACTIVE					1	23	23.0	23	0	DID NOT PLAY					INACTIVE				
12/27	@ Was.	3	16	5.3	11	1	1	25	25.0	25	0	INACTIVE					INACTIVE				
<b>2003 TOTALS</b>		<b>10</b>	<b>133</b>	<b>13.3</b>	<b>27</b>	<b>1</b>	<b>6</b>	<b>95</b>	<b>15.8</b>	<b>25</b>	<b>0</b>	<b>1</b>	<b>5</b>	<b>5.0</b>	<b>5</b>	<b>0</b>	<b>1</b>	<b>2</b>	<b>2.0</b>	<b>2</b>	<b>0</b>
<b>CAREER TOTALS</b>		<b>23</b>	<b>263</b>	<b>11.4</b>	<b>27</b>	<b>1</b>	<b>6</b>	<b>95</b>	<b>15.8</b>	<b>25</b>	<b>0</b>	<b>1</b>	<b>5</b>	<b>5.0</b>	<b>5</b>	<b>0</b>	<b>1</b>	<b>2</b>	<b>2.0</b>	<b>2</b>	<b>0</b>
1/11	GB	1	5	5.0	5	0	0	0	0.0	0	0	1	8	8.0	8	0	0	0	0.0	0	0
1/18	Car.	2	26	13.0	23	0	0	0	0.0	0	0	0	0	0.0	0	0	0	0	0.0	0	0

Other receiver: Donovan McNabb 1-(-7) at Was.





## 2003 GAME-BY-GAME PASSING STATISTICS



		DONOVAN McNABB									KOY DETMER								
DATE	OPP.	ATT	CMP	PCT	YDS	TD	INT	LG	SAC	RAT	ATT	CMP	PCT	YDS	TD	INT	LG	SAC	RAT
9/08	TB	36	19	52.7	148	0	1	15	3/24	51.6	1	0	0.0	0	0	0	0	0/0	39.6
9/14	NE	46	18	39.1	186	0	2	24	8/43	33.4	2	2	100.0	25	0	0	15	0/0	118.8
9/28	@ Buf.	29	18	62.1	173	0	0	27	2/14	78.5	0	0	0.0	0	0	0	0	0/0	0
10/05	Was.	30	16	53.3	157	1	2	39	3/17	51.7	0	0	0.0	0	0	0	0	0/0	0
10/12	@ Dal.	26	11	42.3	126	1	0	52	2/11	70.4	0	0	0.0	0	0	0	0	0/0	0
10/19	@ NYG	23	9	39.1	64	0	1	25	3/17	29.1	0	0	0.0	0	0	0	0	0/0	0
10/26	NYJ	23	17	73.9	141	1	1	19	5/29	85.6	0	0	0.0	0	0	0	0	0/0	0
11/02	@ Atl.	33	21	63.6	312	1	0	41	2/10	104.6	0	0	0.0	0	0	0	0	0/0	0
11/10	@ GB	31	15	48.4	198	1	0	51	1/8	79.8	0	0	0.0	0	0	0	0	0/0	0
11/16	NYG	30	24	80.0	314	2	0	38	0/0	132.5	0	0	0.0	0	0	0	0	0/0	0
11/23	NO	25	16	64.0	259	1	0	48	3/12	111.9	0	0	0.0	0	0	0	0	0/0	0
11/30	@ Car.	26	18	69.2	182	1	1	29	3/23	85.7	0	0	0.0	0	0	0	0	0/0	0
12/07	Dal.	34	18	54.3	240	3	0	33	2/12	105.4	0	0	0.0	0	0	0	0	0/0	0
12/15	@ Mia.	27	15	55.6	236	0	1	59	1/0	69.4	0	0	0.0	0	0	0	0	0/0	0
12/21	SF	27	17	63.0	238	1	2	47	5/33	72.8	0	0	0.0	0	0	0	0	0/0	0
12/27	@ Was.	32	23	71.9	242	3	0	40	0/0	124.7	2	1	50.0	7	0	0	7	0/0	58.3
2003 TOTALS		478	275	57.5	3216	16	11	59	43/253	79.6	5	3	60.0	32	0	0	15	0/0	78.8
CAREER TOTALS		2117	1207	57.0	13051	87	49	70	183/1158	79.3	258	124	52.0	1499	10	9	61	7/46	68.0
1/11	GB	39	21	53.8	248	2	0	45	8/49	90.5	0	0	0.0	0	0	0	0	0/0	0.0
1/18	Car.	22	10	45.5	100	0	3	23	4/28	19.3	14	7	50.0	88	0	1	27	1/8	40.2

► Denotes starting quarterback Other passers: Freddie Mitchell 1-1-25-0-1TD at Mia.

## KICKING STATISTICS

## PUNTING STATISTICS

		DAVID AKERS								DIRK JOHNSON							
DATE	OPP.	PTS	XP-XPA	FG-FGA	1-19	20-29	30-39	40-49	50+	NO.	YDS	AVG	NET	TB	IN20	LGBLK	
9/08	TB	0	0-0	0-0	0-0	0-0	0-0	0-0	0-0	7	267	38.1	31.0	1	0	50	0
9/14	NE	4	1-1	1-1	0-0	0-0	0-0	0-0	1-1	8	344	43.0	34.6	1	2	56	0
9/28	@ Buf.	11	2-2	3-3	0-0	2-2	1-1	0-0	0-0	4	174	43.5	36.5	1	0	53	0
10/05	Was.	9	3-3	2-2	0-0	0-0	1-1	0-0	1-1	5	198	39.6	33.4	1	1	49	0
10/12	@ Dal.	3	3-3	0-0	0-0	0-0	0-0	0-0	0-0	8	361	45.1	41.4	1	5	60	0
10/19	@ NYG	2	2-2	0-0	0-0	0-0	0-0	0-0	0-0	7	293	41.9	39.4	0	2	56	0
10/26	NYJ	6	3-3	1-2	0-0	0-0	1-1	0-0	0-1	2	60	30.0	30.0	0	1	43	0
11/02	@ Atl.	11	2-2	3-4	0-0	2-2	0-0	1-2	0-0	5	231	46.2	30.0	0	2	54	0
11/10	@ GB	5	2-2	1-2	0-0	1-1	0-0	0-1	0-0	7	276	39.4	33.7	2	2	48	0
11/16	NYG	4	4-4	0-0	0-0	0-0	0-0	0-0	0-0	5	148	29.6	29.2	0	4	35	0
11/23	NO	15	3-3	4-4	0-0	0-0	2-2	2-2	0-0	3	104	34.7	28.0	1	1	47	0
11/30	@ Car.	13	1-1	4-4	0-0	1-1	2-2	1-1	0-0	3	148	49.3	42.3	1	1	56	0
12/07	Dal.	10	4-4	2-2	0-0	2-2	0-0	0-0	0-0	5	194	38.8	32.8	0	1	48	0
12/15	@ Mia.	10	4-4	2-2	0-0	0-0	0-0	2-2	0-0	3	129	43.0	33.7	1	1	51	0
12/21	SF	4	4-4	0-2	0-0	0-0	0-0	0-2	0-0	4	166	41.5	35.0	0	1	54	0
12/27	@ Was.	7	4-4	1-1	0-0	1-1	0-0	0-0	0-0	3	114	38.0	37.7	0	3	46	0
2003 TOTALS		114	42-42	24-29	0-0	9-9	7-7	6-10	2-3	79	3207	40.6	34.6	10	27	60	0
CAREER TOTALS		496	160-163	112-135	2-2	33-33	42-46	28-42	7-12	87	3514	40.4	34.8	10	28	60	0
1/11	GB	8	2-2	2-3	0-0	0-0	2-3	0-0	0-0	7	302	43.1	39.3	0	2	49	0
1/18	Car.	3	0-0	1-1	0-0	0-0	0-0	1-1	0-0	4	147	36.8	31.8	1	1	54	0





## WHERE THE EAGLES RANKED (2002-2003)



	2003 OFFENSE	2003 DEFENSE	2002 OFFENSE	2002 DEFENSE
Total Points	374 (6/11)	287 (3/7)	415 (2/4)	241 (2/2)
Total 1st Downs	302 (7τ/13τ)	306 (11/21)	311 (8/18)	272 (4/4)
3rd Down Efficiency	36.3 (9/18)	35.3 (4/9)	39.0 (10/20)	31.0 (1/1)
4th Down Efficiency	42.9 (9/21τ)	36.4 (4/6)	50.0 (8/18)	39.1 (7/8)
Total Yards	5035 (10/18)	5307 (10/20)	5604 (5/10)	4754 (3/4)
Rushing Yards	2015 (5/9)	2071 (13/22)	2220 (4/7)	1660 (4/9)
TDs Rushing	23 (1/2)	13 (9τ/17τ)	15 (6/14τ)	5 (1/1)
Yards per Rush	4.8 (2/4)	4.5 (12/23)	4.5 (3/8)	4.3 (10/20)
Net Passing Yards	3020 (11/20)	3236 (8/16)	3384 (9/19)	3094 (5/7)
TDs Passing	17 (11τ/20τ)	17 (2τ/6τ)	27 (2/3τ)	18 (4τ/6τ)
Completion Pct.	57.6 (9τ/19τ)	60.3 (11τ/20τ)	58.0 (8/21τ)	59.1 (10/15τ)
QB Sacks	38 (10τ/22τ)	43 (5/12τ)	36 (6τ/15τ)	56 (1/1)
Interceptions	11 (2/4)	13 (13τ/25τ)	11 (3/6)	15 (11/20τ)
Fumbles	11 (7τ/13τ)	13 (4τ/7τ)	13 (6τ/15τ)	23 (1/1)
Punt Return Avg.	12.2 (3/6)	7.8 (5/8)	12.1 (3/6)	14.0 (16/30)
KO Return Avg.	21.3 (8/16)	21.5 (10/20)	24.9 (1/1)	21.5 (3/14)
Net Punting Avg.	34.6 (7/17)	33.6 (3/7)	32.6 (13/27)	33.1 (3/9)

## 2003 MISCELLANEOUS REGULAR SEASON STATS



12-4 Overall	12-3 When scoring 10 pts. or more
9-3 vs. NFC	10-2 When scoring 20 pts. or more
5-1 vs. NFC East	4-0 When scoring 30 pts. or more
1-0 vs. NFC North	
3-1 vs. NFC South	7-0 When scoring first
0-1 vs. NFC West	6-0 When scoring on first drive
3-1 vs. AFC East	3-0 When opponent scored on first drive
5-3 at home	9-0 When led at end of 1st quarter
7-1 on the road	2-3 When behind at end of 1st quarter
	1-1 When tied at end of 1st quarter
11-4 Outdoors	
	9-0 When led at end of half
3-1 On artificial turf	2-3 When behind at end of half
9-3 On grass	1-1 When tied at end of half
3-1 In green jerseys	7-1 When led at end of 3rd quarter
8-2 In white jerseys	3-3 When behind at end of 3rd quarter
1-1 In black jerseys	2-0 When tied at end of 3rd quarter
7-3 In white pants	
5-1 In green pants	7-0 When ahead on +/- in turnovers
	1-3 When behind on +/- in turnovers
2-1 On ABC Sports	4-1 When even on +/- in turnovers
8-2 On FOX Sports	
1-1 On CBS Sports	When an individual Eagle:
1-0 ON ESPN	2-0 With 100-yard rushing
	0-1 With 100-yard receiving
7-2 When won the coin toss	2-0 With 300-yard passing
5-2 When lost coin toss	
	When an individual opponent:
2-2 Outcome 3 pts. or less	6-1 With 100-yard rushing
6-2 Outcome 7 pts. or less	3-0 With 100-yard receiving
8-2 Outcome 10 pts. or less	0-0 With 300-yard passing





## 2003 PARTICIPATION CHART



Game Date Opponent	1 9/8 TB	2 9/14 NE	3 9/28 @ Buf	4 10/5 Was	5 10/12 @ Dal	6 10/19 @ NYG	7 10/26 NYJ	8 11/2 @ Atl	9 11/10 @ GB	10 11/16 NYG	11 11/23 NO	12 11/30 @ Car	13 12/7 Dal	14 12/15 @ Mia	15 12/21 SF	16 12/27 @ Was	GP	GS	INDP
Adams, Keith	P	P	P	P	P	P	P	P	P	P	P	P	P	P	P	P	15	0	1
Akers, David	P	P	P	P	P	P	P	P	P	P	P	P	P	P	P	P	16	0	0
Bartrum, Mike	P	P	P	P	P	P	P	P	P	P	P	P	P	P	P	P	16	0	0
Bridges, Jeremy	IA	IA	IA	IA	IA	IA	IA	IA	IA	IA	IA	IA	IA	IA	IA	IA	0	16	0
Brown, Sheldon	P	P	P	RCB	P	P	P	P	P	P	RCB	P	P	P	P	LCB	16	3	0
Brutley, Daryon	X	X	X	P	X	X	X	X	X	X	X	X	X	X	X	X	1	0	0
Buckhalter, Correll	RB	P	P	P	P	P	RB	RB	RB	P	P	RB	P	P	IA	P	15	5	1
Burgess, Derrick	IR	IR	IR	IR	IR	IR	IR	IR	IR	IR	IR	IR	IR	IR	IR	IR	0	0	0
Coleman, Marco	P	P	P	P	P	P	P	P	P	P	P	IA	IA	P	P	P	13	0	3
Dawkins, Brian	FS	IA	IA	IA	IA	IA	IA	IA	IA	FS	IA	FS	FS	FS	FS	FS	7	7	0
Detmer, Koy	P	P	P	P	P	P	P	P	P	P	P	P	P	P	P	P	16	0	0
Dickerson, Kori	PS	PS	PS	PS	PS	PS	PS	PS	PS	PS	PS	PS	PS	PS	PS	P	2	0	0
Dogins, Kevin	X	X	X	X	X	X	X	IA	IA	DNP	DNP	DNP	IA	DNP	X	X	0	0	3
Ellington, Dante	X	X	X	X	X	X	X	X	X	X	X	X	X	X	X	PS	0	0	0
Emmons, Carlos	SAM	SAM	SAM	SAM	SAM	SAM	SAM	SAM	SAM	SAM	SAM	SAM	SAM	SAM	SAM	IR	15	15	0
Ena, Justin	P	P	P	P	P	P	P	P	P	P	P	P	P	P	P	P	16	0	0
Ephraim, Alonzo	X	X	X	X	PS	PS	PS	PS	PS	PS	PS	PS	PS	PS	PS	PS	0	0	0
Evans, Joey	3dQB	3dQB	3dQB	3dQB	3dQB	3dQB	3dQB	3dQB	3dQB	3dQB	3dQB	3dQB	3dQB	3dQB	3dQB	3dQB	0	16	0
Feeley, A.J.	X	X	DNP	X	X	X	X	X	X	X	X	X	X	X	X	X	0	0	1
Flanigan, Jim	X	X	X	X	X	X	X	P	P	P	P	P	P	IA	IA	IA	6	0	3
Fraleigh, Hank	C	C	C	C	C	C	C	C	C	C	C	C	C	C	C	C	16	16	0
Grasmanis, Paul	P	P	IR	IR	IR	IR	IR	IR	IR	IR	IR	IR	IR	IR	IR	IR	2	0	0
Green, Jamaal	IR	IR	IR	IR	IR	IR	IR	IR	IR	IR	IR	IR	IR	IR	IR	IR	0	0	0
Harrison, Tyree	IA	P	P	P	P	P	P	P	P	P	P	IA	IA	IA	IA	P	12	0	4
Hart, Clinton	P	FS	FS	FS	FS	FS	FS	FS	FS	P	FS	P	P	P	P	P	16	9	0
Hicks, Artis	IA	IA	IA	P	P	IA	DNP	DNP	P	LG	LG	P	P	P	P	P	10	4	4
Hood, Roderick	P	P	P	P	P	IA	IA	P	P	P	P	P	P	P	P	P	14	0	2
Jackson, Jamaal	PS	PS	PS	PS	PS	PS	PS	PS	PS	PS	PS	PS	PS	PS	PS	PS	0	0	0
Johnson, Dirk	P	P	P	P	P	P	P	P	P	P	P	P	P	P	P	P	16	0	0
Johnson, Ron	PS	PS	PS	PS	DNP	P	P	P	IA	IA	IA	IA	IA	IA	IA	IA	3	0	1
Kalu, N.D.	RDE	RDE	RDE	RDE	RDE	RDE	RDE	RDE	RDE	RDE	RDE	RDE	RDE	RDE	RDE	RDE	16	16	0
Lavergne, Damian	IR	IR	IR	IR	IR	IR	IR	IR	IR	IR	IR	IR	IR	IR	IR	IR	0	0	0
Lejeune, Norman	PS	PS	PS	PS	PS	PS	PS	PS	PS	PS	PS	PS	PS	PS	PS	PS	1	0	1
Lewis, Chad	TE	TE	TE	TE	TE	TE	TE	TE	TE	TE	TE	TE	TE	TE	TE	TE	16	14	0
Lewis, Greg	IA	IA	IA	IA	IA	P	P	P	P	P	P	P	P	P	P	P	11	0	5
Lewis, Michael	SS	SS	SS	SS	SS	SS	SS	SS	SS	SS	SS	SS	SS	SS	SS	SS	16	0	0
Mahe, Reno	IA	DNP	DNP	DNP	IA	IA	DNP	P	P	IA	IA	IA	IA	IA	DNP	IA	2	0	9
Mayberry, Jermaine	RG	RG	RG	RG	DNP	RG	IA	IR	IR	IR	IR	IR	IR	IR	IR	IR	5	5	1
McDougle, Jerome	IA	IA	IA	IA	IA	IA	IA	IA	P	P	P	P	P	P	P	P	8	0	8
McMullen, Billy	P	DNP	P	P	P	DNP	P	DNP	IA	IA	IA	IA	IA	IA	IA	IA	5	0	3
McNabb, Donovan	QB	QB	QB	QB	QB	QB	QB	QB	QB	QB	QB	QB	QB	QB	QB	QB	16	16	0
Mikell, Quintin	P	P	P	P	P	P	P	P	P	P	P	P	P	P	P	P	16	0	0
Mitchell, Freddie	P	P	WR	P	WR	WR	P	P	P	WR	WR	P	P	WR	P	P	16	6	0
Morey, Sean	P	P	P	P	P	P	P	P	P	P	P	P	P	P	P	P	16	0	0
Parry, Josh	PS	PS	PS	PS	PS	PS	PS	PS	PS	PS	PS	PS	PS	PS	PS	PS	0	0	0
Pinkston, Todd	WR	P	WR	WR	WR	WR	WR	WR	WR	WR	WR	WR	WR	WR	WR	WR	16	15	0
Rayburn, Sam	IA	P	P	P	IA	IA	IA	IA	IA	P	P	P	P	P	P	P	10	0	6
Reese, Ike	P	P	P	P	P	P	P	P	P	P	P	P	P	P	P	SAM	16	1	0
Ritchie, Jon	FB	FB	P	P	P	P	FB	FB	FB	P	P	FB	P	P	P	P	16	7	0
Ryunan, Jon	RT	RT	RT	RT	RT	RT	RT	RT	RT	RT	RT	RT	RT	RT	RT	RT	16	16	0
Sheppard, Lito	P	RCB	RCB	LCB	RCB	P	RCB	RCB	RCB	RCB	P	P	P	P	LCB	P	16	9	0
Simon, Corey	LDT	LDT	LDT	LDT	LDT	LDT	LDT	LDT	LDT	LDT	LDT	LDT	LDT	LDT	LDT	LDT	16	16	0
Simoneau, Mark	MLB	MLB	MLB	MLB	MLB	MLB	MLB	MLB	MLB	MLB	MLB	MLB	MLB	MLB	MLB	MLB	16	16	0
Smith, L.J.	P	TE	P	TE	P	P	P	P	P	TE	P	P	P	P	IA	TE	15	5	1
Staley, Duane	P	RB	P	RB	P	P	P	P	P	P	P	P	P	P	RB	P	16	4	0
Taylor, Bobby	RCB	IA	IA	IA	IA	RCB	IA	IA	IA	IA	IA	RCB	RCB	RCB	RCB	RCB	7	7	9
Thomas, Hollis	P	RDT	RDT	P	P	P	P	IR	IR	IR	IR	IR	IR	IR	IR	IR	7	2	0
Thomas, Tra	LT	LT	LT	LT	LT	LT	LT	LT	LT	LT	LT	LT	LT	LT	IA	LT	15	15	1
Thrash, James	WR	WR	WR	WR	WR	WR	WR	WR	WR	WR	WR	WR	WR	WR	WR	WR	16	16	0
Vincent, Troy	LCB	LCB	LCB	IA	LCB	LCB	LCB	LCB	LCB	LCB	LCB	LCB	LCB	LCB	LCB	IA	13	13	3
Walker, Darwin	RDT	LOE	RDT	RDT	RDT	RDT	RDT	RDT	RDT	RDT	RDT	RDT	RDT	RDT	RDT	RDT	16	16	0
Wayne, Nate	WILL	WILL	WILL	WILL	WILL	WILL	WILL	WILL	WILL	WILL	WILL	WILL	WILL	WILL	WILL	WILL	16	16	0
Welbourn, John	LG	LG	LG	LG	LG	LG	LG	LG	LG	IA	IA	IA	IA	IA	IA	IA	13	13	3
Westbrook, Brian	P	P	RB	P	P	P	P	IA	P	IA	RB	RB	P	P	P	P	15	8	1
Whiting, Brandon	LDE	IA	IA	LDE	LDE	LDE	LDE	LDE	LDE	LDE	LDE	LDE	LDE	LDE	LDE	LDE	14	14	2
Williams, Bobbie	P	P	P	P	P	RG	P	RG	P	RG	P	RG	P	RG	P	RG	16	11	0

KEY: POSITION - start, P - played (did not start), IA - inactive, IR - injured reserve, DNP - dressed but did not play, DND - did not dress, PS - practice squad member, PUP - physically unable to perform, SUSP - suspended, X - not with team, EX - roster exemption





## 2003 PLAYOFF PARTICIPATION



Game Date	1	2				
Opponent	1/11 GB	1/18 Car	GP	GS	IN	DNP
Adams, Keith	P	P	2	0	0	0
Akers, David	P	P	2	0	0	0
Bartrum, Mike	P	P	2	0	0	0
Bridges, Jeremy	IA	IA	0	0	2	0
Brown, Sheldon	LCB	P	2	1	0	0
Buckhalter, Correll	P	P	2	0	0	0
Burgess, Derrick	IR	IR	0	0	0	0
Coleman, Marco	P	P	2	0	0	0
Dawkins, Brian	FS	FS	2	2	0	0
Detmer, Koy	P	P	2	0	0	0
Dickerson, Kori	P	IA	1	0	1	0
Ellington, Dante	PS	PS	0	0	0	0
Emmons, Carlos	IR	IR	0	0	0	0
Ena, Justin	P	P	2	0	0	0
Ephraim, Alonzo	P	P	2	0	0	0
Evans, Joey	PS	PS	0	0	0	0
Feeley, A.J.	3rd QB	3rd QB	0	0	2	0
Flanigan, Jim	IA	IA	0	0	2	0
Fraleigh, Hank	C	C	2	2	0	0
Grasmanis, Paul	IR	IR	0	0	0	0
Green, Jamaal	IR	IR	0	0	0	0
Harrison, Tyree	P	P	2	0	0	0

Game Date	1	2				
Opponent	1/11 GB	1/18 Car	GP	GS	IN	DNP
Hart, Clinton	P	P	2	0	0	0
Hicks, Artis	P	P	2	0	0	0
Hood, Roderick	P	P	2	0	0	0
Jackson, Jamaal	IA	IA	0	0	2	0
Johnson, Dirk	P	P	2	0	0	0
Johnson, Ron	IA	IA	0	0	2	0
Kalu, ND	RDE	RDE	2	2	0	0
Laverne, Damian	IR	IR	0	0	0	0
Lejeune, Norman	IA	IA	0	0	2	0
Lewis, Chad	TE	TE	2	2	0	0
Lewis, Greg	P	P	2	0	0	0
Lewis, Michael	SS	SS	2	2	0	0
Mahe, Reno	P	RB	2	1	0	0
Mayberry, Jermaine	IR	IR	0	0	0	0
McCoa, Eric	PS	PS	0	0	0	0
McDougle, Jerome	P	P	2	0	0	0
McMullen, Billy	IA	IA	0	0	2	0
McNabb, Donovan	QB	QB	2	2	0	0
Mikell, Quintin	P	P	2	0	0	0
Mitchell, Freddie	P	P	2	0	0	0
Morey, Sean	P	P	2	0	0	0
Parry, Josh	PS	PS	0	0	0	0

Game Date	1	2				
Opponent	1/11 GB	1/18 Car	GP	GS	IN	DNP
Pinkston, Todd	WR	WR	2	2	0	0
Rayburn, Sam	P	P	2	0	0	0
Reese, Ike	SAM	SAM	2	2	0	0
Ritchie, Jon	FB	P	2	1	0	0
Rumyan, Jon	RT	RT	2	2	0	0
Sheppard, Lito	P	P	2	0	0	0
Short, Jason	PS	PS	0	0	0	0
Simon, Corey	LDT	LDT	2	2	0	0
Simoneau, Mark	MLB	MLB	2	2	0	0
Smith, L.J.	P	P	2	0	0	0
Staley, Duce	RB	RB	2	2	0	0
Taylor, Bobby	RCB	RCB	2	2	0	0
Thomas, Hollis	IR	IR	0	0	0	0
Thomas, Tra	LT	LT	2	2	0	0
Thrash, James	WR	WR	2	2	0	0
Vincent, Troy	IA	LCB	1	1	1	0
Walker, Darwin	RDT	RDT	2	2	0	0
Wayne, Nate	WILL	WILL	2	2	0	0
Welbourn, John	LG	LG	2	2	0	0
Westbrook, Brian	IR	IR	0	0	0	0
Whiting, Brandon	LDE	LDE	2	2	0	0
Williams, Bobbie	RG	RG	2	2	0	0

## 2003 GAME-BY-GAME STARTERS



### OFFENSE

OPP.	WR	LT	LG	C	RG	RT	TE	WR	FB	RB	QB
TB	Pinkston	T.Thomas	Welbourn	Fraleigh	Mayberry	Rumyan	C.Lewis	Thrash	Ritchie	Buckhalter	McNabb
NE	Smith (TE)	T.Thomas	Welbourn	Fraleigh	Mayberry	Rumyan	C.Lewis	Thrash	Ritchie	Staley	McNabb
@ Buf.	Pinkston	T.Thomas	Welbourn	Fraleigh	Mayberry	Rumyan	C.Lewis	Thrash	Mitchell (WR)	Westbrook	McNabb
Was.	Pinkston	T.Thomas	Welbourn	Fraleigh	Mayberry	Rumyan	C.Lewis	Thrash	Smith (TE)	Staley	McNabb
@ Dal.	Pinkston	T.Thomas	Welbourn	Fraleigh	Williams	Rumyan	C.Lewis	Thrash	Mitchell (WR)	Westbrook	McNabb
@ NYG	Pinkston	T.Thomas	Welbourn	Fraleigh	Williams	Rumyan	C.Lewis	Thrash	Mitchell (WR)	Westbrook	McNabb
NYJ	Pinkston	T.Thomas	Welbourn	Fraleigh	Williams	Rumyan	C.Lewis	Thrash	Ritchie	Buckhalter	McNabb
@ Atl.	Pinkston	T.Thomas	Welbourn	Fraleigh	Williams	Rumyan	C.Lewis	Thrash	Ritchie	Buckhalter	McNabb
@ GB	Pinkston	T.Thomas	Welbourn	Fraleigh	Williams	Rumyan	C.Lewis	Thrash	Ritchie	Buckhalter	McNabb
NYG	Pinkston	T.Thomas	Hicks	Fraleigh	Williams	Rumyan	Smith	Thrash	Mitchell (WR)	Westbrook	McNabb
NO	Pinkston	T.Thomas	Hicks	Fraleigh	Williams	Rumyan	C.Lewis	Thrash	Mitchell (WR)	Westbrook	McNabb
@ Car.	Pinkston	T.Thomas	Hicks	Fraleigh	Williams	Rumyan	C.Lewis	Thrash	Ritchie	Buckhalter	McNabb
Dal.	Pinkston	T.Thomas	Welbourn	Fraleigh	Williams	Rumyan	C.Lewis	Thrash	Smith (TE)	Staley	McNabb
@ Mia.	Pinkston	Hicks	Welbourn	Fraleigh	Williams	Rumyan	C.Lewis	Thrash	Mitchell (WR)	Westbrook	McNabb
SF	Pinkston	T.Thomas	Welbourn	Fraleigh	Williams	Rumyan	C.Lewis	Thrash	Staley (RB)	Westbrook	McNabb
@ Was.	Pinkston	T.Thomas	Welbourn	Fraleigh	Williams	Rumyan	Smith	Thrash	Ritchie	Westbrook	McNabb
GB	Pinkston	T.Thomas	Welbourn	Fraleigh	Williams	Rumyan	C.Lewis	Thrash	Ritchie	Staley	McNabb
Car	Pinkston	T.Thomas	Welbourn	Fraleigh	Williams	Rumyan	C.Lewis	Thrash	Mahe (RB)	Staley	McNabb

### DEFENSE

OPP.	LDE	LDT	RDT	RDE	WILL	MLB	SAM	LCB	RCB	SS	FS
TB	Whiting	Simon	Walker	Kalu	Wayne	Simoneau	Emmons	Vincent	Taylor	M.Lewis	Dawkins
NE	Walker	Simon	H. Thomas	Kalu	Wayne	Simoneau	Emmons	Vincent	Sheppard	M.Lewis	Hart
@ Buf.	Walker	Simon	H. Thomas	Kalu	Wayne	Simoneau	Emmons	Vincent	Sheppard	M.Lewis	Hart
Was.	Whiting	Simon	Walker	Kalu	Wayne	Simoneau	Emmons	Sheppard	Brown	M.Lewis	Hart
@ Dal.	Whiting	Simon	Walker	Kalu	Wayne	Simoneau	Emmons	Vincent	Sheppard	M.Lewis	Hart
@ NYG	Whiting	Simon	Walker	Kalu	Wayne	Simoneau	Emmons	Vincent	Sheppard	M.Lewis	Hart
NYJ	Whiting	Simon	Walker	Kalu	Wayne	Simoneau	Emmons	Vincent	Sheppard	M.Lewis	Hart
@ Atl.	Whiting	Simon	Walker	Kalu	Wayne	Simoneau	Emmons	Vincent	Sheppard	M.Lewis	Hart
@ GB	Whiting	Simon	Walker	Kalu	Wayne	Simoneau	Emmons	Vincent	Sheppard	M.Lewis	Hart
NYG	Whiting	Simon	Walker	Kalu	Wayne	Simoneau	Emmons	Vincent	Sheppard	M.Lewis	Dawkins
NO	Whiting	Simon	Walker	Kalu	Wayne	Simoneau	Emmons	Vincent	Brown	M.Lewis	Hart
@ Car.	Whiting	Simon	Walker	Kalu	Wayne	Simoneau	Emmons	Vincent	Taylor	M.Lewis	Dawkins
Dal.	Whiting	Simon	Walker	Kalu	Wayne	Simoneau	Emmons	Vincent	Taylor	M.Lewis	Dawkins
@ Mia.	Whiting	Simon	Walker	Kalu	Wayne	Simoneau	Emmons	Vincent	Taylor	M.Lewis	Dawkins
SF	Whiting	Simon	Walker	Kalu	Wayne	Simoneau	Emmons	Sheppard	Taylor	M.Lewis	Dawkins
@ Was.	Whiting	Simon	Walker	Kalu	Wayne	Simoneau	Reese	Brown	Taylor	M.Lewis	Dawkins
GB	Whiting	Simon	Walker	Kalu	Wayne	Simoneau	Reese	Brown	Taylor	M.Lewis	Dawkins
Car	Whiting	Simon	Walker	Kalu	Wayne	Simoneau	Reese	Vincent	Taylor	M.Lewis	Dawkins





## ALL-TIME TEAM HIGHS AND LOWS



EAGLES HIGHS			CATEGORY	EAGLES LOWS		
64	vs. Cin.	11/6/34	POINTS	0	last vs. TB	9/8/03
10	vs. Cin.	11/6/34	TOUCHDOWNS	0	last vs. TB	9/8/03
5	(6x) last at Dal.	10/22/61	RUSHING TDS	0	last vs. TB	9/8/03
7	at Was.	10/17/54	PASSING TDS	0	last at NYG	10/19/03
7	(2x) last at Hou.	11/12/72	FIELD GOALS ATTEMPTED	0	last vs. NYG	11/16/03
6	at Hou.	11/12/72	FIELD GOALS MADE	0	last vs. SF	12/21/03
34	vs. Bal.	11/15/81	TOTAL FIRST DOWNS	3	vs. GB	11/11/62
25	at Was.	12/2/51	RUSHING FIRST DOWNS	0	(6x) last at Was.	9/30/91
24	at Was.	9/17/89	PASSING FIRST DOWNS	0	(2x) last vs. NYG	10/5/57
582	at Cle.	11/7/65	TOTAL NET YARDS	23	at Det.	9/20/35
64	(4x) last at Was.	12/2/51	RUSHING ATTEMPTS	9	vs. NYG	11/20/83
376	vs. Was.	10/21/48	NET YARDS RUSHING	-36	at Chi.	11/19/39
419	at StL	12/16/62	NET YARDS PASSING	-13	vs. NYG	12/11/77
11	(4x) last vs. Chi.	10/4/87	QB SACKS ALLOWED	0	last at Was.	12/27/03
460	vs. NYG	11/8/53	GROSS YARDS PASSING	0	at Was.	10/18/36
62	at Chi	10/2/89	PASS ATTEMPTS	3	vs. Pit.	12/1/46
34	at Was.	9/17/89	PASS COMPLETIONS	0	at Bos.	10/18/36
7	vs. Dal.	9/26/71	INTERCEPTIONS THROWN	0	last at Was.	12/27/03
9	at Chi.	10/12/47	TOTAL TURNOVERS	0	last at Was.	12/27/03
10	vs. NYG	10/9/43	FUMBLES BY	0	last at Was.	12/27/03
6	at Was.	11/6/55	FUMBLES LOST	0	last at Was.	12/27/03
15	at NYG	12/6/87	PUNTS	0	last vs. Bal.	11/15/81
60.0	(2x) last at Min.	10/28/62	PUNTING AVERAGE	0.0	last vs. Bal.	11/15/81
19	vs. Hou.	10/2/88	PENALTIES	0	(14x) last vs. NYG	12/27/98
191	at Sea.	12/13/92	YARDS PENALIZED	0	(14x) last vs. NYG	12/27/98

OPPONENTS HIGHS			CATEGORY	OPPONENTS LOWS		
62	at NYG	11/26/72	POINTS	0	last vs. NYG	12/1/96
8	(3x) last at NYG	11/26/72	TOUCHDOWNS	0	last at Dal.	12/21/02
6	vs. GB	11/11/62	RUSHING TDS	0	last vs. Dal.	12/7/03
5	(7x) last vs. SF	9/24/89	PASSING TDS	0	last at Was.	12/27/03
7	at NO	11/30/69	FIELD GOALS ATTEMPTED	0	last vs. Was.	12/15/02
5	(6x) last vs. Ten.	12/3/00	FIELD GOALS MADE	0	last at Was.	12/27/03
37	vs. GB	11/11/62	TOTAL FIRST DOWNS	1	(2x) last at NY	9/22/49
21	(2x) last vs. GB	11/11/62	RUSHING FIRST DOWNS	0	(6x) last at Ind.	12/19/93
22	at StL	12/13/64	PASSING FIRST DOWNS	0	(8x) last at Cle.	12/3/50
652	at Dal.	10/9/66	TOTAL NET YARDS	29	vs. Brooklyn	12/3/44
60	vs. NYG	11/20/83	RUSHING ATTEMPTS	11	(4x) last at Cle.	11/10/91
370	at Det.	9/20/35	NET YARDS RUSHING	-33	vs. Brooklyn	10/2/43
440	at Dal.	10/9/66	NET YARDS PASSING	NA		
11	at Dal.	9/15/91	QB SACKS ALLOWED	0	last vs. TB	9/8/03
447	at Dal.	10/9/66	GROSS YARDS PASSING	0	(4x) last at Cle.	12/3/50
63	at SF	11/25/02	PASS ATTEMPTS	0	at Cle.	12/3/50
36	at SF	11/25/02	PASS COMPLETIONS	0	(3x) last at Cle.	12/3/50
9	at Pit.	12/12/65	INTERCEPTIONS THROWN	0	last vs. SF	12/21/03
12	(2x) last at Pit.	12/12/65	TOTAL TURNOVERS	0	last vs. NE	9/14/03
8	vs. GB	12/1/74	FUMBLES BY	0	last at Mia.	12/15/03
6	(2x) last at NYG	11/17/68	FUMBLES LOST	0	last at Mia.	12/15/03
11	(3x) last at Sea.	12/13/92	PUNTS	0	last at Oak.	9/24/95
69.0	at Was.	12/27/03	PUNTING AVERAGE	NA		
22	vs. Chi.	11/26/44	PENALTIES	0	(10x) last at Chi.	12/24/95
170	vs. Chi.	11/26/44	YARDS PENALIZED	0	(10x) last at Chi.	12/24/95





## EAGLES TRADE HISTORY (1996-2004)



- 4/25/04- Traded G **John Welbourn** to Kansas City for a 5th round pick in 2004 (FB **Thomas Tapeh**) and a 4th round pick in 2005.
- 4/24/04- Traded a 1st and 2nd round pick (CB **Shawntae Spencer**) to San Francisco for the 16th overall pick (T/G **Shawn Andrews**). The 49ers traded the 1st round pick to Carolina who chose CB **Chris Gamble**.
- 3/30/04- Traded WR **James Thrash** to Washington for a 5th round draft pick in 2005.
- 3/16/04- In a three-team deal, traded a 5th round pick to Baltimore and DE **Brandon Whiting** to San Francisco in exchange for WR **Terrell Owens**. The Ravens traded the 5th round pick to Miami who chose SS **Tony Bua**.
- 4/3/04- Traded QB **A.J. Feeley** to Miami for a 2nd round pick in 2005.
- 8/30/03- Traded WR **Freddie Milons** to Pittsburgh for a conditional, future draft pick.
- 4/26/03- Traded a 1st round pick (CB **Sammy Davis**) and a 2nd round pick (FS **Terrence Kiel**) to San Diego for the 15th overall pick in the 2003 draft (DE **Jerome McDougle**).
- 4/26/03- Traded a 5th round pick (LB **Hunter Hillenmeyer**) to Green Bay for a 6th round pick (T/G **Jeremy Bridges**) and a 7th round pick (S **Norman Lejeune**).
- 4/26/03- Traded a 7th round choice (CB **Chris Johnson**) to Green Bay for a 6th round pick (QB **Andy Hall**) in 2004.
- 3/4/03- Traded a 6th round pick (DB **Waine Bacon**) in 2003 and a 4th round pick in 2004 to Atlanta for LB **Mark Simoneau**. The Falcons traded the 4th round pick to Indianapolis who chose CB **Jason David**.
- 2/28/03- Traded CB **Al Harris** and a 4th round pick in 2003 to Green Bay for a 2nd round pick (TE **L.J. Smith**). The Packers traded the 4th round pick to Buffalo who chose WR **Sam Aiken**.
- 4/21/01- Traded a 3rd round pick (LB **Morlon Greenwood**) and a 6th round pick (DE **Otis Leverette**) to Miami for a 2nd round pick in 2002 (CB **Sheldon Brown**).
- 8/25/00- Traded CB/KR **Allen Rossum** to Green Bay for an undisclosed draft pick. (5th round, TE **Tony Stewart**).
- 4/16/00- Traded a 4th round pick (WR **Trevor Gaylor**) to San Diego for a 3rd round pick in 2001 (DE **Derrick Burgess**). The pick traded to the Chargers was obtained from a trade with Detroit for a 5th round pick (S **Ty Talton**) in 1999.
- 4/15/00- Traded a 3rd round (TE **Erron Kinney**) and 5th round pick (SS **Aric Morris**) to Tennessee for a 2nd round pick (G **Bobbie Williams**) in 2000.
- 4/16/00- Traded TE **Kaseem Sinceno** to Green Bay for TE **Jeff Broughton**.
- 9/5/99- Traded an undisclosed draft pick (7th round, TE **Mike Roberg**) to Carolina for TE **Luther Broughton**.
- 9/1/99- Traded DE **Jon Harris** to Green Bay for T **John Michaels**.
- 8/24/99- Traded QB **Bobby Hoyer** to Oakland for an undisclosed, conditional draft pick (6th round, DE **John Frank**).
- 4/28/99- Traded QB **Rodney Peete** to Washington for a 6th round pick (C **John Romero**).
- 8/30/98- Traded a future, conditional draft pick to New England (7th round) for WR **Dietrich Jells**. The Patriots traded the pick to San Francisco who chose QB **Tim Rattay**.
- 4/19/98- Traded a 3rd round pick (WR **Brian Alford**) to the New York Giants for a 3rd round pick (CB/KR **Allen Rossum**) and 4th round pick (CB **Clarence Love**) ... Traded a 4th round pick (DE **Lorenzo Bromell**) to Miami for a 4th round pick (DT/DE **Brandon Whiting**) and a 5th round pick (LB **Ike Reese**) ... Traded a 6th round pick (DE **Eric Ogbogu**) to the New York Jets for WR **Jeff Graham** ... Traded a 7th round pick (C **Trey Teague**) to Denver for a 6th round pick (WR **Troy Smith**) in 1999.
- 3/13/98- Traded a 2nd round and 5th round (LB **Casey Dailey**) pick to the New York Jets for DE **Hugh Douglas**. The Jets traded the 2nd round pick to Pittsburgh who chose DT **Jeremy Staat**.
- 8/27/97- Traded an undisclosed pick of player/pick to Baltimore for CB **Willie Clark**.
- 8/24/97- Traded G **Ben Cavin** to Baltimore for undisclosed terms.
- 8/22/97- Acquired G **Sean Love** from the New York Jets for past con-siderations.
- 4/19/97- Traded a 1st round pick (TE **David LaFleur**) to Dallas for a 1st round (DE **Jon Harris**) and 5th round (TE **Luther Broughton**) picks in 1997 and a 3rd round pick (LB **Jeremiah Trotter**) in 1998 ... Traded a 2nd round pick (FB **Marc Edwards**) to San Francisco for a 2nd round pick (LB **James Darling**), a 6th round (WR **Antuwan Wyatt**), and a 7th round pick (CB **Deantae Brown**) ... Traded a 3rd round pick (CB **Ty Howard**) and a 6th round pick (LB **Tony McCombs**) to Arizona for a 3rd round pick (RB **Duce Staley**).
- 4/18/97- Traded DT **Ronnie Dixon** to the New York Jets for a 7th round pick (QB **Koy Detmer**) in 1997.





## 2003 PERSONNEL MOVES



- Thursday, January 23 - Signed defensive coordinator **Jim Johnson** to a four-year contract extension.
- Thursday, January 30 - Signed the following free agents: WR **Kenny Christian**, TE **Brandon Davis**, TE **Kori Dickerson**, FS **Clinton Hart**, DE **Ivory McCoy**, FB **Corey McIntyre**, WR **Sean Morey**, FB **Josh Parry**, WR **Sean Scott**, DE **Daryl Whittington** ... Allocated Dickerson, McIntyre, Morey, Scott, and Whittington to NFL Europe.
- Friday, January 31 - Signed offensive coordinator **Brad Childress** to a three-year contract extension.
- Friday, February 7 - Promoted **Sean McDermott** to assistant defensive backs coach, **Bill Shuey** to offensive assistant/quality control coach, and **Anthony Jones** to project coordinator of football operations.
- Monday, February 10 - Signed P **Dirk Johnson** to a three-year contract.
- Friday, February 14 - Re-signed TE/LS **Mike Bartrum** to a five-year contract.
- Tuesday, February 25 - Named **Mike Reed** defensive assistant/quality control coach.
- Wednesday, February 26 - Re-signed QB **Koy Detmer** to a four-year contract.
- Friday, February 28 - Traded CB **Al Harris** and a 4th-round draft choice in 2003 to Green Bay for the Packers 2nd-round draft choice in 2003.
- Monday, March 3 - Named **Marty Mornhinweg** senior assistant coach ... LB **Shawn Barber** signed a contract with the Kansas City Chiefs ... RB/KR **Brian Mitchell** signed a contract with the New York Giants.
- Tuesday, March 4 - Acquired LB **Mark Simoneau** from Atlanta for a 6th round draft choice in 2003 and a 4th-round draft choice in 2004. Signed Simoneau to a five-year contract.
- Thursday, March 6 - Released SS **Blaine Bishop**.
- Friday, March 7 - Signed free agent FB **Jon Ritchie** (Oakland Raiders) to a two-year contract ... Re-signed LB **Keith Adams** to a one-year contract.
- Wednesday, March 12 - G **Doug Brzezinski** signed a contract with the Carolina Panthers.
- Friday, March 14 - Signed free agent LB **Nate Wayne** (Green Bay Packers) to a four-year contract ... LB **Barry Gardner** signed a contract with the Cleveland Browns.
- Saturday, March 15 - DE **Hugh Douglas** signed a contract with the Jacksonville Jaguars.
- Tuesday, March 18 - P **Sean Landeta** signed a contract with the St. Louis Rams.
- Wednesday, March 19 - FB **Cecil Martin** signed a contract with the Oakland Raiders.
- Wednesday, April 2 - Signed FB **Kevin Clemens**.
- Thursday, April 3 - Signed K **Carlos Martinez**.
- Friday, April 4 - RB **Dorsey Levens** signed a contract with the New York Giants.
- Saturday, April 26 - Acquired 1st round draft choice (15th selection overall) from San Diego for 1st round draft choice (30th overall) and 2nd round draft choice (62nd overall) ... Selected DE **Jerome McDougle** (Miami) in the 1st round (15th overall) ... Selected TE **L.J. Smith** (Rutgers) in the 2nd round (61st overall) ... Selected WR **Billy McMullen** (Virginia) in the 3rd round (95th overall).
- Sunday, April 27 - Selected DE **Jamaal Green** (Miami) in the 4th round (131st overall) ... Acquired 6th round draft choice (185th overall) and 7th round draft choice (244th overall) from Green Bay for 5th round draft choice (166th overall) ... Selected T/G **Jeremy Bridges** (Southern Mississippi) in the 6th round (185th overall) ... Selected S **Norman LeJeune** (LSU) in the 7th round (244th overall) ... Acquired 6th round draft choice in 2004 from Green Bay for 7th round draft choice (245th overall).
- Monday, April 28 - Re-signed FS **Brian Dawkins** to a seven-year contract ... Agreed to terms with the following rookie free agents: RB **Chris Downs** (Maryland), T **Dante Ellington** (Alabama), C **Alonzo Ephraim** (Alabama), P **Derrick Frost** (Northern Iowa), WR **Byron Gasaway** (Kansas), CB **David Hinton** (Arizona), CB/S **Roderick Hood** (Auburn), T **Jamaal Jackson** (Delaware State), DE **Ron Johnson** (Shippensburg), T **Damian LaVergne** (Louisiana Tech), LB **Darvin Lewis** (Central Michigan), WR **Greg Lewis** (Illinois), WR **Reno Mahe** (Brigham Young), WR **Denero Marriott** (Marshall), T **Kareem Marshall** (Georgia), S **Quintin Mikell** (Boise State), WR **Scooter Monroe** (Maryland), DT **Sam Rayburn** (Tulsa), G **Taylor Robertson** (Central Florida), LB **Merrill Robertson** (Virginia), LB **Drew Wahlroos** (Colorado), S **Jamal Wallace** (Temple).
- Tuesday, April 29 - WR **Dameane Douglas** signed a contract with the Kansas City Chiefs.





- Monday, May 12 - Signed P Kyle Richardson to a one-year contract ... Named Jason Licht assistant director of player personnel.
- Tuesday, May 13 - Released P Derrick Frost.
- Wednesday, May 21 - Promoted Tom Heckert to vice president of player personnel.
- Thursday, May 29 - Signed DE Jamaal Green (D4-03) to a four-year contract.
- Tuesday, June 3 - Signed S Norman Lejeune (D7-03) to a three-year contract.
- Monday, June 9 - Signed T Reese Hicks.
- Tuesday, June 17 - Signed CB Daryon Brutley.
- Thursday, July 10 - Signed LB Jason Short.
- Wednesday, July 16 - Signed T/G Jeremy Bridges (D6-03) to a four-year contract.
- Tuesday, July 22 - Released T Kareem Marshall.
- Thursday, July 24 - Signed TE L.J. Smith (D2-03) to a five-year contract ... Signed WR Billy McMullen (D3-03) to a four-year contract.
- Thursday, July 31 - Signed DE Jerome McDougle (D1-03) to a six-year contract.
- Thursday, August 14 - Claimed WR Carl Morris off waivers from Indianapolis.
- Friday, August 15 - Signed WR Todd Pinkston to a six-year contract extension that will keep him in Philadelphia through 2008.
- Monday, August 18 - Re-signed S Rashard Cook to a one-year contract.
- Tuesday, August 19 - WR Kenny Christian was waived/injured.
- Saturday, August 23 - Released FB Kevin Clemens, WR Byron Gasaway, T Reese Hicks, CB David Hinton, LB Darvin Lewis, WR Denero Marriott, K Carlos Martinez, WR Scooter Monroe, LB Merrill Robertson, G Taylor Robertson, LB Drew Wahlroos, and S Jamal Wallace.
- Sunday, August 24 - Placed DE Jamaal Green (ankle) and G Damian Laverne (knee) on the Injured Reserve list ... Released TE Brandon Davis, WR Carl Morris, and P Kyle Richardson ... Reinstated RB Duce Staley (reserve/did not report) to the active roster.
- Monday, August 25 - Re-signed P Lee Johnson to a one-year contract.
- Saturday, August 30 - Traded WR Freddie Milons to the Pittsburgh Steelers for a future, conditional draft choice.
- Sunday, August 31 - Released CB Daryon Brutley, S Rashard Cook, TE Kori Dickerson, RB Chris Downs, T Dante Ellington, QB Tim Hasselbeck, T Jamaal Jackson, P Lee Johnson, DE Ron Johnson, S Norman Lejeune, DE Ivory McCoy, FB Corey McIntyre, FB Josh Parry, C/G Scott Peters, WR Sean Scott, LB Jason Short, and DT Jeremy Slechta.
- Monday, September 1 - Signed TE Kori Dickerson, OL Jamaal Jackson, DE Ron Johnson, S Norman Lejeune, and FB Josh Parry to the practice squad.
- Friday, September 5 - Agreed to terms with DE Marco Coleman on a one-year contract.
- Saturday, September 6 - Placed DE Derrick Burgess (achilles) on the Injured Reserve list.
- Tuesday, September 16 - Signed DT Frank Ferrara to a one-year contract ... Placed DT Paul Grasmanis (achilles) on the Injured Reserve list.
- Tuesday, September 30 - Signed CB Daryon Brutley to a one-year contract ... Released DT Frank Ferrara.
- Tuesday, October 8 - Promoted DE Ron Johnson from the practice squad ... Released CB Daryon Brutley ... Signed DE Joey Evans to the practice squad.
- Monday, October 27 - Signed G Kevin Dogins to a one-year contract ... Placed G Jermaine Mayberry (elbow) on the Injured Reserve list.
- Tuesday, October 28 - Signed DT Jim Flanigan to a one-year contract ... Placed DT Hollis Thomas (bicep) on the Injured Reserve list.
- Saturday, December 20 - Signed TE Kori Dickerson from the practice squad ... Released G Kevin Dogins.
- Monday, December 22 - Signed T Dante Ellington to the practice squad.
- Tuesday, December 23 - Placed LB Carlos Emmons (fibula) on the Injured Reserve list ... Signed S Norman Lejeune from the practice squad ... Signed LB Jason Short to the practice squad.
- Wednesday, January 7 - Placed RB Brian Westbrook (tricep) on the Injured Reserve list ... Signed G Jamaal Jackson from the practice squad ... Signed RB Eric McCoy to the practice squad.





## 2004 KEY PERSONNEL MOVES



- Tuesday, January 20 - Signed special teams coordinator **John Harbaugh** to a three-year contract extension ... Promoted **Marty Mornhinweg** to assistant head coach.
- Tuesday, March 2 - Named **Trent Walters** secondary coach, **Steve Spagnuolo** linebackers coach, **Sean McDermott** secondary/safeties, and **Ted Daisher** special teams quality control coach.
- Wednesday, March 3 - Agreed to terms with free agent DE **Jevon Kearse** on an eight-year contract ... Traded QB **A.J. Feeley** to the Miami Dolphins for a 2nd round draft choice in 2005.
- Tuesday, March 9 - Signed free agent LB **Dhani Jones** (NY Giants) to a five-year contract.
- Wednesday, March 10 - Re-signed DT **Paul Grismanis** to a three-year contract.
- Tuesday, March 16 - In a three-team deal, traded a 5th round draft choice in 2004 to Baltimore and DE **Brandon Whiting** to San Francisco in exchange for WR **Terrell Owens**.
- Tuesday, March 30 - Traded WR **James Thrash** to the Washington Redskins for a 5th round draft choice in 2005.
- Friday, April 16 - Signed T/G **Artis Hicks** to a six-year contract that will keep him in Philadelphia through 2009.
- Saturday, April 24 - Acquired 1st round draft choice (16th selection overall) from San Francisco for 1st round draft choice (28th overall) and 2nd round draft choice (58th overall) ... Selected T/G **Shawn Andrews** in the 1st round (16th overall) ... Selected CB **Matt Ware** in the 3rd round (89th overall).
- Sunday, April 25 - Selected S **J.R. Reed** in the 4th round (129th overall) ... Selected T/G **Trey Darilek** in the 4th round (131st overall) ... Traded G **John Welbourn** to Kansas City for a 5th round draft choice (162nd overall) and a 4th round draft choice in 2005 ... Selected FB **Thomas Tapeh** in the 5th round (162nd overall) ... Selected QB **Andy Hall** in the 6th round (185th overall) ... Selected CB **Dexter Wynn** in the 6th round (192nd overall) ... Selected G **Adrien Clarke** in the 7th round (227th overall) ... Selected RB **Bruce Perry** in the 7th round (242nd overall) ... Selected C **Dominic Furio** in the 7th round (243rd overall).
- Tuesday, May 25 - Signed QB **Phil Stambaugh**.
- Friday, May 28 - Signed QB **Jeff Blake**.
- Tuesday, June 1 - Released QB **Phil Stambaugh** and QB **Scott McMullen**.

## 2003 INDIVIDUAL HONORS



### K DAVID AKERS

- NFC special teams player of the week - week 4 at Buf.
- NFC special teams player of the week - week 13 at Car.

### RB CORRELL BUCKHALTER

- 2003 Ed Block Courage Award winner

### FS BRIAN DAWKINS

- Monday Night Football Horse Trailer player of the game - week 15 at Mia.

### LB CARLOS EMMONS

- Eagles Defensive MVP

### SS MICHAEL LEWIS

- Howie Long Tough Guy Team, FOX Sports

### QB DONOVAN MCNABB

- Named to the NFC Pro Bowl squad
- Eagles Offensive MVP
- All-Pro - CBS Sportsline
- Howie Long Tough Guy Team, FOX Sports

- NFL offensive player of the week - Div. Playoff vs. GB
- NFC offensive player of the month - November
- NFC offensive player of the week - week 11 vs. NYG
- Monday Night Football Horse Trailer player of the game - week 10 at GB & week 15 at Mia.
- Eagles 2003 NFL Man of the Year

### WR SEAN MOREY

- Eagles Special Teams MVP
- All-Pro Special Teamer - Sports Illustrated's Dr. Z

### DT COREY SIMON

- Named to the NFC Pro Bowl squad

### LB MARK SIMONEAU

- NFC defensive player of the month - October 2003

### CB TROY VINCENT

- Named to the NFC Pro Bowl squad

### RB/KR BRIAN WESTBROOK

- All-NFC - Pro Football Weekly
- NFC special teams player of the week - week 7 at NYG





## 2003 NFL STANDINGS AND POSTSEASON RESULTS



### NATIONAL FOOTBALL CONFERENCE

NFC EAST	W	L	T	PCT.	PTS.	OP
* Philadelphia	12	4	0	.750	374	287
# Dallas	10	6	0	.625	289	260
Washington	5	11	0	.312	287	372
N.Y. Giants	4	12	0	.250	243	387

NFC NORTH	W	L	T	PCT.	PTS.	OP
* Green Bay	10	6	0	.625	442	307
Minnesota	9	7	0	.562	416	353
Chicago	7	9	0	.438	283	346
Detroit	5	11	0	.312	270	379

NFC SOUTH	W	L	T	PCT.	PTS.	OP
* Carolina	11	5	0	.688	325	304
New Orleans	8	8	0	.500	340	326
Tampa Bay	7	9	0	.438	301	264
Atlanta	5	11	0	.312	299	422

NFC WEST	W	L	T	PCT.	PTS.	OP
* St. Louis	12	4	0	.750	447	328
# Seattle	10	6	0	.625	404	327
San Francisco	7	9	0	.438	384	337
Arizona	4	12	0	.250	225	452

### AMERICAN FOOTBALL CONFERENCE

AFC EAST	W	L	T	PCT.	PTS.	OP
* New England	14	2	0	.875	348	238
Miami	10	6	0	.625	311	261
Buffalo	6	10	0	.375	243	279
N.Y. Jets	6	10	0	.375	283	299

AFC NORTH	W	L	T	PCT.	PTS.	OP
* Baltimore	10	6	0	.625	391	281
Cincinnati	8	8	0	.500	346	384
Pittsburgh	6	10	0	.375	300	327
Cleveland	5	11	0	.312	254	322

AFC SOUTH	W	L	T	PCT.	PTS.	OP
* Indianapolis	12	4	0	.750	447	336
# Tennessee	12	4	0	.750	435	324
Jacksonville	5	11	0	.312	276	331
Houston	5	11	0	.312	255	380

AFC WEST	W	L	T	PCT.	PTS.	OP
* Kansas City	13	3	0	.812	484	332
# Denver	10	6	0	.625	381	301
Oakland	4	12	0	.250	270	379
San Diego	4	12	0	.250	313	441

\* Division champion  
# Wild Card team

### 2003 POSTSEASON AT A GLANCE ...

#### NFC Wild Card Playoff Games

GREEN BAY 33, Seattle 27 (OT)  
CAROLINA 29, Dallas, 10

#### AFC Wild Card Playoff Games

INDIANAPOLIS 41, Denver 10  
Tennessee 20, BALTIMORE 17

#### NFC Divisional Playoff Games

PHILADELPHIA 20, Green Bay 17 (OT)  
Carolina 29, ST. LOUIS 23 (2 OT)

#### AFC Divisional Playoff Games

NEW ENGLAND 17, Tennessee 14  
Indianapolis 38, KANSAS CITY 31

#### NFC Championship Game

Carolina 14, PHILADELPHIA 3

#### AFC Championship Game

NEW ENGLAND 24, Indianapolis 14

#### Super Bowl XXXVIII at Houston, TX

New England 32, Carolina 29

#### AFC-NFC Pro Bowl at Honolulu, Hawaii

NFC 55, AFC 52

Note: HOME TEAM IN CAPS

### NFL NEWS & NOTES FROM 2003

- Thirteen teams won at least 10 games, the most in NFL history.
- There were 151 100-yd. individual rushing performances, the most in NFL history. There were also six 1,500-yd. and four 1,600-yd. rushers, also setting league records.
- The Eagles became the ninth club in league history to win 12 games after beginning the season 0-2. The Eagles also won four games in a row in which they overcame second-half deficits of at least three points, tying for the longest such streak.
- Chiefs RB Priest Holmes set the NFL single-season mark for rushing TDs (27), that total also set the total TD mark.
- Redskins DE Bruce Smith logged his 199th career sack setting a NFL record.
- Ravens RB Jamal Lewis rushed for 295 yds. vs. the Browns to set the NFL single-game record. With 2,066 rushing yards, he posted the second-highest total in league history.





## 2003 GAME-BY-GAME REVIEW



### GAME

1

**MONDAY, SEPTEMBER 8, 2003**  
**TAMPA BAY 17, PHILADELPHIA 0**  
**LINCOLN FINANCIAL FIELD • 67,772**



The Eagles opened the 2003 season, the first ever at Lincoln Financial Field, with a 17-0 loss to the defending Super Bowl champion Tampa Bay Buccaneers. Despite a raucous crowd on a beautiful Monday night, the Eagles could not overcome mistakes in the face of the team who eliminated them from the playoffs one year earlier. The Bucs defense flexed their muscles and their blazing speed throughout the night to limit the Eagles to just 245 yards and 22 minutes of possession time. It was Philadelphia who had the first major scoring opportunity of the contest as they marched to the TB 1-yard line early in the first stanza. But the Bucs froze the Eagles with three straight stops and forced the kicking team to come out for a field goal. Holder Koy Detmer took the snap and faked the field goal attempt, lofting a pass to rookie TE L.J. Smith in the back of the end zone. The ball bounced off of Smith's hands as the Eagles came away with no points. The Bucs finally lit the scoreboard at the new stadium with a 23-yard field goal by Martin Gramatica early in the 2nd quarter. The score stayed that way until the 3rd quarter when the Bucs used a 13-yard scoring pass from Brad Johnson to Joe Jurevicius. Those two connected once again on a 7-yard play early in the 4th quarter to finish the scoring.

**NOTES:** Eagles CB Troy Vincent recorded the 40th interception of his career, his 26th as an Eagle ... James Thrash's 47-yd. run on an end around was the longest rushing attempt of his career.

	1st	2nd	3rd	4th	Pts
Tampa Bay	0	3	7	7	17
Philadelphia	0	0	0	0	0

**TB** – M.Gramatica, 23 FG

**TB** – J.Jurevicius, 13 pass from B.Johnson (Gramatica)

**TB** – J.Jurevicius, 7 pass from B.Johnson (Gramatica)

TEAM STATISTICS	TB	PHILA
First Downs	19	13
Net Yards Gained	328	245
Rushes/Yards	31/90	16/121
Net Yards Passing	238	124
Att/Comp/INT	36/27/1	37/19/1
Sacked/Yards Lost	0/0	3/24
Punts/Average	6/45.0	7/38.1
Fumbles/Lost	0/0	2/1
Penalties/Yards	7/64	3/25
Time of Possession	37:39	22:21
3rd Down Efficiency	9/17	2/11

**RUSHING:** EAGLES – D.McNabb 5-55, J.Thrash 1-47, D.Staley 7-14, B.Westbrook 2-5, C.Buckhalter 1-0 ... BUC-CANEERS – M.Pittman 8-35, T.Jones 10-30, M.Alscott 12-23, A.Stecker 1-2.

**RECEIVING:** EAGLES – D.Staley 7-46, J.Thrash 5-46, C.Lewis 3-22, T.Pinkston 2-7, F.Mitchell 1-15, J.Ritchie 1-12 ... BUC-CANEERS – K.Johnson 6-83, M.Alstott 5-36, J.Jurevicius 4-39-2TDs, M.Pittman 4-6, K.McCardell 3-41, T.Jones 2-10, W.Sapp 1-14, D.Barnes 1-6, K.Dilger 1-3.

**PASSING:** EAGLES – D.McNabb 36-19-148-1-0 (starter), K.Detmer 1-0-0-0-0 ... BUC-CANEERS – B.Johnson 36-27-238-1-2TDs.

**INTS:** EAGLES – T.Vincent 1-28 ... BUC-CANEERS – A.McFarland 1-0.

**SACKS:** EAGLES – 0 ... BUC-CANEERS – S.Rice 1.5, R.Barber 0.5, J.Lynch 0.5, G.Spires 0.5.

**EAGLES TURNOVER RATIO:** -1 (1 fumbles, 0 INTs/1 fumble, 1 INTs)

**Weather:** Cloudy, 74 degrees

**Wind:** E 10 mph

**Playing surface:** Grass

**Time:** 2:59





## GAME 2

SUNDAY, SEPTEMBER 14, 2003  
NEW ENGLAND 31, PHILADELPHIA 10  
LINCOLN FINANCIAL FIELD • 67,624



A plethora of turnovers and another offensive power shortage proved costly to the Eagles as the Patriots overcame a 7-3 deficit to roll to a 31-10 victory in Philadelphia. As a result, the Eagles fell to 0-2 for the first time since 1999, as they dropped two straight regular season games in a row for the first time since weeks 2-3 of the 2000 season. The Eagles used a 2-yard TD run by RB Duce Staley, the team's first points at Lincoln Financial Field, to grab a short-lived lead early in the 2nd quarter. The turnover bug then struck the Eagles as Donovan McNabb fumbled after a sack at their own 35-yard line. Four plays later, Patriots quarterback Tom Brady connected with TE Christian Fauria on an 8-yard scoring play. Later in the 2nd stanza, Eagles punt returner Brian Westbrook fumbled a punt deep in Eagles territory and Brady and Fauria connected again on a 5-yard TD. With a 17-7 lead at halftime, the Eagles started off the 2nd half the same way they ended it — with a turnover. This time Duce Staley fumbled after a rushing attempt inside Patriots territory. Two Patriots possessions later, Brady hit the speedy Deion Branch with a 26-yard scoring play to give the Patriots a commanding 24-7 lead. The Eagles showed some life early in the 4th quarter with a career-long 57-yard field goal by David Akers to pull within two scores. But McNabb and the Eagles offense stalled the rest of the day. In fact, one of McNabb's final pass attempts went straight into the hands of Pats LB Tedy Bruschi, who rumbled 18 yards for the game's final score.

**NOTES:** Akers' 57-yard field goal was the 2nd longest in team history and the longest by any kicker in Philadelphia. Tony Franklin's team-record 59 yarder occurred at Dallas in 1979 ... Akers also moved past Roger Ruzek (382) and into 8th place on the Eagles all-time scoring list ... The Eagles played without three injured defensive starters (FS Brian Dawkins, CB Bobby Taylor, and DE Brandon Whiting) ... McNabb became the 5th Eagle to surpass the 10,000-yard passing plateau, joining Ron Jaworski, Randall Cunningham, Norman Sneed, and Tommy Thompson.

	1st	2nd	3rd	4th	Pts
New England	3	14	7	7	31
Philadelphia	0	7	0	3	10

NE — A.Vinateri, 27 FG  
Phila — D.Staley, 2 run (Akers)  
NE — C.Fauria, 8 pass from T.Brady (Vinateri)  
NE — C.Fauria, 5 pass from T.Brady (Vinateri)  
NE — D.Branch, 26 pass from T.Brady (Vinateri)  
Phila — D.Akers, 57 FG  
NE — T.Bruschi, 18 interception return (Vinateri)

TEAM STATISTICS	NE	PHILA
First Downs	17	23
Net Yards Gained	309	268
Rushes/Yards	30/62	16/100
Net Yards Passing	247	169
Att/Comp/INT	44/30/0	48/20/2
Sacked/Yards Lost	2/8	8/43
Punts/Average	10/38.9	8/43.0
Fumbles/Lost	1/0	5/4
Penalties/Yards	8/84	7/53
Time of Possession	36:35	23:25
3rd Down Efficiency	4/17	3/14

**RUSHING:** EAGLES — D.McNabb 5-54, B.Westbrook 6-29, D.Staley 5-17-1TD ... PATRIOTS — A.Smith 12-25, K.Faulk 7-23, T.Brady 6-7, L.Centers 3-7, K.Waller 1-0, F.McCrory 1-0.

**RECEIVING:** EAGLES — J.Thrash 6-80, C.Lewis 3-36, T.Pinkston 3-35, D.Staley 3-16, F.Mitchell 3-16, C.Buckhalter 1-21, B.Westbrook 1-7 ... PATRIOTS — T.Brown 7-34, D.Branch 6-89-1TD, K.Faulk 4-59, C.Fauria 3-19-2TDs, B.Johnson 2-21, L.Centers 2-12, D.Patten 2-4, A.Smith 2-2, D.Graham 1-3, F.McCrory 1-3.

**PASSING:** EAGLES — D.McNabb 46-18-186-2-0 (starter) K.Detmer 2-2-25-0-0 ... PATRIOTS — T.Brady 44-30-255-0-3TDs.

**INTs:** EAGLES — 0 ... PATRIOTS — A.Morris 1-33, T.Bruschi 1-18-1TD.

**SACKS:** EAGLES — C.Simon 1.0, P.Grasmanis 1.0 ... PATRIOTS — W.McGinest 2.0, T.Bruschi 1.0, T.Washington 1.0, M.Vrabel 1.0, M.Chatham, 1.0, J.Green 1.0.

**EAGLES TURNOVER RATIO:** -6 (0 fumbles, 0 INTs/4 fumble, 2 INTs)

**Weather:** Mostly Cloudy, 82 degrees

**Wind:** S 10 mph

**Playing surface:** Grass

**Time:** 3:30





## GAME

# 3

**SUNDAY, SEPTEMBER 28, 2003**  
**PHILADELPHIA 23, BUFFALO 13**  
**RALPH WILSON STADIUM • 73,305**



The Eagles got off to a quick start and registered their first win of the season with a 23-13 triumph over Buffalo at Ralph Wilson Stadium. They blistered the Bills with 177 yards on the ground, including 67 in the first quarter in which the Eagles built a 10-0 lead. On the first play from scrimmage, Donovan McNabb connected with Todd Pinkston on a 27-yard completion. Two plays later, McNabb scrambled for 25 more to set up a two-yard TD run by Correll Buckhalter. After forcing a three-and-out by the Bills, the Eagles marched 65 yards on 16 plays to set up a 26-yard field goal by David Akers that gave Philadelphia a 10-0 lead with just :09 remaining in the first quarter. In all, the Eagles had possession of the ball for 13:18 of the first quarter. Buffalo squandered a scoring attempt early in the 2nd quarter as Rian Lindell came up short on a 51-yard field goal attempt. Late in the 2nd quarter, Buffalo threatened again with a drive inside Eagles territory. But Eagles SS Michael Lewis knocked the ball loose from Bills WR Bobby Shaw at the Eagles 23-yard line. Rookie free agent cornerback Rod Hood, who was pressed into action after a hamstring injury to Pro Bowl CB Troy Vincent early in the first quarter, scooped up the ball and returned it to midfield before fumbling himself. FS Clinton Hart, subbing for the injured Brian Dawkins, recovered for the Eagles, who utilized their two-minute offense to the tune of a 34-yard field goal by Akers that gave Philadelphia a 13-0 advantage at halftime. They went up 16-0 with a 14-play, 70-yard drive that chewed up 9:24 of the 3rd quarter. The Bills fought back with two 4th quarter touchdowns, but McNabb connected with WR James Thrash on a key 3rd-and-7 play late in the game that set up a 62-yard touchdown run by Brian Westbrook to put the game away.

**NOTES:** Akers moved past Paul McFadden (91) and into first place on the Eagles all-time field goal list ... The Eagles defense, who played without starters Dawkins, Vincent, Bobby Taylor and Brandon Whiting, held Buffalo to just 21 rushing yards on 12 attempts. It was their lowest total allowed since holding the Oilers to 21 yards on 12/2/91, the only lower rushing total allowed in team history came when the Eagles held the Redskins to 14 yards on 9/28/47 ... Under head coach Andy Reid, the Eagles are 6-0 (including playoffs) following a bye week ... Westbrook's TD was the first of his career and was the longest rushing score by an Eagles since Brian Mitchell's 85 yarder vs. Atlanta in 2000.

	1st	2nd	3rd	4th	Pts
Philadelphia	10	3	3	7	- 23
Buffalo	0	0	0	13	- 13

**Phila** - C.Buckhalter, 2 run (Akers)  
**Phila** - D.Akers, 26 FG  
**Phila** - D.Akers, 34 FG  
**Phila** - D.Akers, 22 FG  
**Buf** - B.Shaw, 3 pass from D.Bledsoe (pass failed)  
**Buf** - D.Bledsoe, 1 run (Lindell)  
**Phila** - B.Westbrook, 62 run (Akers)

TEAM STATISTICS	PHILA	BUF
First Downs	19	15
Net Yards Gained	335	308
Rushes/Yards	34/176	12/21
Net Yards Passing	159	287
Att/Comp/INT	29/18/0	43/27/0
Sacked/Yards Lost	2/14	2/9
Punts/Average	4/43.5	4/41.0
Fumbles/Lost	2/0	3/1
Penalties/Yards	7/45	10/84
Time of Possession	33:48	26:12
3rd Down Efficiency	9/16	6/15

**RUSHING:** EAGLES - B.Westbrook 11-96-1TD, D.McNabb 9-47, C.Buckhalter 11-25, J.Thrash 1-4, D.Staley 2-4 ... **BILLS** - J.Burns 8-17, K.Simonton 2-4, D.Bledsoe 2-0-1TD.

**RECEIVING:** EAGLES - T.Pinkston 6-60, J.Thrash 3-47, D.Staley 3-16, F.Mitchell 2-24, L.Smith 2-17, B.Westbrook 1-5, J.Ritchie 1-4 ... **BILLS** - E.Moulds 8-114, B.Shaw 8-92-1TD, M.Campbell 5-38, J.Burns 3-34, J.Reed 1-9, D.Moore 1-7, S.Gash 1-2.

**PASSING:** EAGLES - D.McNabb 29-18-0-0 ... **BILLS** - D.Bledsoe 43-27-0-0-1TD.

**INTS:** EAGLES - 0 ... **BILLS** - 0.

**SACKS:** EAGLES - S.Brown 1.0, C.Simon 1.0 ... **BILLS** - A.Schobel 1.0, J.Posey 1.0.

**EAGLES TURNOVER RATIO:** +1 (1 fumbles, 0 INTS/0 fumble, 0 INTS)

**Weather:** Mostly Cloudy, 59 degrees  
**Wind:** W 12 mph  
**Playing surface:** AstroPlay  
**Time:** 3:25





## GAME

# 4

SUNDAY, OCTOBER 5, 2003

PHILADELPHIA 27, WASHINGTON 25  
LINCOLN FINANCIAL FIELD • 67,792



The Eagles capitalized on great play by their defense and won for the first time ever at Lincoln Financial Field as they held off a furious comeback attempt by the Redskins who failed on a two-point conversion attempt in the game's final minute. The Eagles defense, playing without their three injured Pro Bowl defensive backs (Troy Vincent, Bobby Taylor, and Brian Dawkins), pressured Redskins quarterback Patrick Ramsey all day long and forced him into two turnovers that resulted in 14 Eagle points, including the first career TD by DE N.D. Kalu. The Eagles built a 10-0 lead early after a 52-yard field goal by David Akers and a 4-yard TD catch by FB Jon Ritchie. That touchdown was set up after an interception by rookie CB Roderick Hood, who snared a pass attempt that deflected off the hands of Redskins WR Laveranues Coles. The Redskins bounced back with an interception of their own. Former Eagle LB Jeremiah Trotter intercepted a pass attempt by Donovan McNabb and rumbled 21 yards to the Eagles one-yard line. Three plays later, Ramsey scored on a quarterback sneak. On the ensuing possession, McNabb connected with WR Freddie Mitchell on a 39-yard catch and run that set up another field goal by Akers to give them a 13-7 lead. The Redskins responded with a field goal of their own at the end of the half and another one to start the second half tying the contest at 13. But a huge trio of plays by Eagles DT Darwin Walker forced another turnover. After a tackle for loss that was negated by a facemask penalty, Walker then sacked Ramsey. On the next play, Walker pressured Ramsey and struck his arm on a pass attempt that was snatched out of the air by Kalu, who rumbled 15 yards for a TD and gave the Eagles a 20-13 lead. The Redskins cut the lead to four after a field goal by John Hall early in the 4th quarter. On their next possession, though, the Eagles drove 70 yards on 11 plays, culminating in a 19-yard TD scamper by Brian Westbrook. But the Redskins would not quit in the final 3:10 as Hall made a 53-yard field goal, Bryan Johnson recovered an onside kick, and Ramsey connected with Darnerien McCants on a 32-yard TD to pull within two points. However, a pressured Ramsey overthrew Coles on the two-point conversion attempt, securing an Eagles win.

**NOTES:** Kalu's INT was the first of his NFL career and his TD was his first since high school ... Akers moved past Tommy McDonald (402) and into 6th place on the Eagles all-time scoring list ... The Eagles shut out the Redskins (0-9) in third down situations of four yards or more.

	1st	2nd	3rd	4th	Pts
Washington	0	10	3	12	25
Philadelphia	3	10	7	7	27

**Phila** – D.Akers, 52 FG  
**Phila** – J.Ritchie, 4 pass from D.McNabb (Akers)  
**Was** – P.Ramsey, 1 run (Hall)  
**Phila** – D.Akers, 36 FG  
**Was** – J.Hall, 48 FG  
**Was** – J.Hall, 45 FG  
**Phila** – N.Kalu, 15 INT return (Akers)  
**Was** – J.Hall, 37 FG  
**Phila** – B.Westbrook, 19 run (Akers)  
**Was** – J.Hall, 53 FG  
**Was** – D.McCants, 32 pass from P.Ramsey (pass failed)

TEAM STATISTICS	WAS	PHILA
First Downs	20	18
Net Yards Gained	307	267
Rushes/Yards	21/49	30/127
Net Yards Passing	258	140
Att/Comp/INT	50/25/2	30/16/2
Sacked/Yards Lost	2/13	3/17
Punts/Average	6/42.0	5/39.6
Fumbles/Lost	0/0	0/0
Penalties/Yards	11/85	7/86
Time of Possession	27:31	32:29
3rd Down Efficiency	5/17	6/14

**RUSHING:** EAGLES – B.Westbrook 11-64-1TD, D.Staley 9-42, D.McNabb 7-18, C.Buckhalter 3-3 ... REDSKINS – T.Canidate 8-17, L.Betts 5-11, P.Ramsey 3-8-1TD, C.Morton 1-6, L.Coles 1-4, R.Cartwright 3-3.

**RECEIVING:** EAGLES – L.Smith 4-39, B.Westbrook 4-15, J.Thrash 2-26, T.Pinkston 2-22, J.Ritchie 2-14-1TD, F.Mitchell 1-39, B.McMullen 1-2 ... REDSKINS – L.Coles 5-60, D.McCants 4-79-1TD, L.Betts 3-27, R.Gardner 3-25, T.Canidate 3-18, C.Morton 2-24, R.Royal 2-17, R.Cartwright 1-9, P.Johnson 1-8, T.Jacobs 1-4.

**PASSING:** EAGLES – D.McNabb 30-16-157-2-1TD ... REDSKINS – P.Ramsey 50-25-271-2-1TD.

**INTs:** EAGLES – N.Kalu 1-15-1TD, R.Hood 1-5 ... REDSKINS – J.Trotter 1-21, F.Smoot 1-0.

**SACKS:** EAGLES – M.Simoneau 1.0, D.Walker 1.0 ... REDSKINS – B.Holsey 1.5, B.Smith 1.0, J.Armstead 0.5.

**EAGLES TURNOVER RATIO:** Even (0 fumbles, 2 INTs/0 fumbles, 2 INTs)

**Weather:** Partly Cloudy, 63 degrees  
**Wind:** WNW 12 mph  
**Playing surface:** Grass  
**Time:** 3:25





**GAME**  
**5**

**SUNDAY, OCTOBER 12, 2003**  
**DALLAS 23, PHILADELPHIA 21**  
**TEXAS STADIUM • 63,648**



Cowboys kicker Billy Cundiff drilled a game-winning, 28-yard field goal with just over a minute remaining in the fourth quarter to lift Dallas to a 23-21 win over the Eagles at Texas Stadium. The Eagles fought back from a poor start and a 17-7 deficit late in the third quarter to take a 21-20 lead in the final minutes. But a big kickoff return by Zuriel Smith and a key first down on 3rd and 7 paved the way for Cundiff's heroic kick. Dallas took a quick 7-0 lead after the Eagles attempted an onside kick to start the game. Randal Williams snared the bouncing ball and returned it 37 yards for the score. After punting following each of their first four possessions, the Eagles came to life early in the 2nd quarter as RB Brian Westbrook scooted 5 yards for a TD to tie the score at 7-7. In the final seconds of the first half, Cundiff drilled a 51-yard field goal to give Dallas a three-point lead. The Cowboys expanded their lead to 17-7 in the third quarter after marching 80 yards on 11 plays culminating in a 1-yard TD run by Troy Hambrick. The drive was highlighted by a 37-yard half-back pass from Akeem Cason to Joey Galloway. But the Eagles answered right back on their next possession as Donovan McNabb scrambled out of harm's way and tossed a short pass to RB Duce Staley, who ran down the sideline for a 52-yard scoring play. After another field goal by the Cowboys early in the 4th quarter made it 20-14, the Eagles embarked on their most impressive drive of the game, a clutch, 14-play, 61-yard jaunt capped by a 20-yard touchdown run by Correll Buckhalter, the third Eagles running back to reach the end zone on the day. Philadelphia, however, could not hold onto the lead and lost the ball on their final opportunity in the waning seconds after McNabb was hit by a blitzing Dexter Coakley and Roy Williams.

**NOTES:** Three Eagles running backs notched TDs in a game for the first time since 11/22/92 when Herschel Walker, Keith Byars, and Heath Sherman scored at NYG ... Staley's 52-yard catch was a career long ... Eagles punter Dirk Johnson pinned 5 punts inside the Cowboys 20-yard line, including 4 in the first quarter ... Westbrook left the game late in the first half after a hip injury and did not return. James Thrash took over for him as the team's punt and kickoff returner ... The Eagles lost to the Cowboys for the first time since 1999.

	1st	2nd	3rd	4th	Pts
Philadelphia	0	7	7	7	21
Dallas	7	3	7	6	23

**Dal** - Ra.Williams, 37 kickoff ret (Cundiff)  
**Phila** - B.Westbrook, 5 run (Akers)  
**Dal** - B.Cundiff, 51 FG  
**Dal** - T.Hambrick, 1 run (Cundiff)  
**Phila** - D.Staley, 52 pass from D.McNabb (Akers)  
**Dal** - B.Cundiff, 22 FG  
**Phila** - C.Buckhalter, 20 run (Akers)  
**Dal** - B.Cundiff, 28 FG

TEAM STATISTICS	PHILA	DAL
First Downs	14	15
Net Yards Gained	232	292
Rushes/Yards	32/117	36/119
Net Yards Passing	115	173
Att/Comp/INT	26/11/0	26/15/1
Sacked/Yards Lost	2/11	1/10
Punts/Average	8/45.1	6/38.7
Fumbles/Lost	2/1	1/0
Penalties/Yards	2/10	5/23
Time of Possession	27:56	32:04
3rd Down Efficiency	5/15	5/16

**RUSHING:** EAGLES - C.Buckhalter 11-52, B.Westbrook 8-37-1TD, D.Staley 7-28, D.McNabb 6-0 ... COWBOYS - T.Hambrick 18-46-1TD, A.Cason 7-31, Q.Carter 7-31, R.Anderson 4-11.

**RECEIVING:** EAGLES - D.Staley 3-66-1TD, J.Thrash 3-15, F.Mitchell 1-27, C.Lewis 1-9, L.Smith 1-5, C.Buckhalter 1-2, J.Ritchie 1-2 ... COWBOYS - T.Glenn 5-41, R.Anderson 3-16, J.Galloway 2-56, T.Hambrick 2-14, A.Bryant 1-49, D.Campbell 1-8, A.Cason 1(-1).

**PASSING:** EAGLES - D.McNabb 26-11-126-0-1TD ... COWBOYS - Q.Carter 25-14-146-1-0 (starter), A.Cason 1-1-37-0-0.

**INTs:** EAGLES - T.Vincent 1-0 ... COWBOYS - 0.

**SACKS:** EAGLES - M.Lewis 1.0 ... COWBOYS - G.Ellis 1.0, Ro.Williams 1.0.

**EAGLES TURNOVER RATIO:** EVEN (0 fumble, 1 INT/1 fumbles, 0 INT)

**Weather:** Cloudy, 70 degrees  
**Wind:** N 5-8 mph  
**Playing surface:** Artificial  
**Time:** 3:12





**GAME  
6**

**SUNDAY, OCTOBER 19, 2003  
PHILADELPHIA 14, NEW YORK 10  
GIANTS STADIUM • 78,883**



It wasn't quite the Miracle of the Meadowlands from 1978, but the story line was similar. Trailing 10-7 late in the fourth quarter, the Eagles were down to their last breath when the Giants took over at the Philadelphia 44-yard line with just under two-minutes left to play. But three straight running plays resulted in a 4th-n-12 situation after the Eagles used up their final timeout with 1:34 remaining in the contest. Lined up in punt block formation, the desperate Eagles could not get near Giants punter Jeff Feagles who lofted a punt deep into Eagles territory. Fielding the ball, after a bounce, at the Eagles 16-yard line, Brian Westbrook eluded a would-be tackler and found open territory along the sideline. From there, Westbrook turned on the afterburners as he raced into the end zone giving the Eagles a dramatic touchdown and a 14-10 lead in front of a stunned crowd at Giants Stadium. Needing a touchdown on the ensuing possession and having all three of their timeouts in their back pocket, the Giants drove to the Eagles 38-yard line, where they faced a 4th-n-4. Eagles CB Bobby Taylor, returning from a four-game absence after a foot injury, knocked down a Kerry Collins pass attempt to TE Jeremy Shockey as the Eagles went home with a heart-stopping victory. The Eagles defense withstood 80 plays, 25 first downs, and 35 minutes of possession time by the Giants to set up Westbrook's heroics. Down 10-7 early in the 4th quarter, MLB Mark Simoneau halted a Giants drive deep in Eagles territory as he knifed through the line on a 3rd-n-goal play to knock the ball loose from Collins. DT Corey Simon fell on the loose ball and the Eagles survived. Late in the first half, LB Nate Wayne forced a fumble by Shockey at the PE19 to stop another scoring attempt. The Eagles took a 7-0 lead in the first quarter as Westbrook capped a 10-play, 89-yard drive with a 6-yard touchdown run. That drive was fueled by a 41-yard pass interference penalty (by Giants CB Ralph Brown on a pass attempt to Todd Pinkston) and a 25-yard connection from Donovan McNabb to rookie TE L.J. Smith. New York kicker Brett Conway nailed a 39-yard field goal late in the first half and Collins connected with Shockey on a one-yard scoring play late in the third to give the Giants the lead until Westbrook's heroics.

**NOTES:** Westbrook's punt return was the 2nd longest in team history and longest since 11/22/92, when Vai Sikahema returned a punt 87 yards for a score at Giants Stadium. Sikahema was in attendance for Westbrook's remarkable return as he now serves as a sports anchor for NBC10 in Philadelphia ... Westbrook became the first Eagle since Ricky Watters in 1996 to score a rushing touchdown in four consecutive games.

	1st	2nd	3rd	4th	Pts
Philadelphia	7	0	0	7	14
New York	0	3	7	0	10

**Phila** - B.Westbrook, 6 run (Akers)

**NYG** - B.Conway, 39 FG

**NYG** - J.Shockey, 1 pass (Conway)

**Phila** - B.Westbrook, 84 punt return (Akers)

## TEAM STATISTICS

	PHILA	NYG
First Downs	9	25
Net Yards Gained	134	339
Rushes/Yards	23/87	41/180
Net Yards Passing	47	159
Att/Comp/INT	23/9/1	36/22/0
Sacked/Yards Lost	3/17	3/15
Punts/Average	7/41.9	7/36.0
Fumbles/Lost	3/1	3/2
Penalties/Yards	6/35	6/66
Time of Possession	24:18	35:42
3rd Down Efficiency	4/13	7/17

**RUSHING:** EAGLES - B.Westbrook 15-67-1TD, C.Buckhalter 3-19, D.Staley 1-5, D.McNabb 3-(-1), J.Thrash 1-(-3) ... GIANTS - T.Barber 19-79, D.Levens 16-64, K.Collins 4-28, D.Joyce 2-9.

**RECEIVING:** EAGLES - B.Westbrook 3-11, C.Lewis 2-15, L.Smith 1-25, T.Pinkston 1-6, D.Staley 1-4, J.Ritchie 1-3 ... GIANTS - T.Barber 5-34, J.Shockey 5-23-1TD, A.Toomer 4-54, M.Rivers 4-31, J.Finn 2-10, I.Hilliard 1-11, T.Carter 1-11.

**PASSING:** EAGLES - D.McNabb 23-9-64-1-0 ... GIANTS - K.Collins 36-22-174-0-1TD.

**INTS:** EAGLES - 0 ... GIANTS - W.Allen 1-1.

**SACKS:** EAGLES - N.Kalu 1.0, C.Simon 1.0, M.Simoneau 1.0 ... GIANTS - M.Strahan 2.0, K.Holmes 1.0.

**EAGLES TURNOVER RATIO:** EVEN (2 fumbles, 0 INT/1 fumble, 1 INT)

**Weather:** Cloudy, 51 degrees

**Wind:** N 9 mph

**Playing surface:** FieldTurf

**Time:** 3:04





## GAME

# 7

SUNDAY, OCTOBER 26, 2003

PHILADELPHIA 24, NEW YORK 17

LINCOLN FINANCIAL FIELD • 67,853



The Eagles blistered the Jets with 194 yards rushing, including 100 by Correll Buckhalter, en route to a 24-17 victory at Lincoln Financial Field. Both teams came out smoking offensively, scoring on each of their first two possessions. The Eagles answered a Jets field goal to go up 7-3 following a 6-yard touchdown run by Buckhalter. But New York struck back immediately to take the lead after Vinny Testaverde took a pitch from RB Curtis Martin on a flea-flicker and tossed a 60-yard scoring strike to Santana Moss. The Eagles answered back again with a 12-play, 68-yard drive that culminated in another TD run by Buckhalter. Later in the 2nd quarter, Eagles LB Ike Reese blocked a punt by Dan Stryzinski that set them up in Jets territory. But the Eagles could not convert. The Jets took over and were poised to put points on the board late in the first half, but Moss was hit by Carlos Emmons after a wide receiver screen and fumbled at the Eagles 23 yard line. Reese pounced on the loose ball and halted their scoring opportunity. Unlike the first half, the Eagles committed two turnovers on their first two possessions of the 3rd quarter and the Jets made them pay. Lamont Jordan scooted home on a 4-yard touchdown run late in the 3rd to give the Jets a 17-14 lead. Philadelphia attempted a 55-yard field goal early in the 4th quarter, but David Akers misfired for the first time of the season. With good field position after the missed field goal attempt, the Jets drove into Eagles territory. But Chad Pennington, who saw his first action of the 2003 regular season, threw an errant pass to Eagles SS Michael Lewis, who returned the interception 23 yards. That critical error proved costly to the Jets as Donovan McNabb fired a 4-yard TD strike to FB Jon Ritchie to give the Eagles the lead for good at 21-17. Faced with a 4th-and-1 situation at the NYJ46 with 4:34 remaining, Jets coach Herman Edwards decided to go for the first down instead of punting. Jordan was stuffed by DT Darwin Walker for no gain and Akers nailed a 30-yard field goal to give the Eagles a seven-point lead. The Jets final hail mary attempt fell incomplete.

**NOTES:** The Eagles, who have won all seven of their all-time outings with the Jets, met them in Philadelphia for the first time since 1978 ... Duce Staley moved past Randall Cunningham (4,482) and into 3rd place on the Eagles all-time rushing list ... Akers moved past Tony Franklin (412) and into 5th place on the Eagles all-time scoring list ... Buckhalter registered the first multi-touchdown game of his career ... The Eagles overcame a fourth quarter deficit in consecutive games for the first time since the final two regular season games of the 2001 season ... Reese's blocked punt was the first by the Eagles since N.D. Kalu's block vs. the Cowboys on 9/30/01.

	1st	2nd	3rd	4th	Pts
New York	10	0	7	0	17
Philadelphia	7	7	0	10	24

NYJ - D.Brien, 30 FG

Phila - C.Buckhalter, 6 run (Akers)

NYJ - S.Moss, 60 pass from Testaverde (Brien)

Phila - C.Buckhalter, 7 run (Akers)

NYJ - L.Jordan, 4 run (Brien)

Phila - J.Ritchie, 4 pass from McNabb (Akers)

Phila - D.Akers, 30 FG

### TEAM STATISTICS

	NYJ	PHILA
First Downs	22	23
Net Yards Gained	377	306
Rushes/Yards	24/125	32/194
Net Yards Passing	252	112
Att/Comp/INT	35/21/1	23/17/1
Sacked/Yards Lost	2/14	5/29
Punts/Average	2/17.0	2/30.0
Fumbles/Lost	1/1	1/1
Penalties/Yards	5/35	1/10
Time of Possession	28:38	31:22
3rd Down Efficiency	5/9	6/11

**RUSHING:** EAGLES - C.Buckhalter 15-100-2TDs, D.Staley 9-47, B.Westbrook 5-25, D.McNabb 2-18, J.Thrash 1-4 ... JETS - C.Martin 20-110, S.Moss 1-9, L.Jordan 3-6-1TD.

**RECEIVING:** EAGLES - J.Thrash 4-23, L.Smith 3-32, J.Ritchie 3-10-1TD, F.Mitchell 2-29, T.Pinkston 2-23, B.Westbrook 2-16, C.Lewis 1-8 ... JETS - S.Moss 5-96-1TD, W.Chrebet 3-44, J.Sowell 3-22, C.Martin 3-7, C.Conway 2-32, A.Beck 2-31, C.Baker 2-22, L.Jordan 1-12.

**PASSING:** EAGLES - D.McNabb 23-17-141-1-1TD ... JETS - V.Testaverde 11-7-112-0-1TD (starter), C.Pennington 24-14-154-1-0.

**INTS:** EAGLES - M.Lewis 1-23 ... JETS - A.Beasley 1-25.

**SACKS:** EAGLES - N.Kalu 1.0, D.Walker 1.0 ... JETS - J.Abraham 3.5, S.Ellis 1.0, J.Ferguson 0.5.

**EAGLES TURNOVER RATIO:** EVEN (1 fumble, 1 INT/1 fumble, 1 INT)

**Weather:** Cloudy, 67 degrees

**Wind:** S 14 mph

**Playing surface:** Grass

**Time:** 2:55





**GAME  
8**

**SUNDAY, NOVEMBER 2, 2003  
PHILADELPHIA 23, ATLANTA 16  
THE GEORGIA DOME • 70,064**



Donovan McNabb threw for 312 yards and the Eagles defense stifled the Falcons in the 2nd half of a 23-16 win at the Georgia Dome. McNabb's 300-yard game was his first since the 2001 opener vs. the Rams as he diced up a revamped Falcons secondary, which featured four new starters. After allowing 111 rushing yards and 13 first downs in the first half, the defense tightened up to a suffocating level in the final 30 minutes. During the 2nd half, Atlanta managed only 4 first downs, 20 yards rushing, and 3 points, while benching starting quarterback Kurt Kittner. The Eagles took an early 10-0 lead in the first quarter as Falcons kickoff returner Allen Rossum lost the opening kickoff deep in Philadelphia territory. Sean Morey recovered the loose ball at the 11-yard line, but the Eagles stalled and settled for a 21-yard field goal by David Akers. Atlanta drove deep into Eagles territory on their ensuing possession but Lito Sheppard picked up his first career interception at the 2-yard line. After a 34-yard return by Sheppard, the Eagles embarked on a 9-play, scoring drive as McNabb connected with Freddie Mitchell on a 37-yard TD play. The Falcons, who entered the contest 1-6, mounted a comeback behind the strength of their running attack and took the lead. First, T.J. Duckett scored on a one-yard plunge early the 2nd quarter to cap a 75-yard drive which saw the Eagles allow 51 yards on the ground. After two consecutive three-and-outs by Philadelphia, the Falcons used two field goals by Jay Feely (40 and 25 yards) to find themselves ahead, 13-10, at half-time. McNabb came out smoking in the 3rd quarter, engineering a pair of drives deep into Falcons territory, but could only come away with three points. Akers nailed a 25-yard attempt on the first possession, but had a 41 yarder blocked by Ed Jasper later in the quarter. With the stingy defense holding down the fort, the Eagles finally took the lead early in the 4th quarter as McNabb and L.J. Smith set up a 4-yard touchdown run by Duce Staley. The rookie tight end caught a pair of long passes of 36 and 28 yards to set up Staley's run. The two teams traded field goals later in the quarter (a 40 yarder by Akers and a 46 yarder by Feely), but the Eagles defense was too much down the stretch for the Falcons and relief QB Doug Johnson to handle.

**NOTES:** McNabb threw for 300-plus yards in a winning effort for the first time since 12/10/00 at Cleveland ... Correll Buckhalter carried the ball a career-high 23 times for 90 yards ... In addition to Sheppard's interception, other firsts for the Eagles: Clinton Hart's first career sack, Nate Wayne's first sack as an Eagle, Greg Lewis' first career reception, and Reno Mahe's first game played. (He went 2-25 subbing for injured punt returner Brian Westbrook).

	1st	2nd	3rd	4th	Pts
Philadelphia	10	0	3	10	23
Atlanta	0	13	0	3	16

**Phila** - D.Akers, 21 FG  
**Phila** - F.Mitchell, 37 pass (Akers)  
**ATL** - T.Duckett, 1 run (Feely)  
**ATL** - J.Feely, 40 FG  
**ATL** - J.Feely, 25 FG  
**Phila** - D.Akers, 25 FG  
**Phila** - D.Staley, 4 run (Akers)  
**Phila** - D.Akers, 40 FG  
**ATL** - J.Feely, 46 FG

TEAM STATISTICS	PHILA	ATL
First Downs	24	17
Net Yards Gained	430	278
Rushes/Yards	28/128	28/131
Net Yards Passing	302	147
Att/Comp/INT	33/21/0	28/16/1
Sacked/Yards Lost	2/10	3/17
Punts/Average	5/46.2	5/43.4
Fumbles/Lost	0/0	1/1
Penalties/Yards	11/90	8/61
Time of Possession	28:45	31:15
3rd Down Efficiency	2/11	5/13

**RUSHING:** EAGLES - C.Buckhalter 23-92, D.McNabb 2-22, D.Staley 3-14-1TD ... **FALCONS** - W.Dunn 10-68, T.Duckett 16-55-1TD, K.Kittner 1-7, J.Griffith 1-1.

**RECEIVING:** EAGLES - L.Smith 6-97, J.Thrash 4-69, D.Staley 4-38, F.Mitchell 2-43-1TD, T.Pinkston 2-15, C.Buckhalter 1-18, G.Lewis 1-18, C.Lewis 1-14 ... **FALCONS** - P.Price 6-84, B.Finneran 4-49, W.Dunn 2-10, J.Griffith 2-5, A.Crumpler 1-10, T.Duckett 1-6.

**PASSING:** EAGLES - D.McNabb 33-21-312-0-1TD ... **FALCONS** - K.Kittner 18-11-78-1-0 (starter), D.Johnson 10-5-86-0-0.

**INTs:** EAGLES - L.Sheppard 1-34 ... **FALCONS** - 0.

**SACKS:** EAGLES - C.Hart 1.0, D.Walker 1.0, N.Wayne 1.0 ... **FALCONS** - B.Smith 1.0, T.Hall 1.0.

**EAGLES TURNOVER RATIO:** +2 (1 fumble, 1 INT/0 fumble, 0 INT)

**Weather:** Indoor  
**Wind:** None  
**Playing surface:** Field Turf  
**Time:** 3:15





## GAME

# 9

**MONDAY, NOVEMBER 10, 2003**  
**PHILADELPHIA 17, GREEN BAY 14**  
**LAMBEAU FIELD • 70,291**



A last-minute comeback at a cold and rain-soaked Lambeau Field on Monday Night Football. That familiar script has starred the Packers Brett Favre so many times over the last decade. But this time, Donovan McNabb took center stage in that role, as the Eagles pulled out a dramatic, 17-14 win in Green Bay. Down by four points with 2:43 remaining, McNabb orchestrated the most memorable two-minute drill of his young career as he drove the Eagles 65 yards on 8 plays, which culminated in a 6-yard TD pass to WR Todd Pinkston with 32 seconds remaining on the clock. A sluggish Eagles offense, which managed just 3 points in the first 50 minutes of the game, was jump-started by a 51-yard pass from McNabb to WR James Thrash to the Packers 3-yard line early in the 4th. Three plays later, McNabb willed his way into the end zone on a 1-yard TD run, giving the Eagles a 10-7 lead. On their ensuing possession, the Packers faced a 4th-and-1 situation at the PE45. Deciding to go for the first down, Favre handed off to RB Ahman Green, who not only picked up the first down, but scampered 45 yards for a touchdown. But Pinkston and McNabb put the game away for Philadelphia two possessions later. Early on, the Eagles could not capitalize on multiple opportunities as they struggled to get on the scoreboard. Their most notable chance came after a 33-yard interception return by former Packer Nate Wayne, who made a one-handed grab of a Favre pass attempt midway through the 2nd quarter. But David Akers misfired on a 47-yard field goal attempt to keep the score tied 0-0. Late in the first half, Favre connected with Green on a 24-yard screen pass for a touchdown. Akers nailed a 21-yard field goal on the first possession of the 3rd quarter to get the Eagles within four. Shortly thereafter, Longwell came up short on a 45-yard field goal later that quarter to set the stage for the dramatic fourth quarter finish.

**NOTES:** The Eagles became the fourth team in NFL history to win their fourth consecutive game when trailing by 3+ points in the 2nd half during each of those contests ... The Eagles won at Lambeau Field for the first time since September 12, 1993 ... The Eagles became the 4th team to win a Monday Night game at Lambeau, the last team to do so was Seattle, 27-7, on 11/1/99 ... McNabb threw and ran for a touchdown in the same quarter for the first time since 10/6/02 at Jacksonville ... Green set the Packers single game rushing record with 192 yards ... The Packers fumbled 6 times (3 by Favre, 2 by Green, 1 by Davenport), but only lost 2.

	1st	2nd	3rd	4th	Pts
Philadelphia	0	0	3	14	17
Green Bay	0	7	0	7	14

**GB - A.Green, 24 pass from Favre (Longwell)**  
**Phila - D.Akers, 21 FG**  
**Phila - D.McNabb, 1 run (Akers)**  
**GB - A.Green, 45 run (Longwell)**  
**Phila - T.Pinkston, 6 pass from McNabb (Akers)**

TEAM STATISTICS	PHILA	GB
First Downs	15	17
Net Yards Gained	282	309
Rushes/Yards	30/92	37/241
Net Yards Passing	190	68
Att/Comp/INT	31/15/0	22/14/1
Sacked/Yards Lost	1/8	4/43
Punts/Average	7/39.4	7/41.4
Fumbles/Lost	0/0	6/2
Penalties/Yards	6/40	4/33
Time of Possession	28:45	31:15
3rd Down Efficiency	4/14	3/14

**RUSHING: EAGLES - D.Staley 10-53, D.McNabb 5-26-1TD, C.Buckhalter 9-23, B.Westbrook 5-1, T.Pinkston 1-(-1) ... PACKERS - A.Green 29-192-1TD, N.Davenport 4-24, T.Fisher 2-17, B.Favre 2-8.**

**RECEIVING: EAGLES - T.Pinkston 3-26-1TD, F.Mitchell 3-23, J.Thrash 2-55, D.Staley 2-45, C.Lewis 2-33, J.Ritchie 2-11, R.Mahe 1-5 ... PACKERS - A.Green 3-32-1TD, D.Driver 2-18, R.Ferguson 2-16, W.Walls 2-15, J.Walker 2-9, A.Freeman 1-15, B.Franks 1-4, W.Henderson 1-0.**

**PASSING: EAGLES - D.McNabb 31-15-198-0-1TD ... PACKERS - B.Favre 22-14-109-1-1TD.**

**INTS: EAGLES - N.Wayne 1-33 ... PACKERS - 0.**

**SACKS: EAGLES - Team 3-0, M.Lewis 1-0 ... PACKERS - G.Jackson 0-5, L.Smith 0-5**

**EAGLES TURNOVER RATIO: +3 (2 fumbles, 1 INT/0 fumble, 0 INT)**

**Weather:** Rain, 39 degrees

**Wind:** S 8mph

**Playing surface:** Grass

**Time:** 3:02





GAME  
**10**

SUNDAY, NOVEMBER 16, 2003  
PHILADELPHIA 28, NEW YORK 10  
LINCOLN FINANCIAL FIELD • 67,867



Donovan McNabb completed 24 of 30 passes for 314 yards and 2 touchdowns, Brian Westbrook piled up 108 total yards from scrimmage and 3 touchdowns, and the defense welcomed back all-pro free safety Brian Dawkins to the lineup with a stifling effort as the Eagles cruised to a 28-10 win over the Giants at Lincoln Financial Field. The Eagles overcame a 3-0 deficit early in the game with a 1-yard touchdown run by Correll Buckhalter, who capped off an impressive 9-play, 61-yard drive, which saw four different players record first downs. They opened up their lead to 14-3 late in the 2nd quarter as McNabb lofted a perfectly thrown 29-yard touchdown pass to Westbrook. The defense then took center stage as the half came to close with the Giants set up at the Eagles one-yard line with a 1st-and-goal situation. On first down, LB Nate Wayne stopped RB Dorsey Levens for no gain. Then Dawkins knocked down a pass attempt in the end zone before CB Troy Vincent snuffed out Levens again for no gain. On fourth down, the Giants pitched to RB Tiki Barber, who was stopped on a sweep by LB Carlos Emmons and Dawkins for a loss. Late in the 3rd quarter, the Eagles put the game out of reach with an 8-play, 95-yard drive that was capped by a 4-yard touchdown run by Westbrook. On that drive, McNabb completed all four of his passes for 55 yards and Westbrook totaled 40 yards on the ground. The two teams traded touchdowns in the 4th quarter as Barber caught a 10-yard TD pass and Westbrook registered his third score with a 5-yard catch from McNabb.

**NOTES:** Westbrook, who registered 5 touchdowns vs. the Giants in two games in 2003, became the first Eagle to record 3 TDs in a game since Duce Staley had three vs. the Chiefs on 9/27/98 ... McNabb, who registered the 2nd-highest single-game QB rating (132.5) and yardage total (314) of his career, completed his last 12 pass attempts, including all 10 in the 2nd half ... Nine different players caught passes for the Eagles and nine different players recorded a first down ... The Eagles allowed no sacks to the Giants, who entered the game with a league-high 28 ... Eagles P Dirk Johnson pinned four punts inside the Giants 20-yard line ... The Eagles wore black jerseys for the first time in team history.

	1st	2nd	3rd	4th	Pts
New York	3	0	0	7	10
Philadelphia	7	7	7	7	28

**NYG** - M.Bryant, 30 FG  
**Phila** - C.Buckhalter, 1 run (Akers)  
**Phila** - B.Westbrook, 29 pass from D.McNabb (Akers)  
**Phila** - B.Westbrook, 4 run (Akers)  
**NYG** - T.Barber, 10 pass from K.Collins (M.Bryant)  
**Phila** - B.Westbrook, 5 pass from D.McNabb (Akers)

TEAM STATISTICS	NYG	PHILA
First Downs	20	20
Net Yards Gained	361	376
Rushes/Yards	24/109	21/62
Net Yards Passing	252	314
Att/Comp/INT	44/25/1	30/24/0
Sacked/Yards Lost	3/16	0/0
Punts/Average	6/38.3	5/29.6
Fumbles/Lost	1/0	1/1
Penalties/Yards	11/113	7/49
Time of Possession	31:47	28:13
3rd Down Efficiency	5/14	3/8

**RUSHING:** EAGLES - B.Westbrook 9-48-1TD, D.Staley 3-12, C.Buckhalter 5-2-1TD, D.McNabb 4-0 ... GIANTS - T.Barber 19-111, D.Levens 4-1, K.Collins 1-(-3).

**RECEIVING:** EAGLES - J.Thrash 6-48, B.Westbrook 5-60-2TDs, F.Mitchell 4-60, L.Smith 2-29, T.Pinkston 2-22, C.Lewis 2-16, D.Staley 1-38, C.Buckhalter 1-27, G.Lewis 1-14 ... GIANTS - A.Toomer 6-57, D.Tyree 5-106, T.Carter 4-48, T.Barber 3-20-1TD, M.Rivers 3-16, I.Hilliard 2-18, W.Ponder 2-3.

**PASSING:** EAGLES - D.McNabb 30-24-314-0-2TDs ... GIANTS - K.Collins 44-25-268-1-1TD.

**INTS:** EAGLES - T.Vincent 1-0 ... GIANTS - 0.

**SACKS:** EAGLES - D.Walker 1.5, N.Kalu 0.5 ... GIANTS - 0.

**EAGLES TURNOVER RATIO:** EVEN (0 fumbles, 1 INT / 1 fumble, 0 INT)

**Weather:** Mostly Cloudy 52 degrees  
**Wind:** SSW 6 mph  
**Playing surface:** Grass  
**Time:** 3:00





## GAME

# 11

**SUNDAY, NOVEMBER 23, 2003**  
**PHILADELPHIA 33, NEW ORLEANS 20**  
**LINCOLN FINANCIAL FIELD • 67,802**



The Eagles took advantage of a turnover-prone Saints team as they cruised to a 33-20 victory over New Orleans at Lincoln Financial Field. As a result, Philadelphia won their 6th straight game and captured their 8th victory in their last nine contests. Donovan McNabb completed 64% of his passes (16-25) to 10 different receivers for 259 yards and 1 touchdown. The Eagles three-headed running back attack of Duce Staley, Brian Westbrook and Correll Buckhalter combined for 30 touches for 240 yards and 2 TDs. On the first play from scrimmage, McNabb connected with Todd Pinkston on a 48-yard grab to set up a 36-yard field goal by David Akers. On their ensuing possession, the Saints drove to the PE1, but QB Aaron Brooks fumbled away a handoff attempt to RB Deuce McAllister, which was recovered by CB Troy Vincent. The Eagles then drove 80 yards on six plays for their next score, a nifty 15-yard TD run by Westbrook to make the score 10-0. Thanks to a sack and forced fumble by LB Nate Wayne, the Eagles opened up a 17-point lead late in 2nd quarter on a 1-yard touchdown run by Buckhalter. McNabb's 28-yard completion to TE L.J. Smith set up the score after the fumble recovery by DE N.D. Kalu. But the Saints would not lie down on the road as they scored on a 6-yard TD grab by TE Boo Williams from Brooks. With 1:51 left on the clock in the half though, McNabb drove the Eagles to the Saints 23 yard-line, where Akers connected on a 41-yard field goal to up their lead to 20-7. On the Saints first possession of the 3rd quarter, WR Jerome Pathon was forced to fumble after a tackle by LB Ike Reese. Kalu came up with his second fumble recovery of the game to set up another field goal by Akers (42 yds.) to give the Eagles a commanding 23-7 lead. But on New Orleans' next play from scrimmage, McAllister raced 76 yards for a touchdown. Late in the third quarter, the Saints were poised to move within 6 points, but Eagles SS Michael Lewis blocked a 45-yard field goal attempt by John Carney. The Eagles answered right back with a 33-yard field goal by Akers, his fourth of the game. McNabb then connected with FB Jon Ritchie on a 2-yard TD pass to put the game out of reach.

**NOTES:** Akers first of four field goals was the 100th of his career ... McNabb tied Bobby Hoying's team record for most consecutive completions (13) ... Lewis' blocked field goal was the first by the Eagles since Joe Kelly blocked an attempt vs. the Cardinals in 1996 ... 26 penalties were called in the game for a total of 272 yards.

	1st	2nd	3rd	4th	Pts
New Orleans	0	7	7	6	20
Philadelphia	10	10	3	10	33

**Phila** - D.Akers, 36 FG  
**Phila** - B.Westbrook, 15 run (Akers)  
**Phila** - C.Buckhalter, 1 run (Akers)  
**NO** - B.Williams, 6 pass (Carney)  
**Phila** - D.Akers, 41 FG  
**Phila** - D.Akers, 42 FG  
**NO** - D.McAllister, 76 run (Carney)  
**Phila** - D.Akers, 33 FG  
**Phila** - J.Ritchie, 2 pass from McNabb (Akers)  
**NO** - D.McAllister, 22 run (pass failed)

TEAM STATISTICS	NO	PHILA
First Downs	27	22
Net Yards Gained	466	448
Rushes/Yards	24/199	32/201
Net Yards Passing	267	247
Att/Comp/INT	39/24/0	25/16/0
Sacked/Yards Lost	2/20	3/12
Punts/Average	1/40.0	3/34.7
Fumbles/Lost	4/3	0/0
Penalties/Yards	12/101	14/171
Time of Possession	28:56	31:04
3rd Down Efficiency	5/10	4/10

**RUSHING:** EAGLES - D.Staley 8-77, D.McNabb 7-54, B.Westbrook 9-52-1TD, C.Buckhalter 7-18-1TD, J.Thrash 1-0 ... SAINTS - D.McAllister 19-184-2TDs, K.Carter 1-8, A.Brooks 4-7.

**RECEIVING:** EAGLES - B.Westbrook 3-47, C.Lewis 2-37, D.Staley 2-26, F.Mitchell 2-24, J.Thrash 2-19, T.Pinkston 1-48, L.Smith 1-28, C.Buckhalter 1-20, G.Lewis 1-8, J.Ritchie 1-2-1TD ... SAINTS - B.Williams 9-110-1TD, J.Pathon 5-35, J.Horn 4-76, D.McAllister 4-48, T.Gardner 2-18.

**PASSING:** EAGLES - D.McNabb 25-16-259-0-1TD ... SAINTS - A.Brooks 39-24-287-0-1TD.

**INTs:** EAGLES - 0 ... SAINTS - 0.

**SACKS:** EAGLES - C.Simon 1.0, N.Wayne 1.0 ... SAINTS - C.Grant 1.5, D.Howard 1.5.

**EAGLES TURNOVER RATIO:** +3 (3 fumbles, 0 INT/ 0 fumble, 0 INT)

**Weather:** Mostly Cloudy, 56 degrees

**Wind:** E 3mph

**Playing surface:** Grass

**Time:** 3:18





**GAME  
12**

**SUNDAY, NOVEMBER 30, 2003  
PHILADELPHIA 25, CAROLINA 16  
LINCOLN FINANCIAL FIELD • 72,977**



The Eagles put together their first seven-game winning streak since 1980 as they downed the Carolina Panthers, 25-16. Both teams entered Ericsson Stadium with 8-3 records and a hold of first place in their respective divisions. The kicking game was the difference, as David Akers boomed four field goals, while John Kasay missed three field goals and an extra point attempt. Donovan McNabb finished off a stellar month of November by completing 69% of his passes to nine different receivers against a feisty Panthers defense. He overcame an interception on the first offensive play from scrimmage that led to an early 20-yard field goal by Kasay. On the very next drive, McNabb directed a 10-play, 68-yard drive that was capped by a 2-yard TD plunge by Duce Staley. The Panthers threatened on the ensuing possession, but Kasay's nightmare day began as he misfired on a 32-yard attempt. Early in the 2nd quarter, Brian Westbrook fumbled away a punt return deep inside Eagles territory, but Kasay's 38-yard field goal attempt sailed wide right. After Akers 35-yard FG late in the 2nd quarter made it 10-3, the Eagles defense faced a 4th-and-1 situation at their own 8-yard line, but DE Brandon Whiting stopped RB Stephen Davis for no gain. Another missed field goal by Kasay (49 yards) early in the 3rd quarter plagued the Panthers as Akers responded with a 49 yarder to build the lead to 10 points. But Carolina QB Jake Delhomme orchestrated a 70-yard scoring drive that ended with a 24-yard TD toss to WR Steve Smith. The Eagles responded once again with a field goal by Akers (38 yards) to build a 16-10 lead. On the Panthers next offensive play, Delhomme was sacked and forced to fumble by LB Nate Wayne. The ball was recovered by DT Darwin Walker at the Panthers 11-yard line. Two plays later, McNabb connected with WR James Thrash on a 10-yard scoring play. TE Chad Lewis dropped the 2-point conversion attempt, but the Eagles held a 22-10 advantage. Midway through the 4th quarter, Delhomme would not let the Panthers die as he connected with Muhsin Muhammad on a 23-yard TD, but Kasay botched the extra point attempt as the Eagles maintained a 6-point lead. The Panthers next possession was halted by two big plays by CB Lito Sheppard, who batted down a long pass attempt to Smith on 2nd down before drawing an offensive pass interference penalty by Smith on third down. The Eagles then chewed up over 5 minutes of clock time before Akers ended the Panthers comeback attempt with a 29-yard field goal. On that drive, McNabb connected with TE Chad Lewis on a clutch 29-yard grab on third down to keep the drive alive.

**NOTES:** Akers posted back-to-back four field goals for the first time in his career ... Kasay became the first kicker to miss 3 field goals in a game vs. the Eagles since the Redskins Chip Lohmiller in 1990 ... McNabb, who led the Eagles to a franchise-first 5-0 record in a single month, finished the month of November with the following passing numbers: 94 for 145 (64.8%) for 1,265 yds, 6 TDs, 1 INT, and a 103.4 QB rating ... The Eagles starting defensive backfield featured Pro Bowlers Brian Dawkins, Bobby Taylor, and Troy Vincent for the first time since opening day ... The Eagles recorded a rushing TD in their 11th straight game, a team record ... Wayne registered a sack and forced fumble for the 2nd consecutive game. Both plays resulted in touchdowns ... The Eagles registered their first-ever win at Ericsson Stadium.

	1st	2nd	3rd	4th	Pts
Philadelphia	7	3	3	12	25
Carolina	3	0	7	6	16

**Car** - J.Kasay, 20 FG  
**Phila** - D.Staley, 2 run (Akers)  
**Phila** - D.Akers, 35 FG  
**Phila** - D.Akers, 48 FG  
**Car** - S.Smith, 24 pass from Delhomme (Kasay)  
**Phila** - D.Akers, 38 FG  
**Phila** - J.Thrash, 10 pass from McNabb (pass failed)  
**Car** - M.Muhammad, 23 pass from Delhomme (kick failed)  
**Phila** - D.Akers, 29 FG

TEAM STATISTICS	PHILA	CAR
First Downs	17	19
Net Yards Gained	283	336
Rushes/Yards	28/124	29/136
Net Yards Passing	159	200
Att/Comp/INT	26/18/1	29/18/0
Sacked/Yards Lost	3/23	2/16
Punts/Average	3/49.3	3/46.7
Fumbles/Lost	1/1	1/1
Penalties/Yards	4/35	9/70
Time of Possession	29:54	30:06
3rd Down Efficiency	5/12	4/12

**RUSHING:** EAGLES - B.Westbrook 12-64, C.Buckhalter 6-30, D.Staley 8-24-1TD, D.McNabb 2-6 ... **PANTHERS** - S.Davis 23-115, J.Delhomme 3-13, N.Goings 1-8, R.Smart 1-2, S.Smith 1-(-2).

**RECEIVING:** EAGLES - B.Westbrook 5-32, F.Mitchell 3-40, J.Thrash 3-27-1TD, J.Ritchie 2-9, C.Lewis 1-29, T.Pinkston 1-15, L.Smith 1-15, D.Staley 1-8, G.Lewis 1-7 ... **PANTHERS** - M.Muhammad 6-79-1TD, S.Smith 5-80-1TD, R.Proehl 2-24, N.Goings 2-19, J.Wiggins 1-8, R.Smart 1-5, M.Seldman 1-1.

**PASSING:** EAGLES - D.McNabb 26-18-182-1-1TD ... **PANTHERS** - J.Delhomme 29-18-216-0-2TDs

**INTs:** EAGLES - 0 ... **PANTHERS** - M.Rucker 1-0.

**SACKS:** EAGLES - N.Wayne 1.0, B.Whiting 1.0 ... **PANTHERS** - K.Jenkins 1.0, M.Rucker 1.0, R.Howard 0.5, A.Wallace 0.5.

**EAGLES TURNOVER RATIO:** -1 (1 fumble, 0 INT/1 fumble, 1 INT)

**Weather:** Sunny, 59 degrees  
**Wind:** W 12mph  
**Playing surface:** Grass  
**Time:** 3:02





GAME  
13

SUNDAY, DECEMBER 7, 2003  
PHILADELPHIA 36, DALLAS 10  
LINCOLN FINANCIAL FIELD • 69,773



In a NFC East showdown, the Eagles used a dominating 2nd half performance that lifted them to a 36-10 win over the Dallas Cowboys at a frigid and windy Lincoln Financial Field. With the win, the Eagles posted their first 8-game win streak since 1980 and clinched their fourth consecutive playoff berth. In that decisive final 30 minutes, Dallas was held scoreless and to 61 total yards, 2 turnovers and 4 first downs. Meanwhile, the Eagles offense piled up 26 points, 216 yards, and 12 first downs. Although the final score was lopsided, the first half was exactly the opposite as both teams engaged in a hard-fought, physical battle that ended in a 10-10 tie. But the Cowboys first possession of the 3rd quarter began the Eagles rout after CB Sheldon Brown stepped in front of a Quincy Carter for an interception. The opportunistic Eagles converted that turnover into a touchdown as Donovan McNabb shoved a pass to RB Duce Staley, who darted 5 yards for a touchdown. Late in the 3rd quarter, the Cowboys were pinned deep in their own territory, facing a 3rd-n-24 at their own 13-yard line. The center snap by Matt Lehr zipped past Carter, who was in shotgun formation, and through the back of the end zone for a safety. Leading 19-10 at that point, the Eagles scored again following the free kick, as McNabb connected with rookie TE L.J. Smith for his first career TD, a 6 yarder, which stretched the lead to 26-10. After a field goal by David Akers upped their lead to 19, Eagles RB Correll Buckhalter put on the finishing touches as he raced a career-long 64 yards for another touchdown.

**NOTES:** The Eagles held the Cowboys talented trio of wide receivers - Terry Glenn, Joey Galloway, and Antonio Bryant - without a catch ... The Eagles three-headed monster at running back (Staley, Brian Westbrook and Buckhalter) each reached the end zone for the 2nd straight game vs. Dallas ... Buckhalter, meanwhile, registered a career high with 144 total yards from scrimmage ... Akers moved past Steve Van Buren (464) and into 4th place on the Eagles all-time scoring list ... McNabb's 3 TD passes were a season high ... Eagles rookie DT Sam Rayburn posted his first career sack on the drive that resulted in a safety ... That safety was the first by the Eagles since 10/3/99 at NYG.

	1st	2nd	3rd	4th	Pts
Dallas	3	7	0	0	10
Philadelphia	0	10	9	17	36

**DAL** - B.Cundiff, 29 FG  
**Phila** - D.Akers, 22 FG  
**Phila** - B.Westbrook, 16 pass from D.McNabb (Akers)  
**DAL** - J.Robinson, 3 pass from Q.Carter (Cundiff)  
**Phila** - D.Staley, 5 pass from D.McNabb (Akers)  
**Phila** - M.Lehr fumble out of bounds in end zone for safety  
**Phila** - L.Smith, 6 pass from D.McNabb (Akers)  
**Phila** - D.Akers, 21 FG  
**Phila** - C.Buckhalter, 64 run (Akers)

TEAM STATISTICS	DAL	PHILA
First Downs	13	20
Net Yards Gained	225	403
Rushes/Yards	34/150	23/175
Net Yards Passing	75	240
Att/Comp/INT	24/15/2	34/18/0
Sacked/Yards Lost	3/18	2/12
Punts/Average	7/31.6	5/38.8
Fumbles/Lost	1/0	1/0
Penalties/Yards	9/62	3/25
Time of Possession	33:22	26:38
3rd Down Efficiency	2/13	4/12

**RUSHING:** EAGLES - C.Buckhalter 13-115-1TD, B.Westbrook 7-31, D.McNabb 1-21, D.Staley 2-8 ... COWBOYS - T.Hambrick 17-75, E.Bickerstaff 9-41, R.Anderson 6-32, J.Galloway 1-2, Q.Carter 1-0.

**RECEIVING:** EAGLES - B.Westbrook 3-40-1TD, J.Thrash 4-34, F.Mitchell 3-58, D.Staley 3-22-1TD, C.Buckhalter 2-29, C.Lewis 1-28, T.Pinkston 1-23, L.Smith 1-6-1TD ... COWBOYS - R.Anderson 7-40, J.Witten 3-35, T.Hambrick 2-6, Z.Smith 1-8, J.Robinson 1-3-1TD, D.Campbell 1-1.

**PASSING:** EAGLES - D.McNabb 34-18-240-0-3TDs ... COWBOYS - Q.Carter 24-15-93-2-1TD.

**INTS:** EAGLES - S.Brown 1-10, B.Taylor 1-2 ... SAINTS - 0.

**SACKS:** EAGLES - N.Kalu 1.0, S.Rayburn 1.0, D.Walker 1.0 ... COWBOYS - G.Ellis 1.0, D.Stewart 1.0.

**EAGLES TURNOVER RATIO:** +2 (0 fumbles, 2 INT/ 0 fumble, 0 INT)

**Weather:** Partly Cloudy, 30 degrees  
**Wind:** NW 23mph  
**Playing surface:** Grass  
**Time:** 2:59





**GAME**  
**14**

**MONDAY, DECEMBER 15, 2003**  
**PHILADELPHIA 34, MIAMI 27**  
**PRO PLAYER STADIUM • 73,780**



The Eagles lit up the scoreboard early and often at Miami's Pro Player Stadium as they rolled to their 9th straight victory with a 34-27 decision over the Dolphins on Monday Night Football. Donovan McNabb and Todd Pinkston connected on a 59-yard reception on the game's first play from scrimmage to set the tone for a high-octane offensive output that torched the Dolphins with 401 net yards and featured 14 plays of 13-yards-or-more. Two plays after Pinkston's catch, Brian Westbrook scored his first of two touchdowns with a 21-yard scamper to give the Eagles a quick 7-0 lead just 1:11 into the contest. The Dolphins responded with a one-yard TD run by former Eagles QB Jay Fiedler. But Philadelphia struck back to take a 7-point lead as McNabb's 44-yard connection to James Thrash highlighted an 8-play, 80-yard drive that culminated in a one-yard run by the Eagles signal caller. The Dolphins marched right back down the field to tie the game with a 2-yard TD plunge by Travis Minor, but the Eagles reached into their bag of tricks to regain the lead. WR Freddie Mitchell caught a backwards pass from McNabb and heaved a picture-perfect pass of his own across the field to Westbrook for a 25-yard TD. Both teams traded field goals late in the 2nd quarter as the Eagles took a 24-17 lead into the intermission. Miami tied the score on their first possession of the 3rd quarter as RB Ricky Williams' 3-yard TD run capped off an 80-yard drive. The score remained tied at 24 until the first play of the 4th quarter when Eagles RB Correll Buckhalter dove above Miami LB Junior Seau and reached over the goal line outstretching the ball inside the pylon before landing out of bounds. The play was originally ruled down at the one-yard line, but head coach Andy Reid correctly challenged the play and was awarded the touchdown. With 3:24 remaining, the Dolphins took over at their own 20-yard line poised to tie the score, but Eagles SS Michael Lewis intercepted a pass attempt by Fiedler to end Miami's comeback attempt. From there, David Akers connected on a 42-yard field goal to widen the lead to 20 points with 2:00 remaining. The Dolphins managed a field goal to make the score 34-27, but their onside kick attempt went out of bounds and the Eagles celebrated their first win ever in Miami.

**NOTES:** The Eagles played without the services of Pro Bowl LT Tra Thomas, who was sidelined with back spasms, but held the Dolphins to just one sack (0 yards). 2nd-year pro Artis Hicks started in place of Thomas and matched up very well vs. Pro Bowl DE Jason Taylor ... The Eagles first score was the fastest touchdown to start a game by their offense since Ollie Matson scored 35 seconds into an October 18, 1964 contest vs. the Giants at Yankee Stadium ... Akers moved past Harold Carmichael (474) and Sam Baker (475) and into 2nd place on the Eagles all-time scoring list ... McNabb moved past Norm Snead (1,154) and into 3rd place on the team's all-time list for completions.

	1st	2nd	3rd	4th	Pts
Philadelphia	14	10	0	10	34
Miami	7	10	7	3	27

**Phila** - B.Westbrook, 21 run (Akers)  
**Mia** - J.Fiedler, 1 run (Mare)  
**Phila** - D.McNabb, 1 run (Akers)  
**Mia** - T.Minor, 2 run (Mare)  
**Phila** - B.Westbrook, 25 pass from F.Mitchell (Akers)  
**Phila** - D.Akers, 46 FG  
**Mia** - O.Mare, 27 FG  
**Mia** - R.Williams, 3 run (Mare)  
**Phila** - C.Buckhalter, 2 run (Akers)  
**Phila** - D.Akers, 42 FG  
**Mia** - O.Mare, 50 FG

TEAM STATISTICS	PHILA	MIA
First Downs	23	22
Net Yards Gained	401	398
Rushes/Yards	28/140	29/177
Net Yards Passing	261	221
Att/Comp/INT	28/16/1	40/21/2
Sacked/Yards Lost	1/0	2/19
Punts/Average	3/43.0	3/34.0
Fumbles/Lost	1/0	0/0
Penalties/Yards	6/60	7/76
Time of Possession	27:55	32:05
3rd Down Efficiency	3/8	3/14

**RUSHING:** EAGLES - B.Westbrook 8-59-1TD, D.Staley 6-58, D.McNabb 8-14-1TD, C.Buckhalter 6-9-1TD ... DOLPHINS - R.Williams 18-107-1TD, T.Minor 5-24-1TD, M.Turk 1-23, J.Fiedler 4-16-1TD, J.McKnight 1-7.

**RECEIVING:** EAGLES - B.Westbrook 3-45-1TD, L.Smith 3-16, T.Pinkston 2-78, J.Thrash 2-48, C.Lewis 2-31, F.Mitchell 2-30, J.Ritchie 2-13 ... DOLPHINS - R.McMichael 7-95, C.Chambers 5-86, D.Thompson 3-35, J.McKnight 3-16, R.Williams 2-1, O.Gadsden 1-7.

**PASSING:** EAGLES - D.McNabb 27-15-236-1-0TDs (starter), F.Mitchell 1-1-25-0-1TD ... DOLPHINS - J.Fiedler 40-21-240-2-0TDs.

**INTS:** EAGLES - B.Dawkins 1-0, M.Lewis 1-5 ... DOLPHINS - Z.Thomas 1-0.

**SACKS:** EAGLES - N.Kalu 1-0, B.Dawkins 0-5, C.Simon 0-5 ... DOLPHINS - J.Taylor 1-0.

**EAGLES TURNOVER RATIO:** +1 (0 fumble, 2 INTs/0 fumble, 1 INT)

**Weather:** Partly Cloudy, 70 degrees  
**Wind:** NE 8 mph  
**Playing surface:** Grass  
**Time:** 3:25





**GAME**  
**15**

**SUNDAY, DECEMBER 21, 2003**  
**SAN FRANCISCO 31, PHILADELPHIA 28 - OT**  
**LINCOLN FINANCIAL FIELD • 67,866**



The Eagles nine-game win streak came to end as Todd Peterson nailed a 22-yard field goal in overtime, lifting the visiting San Francisco 49ers to a 31-28 win at Lincoln Financial Field. Philadelphia fought back from a 28-21 deficit late in the 4th quarter with a dramatic touchdown drive to send the game into overtime. But Eagles QB Donovan McNabb was intercepted by Tony Parrish on the first play from scrimmage in the extra period leading to the game-winning field goal. Parrish began the day the same way, intercepting a McNabb pass on the game's first play from scrimmage, which led to a 30-yard field goal attempt by Peterson. But holder Bill LaFleur mishandled the snap from center as the 49ers missed a golden scoring opportunity. Later in the first quarter, the 49ers made the most of their next opportunity with a 15-yard scoring pass from Jeff Garcia to RB Kevan Barlow. Trailing 7-0 early in the 2nd quarter, the Eagles used a turnover to manufacture the tying score as DT Corey Simon sacked and forced a fumble by Garcia that was recovered by LB Carlos Emmons at the SF20. Two plays later, RB Duce Staley scored on a 7-yard TD run. On the Eagles next possession, McNabb connected with WR Todd Pinkston on what appeared to be 48-yard TD. But after an official challenge by the Niners, the play was ruled a touchback as the replay showed Parrish knocked the ball out of Pinkston's hands and out of the end zone before he crossed the goal line. The Eagles managed to score on the their next possession, however, as James Thrash drew a pass interference penalty in the end zone to set up Staley's 2nd TD run of the day, a 1-yard run. San Francisco knotted the score with a 33-yard TD catch by Brandon Lloyd late in the 2nd quarter. After a three-and-out by the 49ers on their first possession of the 3rd quarter, Brian Westbrook took the long punt by LaFleur and raced 81 yards for an electrifying touchdown that gave Philadelphia a 21-14 lead. The Niners answered with a 33-yard field goal by Peterson, but Pinkston's 47-yard grab on the Eagles next possession set up a 42-yard field goal attempt by Akers. But he came up short in the windy conditions, and Peterson responded with a 25-yard FG of his own to make the score 21-20 early in the 4th quarter. Akers again misfired on the Eagles next possession as his 47-yard attempt sailed wide left. The 49ers took the lead with a one-yard touchdown run by Barlow and a two-point conversion. But McNabb and the Eagles fought back with a 10-play, 65-yard drive that was capped off by a 19-yard TD catch by Pinkston with just 1:08 remaining.

**NOTES:** Westbrook became the first Eagle ever to record two punt returns for a touchdown in the same season ... Staley rushed for two touchdowns for the third time in his career ... Pinkston logged his first career 100-yard receiving game, finishing with 5 catches for 121 yards and 1 TD ... Simon became the 4th Eagles defensive tackle to record 25.0 sacks, joining Andy Harmon, Ken Clarke, and Jerome Brown ... Eagles FB Jon Ritchie recorded his first rushing attempt, a one-yard gain, since 12/5/99 vs. Seattle ... Emmons left the game with a broken fibula and 49ers Pro Bowl WR Terrell Owens left the game in the first half with a broken collarbone.

	1st	2nd	3rd	4th	OT	Pts
San Francisco	7	7	3	11	3	31
Philadelphia	0	14	7	7	0	28

**SF** - K.Barlow, 15 pass from J.Garcia (Peterson)  
**Phila** - D.Staley, 7 run (Akers)  
**Phila** - D.Staley, 1 run (Akers)  
**SF** - B.Lloyd, 33 pass from J.Garcia (Peterson)  
**Phila** - B.Westbrook, 81 punt return (Akers)  
**SF** - T.Peterson, 33 FG  
**SF** - T.Peterson, 25 FG  
**SF** - K.Barlow, 1 run (B.Lloyd pass from J.Garcia)  
**Phila** - T.Pinkston, 19 pass from D.McNabb (Akers)  
**SF** - T.Peterson, 22 FG

TEAM STATISTICS	SF	PHILA
First Downs	22	18
Net Yards Gained	414	293
Rushes/Yards	43/203	19/88
Net Yards Passing	211	205
Att/Comp/INT	29/15/0	27/17/2
Sacked/Yards Lost	2/14	5/33
Punts/Average	4/33.8	4/41.5
Fumbles/Lost	2/1	1/1
Penalties/Yards	8/70	5/35
Time of Possession	36:19	24:46
3rd Down Efficiency	6/14	3/10

**RUSHING:** EAGLES - D.Staley 11-53-2TDs, B.Westbrook 5-29, D.McNabb 2-5, J.Ritchie 1-1 ... 49ERS - K.Barlow 30-154-1TD, J.Robertson 4-39, J.Garcia 7-14, B.LaFleur 1-0, C.Wilson 1-(-4).

**RECEIVING:** EAGLES - T.Pinkston 5-121-1TD, B.Westbrook 5-39, F.Mitchell 2-23, G.Lewis 1-23, J.Thrash 1-13, C.Lewis 1-12, J.Ritchie 1-6, D.Staley 1-1 ... 49ERS - J.Weaver 3-61, T.Streets 3-46, K.Barlow 3-33-1TD, B.Lloyd 2-33-1TD, F.Beasley 2-11, C.Wilson 1-21, T.Owens 1-20.

**PASSING:** EAGLES - D.McNabb 27-17-238-2-1TD ... 49ERS - J.Garcia 29-15-225-0-2TDs.

**INTS:** EAGLES - 0 ... 49ERS - T.Parrish 2-63.

**SACKS:** EAGLES - N.Kalu 1.0, C.Simon 1.0 ... 49ERS - B.Young 1.5, C.Ahanotu 1.0, J.Endelberger 1.0, J.Peterson 1.0, A.Adams 0.5.

**EAGLES TURNOVER RATIO:** -2 (1 fumble, 0 INTs/1 fumble, 2 INTs)

**Weather:** Clear, 35 degrees

**Wind:** SW 16 mph

**Playing surface:** Grass

**Time:** 3:20





GAME  
**16**

SATURDAY, DECEMBER 27, 2003  
PHILADELPHIA 31, WASHINGTON 7  
FEDEx FIELD • 76,766



The Eagles clinched their third consecutive NFC East title and a first round bye in the playoffs with a dominating 31-7 victory over the Redskins at FedEx Field. Donovan McNabb accounted for all four touchdowns (three passing and one rushing) and completed 71.9 percent of his passes to 10 different receivers for 242 yards. The Eagles scored on their first three possessions of the game to build a 21-0 lead early in the 2nd quarter to cruise to the victory. First, McNabb alertly found an uncovered Chad Lewis, who was split out and hauled in a 3-yard TD. Then, McNabb capped off a season-long 96-yard touchdown drive (14 plays) as he rolled out and ran in from one yard out to make it 14-0 early in the 2nd quarter. After a sack and forced fumble by DT Corey Simon on the ensuing possession, McNabb connected with Freddie Mitchell on an 8-yard TD completion. After a touchdown by the Redskins late in the 2nd quarter, the Eagles responded on their first drive of the 2nd half as McNabb connected with RB Correll Buckhalter on a swing pass that resulted in an 11-yard score. With the score 28-7, the Eagles defense pressured former teammate Tim Hasselbeck and the Redskins offense for the rest of the night. David Akers nailed a 26-yard field goal in the final minutes to seal the victory.

**NOTES:** The Eagles registered a season-high 5 sacks ... RB Duce Staley moved past Wilbert Montgomery (2,447) and into 3rd place on the club's all-time receiving yards list for running backs ... Buckhalter's score was the first receiving TD of his career ... Brian Westbrook left the game in the 2nd quarter with a torn tricep in his left arm ... McNabb tied a career-high with four total TDs ... Eagles P Dirk Johnson pinned all three of his punts inside the 20 yard line.

	1st	2nd	3rd	4th	Pts
Philadelphia	7	14	7	3	31
Washington	0	7	0	0	7

**Phila** - C.Lewis, 3 pass from D.McNabb (Akers)  
**Phila** - D.McNabb, 1 run (Akers)  
**Phila** - F.Mitchell, 8 pass from D.McNabb (Akers)  
**Was** - R.Cartwright, 1 run (Hall)  
**Phila** - C.Buckhalter, 11 pass from D.McNabb (Akers)  
**Phila** - D.Akers, 26 FG

TEAM STATISTICS	PHILA	WAS
First Downs	24	16
Net Yards Gained	332	260
Rushes/Yards	25/83	18/79
Net Yards Passing	249	181
Att/Comp/INT	34/24/0	34/22/1
Sacked/Yards Lost	0/0	5/18
Punts/Average	3/38.0	1/69.0
Fumbles/Lost	0/0	2/1
Penalties/Yards	7/48	9/78
Time of Possession	31:22	28:38
3rd Down Efficiency	6/11	4/9

**RUSHING:** EAGLES - C.Buckhalter 13-54, D.McNabb 3-16-1TD, D.Staley 5-7, B.Westbrook 4-6 ... REDSKINS - R.Cartwright 12-43-1TD, C.Morton 2-19, T.Hasselbeck 3-17, J.Simon 1-0.

**RECEIVING:** EAGLES - D.Staley 5-56, F.Mitchell 4-47-1TD, T.Pinkston 3-74, C.Buckhalter 3-16-1TD, B.Westbrook 2-15, L.Smith 2-12, J.Thrash 2-8, G.Lewis 1-25, C.Lewis 1-3-1TD, D.McNabb 1-(-7) ... REDSKINS - L.Coles 6-87, R.Cartwright 5-53, K.Ware 2-11, C.Russell 2-10, C.Morton 2-9, R.Gardner 2-4, D.McCants 1-14, B.Chamberlain 1-6, J.Simon 1-5.

**PASSING:** EAGLES - D.McNabb 32-23-242-0-3TDs (starter), K.Detmer 2-1-7-0-0TDs ... REDSKINS - T.Hasselbeck 32-21-192-1-0TDs (starter), G.Hamden 2-1-7-0-0TDs.

**INTs:** EAGLES - M.Lewis 1-3 ... REDSKINS - 0.

**SACKS:** EAGLES - S.Rayburn 1.0, I.Reese 1.0, C.Simon 1.0, B.Whiting 1.0, M.Coleman 0.5, D.Walker 0.5 ... REDSKINS - 0.

**EAGLES TURNOVER RATIO:** +2 (1 fumble, 1 INT/0 fumble, 0 INT).

**Weather:** Clear, 46 degrees  
**Wind:** N 12mph  
**Playing surface:** Grass  
**Time:** 2:49





## NFC DIVISIONAL PLAYOFF GAME

**SUNDAY, JANUARY 11, 2004**  
**PHILADELPHIA 20, GREEN BAY 17 - (OT)**  
**LINCOLN FINANCIAL FIELD • 67,707**



It was simply an instant classic. In the first ever playoff game at Lincoln Financial Field, the Eagles roared back from a 14-0 deficit in the first quarter and a 17-14 deficit in the final minutes of regulation to defeat the Packers, 20-17, in overtime. David Akers booted a 37-yard field goal with 0:05 remaining in the 4th quarter to tie the game and then nailed a 31-yard kick in overtime to win the contest. With the Packers holding a 3-point lead late in the 4th quarter and driving, the Eagles stopped Packers QB Brett Favre 1-yard shy on what would have been a critical first down with 2:39 left on the clock. The Eagles took over at their own 20-yard line after a punt and embarked on a dramatic game-tying drive. After a 22-yard carry by Duce Staley got the offense going, Donovan McNabb and the Eagles seemed to stall on their next set of downs, facing a 4th-and-26 situation at their own 26. But McNabb connected with WR Freddie Mitchell for a dramatic 28-yard gain over the middle to give the Eagles another breath of life. They then faced a 3rd-and-7 at the GB29 with a stiff breeze blowing in their face. McNabb calmly found Todd Pinkston for a 10-yard gain with 25 seconds remaining. After two incomplete passes in the end zone, the Eagles settled for the tie and overtime as Akers drilled the field goal. In overtime, the Eagles won the toss, but stalled on their opening possession, giving Favre and the Packers a shot to win. On their first play from scrimmage, Favre tossed a long pass downfield intended for Javon Walker. It ended up in the waiting hands of Eagles FS Brian Dawkins, who raced back to the GB34. Six plays later, Akers ended up back on the field with a chance to win the game and he did not disappoint the frenzied home crowd. That same crowd was very docile in the early going as Favre and the Packers mounted a 14-0 lead in the first quarter on a pair of TD passes to Robert Ferguson. The Eagles managed to get on the board midway through the 2nd quarter as McNabb and Pinkston connected on a 45-yard pass play to the GB7. That play set the stage for a 7-yard shovel pass for a TD to Staley. On their ensuing possession, Green Bay threatened to add to their lead as they set up shop with a first and goal at the Eagles four-yard line. After an incomplete pass, the Eagles twice stopped Packers RB Najeh Davenport short of the goal line to set up a 4th and goal at the PE1. This time, RB Ahman Green was halted for no gain to cap off a dramatic goal line stand. The Eagles finally drew even on the first play of the 4th quarter as McNabb eluded defensive lineman Kabeer Gbaja-Biamila and Cletidus Hunt to free himself in time to fire a strike to Pinkston from 12 yards out. The Packers drove inside the Eagles 5-yard line once again in the 4th quarter, but managed just a field goal by Ryan Longwell to give the Packers their final lead at 17-14.

**NOTES:** McNabb set an NFL playoff record for most rushing yards by a quarterback (11-107) ... Staley and Chad Lewis overtook Keith Byars and Harold Carmichael (29) for most catches in Eagles playoff history ... McNabb became the Eagles all-time leader in career touchdown passes during the postseason ... The Eagles played without Pro Bowl CB Troy Vincent (hip injury).



	1st	2nd	3rd	4th	OT	Pts
Green Bay	14	0	0	3	0	17
Philadelphia	0	7	0	10	3	20

GB - R.Ferguson, 40 pass from B.Favre (Longwell)  
 GB - R.Ferguson, 17 pass from B.Favre (Longwell)  
 Phila - D.Staley, 7 pass from D.McNabb (Akers)  
 Phila - T.Pinkston, 12 pass from D.McNabb (Akers)  
 GB - R.Longwell, 21 FG  
 Phila - D.Akers, 37 FG  
 Phila - D.Akers, 31 FG

TEAM STATISTICS	GB	PHILA
First Downs	16	19
Net Yards Gained	381	363
Rushes/Yards	37/210	25/164
Net Yards Passing	171	199
Att/Comp/INT	28/15/1	39/21/0
Sacked/Yards Lost	1/9	8/49
Punts/Average	7/41.9	7/43.1
Fumbles/Lost	0/0	3/1
Penalties/Yards	6/45	3/25
Time of Possession	32:20	32:28
3rd Down Efficiency	10/19	4/17

**RUSHING:** EAGLES - D.McNabb 11-107, D.Staley 5-45, C.Buckhalter 9-12 ... PACKERS - A.Green 25-156, N.Davenport 9-42, T.Fisher 2-9, B.Favre 1-3.

**RECEIVING:** EAGLES - T.Pinkston 7-95-1TD, C.Lewis 4-37, D.Staley 3-26-1TD, F.Mitchell 2-37, L.Smith 2-31, J.Thrash 1-9, R.Mahe 1-8, C.Buckhalter 1-5 ... PACKERS - R.Ferguson 4-65-2TDs, A.Green 3-16, D.Driver 2-25, T.Fisher 2-13, J.Walker 1-44, W.Walls 1-7, B.Franks 1-6, W.Henderson 1-4.

**PASSING:** EAGLES - D.McNabb 39-21-248-0-2TDs ... PACKERS - B.Favre 28-15-180-1-2TDs.

**INTS:** EAGLES - B.Dawkins 1-35 ... PACKERS - 0.

**SACKS:** EAGLES - I.Reese 1.0 ... PACKERS - A.Kampman 2.0, M.Anderson 1.0, N.Diggs 1.0, B.Jue 1.0, M.McKenzie 1.0, C.Nwokerie 1.0, D.Sharpe 1.0.

**EAGLES TURNOVER RATIO:** EVEN (0 fumbles, 1 INT / 1 fumble, 0 INTs)

**Weather:** Clear, 25 degrees  
**Wind:** SW 13mph  
**Playing surface:** Grass  
**Time:** 3:28





## NFC CHAMPIONSHIP GAME

**SUNDAY, JANUARY 18, 2004**  
**CAROLINA 14, PHILADELPHIA 3**  
**LINCOLN FINANCIAL FIELD • 67,862**



The Carolina Panthers took advantage of four interceptions (three by rookie CB Ricky Manning, Jr.) and an injury to Eagles quarterback Donovan McNabb to earn their first Super Bowl appearance by defeating the Eagles, 14-3. As a result, the Eagles dropped their third consecutive NFC Championship Game. Late in the 2nd quarter, McNabb suffered a rib injury after a questionable hit by LB Greg Favors, who pounced on McNabb after a sack by Mike Rucker. Although he missed one play at the time, McNabb fought through the injury until early in the 4th quarter when he was replaced by Koy Detmer for the remainder of the contest. At the time of McNabb's injury the Eagles trailed 7-0 after a 24-yard touchdown pass from Jake Delhomme to Muhsin Muhammad early in the 2nd quarter. On the drive McNabb was injured, the Eagles eventually got on the scoreboard with a 41-yard field goal by David Akers. Later in that quarter, an injured McNabb threw the first of his three interceptions, thwarting a chance to get some points on the board before halftime. On their first possession of the 2nd half, the Eagles used the run game to march to the Panthers 18-yard line, but an interception by Manning stopped a scoring opportunity. After the Eagles defense forced another punt, Eagles WR James Thrash was thumped by safety Mike Minter after a catch, but the ball was jarred loose and ended up in the hands of Manning, who returned it to the Eagles 37. Five plays later, RB DeShaun Foster made the Eagles pay as he broke three tackles en route to a one-yard TD run, giving the Panthers a commanding 14-3 lead. McNabb played two more series before giving way to Detmer, who led a drive to the Panthers 11-yard line with 5:22 remaining. But Carolina LB Dan Morgan intercepted a pass that all but ended the Eagles comeback hopes.

**NOTES:** With 384 career postseason rushing yards, RB Duane Staley moved past Steve Van Buren (365) and Donovan McNabb (327) to move into 2nd place on the club's all-time list. Staley had 112 total yards from scrimmage.



	1st	2nd	3rd	4th	Pts
Carolina	0	7	7	0	14
Philadelphia	0	3	0	0	3

**CAR** - M. Muhammad, 24 pass from J. Delhomme (Kasay)  
**Phila** - D. Akers, 41 FG  
**CAR** - D. Foster, 1 run (Kasay)

TEAM STATISTICS	CAR	PHILA
First Downs	14	18
Net Yards Gained	256	289
Rushes/Yards	40/155	26/137
Net Yards Passing	101	152
Att/Comp/INT	14/9/0	36/17/4
Sacked/Yards Lost	0/0	5/36
Punts/Average	8/38.3	4/36.8
Fumbles/Lost	1/0	1/0
Penalties/Yards	5/35	4/34
Time of Possession	30:11	29:49
3rd Down Efficiency	4/13	2/13

**RUSHING:** EAGLES - D. Staley 13-79, C. Buckhalter 11-48, D. McNabb 2-10 ... **PANTHERS** - S. Davis 19-76, D. Foster 14-60-1TD, J. Delhomme 4-7, M. Muhammad 1-5, R. Smart 1-5, B. Hoover 1-2.

**RECEIVING:** EAGLES - C. Lewis 4-69, F. Mitchell 4-38, D. Staley 4-33, C. Buckhalter 2-26, L. Smith 1-12, J. Thrash 1-9, J. Ritchie 1-1 ... **PANTHERS** - S. Smith 3-26, M. Muhammad 2-39-1TD, S. Davis 1-21, B. Hoover 1-6, D. Foster 1-6, N. Goings 1-3.

**PASSING:** EAGLES - D. McNabb 22-10-100-3-0TDs (starter), K. Detmer 14-7-88-1-0TDs ... **PANTHERS** - J. Delhomme 14-9-101-0-1TD.

**INTs:** EAGLES - 0 ... **PANTHERS** - R. Manning 3-15, D. Morgan 1-(-2).

**SACKS:** EAGLES - 0 ... **PANTHERS** - B. Buckner 1.5, M. Minter 1.0, M. Rucker 1.0, W. Witherspoon 1.0, S. Burton 0.5.

**EAGLES TURNOVER RATIO:** -4 (0 fumbles, 0 INTs / 0 fumble, 4 INTs)

**Weather:** Mostly Cloudy, 33 degrees  
**Wind:** WNW 19 mph  
**Playing surface:** Grass  
**Time:** 2:58





## REGULAR SEASON INDIVIDUAL RECORDS



### SERVICE

#### Most Seasons

- 14 Chuck Bednarik, (1949-1962)
- 13 Harold Carmichael, (1971-1983)
- 13 Frank (Bucko) Kilroy, (1943-1955)
- 13 Vic Sears, (1941-1953)
- 12 Jerry Sisemore, (1973-1984)
- 12 Bobby Walston, (1951-1962)

#### Most Games Played

- 180 Harold Carmichael (1971-1983)
- 169 Chuck Bednarik (1949-1962)
- 159 Randy Logan (1973-1983)
- 157 Guy Morriss (1973-1983)
- 156 Jerry Sisemore (1973-1984)

#### Most Consecutive Games

- 162 Harold Carmichael (1972-1983)
- 159 Randy Logan (1973-1983)
- 148 Bobby Walston (1951-1962)
- 139 Ken Clarke (1977-1987)
- 135 Herman Edwards (1977-1985)
- 129 Frank LeMaster (1974-1982)
- 127 Jerry Sisemore (1974-1982)



Harold Carmichael

### SCORING

#### Most Points, Career

- 881 Bobby Walston (1951-62)
- 494 David Akers (1999-2003)
- 475 Sam Baker (1964-69)
- 474 Harold Carmichael (1971-83)
- 464 Steve Van Buren (1944-51)
- 412 Tony Franklin (1979-83)
- 402 Tommy McDonald (1957-63)
- 390 Paul McFadden (1984-87)
- 382 Roger Ruzek (1989-93)
- 378 Pete Pihos (1947-55)
- 372 Timmy Brown (1960-67)
- 366 Mike Quick (1982-90)

#### Most Points, Season

- 133 David Akers (2002)
- 121 David Akers (2000)
- 116 Paul McFadden (1984)
- 115 David Akers (2001)
- 115 Gary Anderson (1996)

#### Most Points, Game

- 25 Bobby Walston (10/17/54 at Redskins)
- 24 See most touchdowns, game.

#### Most Touchdowns, Career

- 79 Harold Carmichael (1971-83)
- 77 Steve Van Buren (1944-51)
- 67 Tommy McDonald (1957-63)
- 63 Pete Pihos (1947-55)
- 62 Timmy Brown (1960-67)
- 61 Mike Quick (1982-90)
- 58 Wilbert Montgomery (1977-84)

#### Most Touchdowns, Season

- 18 Steve Van Buren (1945)
- 14 Wilbert Montgomery (1979)
- 14 Steve Van Buren (1947)
- 13 (six times) last by Brian Westbrook (2003)

#### Most Touchdowns, Game

- 4 Irving Fryar (10/20/96 vs. Dolphins)
- 4 Wilbert Montgomery (10/15/78 at Redskins and 10/7/79 vs. Redskins)
- 4 Ben Hawkins (9/28/69 vs. Steelers)
- 4 Tommy McDonald (10/4/59 vs. Giants)

- 4 Clarence Peaks (11/16/58 vs. Chicago Cardinals)
- 4 Joe Carter (11/6/34 vs. Cincinnati Reds)
- 3 Tommy McDonald (5 times); Steve Van Buren and Timmy Brown (3 times); Pete Retzlaff (2 times); Swede Hansen, Joe Carter, Bosh Pritchard, Jack Ferrante, Harold Giancanelli, Pete Pihos, Bobby Walston, Wilbert Montgomery, Mike Quick, Keith Jackson, Calvin Williams, Charlie Garner, Irving Fryar, Duce Staley, Brian Westbrook (once each).

#### Most Points After Touchdown, Career

- 365 Bobby Walston (1951-62)
- 205 Sam Baker (1964-69)
- 172 Tony Franklin (1979-83)
- 158 David Akers (1999-2003)
- 139 Roger Ruzek (1989-93)
- 117 Paul McFadden (1984-87)

#### Most Points After Touchdown, Season

- 50 Cliff Patton (1948)
- 48 Roger Ruzek (1990)
- 48 Tony Franklin (1980)
- 45 Sam Baker (1967)
- 45 Bobby Walston (1953)

#### Most Consecutive Points After Touchdown

- 114 David Akers (2001-03) current
- 84 Cliff Patton (1947-49)

#### Most Field Goals, Career

- 112 David Akers (1999-2003)
- 91 Paul McFadden (1984-87)
- 90 Sam Baker (1964-69)
- 81 Roger Ruzek (1989-93)
- 80 Tony Franklin (1979-83)
- 80 Bobby Walston (1951-62)

#### Most Field Goals, Season

- 30 David Akers (2002)
- 30 Paul McFadden (1984)
- 29 David Akers (2000)
- 28 Roger Ruzek (1991)
- 26 David Akers (2001)

#### Most Field Goals, Game

- 6 Tom Dempsey (11/12/72 at Houston Oilers, 7 att.)
- 5 David Akers (11/18/01 at Cowboys, 5 att.)
- 5 Gary Anderson (12/22/96 vs. Arz. Cardinals, 5 att.)
- 5 Gary Anderson (10/1/95 at Saints, 5 att.)
- 4 (17 times) last by Akers (11/30/03 at Panthers, 4 att.)

#### Longest Field Goals

- 59 Tony Franklin (11/12/79 at Cowboys)
- 57 David Akers (9/14/03 vs. Patriots)
- 54 Tom Dempsey (12/12/71 vs. St. Louis Cardinals)
- 53 David Akers (10/24/99 at Dolphins)
- 53 Roger Ruzek (12/9/90 at Dolphins)
- 52 David Akers (10/5/03 vs. Redskins)
- 52 Paul McFadden (10/13/85 vs. St. Louis Cardinals and 11/4/84 at Lions)
- 52 Tony Franklin (11/27/83 at Redskins)
- 52 Tom Dempsey (12/5/71 at Lions, 11/12/72 at Houston Oilers, and 10/15/72 vs. LA Rams)

#### Most Consecutive Field Goals Made

- 17 David Akers (2001)
- 13 David Akers (2003)
- 13 David Akers (1999-2000) (1 in 1999, 12 in 2000)
- 12 David Akers (2002)
- 12 Gary Anderson (1996)
- 12 Sam Baker (1966-67)



David Akers





## RUSHING

### Most Attempts, Career

- 1,465 Wilbert Montgomery (1977-84)
- 1,320 Steve Van Buren (1944-51)
- 1,200 Duce Staley (1997-2003)
- 975 Ricky Watters (1995-97)
- 871 Tom Sullivan (1972-77)
- 850 Timmy Brown (1960-67)

### Most Attempts, Season

- 353 Ricky Watters (1996)
- 338 Wilbert Montgomery (1979)
- 337 Ricky Watters (1995)
- 325 Duce Staley (1999)
- 286 Wilbert Montgomery (1981)
- 285 Ricky Watters (1997)

### Most Attempts, Game

- 35 Heath Sherman (10/6/91 at Buccaneers and 11/12/90 vs. Redskins)
- 35 Steve Van Buren (11/20/49 vs. NY Bulldogs)
- 34 Earnest Jackson (10/13/85 at St. Louis Cardinals)
- 33 Ricky Watters (12/10/95 vs. Cowboys)
- 33 Steve Van Buren (10/3/49 vs. Lions)
- 32 Tom Sullivan (9/23/73 at Giants)

### Longest Run From Scrimmage

- 91t Herschel Walker (11/27/94 at Falcons)
- 90t Wilbert Montgomery (12/19/82 vs. Oilers)
- 85t Brian Mitchell (10/1/00 vs. Falcons)
- 80 Leroy Harris (11/25/79 at Packers)
- 77t Bosh Pritchard (10/23/49 vs. Redskins)
- 72t Wilbert Montgomery (9/14/80 at Vikings)
- 71t John Brewer (10/4/52 vs. Giants)

### Most Yards Gained, Career

- 6,538 Wilbert Montgomery (1977-84)
- 5,860 Steve Van Buren (1944-51)
- 4,807 Duce Staley (1997-2003)
- 4,482 Randall Cunningham (1985-95)
- 3,794 Ricky Watters (1995-97)
- 3,703 Timmy Brown (1960-67)
- 3,563 Tom Woodeshick (1963-71)
- 3,135 Tom Sullivan (1972-77)

### Most Yards Gained, Season

- 1,512 Wilbert Montgomery (1979)
- 1,411 Ricky Watters (1996)
- 1,402 Wilbert Montgomery (1981)
- 1,273 Duce Staley (1999)
- 1,273 Ricky Watters (1995)
- 1,220 Wilbert Montgomery (1978)
- 1,146 Steve Van Buren (1949)
- 1,110 Ricky Watters (1997)
- 1,070 Herschel Walker (1992)
- 1,065 Duce Staley (1998)
- 1,029 Duce Staley (2002)
- 1,028 Earnest Jackson (1985)
- 1,008 Steve Van Buren (1947)

### Most Yards Gained, Game

- 205 Steve Van Buren (11/27/49 vs. Steelers)
- 201 Duce Staley (9/3/00 at Cowboys)
- 197 Wilbert Montgomery (11/4/79 vs. Browns)
- 190 Swede Hanson (11/6/34 vs. Cincinnati Reds)
- 186 Timmy Brown (11/7/65 at Browns)
- 180 Timmy Brown (11/28/65 at St. Louis Cardinals)
- 174 Steve Van Buren (11/20/49 vs. NY Bulldogs)
- 173 Ricky Watters (10/20/96 vs. Dolphins)
- 171 Steve Van Buren (11/21/48 vs. Redskins)



Steve Van Buren

### Most Touchdowns Rushing, Career

- 69 Steve Van Buren (1944-51)
- 45 Wilbert Montgomery (1977-84)
- 32 Randall Cunningham (1985-95)
- 31 Ricky Watters (1995-97)
- 29 Timmy Brown (1960-67)
- 22 Duce Staley (1997-2003)

### Most Touchdowns Rushing, Season

- 15 Steve Van Buren (1945)
- 13 Ricky Watters (1996)
- 13 Steve Van Buren (1947)
- 11 (three times) last by Ricky Watters (1995)

### Most Touchdowns Rushing, Game

- 3 Charlie Garner (10/8/95 vs. Redskins)
- 3 Wilbert Montgomery (12/19/82 vs. Houston Oilers, 10/7/79 vs. Redskins, and 9/10/78 at Redskins)
- 3 Tom Sullivan (10/13/74 vs. Giants)
- 3 Clarence Peaks (11/16/58 vs. Chicago Cardinals)
- 3 Steve Van Buren (12/9/45 vs. Boston Yanks)
- 3 Swede Hanson (11/6/34 vs. Cincinnati Reds)

### Consecutive Games Rushing Touchdowns

- 8 Steve Van Buren (1947)

## ROOKIE RUSHING RECORDS

### Most Yards Gained, Game, Rookie

- 134 Correll Buckhalter (10/7/01 vs. Arizona Cardinals)
- 129 Steve Van Buren (11/5/44 at Brooklyn Dodgers)
- 127 Keith Byars (12/7/86 vs. St. Louis Cardinals)
- 122 Charlie Garner (10/9/94 vs. Redskins)
- 111 Charlie Garner (10/2/94 at 49ers)
- 103 Wilbert Montgomery (12/18/77 vs. Jets)

### Most Yards Gained, Rookie Season

- 586 Correll Buckhalter (2001)
- 577 Keith Byars (1986)

## PASSING

### Most Passes Attempted, Career

- 3,918 Ron Jaworski (1977-86)
- 3,362 Randall Cunningham (1985-95)
- 2,236 Norman Snead (1964-70)
- 2,117 Donovan McNabb (1999-2003)
- 1,396 Tommy Thompson (1941-42, 45-50)

### Most Passes Attempted, Season

- 569 Donovan McNabb (2000)
- 560 Randall Cunningham (1988)
- 532 Randall Cunningham (1989)
- 493 Donovan McNabb (2001)
- 490 Randall Cunningham (1994)
- 484 Ron Jaworski (1985)

### Most Passes Attempted, Game

- 62 Randall Cunningham (10/2/89 at Bears)
- 60 Davey O'Brien (12/1/40 at Redskins)
- 57 Sonny Jurgensen (9/23/62 vs. Giants)
- 55 Donovan McNabb (11/12/00 at Steelers)
- 55 Roman Gabriel (12/2/73 at 49ers)
- 53 Randall Cunningham (10/23/88 vs. Cowboys)
- 51 Randall Cunningham (11/22/87 vs. StL. Cardinals)

### Most Passes Completed, Career

- 2,088 Ron Jaworski (1977-86)
- 1,874 Randall Cunningham (1985-95)
- 1,207 Donovan McNabb (1999-2003)
- 1,154 Norman Snead (1964-70)
- 723 Tommy Thompson (1941-42, 45-50)



Wilbert Montgomery



Ron Jaworski





## Most Passes Completed, Season

- 330 Donovan McNabb (2000)
- 301 Randall Cunningham (1988)
- 290 Randall Cunningham (1989)
- 285 Donovan McNabb (2001)
- 275 Donovan McNabb (2003)
- 271 Randall Cunningham (1990)
- 270 Roman Gabriel (1973)

## Most Passes Completed, Game

- 34 Randall Cunningham (9/17/89 at Redskins)
- 33 Sonny Jurgensen (9/23/62 vs. Giants)
- 33 Davey O'Brien (12/1/40 at Redskins)
- 32 Donovan McNabb (9/9/01 vs. St. L. Rams)
- 32 Randall Cunningham (10/2/89 at Bears)
- 31 Randall Cunningham (10/10/88 vs. Giants)

## Most Consecutive Completions

- 13 Donovan McNabb (last 12 11/16/03 vs. Giants & first 11 11/23/03 vs. Saints)
- 13 Bobby Hoving (11/16/97 at Ravens)
- 12 Donovan McNabb (11/17/02 vs. Arizona Cardinals)
- 12 Rodney Peete (10/12/97 at Jaguars)

## Most Yards Gained, Career

- 26,963 Ron Jaworski (1977-86)
- 22,877 Randall Cunningham (1985-95)
- 15,672 Norman Sneed (1964-70)
- 13,051 Donovan McNabb (1999-2003)
- 10,255 Tommy Thompson (1941-42, 45-50)
- 9,639 Sonny Jurgensen (1957-63)
- 8,124 Bobby Thomsen (1952-57)

## Most Yards Gained, Season

- 3,808 Randall Cunningham (1988)
- 3,723 Sonny Jurgensen (1961)
- 3,529 Ron Jaworski (1980)
- 3,466 Randall Cunningham (1990)
- 3,450 Ron Jaworski (1985)
- 3,400 Randall Cunningham (1989)
- 3,399 Norman Sneed (1967)
- 3,365 Donovan McNabb (2000)

## Most Yards Gained, Game

- 447 Randall Cunningham (9/17/89 at Redskins)
- 437 Bobby Thomsen (11/8/53 vs. Giants)
- 436 Sonny Jurgensen (10/28/61 at Redskins)
- 419 Sonny Jurgensen (12/16/62 at St. Louis Cardinals)
- 403 Sonny Jurgensen (12/17/61 at Lions)
- 401 Randall Cunningham (10/2/89 at Bears)
- 399 Sonny Jurgensen (10/1/61 vs. St. Louis Cardinals)

## Most Touchdown Passes, Career

- 175 Ron Jaworski (1977-86)
- 150 Randall Cunningham (1985-95)
- 111 Norman Sneed (1964-70)
- 90 Tommy Thompson (1941-42, 45-50)
- 87 Donovan McNabb (1999-2003)
- 86 Sonny Jurgensen (1957-63)

## Most Touchdown Passes, Season

- 32 Sonny Jurgensen (1961)
- 30 Randall Cunningham (1990)
- 29 Norman Sneed (1967)
- 27 Ron Jaworski (1980)
- 25 Donovan McNabb (2001)
- 25 Tommy Thompson (1948)

## Most Touchdown Passes, Game

- 7 Adrian Burk (10/17/54 at Redskins)
- 5 Randall Cunningham (9/17/89 at Redskins)
- 5 Norman Sneed (9/28/69 vs. Steelers)
- 5 Sonny Jurgensen (12/16/62 at St. Louis Cardinals and 11/26/61 vs. Cowboys)
- 5 Adrian Burk (11/28/54 vs. Redskins)



Donovan McNabb

## Longest Pass Play

- 991 Ron Jaworski to Mike Quick (11/10/85 vs. Falcons)
- 951 Randall Cunningham to Fred Barnett (12/2/90 at Bills)
- 93 Randall Cunningham to Herschel Walker (9/4/94 at Giants)
- 921 King Hill to Ben Hawkins (9/22/68 vs. Giants)
- 911 Norm Van Brocklin to Tommy McDonald (10/5/58 vs. Giants)
- 901 Ron Jaworski to Mike Quick (10/28/84 vs. St. Louis Cardinals)
- 871 Norman Sneed to Ben Hawkins (10/22/67 at St. Louis Cardinals)
- 871 Norman Sneed to Timmy Brown (10/4/64 vs. Steelers)

## Most Passes Intercepted, Career

- 151 Ron Jaworski (1977-86)
- 124 Norm Sneed (1964-70)
- 105 Randall Cunningham (1985-95)
- 100 Tommy Thompson (1941-42, 1945-50)
- 80 Bobby Thomsen (1952-57)

## Most Passes Intercepted, Season

- 26 Sonny Jurgensen (1962)
- 24 Norm Sneed (1967)
- 24 Sonny Jurgensen (1961)
- 23 Norm Sneed (1969)
- 23 Adrian Burk (1951)

## Most Passes Intercepted, Game

- 6 Pete Liske (9/26/71 vs. Cowboys)
- 6 Bobby Thomsen (10/21/56 vs. Chicago Cardinals)

## Fewest Passes Int'd., Season (Min. 150 atts.)

- 5 Bobby Brister (1993, 309 atts.)
- 5 Koy Detmer (1998, 181 atts.)
- 5 A.J. Feeley (2002, 154 atts.)
- 6 Donovan McNabb (2002, 361 atts.)
- 6 Ron Jaworski (1986, 245 atts.)
- 6 Ty Detmer (1997, 244 atts.)
- 6 Bobby Hoving (1997, 225 atts.)

## Lowest Interception Percentage, Season (Min. 150 atts.)

- 1.6 Bobby Brister (5-309, 1993)
- 1.7 Donovan McNabb (6-361, 2002)
- 2.3 Donovan McNabb (13-569, 2000)
- 2.3 Donovan McNabb (11-478, 2003)
- 2.4 Donovan McNabb (12-493, 2001)
- 2.4 Ron Jaworski (6-245, 1986)
- 2.5 Ty Detmer (6-244, 1997)

## RECEIVING

### Most Passes Caught, Career

- 589 Harold Carmichael (1971-83)
- 452 Pete Retzlaff (1956-66)
- 373 Pete Pihos (1947-55)
- 371 Keith Byars (1986-92)
- 363 Mike Quick (1982-90)
- 311 Bobby Walston (1951-62)
- 308 Fred Barnett (1990-95)
- 295 Calvin Williams (1990-96)
- 287 Tommy McDonald (1957-63)
- 275 Duce Staley (1997-2003)

### Most Passes Caught, Season

- 88 Irving Fryar (1996)
- 86 Irving Fryar (1997)
- 81 Keith Byars (1990)
- 81 Keith Jackson (1988)
- 78 Fred Barnett (1994)
- 75 Herschel Walker (1993)
- 73 Mike Quick (1985)
- 72 Keith Byars (1988)
- 70 Chris T. Jones (1996)



Tommy McDonald





## Most Passes Caught, Game

- 14 Don Looney (12/1/40 at Redskins)
- 12 Keith Byars (9/30/90 vs. Indianapolis Colts)
- 12 Keith Jackson (11/19/89 vs. Vikings and 9/17/89 at Redskins)
- 12 John Spagnola (10/6/85 at Saints)
- 12 Harold Carmichael (10/14/73 at StL. Cardinals)
- 11 (ten times) last by Duce Staley (9/9/01 vs. StL. Rams)

## Most Yards Gained Receiving, Career

- 8,978 Harold Carmichael (1971-83)
- 7,412 Pete Retzlaff (1956-66)
- 6,464 Mike Quick (1982-90)
- 5,619 Pete Pihos (1947-55)
- 5,499 Tommy McDonald (1957-63)

## Most Yards Gained Receiving, Season

- 1,409 Mike Quick (1983)
- 1,316 Irving Fryar (1997)
- 1,265 Ben Hawkins (1967)
- 1,247 Mike Quick (1985)
- 1,195 Irving Fryar (1996)
- 1,190 Pete Retzlaff (1965)
- 1,146 Tommy McDonald (1962)
- 1,144 Tommy McDonald (1961)
- 1,127 Fred Barnett (1994)
- 1,116 Harold Carmichael (1973)
- 1,116 Harold Jackson (1969)
- 1,083 Fred Barnett (1992)
- 1,072 Harold Carmichael (1978)
- 1,049 Pete Pihos (1953)
- 1,048 Harold Jackson (1972)
- 1,028 Harold Carmichael (1981)

## Most Yards Gained Receiving, Game

- 237 Tommy McDonald (12/10/61 vs. Giants)
- 204 Pete Retzlaff (11/14/65 vs. Redskins)
- 203 Bud Grant (12/7/52 vs. Dallas Texans)
- 199 Timmy Brown (12/16/62 at St. Louis Cardinals)
- 197 Ben Hawkins (10/22/67 at St. Louis Cardinals)
- 194 Harold Jackson (10/11/70 at Giants)
- 193 Fred Barnett (9/13/92 at Phoenix Cardinals)

## 100-Yard Receiving Games, Season

- 6 Irving Fryar (1997)
- 6 Mike Quick (1983)
- 5 (seven times) last by Mike Quick (1984)

## Consecutive 100-Yard Receiving Games, Same Season

- 4 Mike Quick (1983)
- 3 (eight times) last by Irving Fryar (1996)

## Consecutive 100-Yard Receiving Games, Two Seasons

- 5 Harold Jackson (last three games of 1971, first two games of 1972)

## Most Touchdowns Caught, Career

- 79 Harold Carmichael (1971-83)
- 66 Tommy McDonald (1957-63)
- 61 Mike Quick (1982-90)
- 61 Pete Pihos (1947-55)
- 47 Pete Retzlaff (1956-66)
- 46 Bobby Walston (1951-62)

## Most Touchdowns Caught, Season

- 13 Mike Quick (1983)
- 13 Tommy McDonald (1960 and 1961)
- 11 Irving Fryar (1996)
- 11 Cris Carter (1989)
- 11 Mike Quick (1985 and 1987)
- 11 Harold Carmichael (1979)
- 11 Bobby Walston (1954)
- 11 Pete Pihos (1948)

## Most Touchdowns Caught, Game

- 4 Irving Fryar (10/20/96 vs. Dolphins)
- 4 Ben Hawkins (9/28/69 vs. Steelers)
- 4 Joe Carter (11/6/34 vs. Cincinnati Reds)
- 3 (16 times) last by Irving Fryar (10/12/97 at Jaguars)

## ROOKIE RECEIVING RECORDS

### Most Passes Caught, Rookie Season

- 81 Keith Jackson (1988)
- 55 Charlie Young (1973)
- 50 Lee Bougess (1970)
- 41 Victor Bailey (1993)
- 41 Junior Tautalatasi (1986)
- 37 Calvin Williams (1990)
- 36 Fred Barnett (1990)

### Most TD Passes Caught, Rookie Season

- 9 Calvin Williams (1990)
- 8 Fred Barnett (1990)
- 8 Bobby Walston (1951)
- 7 Pete Pihos (1947)
- 6 Charlie Young (1973) and Keith Jackson (1988)

## INTERCEPTIONS

### Most Interceptions, Career

- 34 Eric Allen (1988-94)
- 34 Bill Bradley (1969-76)
- 33 Herman Edwards (1977-85)
- 30 Wes Hopkins (1983-93)
- 29 Don Burroughs (1960-64)
- 28 Troy Vincent (1996-2003)
- 24 Joe Scarpati (1964-69, 1971)
- 23 Roynell Young (1980-88)
- 23 Randy Logan (1973-83)
- 22 Ernie Steele (1944-48)
- 21 Brian Dawkins (1996-2003)
- 21 Nate Ramsey (1963-72)
- 20 Chuck Bednarik (1949-62)
- 20 Tom Brookshier (1953, 1956-61)

### Most Interceptions, Season

- 11 Bill Bradley (1971)
- 9 Bill Bradley (1972)
- 9 Don Burroughs (1960)
- 9 Ed Bawel (1955)
- 8 (seven times) last by Eric Allen (1989)

### Most Interceptions, Season (by a non-DB)

- 7 William Thomas (1995)

### Most Interception Returns for TDs, Career

- 5 Eric Allen (1988-93)
- 3 Joe Scarpati (1964-69, 1971)
- 2 by 10 players (most recently Bobby Taylor)

### Most Interception Returns for TDs, Season

- 4 Eric Allen (1993)
- 2 Seth Joyner (1992)
- 2 Ed Bawel (1955)

### Most Interception Returns for TD, Game

- 2 Eric Allen (12/26/93 vs. Saints)

### Most Interceptions, Game

- 4 Russ Craft (9/24/50 at Chicago Cardinals)
- 3 Joe Scarpati (10/23/66 at Giants)
- 3 Jim Nettles (12/12/65 at Steelers)
- 3 Nate Ramsey (11/28/65 at St. Louis Cardinals)
- 3 Don Burroughs (12/3/61 at Steelers)
- 3 Chuck Weber (9/30/60 at Cowboys)
- 3 Joe Sutton (9/24/50 at Chicago Cardinals)
- 3 Gil Steinke (11/10/46 at Giants)
- 3 Roy Zimmerman (12/10/44 vs. Cleveland Rams)



Brian Dawkins





## Longest Interception Return

- 104† James Willis intercepted a pass 4 yards deep in the end zone and returned it 14 yards before later-allying to Troy Vincent, who ran 90 yards (11/3/96 at Cowboys - QB Troy Aikman)
- 99† Jerry Norton (10/5/57 vs. Giants - QB Charlie Conerly, deflected off goal post)
- 94† Eric Allen (10/3/93 at Jets - QB Boomer Esiason)
- 94† Irv Cross (10/25/64 at Steelers - QB Terry Nofsinger)
- 91 Jack Hinkle (10/9/43 vs. Giants QB Tuffy Leemans)
- 90† Troy Vincent, after a lateral from James Willis, who made the interception (11/3/96 at Cowboys - QB Troy Aikman)
- 89† Frank LeMaster (12/21/75 at Redskins - QB Joe Theismann)
- 87† Lee Roy Caffey (11/10/63 at Giants - QB Glynn Griffing)

## Most Yards Interceptions Returned, Career

- 536 Bill Bradley (34, 1969-76)
- 482 Eric Allen (34, 1988-94)
- 402 Joe Scarpati (24, 1964-69, 71)
- 387 Brian Dawkins (21, 1996-2003)
- 355 Ernie Steele (22, 1944-48)

## Most Yards Intercepts. Returned, Season

- 248 Bill Bradley (11 INTs, 1971)
- 201 Eric Allen (6 INTs, 1993)
- 182 Joe Scarpati (8 INTs, 1966)
- 168 Ed Bawel (9 INTs, 1955)

## PUNTING

### Most Punts, Career

- 393 Adrian Burk (1951-56)
- 349 Tom Hutton (1995-98)
- 345 John Teltschik (1986-89)
- 342 Sean Landeta (1999-2002)

### Most Punts, Season

- 108 John Teltschik (1986)
- 107 Sean Landeta (1999)
- 104 Tom Hutton (1998)
- 98 John Teltschik (1988)

### Most Punts, Game

- 15 John Teltschik (12/6/87 at Giants) (OT)
- 12 Adrian Burk (12/12/54 vs. Giants & 11/2/52 at Packers); Len Barnum (10/4/45 vs. Redskins)

### Best Punting Avg., Career

- 42.9 Joe Muha (179-7,688) (1946-50)

### Best Punting Average, Season

- 47.2 Joe Muha—57 punts (1948)
- 43.7 King Hill—55 punts (1961)
- 43.6 Len Barnum—41 punts (1941)

### Longest Punt

- 91 Randall Cunningham (12/3/89 at Giants)
- 82 Joe Muha (10/10/48 vs. Giants)
- 80 Randall Cunningham (10/16/94 at Cowboys)
- 80 King Hill (11/11/62 vs. Packers)
- 77 Jeff Feagles (9/15/91 at Cowboys)

### Most Punts Downed Inside the 20, Career

- 106 Jeff Feagles (1990-93)
- 95 Max Runager (1979-83, 89)
- 89 Sean Landeta (1999-2002)
- 77 Tom Hutton (1995-98)

### Most Punts Downed Inside the 20, Season

- 31 Jeff Feagles (1993)
- 29 Jeff Feagles (1991)
- 28 John Teltschik (1988)
- 27 Dirk Johnson (2003)
- 26 Sean Landeta (2001); Jeff Feagles (1992)

Note: Inside-the-20 became an official stat in 1976

## PUNT AND KICKOFF RETURNS

### Most Punt Returns, Career

- 148 Wally Henry (1977-82)
- 117 Brian Mitchell (2000-02)
- 117 John Sciarra (1978-83)
- 111 Bill Bradley (1969-76)
- 104 Larry Marshall (1974-77)

### Most Punt Returns, Season

- 54 Wally Henry (1981)
- 53 Rod Harris (1991)
- 46 Brian Mitchell (2002)
- 46 Larry Marshall (1977)
- 43 Evan Cooper (1985)

### Most Punt Returns, Game

- 9 Larry Marshall (9/18/77 vs. Buccaneers)
- 8 Vai Sikahema (12/13/92 at Seahawks)
- 7 Brian Mitchell (9/23/01 at Seahawks)
- 7 Evan Cooper (12/1/85 vs. Vikings)
- 7 Russ Craft (9/16/50 vs. Browns)
- 7 Bosh Pritchard (11/29/42 vs. Packers)

### Punt Return Average, Career (Min. 20 returns)

- 15.3 Brian Westbrook (20 ret.; 2002-03)
- 13.9 Steve Van Buren (34 ret.; 1944-51)
- 11.7 Brian Mitchell (117 ret.; 2000-02)
- 10.7 Bosh Pritchard (91 ret.; 1942, 46-51)
- 10.7 Vai Sikahema (73 ret.; 1992-93)

### Punt Return Average, Season (Min. 10 returns)

- 16.6 Ernie Steele (11 ret.; 1947)
- 15.3 Brian Westbrook (20 ret.; 2003)
- 15.3 Steve Van Buren (15 ret.; 1944)

### Most Punt Return Touchdowns, Career

- 2 Brian Westbrook (2002-03)
- 2 Brian Mitchell (2000-02)
- 2 Steve Van Buren (1944-51)

### Most Punt Return Touchdowns, Season

- 2 Brian Mitchell (2003)

### Most Yards on Punt Returns, Career

- 1,369 Brian Mitchell (2000-02)
- 1,231 Wally Henry (1977-82)
- 1,086 Larry Marshall (1974-77)

### Most Yards on Punt Returns, Season

- 567 Brian Mitchell (2002)
- 503 Vai Sikahema (1992)
- 489 Larry Marshall (1977)
- 467 Brian Mitchell (2001)
- 416 Rod Harris (1991)

### Longest Punt Return

- 87† Vai Sikahema (11/22/92 at Giants)
- 84† Brian Westbrook (10/19/03 at Giants)
- 81† Brian Westbrook (12/21/03 vs. 49ers)
- 81† Tommy McDonald (10/4/59 vs. Giants)
- 76† Brian Mitchell (11/25/02 at 49ers)
- 76† Gregg Garrity (11/30/86 at LA Raiders)
- 72† Brian Mitchell (9/24/00 at Saints)
- 70† Clyde Scott (10/30/49 at Steelers)

### Most Kickoff Returns, Career

- 169 Timmy Brown (1960-67)
- 131 Brian Mitchell (2000-02)
- 101 Al Nelson (1965-73)
- 98 Allen Rossum (1998-99)
- 88 Larry Marshall (1974-77)

### Most Kickoff Returns, Season

- 54 Allen Rossum (1999)
- 53 Derrick Witherspoon (1996)
- 48 Herman Hunter (1985)
- 47 Brian Mitchell (2000)
- 47 Duce Staley (1997)



Wally Henry



Brian Westbrook





## Most Yards on Kickoff Returns, Career

- 4,483 Timmy Brown (1960-67)
- 3,311 Brian Mitchell (2000-02)
- 2,625 Al Nelson (1965-73)
- 2,427 Allen Rossus (1998-99)
- 2,075 Larry Marshall (1974-77)
- 2,030 Steve Van Buren (1944-51)

## Most Yards on Kickoff Returns, Season

- 1,347 Allen Rossus (1999)
- 1,271 Derrick Witherspoon (1996)
- 1,162 Brian Mitchell (2002)
- 1,139 Duce Staley (1997)
- 1,124 Brian Mitchell (2000)

## Kickoff Return Average, Career:

(min. 20 returns)

- 26.7 Steve Van Buren (76 ret.; 1944-51)
- 26.5 Timmy Brown (169 ret.; 1960-67)

## Kickoff Return Average, Season:

(min. 10 returns)

- 29.1 Al Nelson (25 ret.; 1972)
- 28.6 Timmy Brown (33 ret.; 1963)

## Longest Kickoff Returns

- 1051 Timmy Brown (9/17/61 vs. Browns)
- 1031 Russ Craft (10/7/50 vs. Los Angeles Rams)
- 1011 Dave Smukler (11/6/38 vs. Brooklyn Dodgers)
- 1001 Timmy Brown (9/22/63 vs. St. Louis Cardinals)

## Most Kickoff Returns for TD, Career

- 5 Timmy Brown (1960-67)
- 3 Derrick Witherspoon (1995-97)
- 3 Steve Van Buren (1944-51)
- 2 Brian Mitchell (2000-02)
- 1 By 10 players

## Most Kickoff Returns for TD, Season

- 2 Derrick Witherspoon (1996)
- 2 Timmy Brown (1966)

## Most Kickoff Returns for TD, Game

- 2 Timmy Brown (11/6/66, 93 and 90 yards vs. Cowboys)

## NFL RECORDS SET BY EAGLES

### Most Touchdown Passes, Game

- 7 Adrian Burk (10/17/54 at Redskins); tied with Sid Luckman, Bears (1943); Y.A. Tittle, Giants (1962); George Blanda, Oilers (1961); and Joe Kapp, Vikings (1969).

### Longest Touchdown Pass

- 99 Ron Jaworski to Mike Quick, (11/10/85 vs. Falcons) (OT); tied with eight others.

### Longest Interception Return

- 1041 James Willis intercepted a pass 4 yards deep in the end zone and returned it 14 yards before laterally to Troy Vincent, who ran 90 yards for a TD, (11/3/96 at Cowboys - QB Troy Aikman).

### Most Interception Returns for TDs, Season

- 4 Eric Allen, 1993; tied with Jim Kearney, Chiefs (1972) and Ken Houston, Oilers (1971)

### Most Interceptions, Game

- 4 Russ Craft (9/24/50 at Cardinals); tied with 17 others

### Most TDs Returning Kickoffs, Game

- 2 Timmy Brown (11/6/66 vs. Cowboys), 93 and 90 yards; tied with Travis Williams, Packers (1967); Ron Brown, Rams (1985); Tyrone Hughes, Saints (1994); and Chad Morton, Jets (2002).

## QUARTERBACK SACKS

### Most Sacks, Career

- 124.0 Reggie White, DE (1985-92)
- 76.5 Clyde Simmons, DE (1986-93)
- 51.5 Hugh Douglas, DE (1998-2002)
- 50.5 Greg Brown, DE (1982-86)
- 40.0 Andy Harmon, DT (1991-97)
- 37.5 Seth Joyner, LB (1986-93)
- 35.5 William Fuller, DE (1994-96)
- 34.0 Dennis Harrison, DE (1978-84)
- 33.0 William Thomas, LB (1991-99)
- 31.5 Mike Mamula, DE (1995-2000)
- 31.0 Ken Clarke, DT (1982-87)

### Most Sacks, Season

- 21.0 Reggie White (1987)
- 19.0 Clyde Simmons (1992)
- 18.0 Reggie White (1986 and 1988)
- 16.0 Greg Brown (1984)
- 15.5 Clyde Simmons (1989)
- 15.0 Hugh Douglas (2000)
- 15.0 Reggie White (1991)
- 14.0 Reggie White (1990 and 1992)

### Most Sacks, Game

- 4.5 Hugh Douglas (10/18/98 at Chargers)
- 4.5 Clyde Simmons (9/15/91 at Cowboys)
- 4.0 Reggie White (9/25/88 at Vikings, 11/30/86 at LA Raiders, and 11/2/86 at St. Louis Cardinals)
- 4.0 Garry Cobb (10/5/86 at Falcons)
- 4.0 Greg Brown (12/16/84 at Falcons)

### Most Consecutive Games With a Full Sack

- 7 William Fuller (1994)
- 6 Clyde Simmons (1992)
- 6 Reggie White (last 3 games of 1986 and first 3 games of 1987)

### Most Sacks, Season, Rookie

- 9.5 Corey Simon, DT (2000)
- 6.0 Derrick Burgess, DE (2001)
- 5.5 Mike Mamula, DE (1995)

**Note:** Includes only figures since 1982, when sacks first became an official NFL statistic

## MISCELLANEOUS RETURNS

### Longest Return of Fumble for TD

- 961 Joe Lavender (9/23/74 vs. Cowboys)
- 871 Will Wynn (12/1/74 vs. Packers)

### Fumbles Returned for TDs, Career

- 2 Greg Brown (1981-84); Clyde Simmons (1986-90); William Thomas (1991-97); Reggie White (1985-92); Will Wynn (1973-76)

- 1 By 38 players (most recent Carlos Emmons)

### Blocked Punts Returned for TDs

- 1 By seven players, last by Ken Rose (11/22/92 at Giants) (3 yards)

### Longest Return with Missed Field Goal

- 1011 Al Nelson (9/26/71 vs. Dallas Cowboys)
- 1001 Al Nelson (12/11/66 vs. Browns)
- 99 Timmy Brown (9/16/62 vs. St. Louis Cardinals)





## REGULAR SEASON TEAM RECORDS



### SEASON

#### POINTS

##### Most Scored

415	(2002, 16 games)
396	(1990, 16 games)
384	(1980, 16 games)
379	(1988, 16 games)
376	(1948, 12 games)

##### Fewest Scored

51	(1936, 12 games)
60	(1935, 11 games)
77	(1933, 9 games)

##### Most Allowed

409	(1967, 14 games)
393	(1973, 14 games)
381	(1963, 14 games)

##### Fewest Allowed

85	(1934, 11 games)
131	(1944, 10 games)
133	(1945, 10 games)

#### TOUCHDOWNS

##### Most Scored

50	(1948, 12 games)
49	(1953, 12 games)
48	(1990, 16 games)
48	(1980, 16 games)
48	(1965, 14 games)
48	(1949, 12 games)

##### Fewest Scored

6	(1936, 12 games)
---	------------------

##### Most Allowed

52	(1967, 14 games)
47	(1987, 15 games)
47	(1973, 14 games)
47	(1965, 14 games)
47	(1963, 14 games)

##### Fewest Allowed

9	(1934, 11 games)
17	(1950, 12 games)
17	(1949, 12 games)
18	(1945, 10 games)

##### Most by Rushing

30	(1949, 12 games)
28	(1944, 10 games)
27	(1945, 10 games)

##### Most by Passing

34	(1990, 16 games)
34	(1961, 14 games)
33	(1954, 12 games)
30	(1967, 14 games)

#### KICKING

##### Most Field Goals Made

30	(2002, 16 games)
30	(1984, 16 games)
29	(2000, 16 games)
28	(1991, 16 games)
26	(2001, 16 games)
25	(1996, 16 games)
25	(1985, 16 games)

#### Most PATs Made

50	(1948, 12 games)
48	(1980, 16 games)
47	(1949, 12 games)

#### RUSHING

##### Most Attempts

587	(1978, 16 games)
581	(1950, 12 games)
567	(1979, 16 games)

##### Most Yards Gained

2,607	(1949, 12 games)
2,556	(1990, 16 games)
2,509	(1981, 16 games)
2,456	(1978, 16 games)

#### PASSING

##### Most Attempts

606	(1984, 16 games)
587	(1997, 16 games)
581	(1988, 16 games)
575	(2000, 16 games)
567	(1985, 16 games)

##### Most Completions

331	(2000, 16 games)
331	(1984, 16 games)
330	(1997, 16 games)
328	(1996, 16 games)
328	(1993, 16 games)

##### Most Yards Gained

4,042	(1985, 16 games)
4,009	(1997, 16 games)
3,979	(1996, 16 games)
3,824	(1961, 14 games)
3,771	(1980, 16 games)

#### TOTAL YARDS

##### Most Yards Gained

5,766	(1980, 16 games)
5,758	(1981, 16 games)
5,700	(1990, 16 games)
5,627	(1996, 16 games)

#### FIRST DOWNS

##### Most First Downs

332	(1981, 16 games)
326	(1997, 16 games)
326	(1980, 16 games)
325	(1990, 16 games)
321	(1989, 16 games)

##### Most by Rushing

157	(1981, 16 games)
143	(1978, 16 games)
143	(1949, 12 games)
142	(1950, 12 games)

##### Most by Passing

203	(1997, 16 games)
196	(1996, 16 games)
188	(1985, 16 games)
186	(1980, 16 games)
184	(1993, 16 games)

#### Most by Penalty

41	(2003, 16 games)
34	(1988, 16 games)
32	(1998, 16 games)
30	(1989, 16 games)

#### FUMBLES

##### Most Opponents' Fumbles

##### Recovered

27	(1987, 15 games)
26	(1989, 16 games)

#### INTERCEPTIONS

##### Most Thrown

31	(1962, 14 games)
29	(1968, 14 games)
29	(1951, 12 games)

##### Most Intercepted

33	(1944, 10 games)
32	(1988, 16 games)
31	(1960, 12 games)
30	(1989, 16 games)

#### PENALTIES

##### Most Penalties

138	(1994, 16 games)
120	(1990, 16 games)
117	(1996, 16 games)
116	(1987, 15 games)
115	(1988, 16 games)

##### Most Yards Penalized

1,107	(1994, 16 games)
981	(1990, 16 games)
980	(2000, 16 games)
963	(1996, 16 games)
938	(1989, 16 games)

#### QUARTERBACK SACKS

##### Most Sacks Made

62	(1989, 16 games)
60	(1984, 16 games)
57	(1987, 15 games)
56	(2002, 16 games)
56	(1992, 16 games)
55	(1991, 16 games)
53	(1986, 16 games)
53	(1985, 16 games)

##### Most Sacks Allowed

104	(1986, 16 games)
72	(1987, 15 games)
64	(1997, 16 games)
64	(1992, 16 games)
60	(1984, 16 games)
57	(1988, 16 games)
57	(1983, 16 games)

##### Fewest Sacks Allowed

22	(1981, 16 games)
23	(1970, 14 games)
26	(1980, 16 games)
26	(1971, 14 games)

### MISCELLANEOUS

#### Best Season

1949	Won 12, Lost 1, Percentage .923
------	------------------------------------

#### Worst Season

1936	Won 1, Lost 11, Percentage .083
------	------------------------------------

#### Longest Winning Streak

9	(10/19/03 - 12/15/03)
9	(9/30/60 - 12/4/60)

#### Longest Winning Streak at Home

13	(12/12/47 - 12/11/49)
----	-----------------------

#### Longest Losing Streak on Home

8	(9/20/36 - 9/23/37)
---	---------------------

#### Longest Winning Streak on Road

9	(11/12/00 - 12/16/01)
---	-----------------------

#### Longest Losing Streak

13	(10/15/39 - 12/1/40)
----	----------------------

#### Most Consecutive Wins - Start of Season

6	in 1981
---	---------

#### Most Consecutive Wins - End of Season

8	in 1949 (Reg. Season)
---	-----------------------

#### Most Consecutive Losses - Start of Season

11	in 1968
----	---------

#### Most Consecutive Losses - End of Season

11	in 1936
----	---------

#### Total Shutouts by Eagles

35	last vs. NYG, 12/1/96
----	-----------------------

#### Most Shutouts in a Season

4	in 1934 and 1948
---	------------------

#### Most Consecutive Games Scored Points

126	(11/8/42 - 12/8/53)
-----	---------------------

#### Most Consecutive Games Scored Touchdown

88	(11/8/42 - 11/26/50)
----	----------------------

#### Largest Comeback Victory by Eagles

28-24	vs. Chicago Cardinals at Metropolitan Stadium, October 25, 1959 (came back from 24-0 deficit in 3rd qtr.)
-------	---

#### 28-24 vs. Washington Redskins at Griffith Stadium, October 27, 1946 (came back from 24-0 deficit at halftime)

#### Largest Comeback vs. Eagles

28-23	vs. Minnesota Vikings at Veterans Stadium, December 1, 1985 (came back from 23-0 deficit in 4th qtr.)
-------	---





## GAME

### POINTS

#### Most Scored

- 64 vs. Cincinnati Reds, 11/6/34
- 56 at Chicago Cardinals, 10/25/53
- 56 vs. Los Angeles Rams, 10/7/50

#### Most Allowed

- 62 at Giants, 11/26/72
- 56 at Cowboys, 10/9/66
- 56 at Giants, 10/15/33

#### Most, Both Teams

- 87 Eagles 45, Redskins 42, (at Phil.) 9/28/47
- 86 Eagles 44, Bengals 42, (at Phil.) 11/30/97

#### Most, Both Teams — One Quarter

- 47 Eagles 20, Cardinals 27, (at StL), 12/13/64

#### Fewest, Both Teams

- 0 Eagles 0, Brooklyn Dodgers 0, (at Phil.), 10/1/39

#### Most Scored in 1st Half

- 35 vs. Redskins, 10/23/49
- 34 at Buccaneers, 9/4/88 and at Steelers, 12/12/65
- 33 vs. Cowboys, 9/30/01 and vs. Cincinnati Reds, 11/6/34
- 31 vs. Vikings, 11/11/01 and vs. Saints, 11/19/67

#### Most Scored in 1st Quarter

- 27 at Steelers, 12/12/65
- 26 vs. Cincinnati Reds, 11/6/34
- 24 at Falcons, 10/8/67

#### Most Scored in 2nd Quarter

- 28 vs. Saints, 11/19/67
- 26 vs. Cowboys, 9/30/01
- 24 (five times) last vs. Vikings, 11/11/01

#### Most Scored in 3rd Quarter

- 21 (six times) last vs. Redskins, 11/12/90

#### Most Scored in 4th Quarter

- 24 vs. Baltimore Colts, 11/15/53
- 22 vs. Redskins, 9/27/81
- 21 (six times) last vs. Falcons, 10/1/00

#### Most Decisive Victory

- 64 Eagles 64, Cincinnati Reds 0, 11/6/34

#### Most Decisive Loss

- 56 Giants 56, Eagles 0, 10/15/33

### TOUCHDOWNS

#### Most Scored

- 10 vs. Cincinnati Reds, 11/6/34
- 8 at Chicago Cardinals, 10/25/53
- 8 vs. Los Angeles Rams, 10/7/50

#### Most Allowed

- 8 (three times) last at Giants, 11/26/72

#### Most Scored by Rushing

- 5 at Cowboys, 10/22/61
- 5 at Chicago Cardinals, 10/25/53
- 5 vs. Redskins, 10/23/49
- 5 at Redskins, 10/17/48
- 5 vs. Boston Yanks, 12/9/45
- 5 vs. Cincinnati Reds, 11/6/34

#### Most Allowed by Rushing

- 6 Packers, 11/11/62

#### Most by Passing

- 7 at Redskins, 10/17/54

#### Most Allowed by Passing

- 5 (seven times) last vs. 49ers, 9/24/89

### KICKING

#### Most Field Goals Made

- 6 at Houston Oilers, 11/12/72
- 5 (three times) last at Cowboys, 11/18/01

#### Most Field Goals Allowed

- 5 (six times) last vs. Titans, 12/3/00

### RUSHING

#### Most Attempts

- 64 at Redskins, 12/2/51
- 64 at Baltimore Colts, 10/15/50
- 64 vs. Los Angeles Rams, 11/6/49
- 64 at Redskins, 11/28/43

#### Most Attempts Allowed

- 60 Giants, 11/20/83

#### Most Yards Gained

- 376 vs. Redskins, 10/21/48

#### Fewest Yards Gained

- 36 at Bears, 11/19/39
- 23 vs. Lions, 11/17/40

#### Most Yards Allowed

- 370 at Lions, 9/20/35

#### Fewest Yards Allowed

- 33 vs. Brooklyn Dodgers, 10/2/43
- 10 vs. Boston Yanks, 10/22/44
- 14 vs. Redskins, 9/28/47
- 21 at Bills, 9/28/03
- 21 at Houston Oilers, 12/2/91

### PASSING

#### Most Attempts

- 62 at Bears, 10/2/89
- 60 at Redskins, 12/1/40

#### Fewest Attempts

- 3 vs. Steelers, 12/1/46

#### Most Attempts Allowed

- 63 at 49ers, 11/25/02
- 55 vs. Los Angeles Rams, 10/7/50
- 54 at Los Angeles Rams, 9/23/90

#### Fewest Attempts Allowed

- 0 at Browns, 12/3/50
- 1 at NY Bulldogs, 9/22/49
- 1 at Chicago Cardinals, 11/8/36

#### Most Completions

- 34 at Redskins, 9/17/89
- 33 vs. Giants, 9/23/62
- 33 at Redskins, 12/1/40

#### Fewest Completions

- 0 at Boston Redskins, 10/18/36

#### Most Completions Allowed

- 36 at 49ers, 11/25/02
- 34 vs. Patriots, 11/29/87
- 33 at Falcons, 9/22/96
- 33 at 49ers, 1/3/94

#### Fewest Completions Allowed

- 0 at Browns, 12/3/50
- 0 vs. NY Bulldogs, 9/22/49
- 0 vs. Cincinnati Reds, 11/6/34
- 1 (four times) last vs. Steelers, 11/10/40

#### Most Yards Gained (gross)

- 460 vs. Giants, 11/8/53

#### Fewest Yards Gained (gross)

- 0 at Boston Redskins, 10/18/36

#### Most Yards Allowed (gross)

- 447 at Cowboys, 10/9/66

#### Fewest Yards Allowed (gross)

- 0 at Browns, 12/3/50
- 0 at NY Bulldogs, 9/22/49
- 0 at Chicago Cardinals, 11/8/36
- 0 vs. Cincinnati Reds, 11/6/34

### TOTAL YARDS

#### Most Yards Gained

- 582 at Browns, 11/7/65 (352 passing, 230 rushing)
- 575 vs. Redskins, 11/21/48 (199 passing, 376 rushing)
- 574 vs. Baltimore Colts, 11/15/81 (339 passing, 235 rushing)

#### Fewest Yards Gained

- 23 at Lions, 9/20/35
- 33 at Bears, 10/25/42





## Most Yards Allowed

652 at Cowboys, 10/9/66 (440 passing, 212 rushing)

## Fewest Yards Allowed

29 vs. Brooklyn Dodgers, 12/3/44

## FIRST DOWNS

### Most, Total

34 vs. Baltimore Colts, 11/15/81

33 vs. Vikings, 11/11/01

32 at Redskins, 9/17/89 and at Redskins, 12/2/51

### Most Allowed, Total

37 vs. Packers, 11/11/62

### Fewest Allowed, Total

1 at NY Bulldogs, 9/22/49

1 vs. Brooklyn Dodgers, 10/1/39

2 at Browns, 12/3/50

2 vs. Brooklyn Dodgers, 11/11/34

### Most by Rushing

25 at Redskins, 12/2/51

### Most Allowed by Rushing

21 vs. Packers, 11/11/62 and vs. Browns, 12/13/59

### Fewest Allowed by Rushing

0 (6 times) last at Indianapolis Colts, 12/19/93

### Most by Passing

24 at Redskins, 9/17/89

20 (three times) last vs. Bengals, 11/30/97

### Most Allowed by Passing

22 at St. Louis Cardinals, 12/13/64

21 at Dolphins, 12/9/90 and at Patriots, 11/29/87

### Fewest Allowed by Passing

0 (8 times) last at Browns, 12/3/50

### Most by Penalty

8 at Bears, 11/3/02

7 at Steelers (OT), 11/12/00

7 vs. Bears, 11/26/44

5 (six times) last at Dolphins 12/15/03

### Most Allowed by Penalty

6 (three times) last at Redskins, 11/26/00

## PENALTIES

### Most Penalties

19 vs. Houston Oilers, 10/2/88

17 at Seahawks, 12/13/92

16 at Giants, 12/3/89

### Fewest Penalties

0 14 times; last vs. Giants, 12/27/98

### Most Penalties by Opponent

22 Bears (at Phil.), 11/26/44

### Fewest Penalties by Opponent

0 (10 times) last at Bears, 12/24/95

### Most Yards Penalized

191 at Seahawks, 12/13/92

171 vs. Saints, 11/23/03

### Fewest Yards Penalized

0 (14 times) last vs. Giants, 12/27/98

### Most Yards Opponent Penalized

170 vs. Bears, 11/26/44

### Fewest Yards Opponent Penalized

0 (10 times) last at Bears, 12/24/95

### Most Penalties, Both Teams

31 Eagles 19, Houston Oilers 12 (at Phil.), 10/2/88

27 Eagles 15, Chicago Cardinals 12 (at Chi.), 11/30/52

### Fewest Penalties, Both Teams

1 Eagles 1, Brooklyn Dodgers 0 (at Phil.), 10/1/39

1 Eagles 1, Chicago Cardinals 0 (at Chi.), 11/10/35

1 Eagles 1, Brooklyn Dodgers 0 (at Phil.), 11/11/34

### Most Yards Penalized, Both Teams

272 Eagles 171, Saints 101 (at Phil.), 11/23/03

262 Eagles 157, Chicago Cardinals 105 (at Chi.), 11/30/52

### Fewest Yards Penalized, Both Teams

5 Eagles 5, Brooklyn Dodgers 0 (at Phil.), 10/1/39

5 Eagles 5, Chicago Cardinals 0 (at Chi.), 11/10/35

5 Eagles 5, Brooklyn Dodgers 0 (at Phil.), 11/11/34

## FUMBLES

### Most Committed

10 vs. Giants, 10/9/43

### Most Lost

6 at Redskins, 11/6/55

### Most Committed by Opponent

8 Packers (at Phil.), 12/1/74

7 (six times) last by Giants (at NY), 12/28/02

### Most Fumbles Lost by Opponent

6 Giants (at NY), 11/17/68

6 NY Bulldogs (at Phil.), 11/20/49

5 (three times) last by Oilers (at Hou.), 12/2/91

## INTERCEPTIONS

### Most Thrown

7 vs. Cowboys, 9/26/71

6 vs. Chicago Cardinals, 10/21/56

6 vs. Packers, 12/5/43

### Most Intercepted

9 at Steelers, 12/12/65

8 at Chicago Cardinals, 9/24/50

7 at Redskins, 12/21/75

## TOTAL TURNOVERS

### Most Committed

9 at Bears, 10/12/47

### Most Forced by Defense

12 at Steelers, 12/12/65 (9 INTs, 3 fumble rec.)

12 at Chicago Cardinals, 9/24/50 (8 INTs, 4 fumble rec.)

## PUNTS

### Most Punts

15 at Giants, 12/6/87

12 vs. Giants, 12/12/54 at Packers, 11/2/52 vs.

Redskins, 10/4/42

### Fewest Punts

0 (four times) last vs. Baltimore Colts, 11/15/81

## PUNT RETURNS

### Most Punt Returns

10 vs. Buccaneers, 9/18/77

### Most Punt Returns by Opponent

9 at Giants, 12/6/87

9 vs. Giants, 11/20/83

### Most Yards Punt Returns

148 at Boston Yanks, 12/8/46

### Most Yards Punt Ret. Allowed

144 at 49ers, 9/27/59

## KICKOFF RETURNS

### Most Kickoff Returns

9 at Giants, 11/10/46

### Most Kickoff Returns Allowed

9 (four times) last vs. Vikings, 11/11/01

### Most Yards Kickoff Returns

261 vs. Cowboys, 11/6/66

253 at Arizona Cardinals, 11/24/96

235 vs. St. Louis Cardinals, 9/19/65

### Most Yards Kickoff Returns by Opponent

249 at St. Louis Cardinals, 11/21/71

## QUARTERBACK SACKS

### Most Sacks Made

11 at Cowboys, 9/15/91

9 at Falcons, 12/16/84

8 (12 times) last vs. St. Louis Rams, 12/1/02

### Most Sacks Allowed

11 vs. Bears, 10/4/87

11 at Los Angeles Raiders, 11/30/86

11 vs. Lions, 11/16/86

11 at St. Louis Cardinals, 12/18/83





## BEST INDIVIDUAL PERFORMANCES VS. EAGLES



### SCORING

#### Most Touchdowns Scored

- 5 James Stewart, Jaguars (10/12/97 at Jax.) (all rushing)
- 4 Larry Brown, Redskins (12/16/73 at Was.); Ron Johnson, Giants (10/2/72 at Phil.); John David Crow, Cardinals (12/16/62 at StL); Jim Taylor, Packers (11/11/62 at Phil.); Jim Brown, Browns (11/19/61 at Cle.)

#### Most Field Goals

- 5 Al Del Greco, Titans (12/3/00 at Phil.), (5 att.); Richie Cunningham, Cowboys (9/15/97 at Dal.), (5 att.); Raul Allegre, Colts (10/30/83 at Phil.) (6 att.); Mac Percival, Bears (10/20/68 at Phil.) (5 att.); Jim Bakken, Cardinals (12/13/64 at StL) (6 att.)

#### Longest Field Goal

- 56 Morten Andersen, Saints (12/26/93 at Phil.)
- 55 Steve Cox, Redskins (9/7/86 at Was.)
- 54 Olindo Mare, Dolphins (10/24/99 at Mia.)
- 54 Doug Pelfrey, Bengals (12/24/94 at Cin.)
- 54 Chip Lohmiller, Redskins (11/30/94 at Was.)
- 54 Mark Moseley, Redskins (11/13/77 at Phil.)

### RUSHING

#### Most Rushing Attempts

- 43 Butch Woolfolk, Giants (11/20/83 at Phil.)

#### Most Yards Rushing

- 237 Emmitt Smith, Cowboys (10/31/93 at Phil.) 30 att.
- 237 Jim Brown, Browns (11/19/61 at Cle.) 34 att.
- 221 Gerald Riggs, Redskins (9/17/89 at Was.) 29 att.
- 206 Tony Dorsett, Cowboys (12/4/77 at Dal.) 23 att.

#### Most Touchdowns Rushing

- 5 James Stewart, Jaguars (10/12/97 at Jax.)
- 4 Jim Taylor, Packers (11/11/62 at Phil.)
- 4 Jim Brown, Browns (11/19/61 at Cle.)

#### Longest Run From Scrimmage

- 871 John Henry Johnson, Steelers (12/11/60 at Pit.)
- 851 Reggie Brooks, Redskins (9/19/93 at Phil.)
- 841 Herschel Walker, Cowboys (12/14/86 at Dal.)

### PASSING

#### Most Passes Attempted

- 54 Dan Marino, Dolphins (12/9/90 at Mia.) (OT)
- 53 Tom Ramsey, Patriots (11/29/87 at NE) (OT)
- 51 Jeff Garcia, 49ers (11/25/02 at SF)
- 50 Patrick Ramsey, Redskins (10/5/03 at Phil.)
- 50 Neil Lomax, Cardinals (12/10/88 at Pho.)
- 50 Sonny Jurgensen, Redskins (12/3/67 at Was.)

#### Most Passes Completed

- 34 Tom Ramsey, Patriots (11/29/87 at NE) (OT)
- 32 Steve Pelluer, Cowboys (10/23/88 at Phil.)
- 30 Tom Brady, Patriots (9/14/03 at Phil.)
- 30 Neil Lomax, Cardinals (12/7/86 at Phil.) (OT)
- 30 Sonny Jurgensen, Redskins (12/3/67 at Was.)

#### Most Yards Gained Passing

- 428 Joe Montana, 49ers (9/24/89 at Phil.)
- 409 Phil Simms, Giants (9/2/84 at NYG)
- 402 Tom Ramsey, Patriots (11/29/87 at NE) (OT)
- 394 Don Meredith, Cowboys (10/9/66 at Dal.)
- 390 Neil Lomax, Cardinals (12/7/86 at Phil.) (OT)

#### Most Touchdown Passes

- 5 Joe Montana, 49ers (9/24/89 at Phil.); Don Meredith, Cowboys (10/9/66 at Dal.); Sonny Jurgensen, Redskins (10/11/64 at Was.); Sammy Baugh, Redskins (9/28/47 at Phil.); Frank Filchock, Redskins (10/8/44 at Phil.)

#### Longest Pass Play

- 96 Bill Kilmer to Walter Roberts, Saints (11/19/67 at Phil.) (did not score)

- 93t Neil Lomax to Ernie Jones, Cardinals (12/10/88 at Pho.)
- 90t Virgil Carter to Speedy Thomas, Bengals (9/19/71 at Cin.)
- 89t Bubby Brister to Louis Lipps, Steelers (11/13/88 at Pit.)
- 86t Milt Plum to Leon Clarke, Browns (10/23/60 at Cle.)
- 85t Erik Kramer to Curtis Conway, Bears (9/12/94 at Phil.)

#### Most Passes Completed In-A-Row

- 12 Sonny Jurgensen, Redskins (12/3/67 at Was.) (in 2nd qtr.)

### RECEIVING

#### Most Passes Caught

- 13 Terrell Owens, 49ers (11/25/02 at SF)
- 12 Bobby Mitchell, Redskins (10/11/64 at Was.)
- 11 Tony Collins, Patriots (11/29/87 at NE) (OT)

#### Most Yards Gained Receiving

- 213 Tony Hill, Cowboys (11/12/79 at Dal.) 7 rec.
- 212 Hugh Taylor, Redskins (9/28/47 at Phil.) 8 rec.
- 193 Jessie Hester, Raiders (11/30/86 at LA) 4 rec.

#### Most Touchdown Passes Caught

- 3 Johnny Mitchell, Jets (10/3/93 at NYJ); Larry Brown, Redskins (12/16/73 at Was.); Ron Johnson, Giants (10/2/72 at Phil.); Bob Hayes, Cowboys (10/9/66 at Dal.); Del Shofner, Giants (12/10/61 at Phil.); Woodley Lewis, Chicago Cardinals (12/14/57 at Phil.); Hugh Taylor, Redskins (9/28/47 at Phil.); Frank Liebel, Giants (12/2/45 at NYG)

### INTERCEPTIONS

#### Most Passes Intercepted

- 3 Dave Wayner, Saints (10/6/85 at NO); Herb Adderley, Cowboys (9/26/71 at Phil.); Jim Bradshaw, Steelers (10/24/65 at Phil.); Dick Lynch, Giants (9/29/63 at Phil.); Johnny Sample, Steelers (10/8/61 at Phil.); Ray Ramsey, Chicago Cardinals (9/30/51 at Chi.); Ward Cuff, Giants (9/13/41 at Phil.)

#### Longest Return Intercepted Pass

- 100t Mike Gaechter, Cowboys (10/14/62 at Dal.)
- 96t Roosevelt Taylor, Bears (10/20/68 at Phil.)
- 95t Sam Garies, Giants (8/31/97 at NY)
- 94t Darren Woodson, Cowboys (12/4/94 at Phil.)
- 93 Dick Poillon, Redskins (11/21/48 at Phil.)

### MISCELLANEOUS

#### Most Punts

- 14 Sammy Baugh, Redskins (11/5/39 at Was.)

#### Longest Punt

- 85 Sammy Baugh, Redskins (12/1/40 at Was.)
- 80 Parker Hall, Cleveland Rams (12/3/39 at Phil.)

#### Longest Kickoff Return

- 104t Buddy Young, Colts (11/15/53 at Phil.)
- 103t George Hoey, Cardinals (11/21/71 at StL)
- 102t Larry Jones, Redskins (11/24/74 at Was.)
- 101t Wallace Francis, Bills (10/7/73 at Buf.)
- 101t Amos March, Cowboys (10/14/62 at Dal.)

#### Longest Punt Return

- 90t Jacques Green, Redskins (9/16/02 at Was.)
- 88t Andre Coleman, Chargers (9/17/95 at Phil.)
- 86t Johnny Roland, Cardinals (10/2/66 at Phil.)

#### Longest Return With Fumble

- 63t Jim Ridlon, Cowboys (12/6/64 at Phil.)

#### Longest Return With Intercepted Lateral

- 93t Dick Poillon, Redskins (11/21/48 at Phil.)





## YEAR-BY-YEAR LEADERS

### SCORING

Year	Name	TD	PAT	FG	Pts
2003	David Akers	0	42-42	24-29	114
2002	David Akers	0	43-43	30-34	133
2001	David Akers	0	37-38	26-31	115
2000	David Akers	0	34-36	29-33	121
1999	Norm Johnson	0	25-25	18-25	79
1998	Chris Boniol	0	15-17	14-21	57
1997	Chris Boniol	0	33-33	22-31	99
1996	Gary Anderson	0	40-40	25-29	115
1995	Gary Anderson	0	32-33	22-30	98
1994	Eddie Murray	0	33-33	21-25	96
1993	Calvin Williams	10	0-0	0-0	60
1992	Roger Ruzek	0	40-44	16-25	88
1991	Roger Ruzek	0	27-29	28-33	111
1990	Roger Ruzek	0	45-48**	21-29	108
1989	Cris Carter	11	0-0	0-0	66
1988	Luis Zendejas	0	30-31	19-24	87
1987	Paul McFadden	0	36-36	16-26	84
1986	Paul McFadden	0	26-27	20-31	86
1985	Paul McFadden	0	29-29	25-30	104
1984	Paul McFadden	0	26-27	30-37*	116
1983	Mike Quick	13	0-0	0-0	78
1982	Wilbert Montgomery	9	0-0	0-0	54
1981	Tony Franklin	0	41-43	20-31	101
1980	Tony Franklin	0	48-48	16-31	96
1979	Tony Franklin	0	36-39	23-31	105
1978	Wilbert Montgomery	10	0-0	0-0	60
1977	Harold Carmichael	7	0-0	0-0	42
1976	Horst Muhlmann	0	18-19	11-11	51
1975	Horst Muhlmann	0	21-24	20-29	81
1974	Tom Sullivan	12	0-0	0-0	72
1973	Tom Dempsey	0	34-34	24-40	106
1972	Tom Dempsey	0	11-12	20-35	71
1971	Tom Dempsey	0	13-14	12-17	49
1970	Mark Moseley	0	25-28	14-25	67
1969	Sam Baker	0	31-31	16-30	79
1968	Sam Baker	0	17-21	19-30	74
1967	Sam Baker	0	45-45	12-19	81
1966	Sam Baker	0	38-39	18-25	92
1965	Sam Baker	0	38-40	9-23	65
1964	Sam Baker	0	36-37	16-26	84
1963	Tim Brown	11	0-0	0-0	66
1962	Tim Brown	13	0-0	0-0	78
1961	Bobby Walston	2	43-46	14-25	97
1960	Bobby Walston	4	39-40	14-20	105
1959	Tommy McDonald	11	0-0	0-0	66
1958	Bobby Walston	3	31-31	6-14	67
1957	Bobby Walston	1	20-21	9-12	53
1956	Bobby Walston	3	17-18	6-13	53
1955	Dick Bielski	1	23-24	9-23	56
1954	Bobby Walston	11	36-39	4-10	114*
1953	Bobby Walston	5	45-48	4-13	87

1952	Bobby Walston	3	31-31	11-20	82
1951	Bobby Walston	8	28-31	6-11	94
1950	Cliff Patton	0	32-33	8-17	56
1949	Steve Van Buren	12	0-0	0-0	72
1948	Cliff Patton	0	50-50	8-12*	74
1947	Steve Van Buren	14*	0-0	0-0	84
1946	Augie Lio	1	27-27	6-11	51
1945	Steve Van Buren	18*	2-2	0-0	110*
1944	Leroy Zimmerman	3	32-34	4-8	62
1943†	Ernie Steele	6	0-0	0-0	36
	Bob Thurbon	6	0-0	0-0	36
1942	Bob Davis	3	0-0	0-0	18
1941	Jim Castiglia	4	0-0	0-0	24
1940	Don Looney	5	0-0	0-0	30
	Dick Riffle	5	0-0	0-0	30
1939	Franny Murray	2	8-12	2-4	26
1938	Joe Carter	8	0-0	0-0	48
1937	Bill Hewitt	5	0-0	0-0	30
1936	Hank Reese	0	NA	2-2	9
1935	Ed Manske	4	0-0	0-0	24
1934	Swede Hanson	8	2-2	0-0	50
1933	Swede Hanson	4	0-0	0-0	24

### PASSING (YARDS)

Year	Name	Att	Cmp	Pct	Yds	TD	INT
2003	Donovan McNabb	478	275	57.5	3,216	16	11
2002	Donovan McNabb	361	211	58.4	2,289	17	6
2001	Donovan McNabb	493	285	57.8	3,233	25	12
2000	Donovan McNabb	569**	330	58.0	3,365	21	13
1999	Doug Pederson	227	119	52.4	1,276	7	9
1998	Koy Detmer	181	97	53.6	1,011	5	5
1997	Bobby Hoying	225	128	56.9	1,573	11	6
1996	Ty Detmer	401	238	59.4	2,911	15	13
1995	Rodney Peete	375	215	57.3	2,326	8	14
1994	R. Cunningham	490	265	54.1	3,229	16	13
1993	Bubby Brister	309	181	58.6	1,905	14	5
1992	R. Cunningham	384	233	60.7	2,775	19	11
1991	Jim McMahon	311	187	60.1	2,239	12	11
1990	R. Cunningham	465	271	58.3	3,466	30**	13
1989	R. Cunningham	532	290	54.5	3,400	21	15
1988	R. Cunningham	560	301	53.8	3,808	24	16
1987	R. Cunningham	406	223	54.9	2,786	23	12
1986	Ron Jaworski	245	128	52.2	1,405	8	6
1985	Ron Jaworski	484	255	52.7	3,450	17	20
1984	Ron Jaworski	427	234	54.8	2,754	16	14
1983	Ron Jaworski	446	235	52.7	3,315	20	18
1982	Ron Jaworski	286	167	58.4	2,076	12	12
1981	Ron Jaworski	461	250	54.2	3,095	23	20
1980	Ron Jaworski	451	257	57.0	3,529	27	12
1979	Ron Jaworski	374	190	50.8	2,669	18	12
1978	Ron Jaworski	398	206	51.8	2,487	16	16
1977	Ron Jaworski	346	166	48.0	2,183	18	21
1976	Mike Boryla	246	123	50.0	1,247	9	14

\*Led NFL

\*\* Led Conference

NA—Information not available

† The Eagles and Steelers were combined and played under the name Steagles.





1975	Roman Gabriel	292	151	51.7	1,644	13	11	1994	Herschel Walker	113	528	4.7	91 <sup>†</sup>	5
1974	Roman Gabriel	338	193	57.1	1,867	9	12	1993	Herschel Walker	174	746	4.3	35	1
1973	Roman Gabriel	460*	270*	58.7	3,219*	23*	12	1992	Herschel Walker	267	1,070	4.0	38	8
1972	John Reaves	224	108	48.2	1,508	7	12	1991	James Joseph	135	440	3.3	24	3
1971	Pete Liske	269	143	53.2	1,937	11	15	1990	R. Cunningham (QB)	118	942	8.0*	52 <sup>†</sup>	5
1970	Norm Snead	335	181	54.0	2,323	15	20	1989	R. Cunningham (QB)	104	621	6.0	51	4
1969	Norm Snead	379	190	50.1	2,768	19	23	1988	R. Cunningham (QB)	93	624	6.7	33 <sup>†</sup>	6
1968	Norm Snead	291	152	52.2	1,655	11	21	1987	R. Cunningham (QB)	76	505	6.6	45	3
1967	Norm Snead	434	240	55.3	3,399	29	24	1986	Keith Byars	177	577	3.3	32	1
1966	Norm Snead	226	103	45.6	1,275	8	11	1985	Earnest Jackson	282	1,028	3.6	59	5
1965	Norm Snead	288	150	52.1	2,346	15	13	1984	Wilbert Montgomery	201	789	3.9	27	2
1964	Norm Snead	283	138	48.8	1,906	14	12	1983	Hubie Oliver	121	434	3.6	24	1
1963	Sonny Jurgensen	184	99	53.8	1,413	11	13	1982	Wilbert Montgomery	114	515	4.5	90 <sup>†</sup>	7
1962	Sonny Jurgensen	366	196	53.6	3,261*	22	26	1981	Wilbert Montgomery	286	1,402	4.9	41	8
1961	Sonny Jurgensen	416	235*	56.5	3,723*	32*	24	1980	Wilbert Montgomery	193	778	4.0	72 <sup>†</sup>	8
1960	Norm Van Brocklin	284	153	53.9	2,471	24	17	1979	Wilbert Montgomery	338	1,512	4.5	62 <sup>†</sup>	9
1959	Norm Van Brocklin	340	191	56.2	2,617	16	14	1978	Wilbert Montgomery	259	1,220	4.7	47	9
1958	Norm Van Brocklin	374*	198*	52.9	2,409	15	20	1977	Mike Hogan	155	546	3.5	19	0
1957	Bobby Thomason	92	46	50.0	630	4	10	1976	Mike Hogan	123	561	4.6	32	0
1956	Bobby Thomason	164	82	50.0	1,119	4	21	1975	Tom Sullivan	173	632	3.7	28	0
1955	Bobby Thomason	171	88	51.5	1,337	10	7	1974	Tom Sullivan	244	760	3.1	28 <sup>†</sup>	11
	Adrian Burk	228	110	48.2	1,359	9	17	1973	Tom Sullivan	217	968	4.5	37	4
1954	Adrian Burk	231	123	53.2	1,740	23*	20	1972	"Po" James	182	565	3.1	22	0
1953	Bobby Thomason	304	162	53.3	2,462	21*	17	1971	Ron Bull	94	351	3.7	39	0
1952	Bobby Thomason	212	95	44.8	1,334	8	9	1970	Cyril Pinder	166	657	3.9	40 <sup>†</sup>	2
1951	Adrian Burk	218	92	42.2	1,329	14	23	1969	Tom Woodeshick	186	831	4.5	21	4
1950	Tommy Thompson	239	107	44.8	1,608	11	22	1968	Tom Woodeshick	217	947	4.4	54 <sup>†</sup>	3
1949	Tommy Thompson	214	116	54.2	1,727	16	11	1967	Tom Woodeshick	155	670	4.3	41	6
1948	Tommy Thompson	246	141	57.3	1,965	25*	11	1966	Timmy Brown	161	548	3.4	24	3
1947	Tommy Thompson	201	106	52.7	1,680	16	15	1965	Timmy Brown	158	861	5.4*	54 <sup>†</sup>	6
1946	Tommy Thompson	103	57	55.3*	745	6	9	1964	Earl Gros	154	748	4.9	59 <sup>†</sup>	6
1945	Roy Zimmerman	132	67	50.8	991	9	8	1963	Timmy Brown	192	841	4.4	34	6
1944	Roy Zimmerman	105	39	37.1	785	8	10	1962	Timmy Brown	137	545	4.0	61 <sup>†</sup>	5
1943†	Roy Zimmerman	124	43	34.7	846	9	17	1961	Clarence Peaks	135	471	3.5	33	5
1942	Tommy Thompson	203	95	46.8	1,410	8	16	1960	Clarence Peaks	86	465	5.4	57	3
1941	Tommy Thompson	162	86	53.1	974	8	14	1959	Billy Barnes	181	687	3.8	61 <sup>†</sup>	7
1940	Davey O'Brien	277*	124*	44.7	1,290	5	17	1958	Billy Barnes	156	551	3.5	70 <sup>†</sup>	7
1939	Davey O'Brien	201	99	49.7	1,324*	6	17	1957	Billy Barnes	143	529	3.7	41	1
1938	Dave Smukler	102	42	41.1	524	7	8	1956	Ken Keller	112	433	3.9	51	4
1937	Dave Smukler	118	42	35.6	432	6	14	1955	Harold Giancanelli	97	385	4.9	20	2
1936	Dave Smukler	68	21	31.0	345	3	6	1954	Jim Parmer	119	408	3.4	24	0
1935	Ed Storm	44	15	34.1	372	3	NA	1953	Don Johnson	83	439	5.3	66	5
1934	Ed Matesic	60	20	33.3	272	3	5	1952	John Huzvar	105	349	3.3	26	2
1933	Reds Kirkman	73	22	33.1	354	2	13	1951	Frank Ziegler	113	418	3.7	34	2
								1950	Frank Ziegler	172	733	4.3	52	1
									Steve Van Buren	188*	629	3.3	41	4

## RUSHING

Year	Name	Att	Yds	Avg	LG	TD
2003	Brian Westbrook	117	613	5.2	62 <sup>†</sup>	7
2002	Duce Staley	269	1,029	3.8	57	5
2001	Duce Staley	166	604	3.6	44 <sup>†</sup>	2
2000	Donovan McNabb (QB)	86	629	7.3*	54	6
1999	Duce Staley	325	1,273	3.9	29	4
1998	Duce Staley	258	1,065	4.1	64 <sup>†</sup>	5
1997	Ricky Watters	285	1,110	3.9	28	7
1996	Ricky Watters	353*	1,411	4.0	56 <sup>†</sup>	13
1995	Ricky Watters	337	1,273	3.8	57	11
1994	Steve Van Buren	263*	1,146*	4.4	41	11*
1993	Steve Van Buren	201*	945*	4.7	29	10*
1992	Steve Van Buren	217*	1,008*	4.6	45	13*
1991	Steve Van Buren	116	529	4.6	58	5
1990	Steve Van Buren	143*	832*	5.8	69 <sup>†</sup>	15*
1989	Steve Van Buren	80	444	5.5	70 <sup>†</sup>	5
1988	Jack Hinkle	116	571	4.9	56	4
1987	Bob Davis	43	207	4.8	44	2
1986	Jim Castiglia	60	183	3.1	47	4
1985	Dick Riffe	81	238	2.9	NA	4

\*Led NFL

\*\* Led Conference

NA—Information not available

† The Eagles and Steelers were combined and played under the name Steagles.





1939	Dave Smukler	45	218	4.8	NA	0
1938	Dave Smukler	96	313	3.3	NA	1
1937	Emmett Mortell	100	312	3.1	NA	0
1936	Swede Hanson	119	359	3.0	NA	1
1935	Swede Hanson	77	209	2.8	NA	0
1934	Swede Hanson	147*	805	5.5	NA	7
1933	Swede Hanson	133	494	3.7	NA	3

## RECEIVING

Year	Name	Rec	Yds	Avg	LG	TD
2003	James Thrash	49	558	11.4	51	1
2002	Todd Pinkston	60	798	13.3	42†	7
2001	James Thrash	63	833	13.2	64†	8
	Duce Staley (RB)	63	626	9.9	46†	2
2000	Chad Lewis (TE)	69	735	10.7	52	3
1999	Torrance Small	49	655	13.4	84†	4
1998	Duce Staley (RB)	57	432	7.6	33	1
1997	Irving Fryar	86	1,316	15.3	72†	6
1996	Irving Fryar	88	1,195	13.6	42	11**
1995	Calvin Williams	63	768	12.2	37†	2
1994	Fred Barnett	78	1,127	14.4	54	5
1993	Herschel Walker (RB)	75	610	8.1	55	3
1992	Fred Barnett	67	1,083	16.2	71†	6
1991	Fred Barnett	62	948	15.3	75†	4
	Keith Byars (RB)	62	564	9.1	37	3
1990	Keith Byars (RB)	81	819	10.1	54	3
1989	Keith Byars (RB)	68	721	10.6	60	0
1988	Keith Jackson (TE)	81	869	10.7	41	6
1987	Mike Quick	46	790	17.2	61†	11
1986	Mike Quick	60	939	15.7	75†	9
1985	Mike Quick	73	1,247*	17.1	99†	11**
1984	John Spagnola (TE)	65	701	10.8	34	1
1983	Mike Quick	69	1,409*	20.4	83†	13
1982	Harold Carmichael	35	540	15.4	44†	4
1981	Harold Carmichael	61	1,028	16.9	85†	6
1980	Wilbert Montgomery (RB)	50	407	8.1	46	2
1979	Harold Carmichael	52	872	16.8	50	11**
1978	Harold Carmichael	55	1,072	19.5	56†	8
1977	Harold Carmichael	46	665	14.5	50†	7
1976	Harold Carmichael	42	503	12.0	24	5
1975	Charle Young (TE)	49	659	13.4	47	3
	Harold Carmichael	49	639	13.0	62†	7
1974	Charle Young (TE)	63*	696	11.0	29	3
1973	Harold Carmichael	67*	1,116*	16.6	73	9
1972	Harold Jackson	62*	1,048*	16.9	77†	4
1971	Harold Jackson	47	716	15.2	69†	3
1970	Lee Bougess (RB)	50	401	8.0	34	2
1969	Harold Jackson	65	1,116*	17.2	65†	9
1968	Ben Hawkins	42	707	16.8	92†	5
1967	Ben Hawkins	59	1,265*	21.4	87†	10
1966	Pete Retzlaff	40	653	16.3	40	6
1965	Pete Retzlaff	66	1,190	18.0	78	10
1964	Pete Retzlaff	51	855	16.8	44	8
1963	Pete Retzlaff	57	895	15.7	46	4
1962	Tommy McDonald	58	1,146	19.8	60†	10
1961	Tommy McDonald	64	1,144*	17.6	66	13*

1960	Pete Retzlaff	46	826	18.0	57	5
	Tommy McDonald	39	801	20.5	64	13
1959	Tommy McDonald	47	846	18.0	71	10
1958	Pete Retzlaff	56*	766	13.7	49	2
1957	Billy Barnes (RB)	19	212	11.2	67†	1
1956	Bobby Walston	39	590	15.1	51	3
1955	Pete Pihos	62*	864*	13.9	40	7
1954	Pete Pihos	60*	872	14.5	34	10
1953	Pete Pihos	63*	1,049*	16.7	59	10*
1952	Bud Grant	56	997	17.8	84†	7
1951	Pete Pihos	35	536	15.3	38	5
1950	Pete Pihos	38	447	11.8	43	6
	Jack Ferrante	35	588	17.3	75	3
1949	Jack Ferrante	34	508	14.9	64	5
	Pete Pihos	34	484	14.2	49	4
1948	Pete Pihos	46	766	16.7	48	11
1947	Pete Pihos	23	382	16.6	66	7
1946	Jack Ferrante	28	451	16.1	48	4
1945	Jack Ferrante	21	474	22.5	74	7
1944	Larry Cabrelli	13	152	11.6	30	1
1943†	Tony Bova	17	419	24.6*	51	5
1942	Fred Meyer	16	323	20.1	60	1
1941	Dick Humbert	29	332	11.4	33	3
1940	Don Looney	58*	707*	12.2	NA	4
1939	Herschel Ramsey	31	359	11.6	NA	1
1938	Joe Carter	27	386	14.3	NA	7
1937	Bill Hewitt	16	197	12.3	NA	5
1936	Ed Manske	17	325	19.1	NA	0
1935	Joe Carter	11	260	23.6*	NA	2
1934	Joe Carter	16*	238	15.0	NA	4
1933	Swede Hanson (RB)	9	140	15.5	NA	1

## SACKS

Year	Name (Position)	Sacks
2003	Corey Simon (DT)	7.5
2002	Hugh Douglas (DE)	12.5
2001	Hugh Douglas (DE)	9.5
2000	Hugh Douglas (DE)	15.0
1999	Mike Mamula (DE)	8.5
1998	Hugh Douglas (DE)	12.5
1997	Rhett Hall (DT)	8.0
1996	William Fuller (DE)	13.0
1995	William Fuller (DE)	** 13.0
1994	William Fuller (DE)	9.5
1993	Andy Harmon (DT)	11.5
1992	Clyde Simmons (DE)	* 19.0
1991	Reggie White (DE)	15.0
1990	Reggie White (DE)	14.0
1989	Clyde Simmons (DE)	15.5
1988	Reggie White (DE)	* 18.0
1987	Reggie White (DE)	* 21.0
1986	Reggie White (DE)	18.0
1985	Greg Brown (DE) and Reggie White (DE)	13.0
1984	Greg Brown (DE)	14.0
1983	Dennis Harrison (DE)	11.5
1982	Dennis Harrison (DE)	10.5

\*Led NFL

\*\* Led Conference

NA—Information not available

† The Eagles and Steelers were combined and played under the name Steagles.





## SUPERLATIVE PERFORMANCES



### 300-YARD PASSING GAMES

Date	Player/Opponent/Result	At-Cp-Yd-Td-I
11/16/03	Donovan McNabb vs. Giants (W)	30-24-314-2-0
11/2/03	Donovan McNabb at Falcons (W)	33-21-312-1-0
9/9/01	Donovan McNabb vs. Rams (L)	48-32-312-2-1
12/10/00	Donovan McNabb at Browns (W)	36-23-390-4-0
10/1/00	Donovan McNabb vs. Falcons (W)	44-30-311-2-1
11/30/97	Bobby Hoyer vs. Bengals (W)	42-26-313-4-1
11/24/96	Ty Detmer at Cardinals (L)	38-21-322-0-1
11/10/96	Ty Detmer vs. Bills (L)	44-26-315-2-1
10/27/96	Ty Detmer vs. Panthers (W)	38-23-342-1-1
12/24/94	Bobby Brister at Bengals (L)	37-26-325-1-0
12/4/94	R. Cunningham vs. Cowboys (L)	46-29-327-2-1
10/24/94	R. Cunningham vs. Oilers (W)	24-13-310-2-1
9/12/94	R. Cunningham vs. Bears (W)	36-24-311-3-0
9/4/94	R. Cunningham at Giants (L)	39-20-344-2-0
1/3/94	Bobby Brister at 49ers (W) OT	43-26-350-3-1
9/19/93	R. Cunningham vs. Redskins (W)	39-25-360-3-2
12/13/92	R. Cunningham at Seahawks (W) OT	44-27-365-0-1
11/10/91	Jim McMahon at Browns (W)	43-26-341-3-1
12/18/89	R. Cunningham at Saints (L)	39-19-306-2-2
10/2/89	R. Cunningham at Bears (L)	62-32-401-1-4
9/17/89	R. Cunningham at Redskins (W)	46-34-447-5-1
12/31/88	R. Cunningham at Bears (L)	54-27-407-0-3
11/6/88	R. Cunningham vs. Rams (W)	39-22-323-3-0
10/10/88	R. Cunningham vs. Giants (W)	41-31-369-3-0
11/29/87	R. Cunningham at Patriots (W) OT	31-18-314-2-1
10/11/87	Scott Tinsley at Cowboys (L)	34-24-338-3-0
12/15/85	Ron Jaworski at Chargers (L)	48-29-334-1-3
12/1/85	Ron Jaworski vs. Vikings (L)	42-23-320-2-1
11/3/85	Ron Jaworski at 49ers (L)	48-24-394-1-3
10/20/85	Ron Jaworski vs. Cowboys (W)	35-22-380-1-0
12/16/84	Joe Pisarcik at Falcons (L)	46-24-334-0-1
10/28/84	Ron Jaworski vs. Cardinals (L)	38-22-340-2-3
11/27/83	Ron Jaworski at Redskins (L)	36-19-333-3-1
9/11/83	Ron Jaworski vs. Redskins (L)	37-24-326-1-2
9/19/82	Ron Jaworski at Browns (W)	41-25-334-2-1
9/12/82	Ron Jaworski vs. Redskins (L)	38-27-371-2-0
10/18/81	Ron Jaworski at Vikings (L)	45-30-345-2-2
12/21/80	Ron Jaworski at Cowboys (L)	30-18-331-1-0
11/9/80	Ron Jaworski at Saints (W)	32-21-323-3-1
12/16/73	Roman Gabriel at Redskins (L)	39-22-302-1-1
12/2/73	Roman Gabriel at 49ers (L)	55-28-322-2-1
10/14/73	Roman Gabriel at Cardinals (W)	45-29-379-3-0
9/19/71	Pete Liske at Bengals (L)	40-20-301-2-3
9/28/69	Norm Snead vs. Steelers (W)	30-22-335-5-1
11/19/67	Norm Snead vs. Saints (W)	27-19-309-4-2
10/22/67	Norm Snead at Cardinals (L)	32-16-321-2-2
9/17/67	Norm Snead vs. Redskins (W)	27-18-301-2-0
12/5/65	Norm Snead vs. Cowboys (L)	43-20-320-0-0
11/14/65	Norm Snead vs. Redskins (W)	28-21-311-0-1
11/7/65	Norm Snead at Browns (L)	36-18-362-3-2
10/17/65	King Hill at Giants (L)	41-23-321-3-4
12/13/64	Norm Snead at Cardinals (L)	31-15-301-3-2
10/13/63	Sonny Jurgensen at Redskins (W)	29-17-315-4-2
9/15/63	Sonny Jurgensen vs. Steelers (T)	26-16-322-3-2
12/16/62	Sonny Jurgensen at Cardinals (L)	34-15-419-5-3
11/25/62	Sonny Jurgensen vs. Cowboys (W)	21-13-342-1-2
9/23/62	Sonny Jurgensen vs. Giants (L)	57-33-396-1-3
12/17/61	Sonny Jurgensen at Lions (W)	42-27-403-3-2
12/10/61	Sonny Jurgensen vs. Giants (L)	31-16-367-3-2
11/26/61	Sonny Jurgensen vs. Cowboys (W)	23-16-351-5-2
10/29/61	Sonny Jurgensen at Redskins (W)	41-27-436-3-2
10/1/61	Sonny Jurgensen vs. Cardinals (L)	36-24-399-3-2
11/16/58	Norm Van Brocklin vs. Cardinals (W)	29-19-318-2-1

10/1/55	Bobby Thomason vs. Redskins (L)	37-25-349-4-0
11/28/54	Adrian Burk vs. Redskins (W)	28-17-345-5-1
12/13/53	Bobby Thomason vs. Browns (W)	35-23-331-3-0
11/15/53	Bobby Thomason vs. Colts (W)	37-18-329-3-5
11/8/53	Bobby Thomason vs. Giants (W)	44-22-437-4-1
12/1/40	Davey O'Brien at Redskins (L)	60-33-316-1-0

Green - denotes playoff game

### MOST 400-YARD PASSING GAMES

Randall Cunningham	.....3
Sonny Jurgensen	.....3
Bobby Thomason	.....1

### MOST 300-YARD PASSING GAMES

Randall Cunningham	.....13
Ron Jaworski	.....12
Sonny Jurgensen	.....10
Norm Snead	.....8
Donovan McNabb	.....5
Bobby Thomason	.....4
Ty Detmer and Roman Gabriel	.....3
Bobby Brister	.....2

Adrian Burk, King Hill, Bobby Hoyer, Pete Liske, Jim McMahon, Davey O'Brien, Joe Pisarcik, Scott Tinsley, Norm Van Brocklin ..1

Note: includes playoff games

Note: includes games over 400 yards

### 100-YARD RUSHING GAMES

Date	Player/Opponent/Result	Att-Yds-LG-TD
11/11/04	Donovan McNabb vs. Packers (W)	11-107-41-0
12/7/03	Correll Buckhalter vs. Cowboys (W)	13-115-64-1
10/26/03	Correll Buckhalter vs. Jets (W)	15-100-21-2
12/8/02	Duce Staley at Seahawks (W)	21-100-21-1
11/17/02	Duce Staley vs. Cardinals (W)	31-135-13-0
10/28/02	Duce Staley vs. Giants (W)	24-126-23-0
10/28/02	Donovan McNabb vs. Giants (W)	8-107-40-1
10/20/02	Duce Staley vs. Buccaneers (W)	24-152-57-0
10/6/02	Donovan McNabb at Jaguars (L)	12-100-26-1
11/18/01	Duce Staley at Cowboys (W)	26-102-18-0
11/11/01	Duce Staley vs. Vikings (W)	17-146-44-1
10/7/01	Correll Buckhalter vs. Cardinals (L)	21-134-37-0
11/26/00	Donovan McNabb at Redskins (W)	11-125-54-1
10/1/00	Brian Mitchell vs. Falcons (W)	2-105-85-1
9/3/00	Duce Staley at Cowboys (W)	26-201-60-1
11/14/99	Duce Staley vs. Redskins (W)	28-122-20-1
11/7/99	Duce Staley at Panthers (L)	17-140-29-1
10/17/99	Duce Staley at Bears (W)	23-101-26-0
10/10/99	Duce Staley vs. Cowboys (W)	22-110-19-0
9/12/99	Duce Staley vs. Cardinals (L)	21-111-24-1
12/13/98	Duce Staley vs. Cardinals (L) OT	30-141-30-1
11/8/98	Charlie Garner vs. Lions (W)	16-129-40-1
12/21/97	Charlie Garner at Redskins (L)	18-115-26-2
10/5/97	Ricky Watters vs. Redskins (W)	31-104-13-2
9/15/97	Ricky Watters at Cowboys (L)	20-106-20-0
12/1/96	Ricky Watters vs. Giants (W)	29-104-11-0
11/3/96	Ricky Watters at Cowboys (W)	24-116-17-1
10/20/96	Ricky Watters vs. Dolphins (W)	25-173-49-1
10/13/96	Ricky Watters at Giants (W)	27-110-11-0
9/22/96	Ricky Watters at Falcons (W)	26-121-56-2





9/15/96	Ricky Watters vs. Lions (W)	27-153-52-1	10/8/67	Tom Woodeshick at Falcons (W)	20-129-41-1
12/10/95	Ricky Watters vs. Cowboys (W)	33-112-15-1	12/18/66	Tom Woodeshick at Redskins (W)	27-105-21-2
11/26/95	Ricky Watters at Redskins (W)	25-124-25-2	12/4/66	Jack Concannon vs. Steelers (W)	15-129-29-1
10/15/95	Ricky Watters at Giants (W)	30-122-14-1	10/23/66	Timmy Brown at Giants (W)	21-100-24-0
10/8/95	Ricky Watters vs. Redskins (W) OT	25-139-24-0	9/18/66	Izzy Lang vs. Falcons (W)	16-114-39-1
10/8/95	Charlie Garner vs. Redskins (W) OT	9-120-551-3	11/28/65	Timmy Brown at Cardinals (W)	18-180-43-1
10/9/94	Charlie Garner vs. Redskins (W)	28-122-12-0	11/7/65	Timmy Brown at Browns (L)	16-186-54-1
10/2/94	Charlie Garner at 49ers (W)	16-111-281-2	11/22/64	Earl Gros vs. Cardinals (L)	21-103-22-0
1/3/93	Heath Sherman at Saints (W)	20-115-16-1	11/5/64	Earl Gros at Cowboys (W)	16-118-47-0
12/27/92	Herschel Walker vs. Giants (W)	16-104-38-0	10/18/64	Ollie Matson at Giants (W)	19-100-54-2
12/13/92	Herschel Walker at Seahawks (W) OT	23-111-18-1	10/11/64	Timmy Brown at Redskins (L)	14-101-36-2
12/6/92	Randall Cunningham vs. Vikings (W)	12-121-30-2	10/4/64	Timmy Brown vs. Steelers (W)	16-116-33-0
11/22/92	Heath Sherman at Giants (W)	17-109-301-1	10/4/64	Earl Gros vs. Steelers (W)	19-129-47-0
10/25/92	Herschel Walker vs. Cardinals (W)	20-112-36-0	11/25/62	Timmy Brown vs. Cowboys (W)	17-107-22-2
9/13/92	Herschel Walker at Cardinals (W)	28-115-20-0	10/23/60	Clarence Peaks at Browns (W)	13-102-57-0
9/6/92	Herschel Walker vs. Saints (W)	26-112-32-0	10/25/59	Bill Barnes vs. Cardinals (W)	23-111-22-2
11/12/90	Heath Sherman vs. Redskins (W)	35-124-22-0	11/1/59	Bill Barnes vs. Redskins (W)	13-163-61-1
11/4/90	Randall Cunningham vs. Patriots (W)	8-124-521-1	11/29/53	Don Johnson at Giants (L)	13-121-63-1
11/4/90	Heath Sherman vs. Patriots (W)	24-113-17-0	11/15/53	Don Johnson vs. Colts (W)	11-100-66-2
9/23/90	Anthony Toney at Rams (W)	24-103-20-0	12/2/51	Frank Ziegler at Redskins (W)	20-136-28-0
12/27/87	Keith Byars vs. Bills (W)	23-102-22-0	11/19/50	Frank Ziegler vs. Cardinals (L)	18-113-52-0
11/29/87	Anthony Toney at Patriots (W) OT	24-123-36-1	11/12/50	Steve Van Buren at Redskins (W)	23-108-23-1
12/7/86	Keith Byars vs. Cardinals (T) OT	24-127-32-0	10/15/50	Toy Ledbetter at Colts (W)	27-107-14-1
11/16/86	Randall Cunningham vs. Lions (L)	14-110-20-0	10/7/50	Frank Ziegler vs. Rams (W)	17-106-38-1
12/22/85	Earnest Jackson at Vikings (W)	25-106-59-2	12/18/49	Steve Van Buren at Rams (W)	31-196-49-0
11/17/85	Earnest Jackson at Cardinals (W)	34-162-511-1	11/27/49	Steve Van Buren vs. Steelers (W)	27-205-41-0
10/13/85	Earnest Jackson vs. Cardinals (W)	27-103-13-0	11/20/49	Steve Van Buren vs. NY Bulldogs (W)	35-174-38-2
12/9/84	W. Montgomery vs. Patriots (W)	19-100-14-1	10/30/49	Steve Van Buren at Steelers (W)	17-103-31-2
12/19/82	W. Montgomery vs. Oilers (W)	17-147-901-3	10/23/49	Bosh Pritchard vs. Redskins (W)	11-128-77-1
12/20/81	W. Montgomery vs. Cardinals (W)	13-108-41-1	10/3/49	Steve Van Buren at Lions (W)	33-135-12-2
12/6/81	W. Montgomery at Redskins (L)	27-116-13-0	11/21/48	Steve Van Buren vs. Redskins (W)	29-171-21-1
11/22/81	W. Montgomery vs. Giants (L)	25-102-24-0	11/14/48	Steve Van Buren vs. Boston Yanks (W)	16-137-28-0
11/15/81	W. Montgomery vs. Colts (W)	22-115-13-2	11/7/48	Steve Van Buren at Giants (W)	25-143-20-2
11/8/81	W. Montgomery at Cardinals (W)	20-118-23-0	10/31/48	Steve Van Buren at Steelers (W)	22-109-21-1
10/25/81	W. Montgomery vs. Buccaneers (W)	22-119-12-1	11/2/47	Steve Van Buren at Redskins (W)	17-138-37-2
9/17/81	W. Montgomery at Bills (W)	27-125-15-0	10/19/47	Steve Van Buren at Steelers (L)	21-133-45-0
9/13/81	W. Montgomery vs. Patriots (W)	18-137-41-0	10/5/47	Steve Van Buren vs. Giants (W)	16-105-28-0
11/1/81	W. Montgomery vs. Cowboys (W)	26-194-55-1	11/24/46	Steve Van Buren vs. Redskins (L)	25-130-58-0
9/14/80	W. Montgomery at Vikings (W)	20-169-721-2	12/9/45	Steve Van Buren vs. Boston Yanks (W)	22-100-29-3
12/2/79	W. Montgomery vs. Lions (W)	22-108-20-1	12/2/45	Steve Van Buren at Giants (L)	19-100-32-2
11/25/79	Leroy Harris vs. Packers (W)	9-137-80-0	11/18/45	Steve Van Buren vs. Steelers (W)	19-107-24-2
11/18/79	W. Montgomery vs. Cardinals (W)	26-118-52-0	11/11/45	Steve Van Buren vs. Giants (W)	19-129-28-2
11/12/79	W. Montgomery at Cowboys (W)	25-127-371-1	11/5/44	Steve Van Buren at Dodgers (W)	12-129-70-2
11/4/79	W. Montgomery vs. Browns (L)	30-197-621-1			
10/14/79	W. Montgomery at Cardinals (W)	25-117-13-1			
10/7/79	W. Montgomery vs. Redskins (W)	22-127-24-3			
9/23/79	W. Montgomery at Giants (W)	29-126-12-1			
12/17/78	W. Montgomery vs. Giants (W)	25-130-47-2			
12/17/78	Mike Hogan vs. Giants (W)	22-100-18-0			
12/3/78	W. Montgomery at Vikings (L)	24-115-36-1			
10/15/78	W. Montgomery vs. Redskins (W)	25-125-24-1			
10/1/78	W. Montgomery at Colts (W)	25-144-14-1			
9/24/78	W. Montgomery vs. Dolphins (W)	25-111-12-0			
9/17/78	W. Montgomery at Saints (W)	18-104-19-0			
12/18/77	W. Montgomery vs. Jets (W)	22-103-27-2			
10/9/77	Herb Lusk at Giants (W)	17-117-70-2			
12/12/76	Tom Sullivan vs. Seahawks (W)	23-121-26-2			
12/12/76	Mike Hogan vs. Seahawks (W)	19-104-18-0			
9/27/76	Mike Hogan vs. Redskins (L) OT	22-100-32-0			
11/25/73	Tom Sullivan vs. Giants (W)	32-156-27-1			
10/7/73	Tom Sullivan at Bills (L)	26-155-30-0			
10/7/73	Norm Bulaich at Bills (L)	13-104-20-0			
9/23/73	Tom Sullivan at Giants (T)	18-100-14-1			
12/21/69	Cyril Pinder at 49ers (L)	25-128-29-1			
12/7/69	Tom Woodeshick vs. Redskins (L)	20-102-21-0			
11/16/69	Tom Woodeshick vs. Rams (L)	25-130-21-1			
12/8/68	Tom Woodeshick vs. Saints (W)	18-122-30-1			
9/22/68	Tom Woodeshick vs. Giants (L)	15-129-54-1			
10/29/67	Tom Woodeshick vs. Cowboys (W)	20-101-26-1			

## MOST 100-YARD RUSHING GAMES

Wilbert Montgomery	26
Steve Van Buren	19
Duce Staley	13
Ricky Watters	12
Tom Woodeshick	7
Timmy Brown	6
Charlie Garner and Herschel Walker	5
Suede Hanson, Donovan McNabb, Heath Sherman, and Tom Sullivan	4
Correll Buckhalter, Randall Cunningham, Earl Gros, Mike Hogan, Earnest Jackson, and Frank Ziegler	3
Bill Barnes, Keith Byars, Jack Hinkle, Don Johnson, Bosh Pritchard, Anthony Toney	2
Norm Bulaich, Jack Concannon, Leroy Harris, Izzy Lang, Toy Ledbetter, Herb Lusk, Ollie Matson, Brian Mitchell, Clarence Peaks, and Cyril Pinder	1

Note: includes playoff games





11/28/43	Jack Hinkle at Redskins (W)	26-117-14-1
11/21/43	Jack Hinkle vs. Lions (W)	13-132-56-1
11/15/42	Bosh Pritchard at Dodgers (W)	14-104-26-0
9/13/36	Swede Hanson vs. Giants (W)	15-107-NA-0
11/11/34	Swede Hanson vs. Dodgers (L)	17-118-NA-0
11/6/34	Swede Hanson vs. Reds (W)	18-190-NA-3
9/16/34	Swede Hanson at Packers (L)	13-116-NA-1

Green - denotes playoff game

11/8/53	Bobby Walston vs. Giants (W)	8-176-2
10/25/53	Pete Pihos at Cardinals (W)	8-156-1
12/7/52	Bud Grant vs. Dallas Texans (W)	11-203-2
11/30/52	Bud Grant at Cardinals (L)	8-186-1
12/12/48	Jack Ferrante vs. Lions (W)	7-184-3
12/1/40	Don Looney at Redskins (L)	14-180-0

## 150-YARD RECEIVING GAMES

Date	Player/Opponent/Result	Rec-Yds-TD
9/23/01	James Thrash at Seahawks (W)	10-165-2
11/6/94	Fred Barnett vs. Cardinals (W)	11-173-2
10/24/94	Fred Barnett vs. Oilers (W)	5-187-1
9/19/93	Calvin Williams vs. Redskins (W)	8-181-3
12/13/92	Fred Barnett at Seahawks (W) OT	9-161-0
9/13/92	Fred Barnett at Cardinals (W)	8-193-2
10/10/88	Cris Carter vs. Giants (W)	5-162-1
10/28/84	Mike Quick vs. Cardinals (L)	6-170-1
9/18/83	Mike Quick at Broncos (W)	6-152-1
11/1/81	Harold Carmichael vs. Cowboys (L)	5-151-1
10/14/73	Harold Carmichael at Cardinals (W)	12-187-2
11/26/72	Harold Jackson at Giants (L)	5-152-1
9/17/72	Harold Jackson at Cowboys (L)	9-161-0
10/11/70	Harold Jackson at Giants (L)	7-194-2
12/3/67	Ben Hawkins at Redskins (T)	5-151-2
10/22/67	Ben Hawkins at Cardinals (L)	6-197-1
10/15/67	Ben Hawkins vs. 49ers (L)	6-150-1
10/1/67	Ben Hawkins vs. Steelers (W)	8-187-2
11/14/65	Pete Retzlaff vs. Redskins (W)	7-204-0
11/7/65	Pete Retzlaff at Browns (L)	7-151-3
9/15/63	Tommy McDonald vs. Steelers (T)	7-179-2
12/16/62	Tommy McDonald at Cardinals (L)	4-162-3
12/16/62	Timmy Brown at Cardinals (L)	5-199-2
10/28/62	Timmy Brown at Vikings (L)	5-174-1
9/23/62	Timmy Brown vs. Giants (L)	9-160-1
12/10/61	Tommy McDonald vs. Giants (L)	7-237-0
10/1/61	Tommy McDonald vs. Cardinals (L)	11-187-0
12/6/59	Tommy McDonald at Redskins (W)	9-153-0
11/28/54	Jerry Williams vs. Redskins (W)	6-163-1
10/3/54	Jerry Williams at Cardinals (W)	5-166-1

## MOST 100-YARD RECEIVING GAMES

Pete Retzlaff	24
Mike Quick	21
Harold Carmichael	20
Tommy McDonald	17
Fred Barnett and Pete Pihos	14
Ben Hawkins and Harold Jackson	13
Irving Fryar and Bobby Walston	10
Timmy Brown	8
Keith Byars, Jack Ferrante, Calvin Williams, and Charlie Young	6
Charles Smith	5
Bud Grant	4
Gary Ballman, Keith Jackson, Don Looney, and James Thrash	3
Cris Carter, Joe Carter, Kenny Jackson, Torrance Small, John Spagnola, Herschel Walker, Jerry Williams	2
Bill Barnes, Tony Bova, Kevin Bowman, Norm Bulaich, Howard Cassidy, Antonio Freeman, Otis Grant, Roy Green, Fred Hill, Herman Hunter, Chris T. Jones, James Joseph, Keith Krepfle, Chad Lewis, William Mack, Lester McDonald, Fred Meyer, Wilbert Montgomery, Don Moselle, Todd Pinkston, Ray Poage, Herschel Ramsey, Clyde Scott, Duce Staley, Bill Stribling, Michael Timpson	1

Note: includes playoff games

## EAGLES MOST VALUABLE PLAYERS (1984-2003)

As selected by a vote of Eagle players

Year	Offense	Defense	Special Teams
2003	Donovan McNabb	Carlos Emmons	Sean Morey
2002	Duce Staley	Brian Dawkins	Brian Mitchell
2001	Donovan McNabb	Jeremiah Trotter	Brian Mitchell
2000	Donovan McNabb	Hugh Douglas	David Akers
1999	Duce Staley	Brian Dawkins	Allen Rossum
1998	Duce Staley	Hugh Douglas	Mike Caldwell
1997	Irving Fryar	William Thomas	Darion Conner
1996	Irving Fryar	William Thomas	Derrick Witherspoon
1995	Ricky Watters	William Thomas	Marc Woodard
1994	Herschel Walker	Eric Allen	Otis Smith
1993	Heath Sherman	Clyde Simmons	Ken Rose & Vai Sikahema
1992	Jim McMahon	Seth Joyner	Otis Smith
1991	Randall Cunningham	Seth Joyner	Ken Rose
1990	Ron Heller	Clyde Simmons	Britt Hager
1989	Randall Cunningham	Reggie White	William Frizzell
1988	Randall Cunningham	Reggie White	William Frizzell
1987	Randall Cunningham	Reggie White	John Teltschik
1986	Mike Quick	Roynell Young	John Teltschik
1985	Ron Jaworski	Wes Hopkins	Paul McFadden
1984	John Spagnola	Ken Clarke	Paul McFadden





## NFL AWARDS



### NFL MVP/Player of the Year

1960 ... Norm Van Brocklin, QB (UP, AP, NE, SN, MX)  
 1965 ... Pete Retzlaff, TE (MX)  
 1980 ... Ron Jaworski, QB (MX)  
 1988 ... Randall Cunningham, QB (MX)  
 1990 ... Randall Cunningham, QB (FW, MX)

### NFC MVP/Player of the Year

1980 ... Ron Jaworski, QB (UP)  
 2000 ... Donovan McNabb, QB (CBS)

### NFL Offensive MVP/Player of the Year

1990 ... Randall Cunningham, QB (PW)

### NFC Offensive MVP/Player of the Year

1990 ... Randall Cunningham, QB (UP)

### NFL Defensive MVP/Player of the Year

1987 ... Reggie White, DT (AP, NE, PW)  
 1991 ... Reggie White, DE (PW)

### NFC Defensive MVP/Player of the Year

1987 ... Reggie White, DT (UP)  
 1991 ... Reggie White, DE (UP)  
 1993 ... Eric Allen, CB (UP)

### NFL Rookie of the Year

1951 ... Bobby Walston, TE/K  
 1988 ... Keith Jackson, TE (SN)

### NFC Rookie of the Year

1973 ... Charle Young, TE (UP)  
 1984 ... Paul McFadden, K (UP)

### NFL Comeback Player of the Year

1973 ... Roman Gabriel, QB (PW)  
 1991 ... Jim McMahon, QB (PW)  
 1992 ... Randall Cunningham, QB (PW)

### NFL Coach of the Year

1948 ... Greasy Neale (SN)  
 1960 ... Buck Shaw (UP, AP)  
 1979 ... Dick Vermeil (SN, PW)  
 1995 ... Ray Rhodes (AP, SN, MX, NFL Films)  
 2000 ... Andy Reid (SN, MX, FD)

2002 ... Andy Reid (AP, MX, PW, SN)

### NFC Coach of the Year

1978 ... Dick Vermeil (FW, UP)  
 1979 ... Dick Vermeil (FW)  
 1995 ... Ray Rhodes (UP)

### Eagles All-Pro Selections:

1933 ... Swede Hanson, B (OF, CN, GB)  
 1934 ... Swede Hanson, B (OF, GB)  
 1935 ... Joe Carter, E (GB), Ed Manske, E (GB)  
 1936 ... Joe Carter, E (EY, CN),  
 1937 ... Bill Hewitt, E (OF, UP, IN, NY)  
 1938 ... Joe Carter, E (FW, NY), Bill Hewitt, E (OF, UP, FW, IN, NY, EY)  
 1939 ... Davey O'Brien, B (OF, UP, FW, NY, EY)  
 1940 ... Dick Bassi, G (EY, HA), Don Looney, E (OF, NY, EY, HA), Davey O'Brien, B (OF)  
 1941 ... Dick Humbert, E (NY), Phil Ragazzo, T (UP), Bob Suffridge, G (NY)  
 1942 ... Tommy Thompson, B (IN, NY)  
 1943 ... Jack Hinkle, B (AP, UP, PF, HA), Eberle Schultz, G (PF), Vic Sears, T (AP, UP, NY, IN), Ernie Steele, B (UP), Roy Zimmerman, B (AP)  
 1944 ... Steve Van Buren, B (AP, UP, NY), Al Wistert, T (AP, UP, IN, NY), Roy Zimmerman, B (UP, IN, NY)  
 1945 ... Bruno Banducci, G (NY), Jack Ferrante, E (UP, NY), Vic Sears, T (UP, IN), Steve Van Buren, B (AP, UP, IN, NY, PF, HA), Al Wistert, T (AP, UP, IN, NY, PF, HA)  
 1946 ... Augie Lio, G (UP, NY), Steve Van Buren, HB (UP, NY, PF), Al Wistert, T (AP, UP, NY, PF)  
 1947 ... Pete Pihos, E (PF), Al Wistert, T (AP, UP, NY, PF, HA), Steve Van Buren, HB (AP, UP, NY, PF)  
 1948 ... Bucko Kilroy, G (UP), Joe Muha, FB (UP, PF, HA), Pete Pihos, E (AP, SN, UP, NY, PF, HA), Tommy Thompson, QB (AP, UP, NY, PF), Steve Van Buren, HB (AP, UP, SN, NY, PF), Al Wistert, T (SN, UP, NY, PF, HA)  
 1949 ... Jack Ferrante, E (NY), Bucko Kilroy, G (UP, NY), Cliff Patton, G (UP), Pete Pihos, E (AP, IN, UP, NY), Vic Sears, T (UP, NY), Tommy Thompson, QB (UP, NY), Steve Van Buren, HB (AP, IN, UP, NY), Al Wistert, T (IN)  
 1950 ... Chuck Bednarik, C (AP, NY), Bucko Kilroy, G (UP, NY), Joe Muha, C (NY), Pete Pihos, E (UP, NY), Vic Sears, T (NY), Steve Van Buren, HB (UP, NY), Al Wistert, T (NY)  
 1951 ... Chuck Bednarik, LB (AP, UP, NY), Bucko Kilroy, MG (NY), Vic Linskog, C (AP), Bobby Walston, E (UP), Al Wistert, T (NY)  
 1952 ... Chuck Bednarik, LB (AP, UP), Bucko Kilroy, MG (AP, UP), Pete Pihos, DE (AP, UP, NY), Vic Sears,

AP - Associated Press, CBS - CBS Radio, CN - Chicago Daily News, EY - Collier's Eye and The Baseball World Magazine, FD - Football Digest, FW - Professional Football Writers of America, GB - Green Bay Press-Gazette, HA - Chicago Herald-American, HF - Pro Football Hall of Fame, IN - International News Service, MX - Maxwell Club of Philadelphia, NE - Newspaper Enterprise Association, NY - New York Daily News, OF - Official NFL Team, PF - Pro Football Illustrated, PW - Pro Football Weekly (1992-present, choices combined with Pro Football Writers of America), SN - Sporting News, UP - United Press and United Press International, CN - College and Pro Football Weekly, UW - USA Today Sports Weekly





DT (AP, NY), Lum Snyder, T (NY)

**1953 ...** Chuck Bednarik, LB (AP, UP, NY), Bucko Kilroy, MG (UP, NY), Pete Pihos, E (AP, UP, NY), Lum Snyder, T (UP), Bobby Thompson, QB (NY), Norm Willey, DE (UP, NY), Frank Wydo, T (NY)

**1954 ...** Chuck Bednarik, LB (AP, UP, SN, NY), Bucko Kilroy, MG (AP, SN), Pete Pihos, E (AP, UP, SN, NY), Ken Snyder, T (AP, UP, NY), Norm Willey, DE (AP, UP, NY)

**1955 ...** Chuck Bednarik, LB (AP, UP, NE, NY), Pete Pihos, E (AP, UP, NE, SN, NY), Wayne Robinson, LB (SN), Tom Scott, DE (SN), Lum Snyder, T (NE), Norm Willey, DE (UP)

**1956 ...** Chuck Bednarik, LB (AP, UP, NE, NY), Tom Scott, DE (NE)

**1957 ...** Chuck Bednarik, LB (AP, UP, NE, NY)

**1958 ...** Pete Retzlaff, E (AP, UP, NE, NY)

**1959 ...** Tom Brookshier, DB (AP, UP, NE), Tommy McDonald, E (AP, UP)

**1960 ...** Chuck Bednarik, C and LB (AP, UP, NY), Tom Brookshier, CB (AP, UP, NE, NY), Don Burroughs, S (AP, NE, NY), Tommy McDonald, E (UP, NE, NY), Jess Richardson, DT (UP), Norm Van Brocklin, QB (AP, UP, NE, NY)

**1961 ...** Maxie Baughan, LB (UP, NY), Chuck Bednarik, C (UP), Don Burroughs, S (UP, NE, NY), Sonny Jurgensen, QB (AP, UP), Tommy McDonald, RB (UP, NE, NY), Leo Sugar, DE (UP)

**1962 ...** Don Burroughs, S (NE), Tommy McDonald, E (AP, NE)

**1963 ...** Tim Brown, RB (UP, NE, NY)

**1964 ...** Bob Brown, T (AP), Maxie Baughan, OLB (AP, NY), Pete Retzlaff, TE (AP, UP, NE, NY), Jim Ringo, C (AP, UP, NE, NY)

**1965 ...** Maxie Baughan, OLB (AP), Bob Brown, T (AP, NE, NY), Tim Brown, RB (AP, UP, NY), Pete Retzlaff, TE (AP, UP, NE, NY)

**1966 ...** Bob Brown, T (AP, UP, NE, FW, NY), Tim Brown, RB (NY), Pete Retzlaff, TE (NY), Jim Ringo, C (AP)

**1967 ...** Bob Brown, T (AP, UP)

**1968 ...** Bob Brown, T (FW, AP, UP, NE, NY, PW), Tom Woodeshick, RB (AP)

**1969 ...** Tom Woodeshick, RB (AP, UP, NY)

**1971 ...** Bill Bradley, S (AP, FW, PW)

**1972 ...** Bill Bradley, S (AP, FW, NE, PW), Harold Jackson, WR (AP, FW, NE)

**1973 ...** Bill Bradley, S (AP, FW, NE), Harold Carmichael, WR (AP, FW, NE, PW), Charlie Young, TE (AP, FW, NE, PW)

**1974 ...** Bill Bergey, MLB (AP, FW, NE, PW), Charlie Young, TE (AP, FW, NE)

**1975 ...** Bill Bergey, MLB (AP, NE), Charlie Young, TE

(AP, FW, NE, PW)

**1976 ...** Bill Bergey, MLB (AP, FW, NE)

**1977 ...** Bill Bergey, MLB (AP, FW, NE)

**1978 ...** Bill Bergey, MLB (AP, PW), Wilbert Montgomery, RB (AP)

**1979 ...** Harold Carmichael, WR (AP), Charlie Johnson, DT (NE), Wilbert Montgomery, RB (AP), Stan Walters, T (AP)

**1980 ...** Harold Carmichael, WR (NE), Charlie Johnson, DT (AP, NE), Randy Logan, S (AP, NE), Jerry Robinson, OLB (AP)

**1981 ...** Charlie Johnson, DT (AP), Jerry Robinson, OLB (AP, FW), Roynell Young, CB (AP, NE)

**1983 ...** Mike Quick, WR (AP, NE, PW), Jerry Robinson, ILB (NE)

**1984 ...** Wes Hopkins, S (NE)

**1985 ...** Wes Hopkins, S (AP, FW, NE, SN), Mike Quick, WR (AP, NE, SN)

**1986 ...** Reggie White, DT (AP, WA, NE)

**1987 ...** Mike Quick, WR (NE), Reggie White, DE (AP, FW, NE, SN, PW)

**1988 ...** Randall Cunningham, QB (AP), Keith Jackson, TE (AP, FW, NE, SN, PW), Reggie White, DE (AP, FW, NE, SN, PW)

**1989 ...** Eric Allen, CB (AP, NE, PW), Jerome Brown, DT (NE), Keith Jackson, TE (AP, FW, SN), Reggie White, DE (AP, FW, NE, PW)

**1990 ...** Jerome Brown, DT (AP), Randall Cunningham, QB (FW, PW), Byron Evans, ILB (NE), Keith Jackson, TE (AP, FW, NE, SN, PW), Reggie White, DE (AP, FW, NE, PW)

**1991 ...** Eric Allen, CB (AP, NE), Jerome Brown, DT (AP, FW, SN, PW), Seth Joyner, OLB (AP, FW, NE), Clyde Simmons, DE (AP, FW, SN, PW, NE), Reggie White, DE (AP, FW, SN, PW, NE)

**1992 ...** Randall Cunningham, QB (AP), Byron Evans, ILB (NE), Seth Joyner, OLB (AP, NE), Vai Sikahema, KR (NE), Clyde Simmons, DE (AP), Reggie White, DE (AP, FW, NE)

**1993 ...** Eric Allen, CB (AP), Seth Joyner, OLB (FW)

**1995 ...** William Fuller, DE (AP), Andy Harmon, DT (AP), William Thomas, OLB (AP)

**2000 ...** Hugh Douglas, DE (AP, PW, SN), Jeremiah Trotter, LB (AP)

**2001 ...** David Akers, K (AP, PW, SN), Brian Dawkins, FS (AP, PW, SN), Corey Simon, DT (FD)

**2002 ...** David Akers, K (SN, CN, PW), Brian Dawkins, FS (AP, PW, SN, CN, UW), Hugh Douglas, DE (AP), Jermaine Mayberry, G (AP, CN, PW), Bobby Taylor, CB (AP, PW), Tra Thomas, T (AP, SN, UW), Troy Vincent, CB (AP, CN)





## PLAYERS OF THE WEEK/MONTH



<b>1984</b> Ken Clarke	Defensive POW	10/14	vs. Ind.	<b>1998</b> Hugh Douglas	Defensive POM	October
<b>1985</b> Wes Hopkins Ron Jaworski	Defensive POW Offensive POW	9/22 10/20	at Wash. vs. Dal.	<b>1999</b> Allen Rossum Mike Mamula	Special Tms POW Defensive POW	11/14 vs. Wash. 12/19 vs. NE
<b>1986</b> Gary Cobb Andre Waters Reggie White	Defensive POW Defensive POW Defensive POW	10/05 11/30 12/14	at Atl. at LA Raid. at Dal.	<b>2000</b> Duce Staley Brian Mitchell Brian Mitchell David Akers David Akers Donovan McNabb Donovan McNabb Hugh Douglas (NFC Wild Card game)	Offensive POW Special Tms POW Prime Time Award Special Tms POW Special Tms POW Offensive POW Offensive POW Defensive POW	9/3 at Dal. 9/24 at NO 10/1 vs. Atl. 10/15 at Arz. 11/12 at Pit. 11/26 at Wash. 12/10 at Cle. 12/31 TB
<b>1987</b> Clyde Simmons Randall Cunningham	Defensive POW Offensive POW	11/1 11/8	at StL. vs. Wash.	<b>2001</b> Sean Landeta David Akers Brian Mitchell Sean Landeta Damon Moore (NFC Wild Card game)	Defensive POM Special Tms POW Defensive ROM Defensive POM	September November November December
<b>1988</b> Clyde Simmons Randall Cunningham Jerome Brown Reggie White Randall Cunningham Reggie White	Defensive POW Offensive POW Defensive POW Defensive POW Offensive POM Defensive POM	10/2 10/10 11/6 12/18 November December	vs. Hou. vs. NYG vs. LA Ram at Dal. November December	<b>2002</b> Donovan McNabb Brian Dawkins Brian Mitchell N.D. Kalu Bobby Taylor (NFC Divisional Playoff game)	Special Tms POW Special Tms POW Special Tms POW Special Tms POW Offensive POW	9/23 at Sea. 9/30 vs. Dal. 11/4 at Arz. 12/9 vs. SD 1/12/02 vs. TB
<b>1989</b> Randall Cunningham Jerome Brown	Offensive POW Defensive POW	9/17 10/15	at Wash. at Phx.	<b>2003</b> Donovan McNabb Brian Westbrook Donovan McNabb David Akers Donovan McNabb (NFC Divisional Playoff game)	Offensive POW Defensive POW Special Tms POW Defensive POW Offensive POW	1/19/02 at Chi.
<b>1990</b> Randall Cunningham Randall Cunningham	Offensive POW Offensive POM	12/16 November	vs. GB	<b>2004</b> David Akers Brian Westbrook Donovan McNabb David Akers Donovan McNabb (NFC Divisional Playoff game)	Offensive POW Defensive POW Special Tms POW Defensive POW Offensive POW	9/22 vs. Dal. 9/29 vs. Hou. 11/25 at SF 12/1 vs. StL 1/11/03 vs. Atl.
<b>1991</b> Reggie White Jim McMahon Clyde Simmons Seth Joyner	Defensive POW Offensive POW Defensive POW Defensive POW	9/01 9/01 9/15 12/2	at GB at GB at Dal. at Hou.	<b>2005</b> Donovan McNabb Brian Westbrook Donovan McNabb David Akers Donovan McNabb (NFC Divisional Playoff game)	Offensive POW Defensive POW Special Tms POW Defensive POW Offensive POW	9/22 vs. Dal. 9/29 vs. Hou. 11/25 at SF 12/1 vs. StL 1/11/03 vs. Atl.
<b>1992</b> Herschel Walker Seth Joyner Seth Joyner Randall Cunningham	Offensive POW Defensive POW Defensive POW Defensive POM	10/5 10/25 12/20 September	vs. Dal. vs. Phx. vs. Wash. September	<b>2006</b> David Akers Brian Westbrook Donovan McNabb David Akers Donovan McNabb (NFC Divisional Playoff game)	Special Tms POW Special Tms POW Offensive POW Special Tms POW Offensive POW	9/28 at Buf. 10/19 at NYG 11/16 vs. NYG 11/30 at Car. 1/11/04 vs. GB
<b>1993</b> Calvin Williams Eric Allen Eric Allen Randall Cunningham	Offensive POW Defensive POW Defensive POW Offensive POM	9/19 10/3 1/3/94 September	vs. Wash. at NY at SF September	<b>2007</b> Mark Simoneau Donovan McNabb	Defensive POM Offensive POM	October November
<b>1994</b> Charlie Garner	Offensive POW	10/2	at SF	<b>2008</b> Correll Buckhalter	Special Tms POW	9/28 at Buf.
<b>1995</b> Gary Anderson Andy Harmon Mike Mamula Bobby Taylor William Thomas William Fuller	Special Tms POW Defensive POW Defensive POW Defensive POW Defensive POW Defensive POM	10/1 10/8 11/19 12/10 12/17 December	at NO vs. Wash. vs. NYG vs. Dal. vs. Arz. December	<b>2009</b> Bobby Taylor Rhett Hall Kevin Turner Charlie Garner Fred Barnett Andre Waters Jerome Brown David Alexander Ron Solt Mike Quick	Special Tms POW Special Tms POW Offensive POW Special Tms POW Offensive POW Offensive POM Offensive POM Offensive POM Offensive POM	9/28 at Buf. 10/19 at NYG 11/16 vs. NYG 11/30 at Car. 1/11/04 vs. GB October November
<b>1996</b> Ricky Waters Derrick Witherspoon William Thomas Irving Fryar Ray Farmer William Fuller William Fuller	Offensive POW Special Tms POW Defensive POW Offensive POW Defensive POW Defensive POW Defensive POM	9/15 9/22 10/13 10/20 10/13 12/22 December	vs. Det. at Atl. at NYG vs. Mia. vs. NYG vs. Arz. December	<b>2010</b> Ricky Waters Rhett Hall Bobby Hoyer	Offensive POW Defensive POW Offensive POW	10/5 vs. Wash. 10/26 vs. Dal. 11/30 vs. Cin.

### ED BLOCK COURAGE AWARD

<b>2003</b> Correll Buckhalter	<b>1988</b> Wes Hopkins
<b>2002</b> Shawn Barber	<b>1987</b> Gerry Feehery
<b>2001</b> Duce Staley	<b>1986</b> Jody Schultz
Tommy Brasher	<b>1985</b> Ron Jaworski
<b>2000</b> Cecil Martin	<b>1984</b> John Spagnola
<b>1999</b> Mike Mamula	
<b>1998</b> Bobby Taylor	Each year, the Ed Block Courage Award honors those NFL players who exemplify commitment to the principles of sportsmanship and courage. For more information, log on to edblock.com
<b>1997</b> Rhett Hall	
<b>1996</b> Kevin Turner	
<b>1995</b> Charlie Garner	
<b>1994</b> Fred Barnett	
<b>1993</b> Andre Waters	
<b>1992</b> Jerome Brown	
<b>1991</b> David Alexander	
<b>1990</b> Ron Solt	
<b>1989</b> Mike Quick	





## PRO BOWL SELECTIONS

Year refers to the calendar year in which AFC-NFC Pro Bowl game was actually played. Players were selected for their performance in preceding season.

- 1951** G Walt Barnes, LB Chuck Bednarik, E John Green, E Pete Pihos, T Al Wistert
- 1952** LB Chuck Bednarik, HB Russ Craft, T Mike Jarmoluk, E Pete Pihos
- 1953** LB Chuck Bednarik, HB Russ Craft, T Frank Kilroy, E Pete Pihos
- 1954** LB Chuck Bednarik, C Ken Farragut, T Frank Kilroy, E Pete Pihos, T Lum Snyder, QB Bobby Thomason
- 1955** LB Chuck Bednarik, QB Adrian Burk, T Frank Kilroy, E Pete Pihos, LB Wayne Robinson, T Lum Snyder, E Norman Willey
- 1956** QB Adrian Burk, E Pete Pihos, LB Wayne Robinson, QB Bobby Thomason, T Jim Weatherall, E Norman Willey
- 1957** LB Chuck Bednarik, T Buck Lansford, QB Bobby Thomason, T Jim Weatherall
- 1958** FB Bill Barnes, LB Chuck Bednarik, S Jerry Norton, E Tom Scott
- 1959** FB Bill Barnes, WR Tommy McDonald, S Jerry Norton, E Pete Retzlaff, E Tom Scott, QB Norman Van Brocklin
- 1960** FB Bill Barnes, CB Tom Brookshier, T Marion Campbell, WR Tommy McDonald, T Jess Richardson, QB Norman Van Brocklin
- 1961** LB Maxie Baughan, LB Chuck Bednarik, CB Tom Brookshier, T Marion Campbell, WR Tommy McDonald, E Pete Retzlaff, QB Norman Van Brocklin, E/K Bobby Walston
- 1962** LB Maxie Baughan, HB Ted Dean, QB Sonny Jurgensen (DNP/INJ), WR Tommy McDonald, T J. D. Smith (DNP/INJ), E/K Bobby Walston
- 1963** HB Tim Brown, WR Tommy McDonald
- 1964** LB Maxie Baughan, HB Tim Brown, E Pete Retzlaff
- 1965** K Sam Baker, LB Maxie Baughan, DB Irv Cross, T Floyd Peters, E Pete Retzlaff, C Jim Ringo
- 1966** LB Maxie Baughan, T Bob Brown, HB Tim Brown, DB Irv Cross, E Pete Retzlaff, C Jim Ringo, QB Norman Snead
- 1967** T Bob Brown, T Floyd Peters
- 1968** T Floyd Peters, C Jim Ringo
- 1969** K Sam Baker, T Bob Brown, RB Tom Woodeshick
- 1970** WR Harold Jackson, LB Dave Lloyd, LB Tim Rossowich
- 1972** FS Bill Bradley
- 1973** FS Bill Bradley, WR Harold Jackson
- 1974** FS Bill Bradley, WR Harold Carmichael, QB Roman Gabriel, TE Charlie Young
- 1975** LB Bill Bergey, TE Charlie Young
- 1976** QB Mike Boryla, TE Charlie Young
- 1977** LB Bill Bergey
- 1978** LB Bill Bergey
- 1979** LB Bill Bergey, WR Harold Carmichael, RB Wilbert Montgomery, T Stan Walters
- 1980** WR Harold Carmichael, WR Wally Henry, NT Charlie Johnson, S Randy Logan, RB Wilbert Montgomery, T Jerry Sisemore, T Stan Walters
- 1981** WR Harold Carmichael, QB Ron Jaworski, NT Charlie Johnson, S Randy Logan
- 1982** NT Charlie Johnson, LB Frank LeMaster, LB Jerry Robinson, T Jerry Sisemore, CB Roynell Young
- 1983** DE Dennis Harrison
- 1984** WR Mike Quick
- 1985** WR Mike Quick
- 1986** FS Wes Hopkins, WR Mike Quick
- 1987** WR Mike Quick, DE Reggie White
- 1988** WR Mike Quick, DE Reggie White
- 1989** QB Randall Cunningham, TE Keith Jackson, DE Reggie White
- 1990** CB Eric Allen, QB Randall Cunningham, TE Keith Jackson, DE Reggie White
- 1991** DT Jerome Brown, QB Randall Cunningham, TE Keith Jackson, DE Reggie White
- 1992** CB Eric Allen, DT Jerome Brown, LB Seth Joyner, DE Clyde Simmons, DE Reggie White
- 1993** CB Eric Allen, WR Fred Barnett, DE Clyde Simmons, DE Reggie White
- 1994** CB Eric Allen, LB Seth Joyner
- 1995** CB Eric Allen, DE William Fuller
- 1996** DE William Fuller, LB William Thomas, RB Ricky Watters
- 1997** WR Irving Fryar, DE William Fuller, LB William Thomas, RB Ricky Watters
- 1998** WR Irving Fryar
- 2000** FS Brian Dawkins, CB Troy Vincent
- 2001** DE Hugh Douglas, TE Chad Lewis, QB Donovan McNabb, LB Jeremiah Trotter, CB Troy Vincent
- 2002** K David Akers, FS Brian Dawkins, DE Hugh Douglas, TE Chad Lewis, QB Donovan McNabb, T Tra Thomas, LB Jeremiah Trotter, CB Troy Vincent (DNP/INJ)
- 2003\*** K David Akers, FS Brian Dawkins, DE Hugh Douglas, TE Chad Lewis, G Jermaine Mayberry, QB Donovan McNabb, T Jon Runyan, CB Bobby Taylor, T Tra Thomas, CB Troy Vincent
- 2004** QB Donovan McNabb (DNP/INJ), DT Corey Simon, CB Troy Vincent

### MOST PRO BOWL APPEARANCES

Name	Games	Years
Chuck Bednarik	8	1951-55; 1957-58; 61
Reggie White	7	1987-93
Pete Pihos	6	1951-56
Eric Allen	5	1990; 1992-95
Maxie Baughan	5	1961-62; 1964-66
Tommy McDonald	5	1959-63
Mike Quick	5	1984-88
Pete Retzlaff	5	1959; 1961; 1964-66
Troy Vincent	5	2000-04
Bill Bergey	4	1975; 1977-79
Harold Carmichael	4	1974; 1979-81
Donovan McNabb	4	2001-04

### MOST CONSECUTIVE PRO BOWL APPEARANCES

Name	# Consec.	Years
Reggie White	7	1987-93
Pete Pihos	6	1951-56
Chuck Bednarik	5	1951-55
Tommy McDonald	5	1959-63
Mike Quick	5	1984-88
Troy Vincent	5	2000-04
Eric Allen	4	1992-95
Donovan McNabb	4	2001-04

### PRO BOWL GAME MVPs

LB Chuck Bednarik (1954), T Floyd Peters (1967 - linemen of the game), DE Reggie White (1987), QB Randall Cunningham (1989)





## YEAR-BY-YEAR RESULTS



### 1933

RECORD: 3-5-1, 4TH IN EASTERN

HEAD COACH: LUD WRAY

DATE	W/L	SCORE	OPPONENT	ATT.
0-15	L	0-56	AT NY GIANTS	NA
0-18	L	0-25	PORTSMOUTH SPARTANS	1,750
0-29	L	9-35	AT GREEN BAY	3,007
N-05	W	6-0	AT CINCINNATI REDS	NA
N-12	T	3-3	CHICAGO BEARS	17,850
N-19	W	25-6	PITTSBURGH	6,000
N-26	W	20-3	CINCINNATI REDS	NA
D-03	L	0-10	GREEN BAY	9,500
D-10	L	14-20	NY GIANTS	18,000

### 1934

RECORD: 4-7, T-3RD IN EASTERN

HEAD COACH: LUD WRAY

DATE	W/L	SCORE	OPPONENT	ATT.
S-16	L	6-19	AT GREEN BAY	5,000
S-26	W	17-0	AT PITTSBURGH	NA
O-07	L	7-9	PITTSBURGH	NA
O-14	L	0-10	DETROIT	9,860
O-21	L	0-6	AT BOSTON REDSKINS	10,344
O-28	L	0-17	AT NY GIANTS	NA
N-06	W	64-0	CINCINNATI REDS	NA
N-11	L	7-10	BROOKLYN DODGERS	NA
N-18	L	7-14	BOSTON REDSKINS	8,500
N-25	W	13-0	AT BROOKLYN DODGERS	NA
D-03	W	6-0	NY GIANTS	12,471

### 1935

RECORD: 2-9, 5TH IN EASTERN

HEAD COACH: LUD WRAY

DATE	W/L	SCORE	OPPONENT	ATT.
S-13	L	7-17	PITTSBURGH	NA
S-20	L	0-35	AT DETROIT	12,000
O-09	W	17-6	AT PITTSBURGH	6,271
O-13	L	0-39	CHICAGO BEARS	NA
O-27	L	6-17	AT BROOKLYN DODGERS	NA
N-03	W	7-6	AT BOSTON REDSKINS	10,000
N-05	L	0-3	BROOKLYN DODGERS	NA
N-10	L	3-12	AT CHICAGO CARDINALS	6,000
N-24	L	0-10	AT NY GIANTS	NA
D-01	L	14-21	NY GIANTS	NA
D-08	L	6-13	GREEN BAY	4,000

### 1936

RECORD: 1-11, 5TH IN EASTERN

HEAD COACH: BERT BELL

DATE	W/L	SCORE	OPPONENT	ATT.
S-06	L	7-13	BROOKLYN DODGERS	NA
S-13	W	10-7	NY GIANTS	20,000
S-20	L	3-26	BOSTON REDSKINS	20,000
S-27	L	0-17	CHICAGO BEARS	25,000
O-04	L	0-18	AT BROOKLYN DODGERS	NA
O-11	L	0-23	DETROIT	15,000
O-14	L	0-17	AT PITTSBURGH	10,042
O-18	L	7-17	AT BOSTON REDSKINS	4,000
O-25	L	17-21	AT NY GIANTS	15,000
N-05	L	0-6	PITTSBURGH (JOHNSTOWN, PA)	NA
N-08	L	0-13	AT CHICAGO CARDINALS	1,500
N-22	L	7-28	CHICAGO BEARS	NA

### 1937

RECORD: 2-8-1, 5TH IN EASTERN

HEAD COACH: BERT BELL

DATE	W/L	SCORE	OPPONENT	ATT.
S-05	L	14-27	AT PITTSBURGH	8,588
S-10	L	7-13	BROOKLYN DODGERS	5,221
S-21	L	3-21	CLEVELAND RAMS	3,107
S-28	T	6-6	CHICAGO CARDINALS	3,912
O-03	L	7-16	NY GIANTS	4,878
O-10	W	14-0	AT WASHINGTON	7,320
O-17	L	0-21	AT NY GIANTS	20,089
O-24	L	7-10	WASHINGTON	6,580
O-31	L	7-16	AT PITTSBURGH PIRATES	2,772
N-07	W	14-10	AT BROOKLYN DODGERS	8,373
N-14	L	7-37	AT GREEN BAY	13,340

### 1938

RECORD: 5-6, 4TH IN EASTERN

HEAD COACH: BERT BELL

DATE	W/L	SCORE	OPPONENT	ATT.
S-11	L	23-26	WASHINGTON	20,000
S-16	W	27-7	PITTSBURGH (BUFFALO, NY)	19,749
S-25	W	14-10	NY GIANTS	20,000
O-02	L	6-28	CHICAGO BEARS	NA
O-16	L	7-17	AT NY GIANTS	33,187
O-23	L	14-20	AT WASHINGTON	3,000
O-26	W	7-0	CHICAGO CARDINALS (ERIE, PA)	15,000
N-06	L	7-10	BROOKLYN DODGERS	12,000
N-13	L	14-32	AT BROOKLYN DODGERS	13,052
N-20	W	14-7	PITTSBURGH PIRATES (CHARLESTON, WV)	6,500
D-04	W	21-7	AT DETROIT	19,000

### 1939

RECORD: 1-9-1, T-4TH IN EASTERN

HEAD COACH: BERT BELL

DATE	W/L	SCORE	OPPONENT	ATT.
S-11	L	23-26	WASHINGTON	20,000
S-17	L	0-7	WASHINGTON	33,258
S-24	L	3-13	NY GIANTS	30,600
O-01	T	0-0	BROOKLYN DODGERS	1,880
O-15	L	10-27	AT NY GIANTS	34,471
O-22	L	14-23	AT BROOKLYN DODGERS	13,057
N-05	L	6-7	AT WASHINGTON	20,444
N-12	L	16-23	GREEN BAY	23,000
N-19	L	14-27	AT CHICAGO BEARS	21,398
N-23	W	17-14	PITTSBURGH	20,000
N-26	L	12-24	AT PITTSBURGH	8,788
D-03	L	13-35	CLEVELAND RAMS (COL. SPRINGS, CO)	9,189

### 1943 STEAGLES

With the shortage of manpower due to World War II, the Eagles and Steelers merged for the 1943 football season to become the Steagles. The Steagles, who finished their only season 5-4-1, split their home games between Philadelphia's Shibe Park and Pittsburgh's Forbes Field.

### 1940

RECORD: 1-10, 5TH IN EASTERN

HEAD COACH: BERT BELL

DATE	W/L	SCORE	OPPONENT	ATT.
S-15	L	20-27	AT GREEN BAY	11,657
S-22	L	13-21	AT CLEVELAND RAMS	15,941
S-28	L	14-20	NY GIANTS	26,431
O-04	L	17-30	AT BROOKLYN DODGERS	24,008
O-13	L	7-17	AT NY GIANTS	30,317
O-20	L	17-34	WASHINGTON	25,062
O-26	L	7-21	BROOKLYN DODGERS	6,500
N-10	L	3-7	AT PITTSBURGH	9,556
N-17	L	0-21	DETROIT	6,327
N-28	W	7-0	PITTSBURGH	4,200
D-01	L	6-13	AT WASHINGTON	25,838

### 1941

RECORD: 2-8-1, 4TH IN EASTERN

HEAD COACH: GREASY NEALE

DATE	W/L	SCORE	OPPONENT	ATT.
S-13	L	0-24	NY GIANTS	25,478
S-21	W	10-7	AT PITTSBURGH	12,893
S-27	L	13-24	BROOKLYN DODGERS	16,341
O-12	L	0-16	AT NY GIANTS	30,842
O-19	L	17-21	WASHINGTON	19,071
O-26	W	21-14	CHICAGO CARDINALS	12,683
N-02	L	6-15	AT BROOKLYN DODGERS	15,899
N-09	T	7-7	PITTSBURGH	15,601
N-16	L	17-21	AT DETROIT	16,306
N-30	L	14-49	CHICAGO BEARS	32,608
D-07	L	14-20	AT WASHINGTON	27,102

### 1942

RECORD: 2-9, 5TH IN EASTERN

HEAD COACH: GREASY NEALE

DATE	W/L	SCORE	OPPONENT	ATT.
S-13	W	24-14	AT PITTSBURGH	13,349
S-20	L	14-24	AT CLEVELAND RAMS (AKRON, OH)	6,434
S-27	L	14-35	BROOKLYN DODGERS (BUFFALO, NY)	5,286
O-04	L	10-14	WASHINGTON	15,500
O-11	L	17-35	AT NY GIANTS	28,264
O-18	L	0-14	PITTSBURGH	12,500
O-25	L	14-45	AT CHICAGO BEARS	15,372
N-01	L	27-30	AT WASHINGTON	32,658
N-08	L	0-14	NY GIANTS	13,600
N-15	W	14-7	AT BROOKLYN DODGERS	3,858
N-29	L	0-7	GREEN BAY	13,700

### 1943 "STEAGLES"

RECORD: 5-4-1, 3RD IN EASTERN

HEAD COACH: GREASY NEALE & WALT KIESLING

DATE	W/L	SCORE	OPPONENT	ATT.
O-02	W	17-0	BROOKLYN DODGERS	11,131
O-09	W	28-14	NY GIANTS	15,340
O-17	L	21-48	AT CHICAGO BEARS	21,744
O-24	L	14-42	AT NY GIANTS	42,681
O-31	W	34-13	CHICAGO (PITT.)	16,351
N-07	T	14-14	WASHINGTON	28,893
N-14	L	7-13	AT BROOKLYN DODGERS	7,614
N-21	W	35-34	DETROIT (PITT.)	23,338
N-28	W	27-14	AT WASHINGTON	35,826
D-05	L	28-38	GREEN BAY	34,294





## 1944

RECORD: 7-1-2, 2ND IN EASTERN  
HEAD COACH: GREASY NEALE

DATE	W/L	SCORE	OPPONENT	ATT.
5-26	W	28-7	AT BOSTON YANKS	25,061
0-08	T	31-31	WASHINGTON	32,549
0-22	W	38-0	BOSTON YANKS	24,638
0-29	W	24-17	AT NY GIANTS	42,639
N-05	W	21-7	AT BROOKLYN DODGERS	15,289
N-12	T	21-21	NY GIANTS	33,248
N-19	W	37-7	AT WASHINGTON	35,540
N-26	L	7-28	CHICAGO BEARS	34,035
D-03	W	34-0	BROOKLYN DODGERS	13,467
D-10	W	26-13	CLEVELAND RAMS	24,123

## 1945

RECORD: 7-3, 2ND IN EASTERN  
HEAD COACH: GREASY NEALE

DATE	W/L	SCORE	OPPONENT	ATT.
0-07	W	21-6	CHICAGO CARDINALS	25,581
0-14	L	24-28	AT DETROIT	22,580
0-21	L	14-24	AT WASHINGTON	35,550
0-28	W	28-14	CLEVELAND RAMS	38,149
N-04	W	45-3	AT PITTSBURGH	23,018
N-11	W	38-17	NY GIANTS	30,047
N-18	W	30-6	PITTSBURGH	23,838
N-24	W	16-0	WASHINGTON	37,306
D-02	L	21-28	AT NY GIANTS	45,372
D-09	W	35-7	BOSTON YANKS	27,905

## EAGLES ALL-TIME RECORD

Regular Season Total  
430-493-25  
Postseason Total  
13-14  
Overall Total  
443-507-25

Note: The Eagles and Steelers were combined in 1943 and played under the name Steagles. Records of combined teams are not recognized by the NFL in Series Records vs. other NFL clubs, but are included in both clubs' overall records of wins and losses.

## HOME RECORD BY STADIUM

STADIUM	RECORD	PLAYOFFS
Baker Bowl (1933-35)	3-11-1	0-0
Temple Stadium (1934-35)	1-1-0	0-0
Municipal Stadium (1936-39, 1941, 1947, 1950, 1954)	6-17-2	0-0
Shibe Park/ Connie Mack Stadium (1940-57)	57-35-6	1-0
Forbes Field (1943)	2-0-0	0-0
Franklin Field (1958-70)	41-45-2	1-0
Veterans Stadium (1971-2002)	144-111-2	7-4
<b>TOTALS</b>	<b>254-220-13</b>	<b>9-4</b>

Note: Record includes playoff results

## 1946

RECORD: 6-5, 2ND IN EASTERN  
HEAD COACH: GREASY NEALE

DATE	W/L	SCORE	OPPONENT	ATT.
5-29	W	25-14	AT LA RAMS	30,500
0-06	W	49-25	BOSTON YANKS	33,986
0-13	L	7-19	GREEN BAY	36,127
0-20	L	14-21	AT CHICAGO BEARS	41,221
0-27	W	28-24	AT WASHINGTON	33,691
N-03	W	24-14	NY GIANTS	40,059
N-10	L	17-45	AT NY GIANTS	60,874
N-17	L	7-10	AT PITTSBURGH	38,882
N-24	L	10-27	WASHINGTON	36,633
D-01	W	10-7	PITTSBURGH	29,943
D-08	W	40-14	AT BOSTON YANKS	29,555

## 1947

RECORD: 8-4, 1ST IN EASTERN  
HEAD COACH: GREASY NEALE

DATE	W/L	SCORE	OPPONENT	ATT.
5-28	W	45-42	WASHINGTON	35,406
0-05	W	23-0	NY GIANTS	29,823
0-12	L	7-40	AT CHICAGO BEARS	34,338
0-19	L	24-35	AT PITTSBURGH	33,538
0-26	W	14-7	LA RAMS	36,364
N-02	W	38-14	AT WASHINGTON	36,591
N-09	W	41-24	AT NY GIANTS	29,016
N-16	W	32-0	BOSTON YANKS	26,498
N-23	L	14-21	AT BOSTON YANKS	15,628
N-30	W	21-0	PITTSBURGH	37,218
D-07	L	21-45	CHICAGO CARDINALS	32,322
D-14	W	28-14	GREEN BAY	24,216
<b>NFC DIVISIONAL PLAYOFF</b>				
D-21	W	21-0	AT PITTSBURGH	35,729
<b>NFL CHAMPIONSHIP</b>				
D-28	L	21-28	AT CHICAGO CARDINALS	30,759

## YEAR-BY-YEAR ATTENDANCE (1980-2003)

YEAR	TOTAL	HOME	AWAY
2003	1,259,632 (18)	679,918 (10)	579,714 (8)
2002	1,199,312 (18)	656,700 (10)	542,612 (8)
2001	1,260,365 (19)	593,040 (9)	667,325 (10)
2000	1,184,434 (18)	589,344 (9)	595,090 (9)
1999	1,057,531 (16)	519,835 (8)	537,696 (8)
1998	997,399 (16)	527,990 (8)	469,409 (8)
1997	1,016,220 (16)	535,783 (8)	480,437 (8)
1996	980,374 (17)	514,003 (8)	466,371 (9)
1995	1,060,326 (18)	576,187 (9)	484,139 (9)
1994	996,081 (16)	518,691 (8)	477,390 (8)
1993	960,930 (16)	488,774 (8)	472,156 (8)
1992	1,127,715 (18)	521,369 (8)	606,346 (10)
1991	979,893 (16)	514,196 (8)	465,697 (8)
1990	1,073,568 (17)	585,645 (9)	487,923 (8)
1989	1,025,714 (17)	552,421 (9)	473,293 (8)
1988	999,141 (17)	510,776 (8)	488,365 (9)
1987	733,832 (15)	429,950 (8)	303,882 (7)
1986	905,388 (16)	466,659 (8)	438,729 (8)
1985	919,025 (16)	486,019 (8)	433,006 (8)
1984	870,465 (16)	458,997 (8)	411,468 (8)
1983	886,391 (16)	445,682 (8)	440,709 (8)
1982	535,030 (9)	297,635 (5)	239,395 (4)
1981	1,101,609 (17)	619,253 (9)	482,356 (8)
1980	1,210,136 (19)	696,455 (10)	513,681 (9)
# OF GAMES IN PARENTHESIS; INCLUDES PLAYOFF GAMES			

## ATTENDANCE RECORDS

**Largest Home Attendance, Regular Season**  
72,111 vs. Cowboys, November 1, 1981  
(Veterans Stadium)

**Largest Away Attendance, Regular Season**  
84,982 vs. Redskins, at FedEx Field, September 16, 2002

**Largest Total Home Attendance, Regular Season**  
8 games: 557,325 (Veterans Stadium, 1980)

**Largest Total Away Attendance, Regular Season**  
8 games: 579,714 (2003)





# 1948

## PHILADELPHIA EAGLES STATISTICS



**RECORD: 9-2-1, 1ST IN EASTERN**  
**HEAD COACH: GREASY NEALE**

DATE	W/L	SCORE	OPPONENT	ATT.
5-24	L	14-21	AT CHI. CARDINALS	24,159
0-03	T	28-28	AT LA RAMS	24,597
0-10	W	45-0	NEW YORK GIANTS	22,804
0-17	W	45-0	AT WASHINGTON	35,580
0-24	W	12-7	CHICAGO BEARS	36,227
0-31	W	34-7	AT PITTSBURGH	32,859
N-07	W	35-14	AT NY GIANTS	24,983
N-14	W	45-0	BOSTON	22,958
N-21	W	42-21	WASHINGTON	36,254
N-28	W	17-0	PITTSBURGH	22,001
D-05	L	14-37	AT BOSTON	9,652
D-12	W	45-21	DETROIT	15,322
<b>NFL CHAMPIONSHIP</b>				
D-19	W	7-0	CHI. CARDINALS	28,864

TEAM STATISTICS		EAGLES	OPP.
<b>TOTAL FIRST DOWNS</b>		241	158
Rushing	119	62	
Passing	99	83	
Penalty	23	13	
3RD DOWN: MADE/ATT	NA	NA	
3RD DOWN PCT.	NA	NA	
4TH DOWN: MADE/ATT	NA	NA	
4TH DOWN PCT.	NA	NA	
<b>POSSESSION AVG.</b>		NA	NA
<b>TOTAL NET YARDS</b>		4577	2967
AVG. PER GAME	381.4	247.3	
<b>TOTAL PLAYS</b>		829	714
AVG. PER PLAY	5.5	4.2	
<b>NET YARDS RUSHING</b>		2378	1209
AVG. PER GAME	198.2	100.8	
<b>TOTAL RUSHES</b>		528	376
<b>NET YARDS PASSING</b>		2167	1749
AVG. PER GAME	180.6	145.8	
<b>SACKED/YARDS LOST</b>		74	202
<b>GROSS YARDS</b>		2241	1951
ATT./COMPLETIONS	301/159	338/139	
COMPLETION PCT.	52.8	41.1	
<b>HAD INTERCEPTED</b>		16	23
<b>PUNTS/AVERAGE</b>		62/45.9	88/38.8
<b>NET PUNTING AVG.</b>		62/38.0	88/31.3
<b>PENALTIES/YARDS</b>		86/773	87/860
<b>FUMBLES/BALL LOST</b>		35/18	33/16
<b>TOUCHDOWNS</b>		50	22
Rushing	21	5	
Passing	27	14	
Returns	2	3	

SCORE BY PERIODS	Q1	Q2	Q3	Q4	OT	PTS
EAGLES	83	121	73	99	0	376
OPPONENTS	17	56	28	55	0	156

PASSING	ATT	CMP	Yds	CMP%	Yd/At	TD	TD%	INT	INT%	LONG	SACKS	RATING
THOMPSON	246	141	1965	57.3	7.99	25	10.2	11	4.5	70T	NA/74	98.4
MACKRIDES	53	18	276	34.0	5.21	2	3.8	4	7.5	28	0/0	25.1
STEELE	1	0	0	0.0	0.00	0	0.0	1	100.0	0	0/0	0.0
VAN BUREN	1	0	0	0.0	0.00	0	0.0	0	0.0	0	0/0	39.6
EAGLES	301	159	2241	52.8	7.45	27	9.0	16	5.3	70T	NA/74	84.9
OPPONENTS	338	139	1951	41.1	5.77	14	4.1	23	6.8	83	NA/202	45.9

RUSHING	NO.	YDS	AVG	LONG	TD
VAN BUREN	201	945	4.7	29	10
PRITCHARD	117	517	4.4	65T	4
DOSS	62	193	3.1	18	0
PARMER	30	167	5.6	42T	3
MYERS	21	118	5.6	29T	1
KISH	10	106	10.6	66T	1
STEELE	13	99	7.6	56	1
MUHA	25	90	3.6	14	0
CRAFT	13	67	5.2	23	0
THOMPSON	12	46	3.8	13	1
STEINKE	5	17	3.4	8	0
MCHUGH	4	12	3.0	5	0
MACKRIDES	7	4	0.6	9	0
PHOS	8	-3	-4	5	0
EAGLES	528	2378	4.5	66T	21
OPPONENTS	376	1209	3.2	40	5

RECEIVING	NO.	YDS	AVG	LONG	TD
PHOS	46	766	16.7	48	11
FERRANTE	28	444	15.9	66T	7
PRITCHARD	27	252	9.3	34T	2
ARMSTRONG	24	325	13.5	33	3
VAN BUREN	10	96	9.6	34	0
DOSS	8	96	12.0	30	0
MYERS	7	57	8.1	31	0
CRAFT	4	138	34.5	70T	2
STEELE	2	43	21.5	32T	1
MUHA	2	22	11.0	20T	1
HUMBERT	1	2	2.0	2	0
EAGLES	159	2241	14.1	70T	27
OPPONENTS	139	1951	14.0	83	14

INT'S	NO.	YDS	AVG	LONG	TD
STEELE	6	55	9.2	33	0
HUMBERT	4	35	8.8	20	0
KISH	3	32	10.7	22	0
VAN BUREN	2	32	16.0	20	0
ARMSTRONG	2	30	15.0	19	0
MCHUGH	2	27	13.5	15	0
MYERS	2	9	4.5	8	0
PARMER	1	6	6.0	6	0
WOJCIECHOWICZ	1	2	2.0	2	0
EAGLES	23	228	9.9	33	0
OPPONENTS	16	257	16.1	89T	2

PUNTING	NO.	YDS	AVG	TB	IN	LG	B
MUHA	57	2694	47.3	40.2	4	82	0
PALMER	4	148	37.0	37.0	0	47	0
JOHNSON	1	5	5.0	5.0	0	5	1
EAGLES	62	2847	45.9	38.0	4	82	1
OPPONENTS	88	3412	38.8	31.3	5	66	0

PUNT RETURNS	RET	FC	YDS	AVG	LG	TD
PRITCHARD	24	NA	282	11.8	55T	1
MCHUGH	18	NA	220	12.2	55	0
CRAFT	3	NA	32	10.7	17	0
HUMBERT	2	NA	7	3.5	7	0
DOSS	1	NA	0	0.0	0	0
KISH	1	NA	0	0.0	0	0
PALMER	1	NA	8	8.0	8	0
STEELE	1	NA	5	5.0	5	0
EAGLES	51	NA	554	10.9	55T	1
OPPONENTS	38	NA	411	10.8	38	0

KICKOFF RETURNS	NO.	YDS	AVG	LG	TD
VAN BUREN	14	292	20.9	34	0
PRITCHARD	9	249	27.7	50	0
GREEN	2	24	12.0	21	0
STEELE	2	30	15.0	20	0
DOSS	1	26	26.0	26	0
PALMER	1	20	20.0	20	0
PARMER	1	14	14.0	14	0
PHOS	1	9	9.0	9	0
STEINKE	1	17	17.0	17	0
EAGLES	32	681	21.3	50	0
OPPONENTS	48	990	20.6	48	0

SCORING	TD	RU	PA	RT	PAT	FG	S	PTS
PATTON	0	0	0	0	50/50	8/12	0	74
PHOS	11	0	11	0			0	66
VAN BUREN	10	10	0	0			0	60
PRITCHARD	8	4	2	2			0	48
FERRANTE	7	0	7	0			0	42
ARMSTRONG	3	0	3	0			0	18
PARMER	3	3	0	0			0	18
CRAFT	2	0	2	0			0	12
STEELE	2	1	1	0			0	12
KISH	1	1	0	0			0	6
MUHA	1	0	1	0	0/0	0/5	0	6
MYERS	1	1	0	0			0	6
THOMPSON	1	1	0	0			0	6
BARNES	0	0	0	0			1	2
EAGLES	50	21	27	2	50/50	8/17	1	376
Opp.	22	5	14	3	21/21	1/5	0	156





# 1949

## PHILADELPHIA EAGLES STATISTICS



**RECORD: 11-1, 1ST IN EASTERN**  
**HEAD COACH: GREASY NEALE**

DATE	W/L	SCORE	OPPONENT	ATT.
S-22	W	7-0	AT NY BULLDOGS	4,355
O-03	W	22-14	AT DETROIT	20,163
O-08	W	28-3	CHI. CARDINALS	33,716
O-16	L	21-38	AT CHICAGO BEARS	47,248
O-23	W	49-14	WASHINGTON	28,602
O-30	W	38-7	AT PITTSBURGH	37,840
N-06	W	38-14	LA RAMS	38,230
N-13	W	44-21	AT WASHINGTON	31,170
N-20	W	42-0	NY BULLDOGS	22,165
N-27	W	34-17	PITTSBURGH	22,191
D-04	W	24-3	AT NY GIANTS	25,446
D-11	W	17-3	NEW YORK GIANTS	21,022
<b>NFL CHAMPIONSHIP</b>				
D-18	W	14-0	AT LA RAMS	22,245

TEAM STATISTICS		EAGLES	OPP.
TOTAL FIRST DOWNS		243	148
RUSHING		143	60
PASSING		87	68
PENALTY		13	20
3RD DOWN: MADE/ATT		NA	NA
3RD DOWN PCT.		NA	NA
4TH DOWN: MADE/ATT		NA	NA
4TH DOWN PCT.		NA	NA
POSSESSION AVG.		NA	NA
TOTAL NET YARDS		4448	2467
AVG. PER GAME		370.7	205.6
TOTAL PLAYS		883	656
AVG. PER PLAY		5.0	3.8
NET YARDS RUSHING		2607	1217
AVG. PER GAME		217.3	101.4
TOTAL RUSHES		632	353
NET YARDS PASSING		1824	1248
AVG. PER GAME		152.0	104.0
SACKED/YARDS LOST		85	359
GROSS YARDS		1909	1607
ATT./COMPLETIONS		251/130	303/121
COMPLETION PCT.		51.8	39.9
HAD INTERCEPTED		14	29
PUNTS/AVERAGE		53/40.8	81/38.6
NET PUNTING AVG.		53/31.3	81/30.5
PENALTIES/YARDS		81/729	62/533
FUMBLE/BALL LOST		29/12	30/14
TOUCHDOWNS		48	17
RUSHING		25	5
PASSING		18	11
RETURNS		5	1

SCORE BY PERIODS	Q1	Q2	Q3	Q4	OT	PTS
EAGLES	72	122	98	72	0	364
OPPONENTS	48	24	31	31	0	134

PASSING	ATT	CMP	YDS	CMP%	YD/AT	TD	TD%	INT	INT%	LONG	SACKS	RATING
THOMPSON	214	116	1727	54.2	8.07	16	7.5	11	5.1	751	NA/73	84.4
MACKRIDES	36	14	182	38.9	5.06	2	5.6	37	NA/12	34.5		
PRITCHARD	1	0	0	0.0	0.00	0	0.0	1	100.0	0	0/0	0.0
EAGLES	251	130	1909	51.8	7.61	18	7.2	14	5.6	751	NA/85	77.6
OPPONENTS	303	121	1607	39.9	5.30	11	3.6	29	9.6	631	NA/359	30.0

RUSHING	NO.	YDS	AVG	LONG	TD
VAN BUREN	263	1146	4.4	41	11
PRITCHARD	84	506	6.0	771	3
ZIEGLER	84	283	3.4	41	1
PARMER	66	234	3.5	34	5
SCOTT	40	195	4.9	39	1
MYERS	48	182	3.8	12	1
MUHA	3	19	6.3	13	0
MACKRIDES	14	17	1.2	17	1
THOMPSON	15	17	1.1	5	2
CRAFT	11	5	0.5	6	0
McHUGH	2	5	2.5	5	0
KISH	2	-2	-1.0	0	0
EAGLES	632	2607	4.1	771	25
OPPONENTS	353	1217	3.4	541	5

RECEIVING	NO.	YDS	AVG	LONG	TD
FERRANTE	34	508	14.9	641	5
PHIOS	34	484	14.2	49	4
ARMSTRONG	24	271	11.3	451	5
PRITCHARD	8	185	23.1	751	2
SCOTT	8	148	18.5	701	1
MYERS	7	98	14.0	26	0
PARMER	5	33	6.6	30	0
VAN BUREN	4	88	22.0	501	1
ZIEGLER	3	33	11.0	24	0
CRAFT	1	37	37.0	37	0
HUMBERT	1	14	14.0	14	0
MUHA	1	10	10.0	10	0
EAGLES	130	1909	14.7	751	18
OPPONENTS	121	1607	13.3	631	11

INT'S	NO.	YDS	AVG	LONG	TD
REAGAN	7	146	20.9	52	0
HUMBERT	7	69	9.9	37	0
McHUGH	6	89	14.8	36	1
MUHA	2	31	15.5	281	1
WOJCIECHOWICZ	2	26	13.0	16	0
PARMER	2	12	6.0	12	0
CRAFT	1	17	17.0	17	0
ZIEGLER	1	16	16.0	16	0
JARMOLUK LG	1	3	3.0	3	0
JARMOLUK TM	1	3	3.0	3	0
EAGLES	29	409	14.1	52	2
OPPONENTS	14	241	17.2	541	1

PUNTING	NO.	YDS	AVG	TB	IN	LG	B
MUHA	45	1800	40.0	31.2	6	59	0
REAGAN	8	362	45.3	37.6	0	63	0
EAGLES	53	2162	40.8	31.3	6	63	0
OPPONENTS	81	3127	38.6	30.5	4	64	5

PUNT RETURNS	RET	FC	YDS	AVG	LG	TD
REAGAN	21	NA	266	12.7	42	1
PRITCHARD	13	NA	99	7.6	23	0
SCOTT	5	NA	114	22.8	701	1
CRAFT	3	NA	50	16.7	19	0
McHUGH	3	NA	26	8.7	20	0
ZIEGLER	2	NA	20	10.0	10	0
MUHA	1	NA	2	2.0	2	0
EAGLES	48	NA	577	12.0	701	2
OPPONENTS	36	NA	384	10.7	49	0

KICKOFF RETURNS	NO.	YDS	AVG	LG	TD
VAN BUREN	12	288	24.0	35	0
PRITCHARD	5	99	19.8	36	0
GREEN	2	33	16.5	18	0
MYERS	2	27	13.5	21	0
MUHA	1	20	20.0	20	0
PHIOS	1	0	0.0	0	0
SCOTT	1	54	54.0	54	0
ZIEGLER	1	21	21.0	21	0
EAGLES	25	542	21.7	54	0
OPPONENTS	53	1087	20.5	40	0

SCORING	TD	RU	PA	RT	PAT	FG	S	PTS
VAN BUREN	12	11	1	0			0	72
PATTON	0	0	0	0	42/43	9/18	0	69
ARMSTRONG	5	0	0	0			0	30
FERRANTE	5	0	0	0			0	30
PARMER	5	0	0	0			0	30
PRITCHARD	5	3	2	0			0	30
PHIOS	4	0	4	0			0	24
SCOTT	3	1	1	1			0	18
THOMPSON	2	2	0	0			0	12
MUHA	1	0	0	1	5/5	0/1	0	11
CRAFT	1	0	0	1			0	6
MACKRIDES	1	1	0	0			0	6
McHUGH	1	0	0	1			0	6
MYERS	1	1	0	0			0	6
REAGAN	1	0	0	1			0	6
ZIEGLER	1	1	0	0			0	6
GIANELLI	0	0	0	0			1	2
EAGLES	48	25	18	5	47/48	9/19	1	364
Opp.	17	5	11	1	17/17	5/8	0	134

### WE ARE THE CHAMPIONS !!

The Eagles all-time leader in coaching victories with 66, Hall of Fame coach Earl "Greasy" Neale guided the Birds to back-to-back NFL championships following the 1948 and 1949 campaigns.





# 1950

## PHILADELPHIA EAGLES STATISTICS



**RECORD: 6-6, T-3RD IN AMERICAN**  
**HEAD COACH: GREASY NEALE**

DATE	W/L	SCORE	OPPONENT	ATT.
S-16	L	10-35	CLEVELAND	71,237
S-24	W	45-7	AT CHI. CARDINALS	24,914
D-07	W	56-20	LOS ANGELES	24,134
D-15	W	24-14	AT BALTIMORE	14,413
D-22	W	17-10	AT PITTSBURGH	35,662
D-29	W	35-3	WASHINGTON	33,707
N-05	L	7-9	PITTSBURGH	24,629
N-12	W	33-0	AT WASHINGTON	29,407
N-19	L	10-14	CHI. CARDINALS	28,368
N-26	L	3-7	AT NY GIANTS	24,093
D-03	L	7-13	AT CLEVELAND	37,490
D-10	L	7-9	NEW YORK GIANTS	26,440

### TEAM STATISTICS

	EAGLES	OPP.
TOTAL FIRST DOWNS	231	141
RUSHING	142	66
PASSING	79	65
PENALTY	10	10
3RD DOWN: MADE/ATT	NA	NA
3RD DOWN PCT.	NA	NA
4TH DOWN: MADE/ATT	NA	NA
4TH DOWN PCT.	NA	NA
POSSESSION AVG.	NA	NA
TOTAL NET YARDS	4014	3049
AVG. PER GAME	334.5	254.1
TOTAL PLAYS	866	668
AVG. PER PLAY	4.6	4.6
NET YARDS RUSHING	2328	1603
PER GAME	194.0	133.6
TOTAL RUSHES	581	391
NET YARDS PASSING	1686	1446
AVG. PER GAME	140.5	120.5
SACKED/YARDS LOST	150	175
GROSS YARDS	1836	1621
ATT./COMPLETIONS	285/121	277/102
COMPLETION PCT.	42.5	36.8
HAD INTERCEPTED	28	31
PUNTS/AVERAGE	56/41.4	77/38.9
NET PUNTING AVG.	56/33.0	77/33.2
PENALTIES/YARDS	63/612	73/590
FUMBLES/BALL LOST	32/15	32/17
TOUCHDOWNS	33	17
RUSHING	13	5
PASSING	15	10
RETURNS	5	2

SCORE BY PERIODS	Q1	Q2	Q3	Q4	OT	PTS
EAGLES	47	80	48	79	0	254
OPPONENTS	43	20	57	21	0	141

PASSING	ATT	CMP	Yds	CMP%	Yd/At	TD	TD%	INT	INT%	LONG	SACKS	RATING
THOMPSON	239	107	1608	44.8	6.73	11	4.6	22	9.2	75	NA/142	44.4
MACKRIDES	46	14	228	30.4	4.96	4	8.7	6	13.0	59	NA/8	37.5
EAGLES	285	121	1836	42.5	6.44	15	5.3	28	9.8	75	NA/150	42.3
OPPONENTS	277	102	1621	36.8	5.85	10	3.6	31	11.2	69T	NA/175	29.6

RUSHING	NO.	YDS	AVG	LONG	TD
ZIEGLER	172	733	4.3	52	1
VAN BUREN	188	629	3.3	41	4
LEDBETTER	67	320	4.8	23	1
PARMER	60	203	3.4	27	7
MYERS	29	159	5.5	42	0
MACKRIDES	21	82	3.9	18	0
REAGAN	3	55	18.3	40	0
CRAFT	8	52	6.5	19	0
SCOTT	13	46	3.5	22	0
THOMPSON	15	34	2.3	7	0
BOEDEKER LG	8	16	2.0	8	0
MCHUGH	4	14	3.5	5	0
SANDIFER LG	1	3	3.0	3	0
SUTTON	1	1	1.0	1	0
EAGLES	581	2328	4.0	52	13
OPPONENTS	391	1603	4.1	74	5

RECEIVING	NO.	YDS	AVG	LONG	TD
PHIOS	38	447	11.8	43	6
FERRANTE	35	588	16.8	75	3
ZIEGLER	13	216	16.6	48T	2
MYERS	12	204	17.0	39	0
ARMSTRONG	8	124	15.5	36	1
PARMER	6	103	17.2	59	1
LEDBETTER	4	81	20.3	29	2
VAN BUREN	2	34	17.0	29	0
HIX	2	25	12.5	20	0
CRAFT	1	14	14.0	14	0
BOEDEKER LG	1	10	10.0	10	0
EAGLES	121	1836	15.2	75	15
OPPONENTS	102	1621	15.9	69T	10

INT'S	NO.	YDS	AVG	LONG	TD
SUTTON	8	67	8.4	32	0
CRAFT	7	70	10.0	29	0
REAGAN	4	132	33.0	47	1
MCHUGH	4	34	8.5	27	0
ARMSTRONG	3	4	1.3	4	0
MUHA	2	40	20.0	21	1
SANDIFER LG	2	27	13.5	27	0
WILLEY	1	41	41.0	41T	1
BEDNARIK	1	9	9.0	9	0
WOJCIECHOWICZ	1	4	4.0	4	0
EAGLES	31	401	12.9	47	3
OPPONENTS	28	289	10.3	36	1

PUNTING	NO.	YDS	AVG	TB	IN	LG	B
REAGAN	54	2270	42.0	34.2	3	68	0
MUHA	2	48	24.0	24.0	0	48	1
EAGLES	56	2318	41.4	33.0	4	68	1
OPPONENTS	77	2995	38.9	33.2	2	60	1

PUNT RETURNS	RET	FC	YDS	AVG	LG	TD
CRAFT	19	NA	113	5.9	13	0
SANDIFER LG	15	NA	155	10.3	39	0
SANDIFER TM	15	NA	155	10.3	39	0
SUTTON	9	NA	75	8.3	14	0
REAGAN	6	NA	38	6.3	12	0
BOEDEKER LG	5	NA	49	9.8	12	0
ZIEGLER	3	NA	20	6.7	12	0
EAGLES	52	NA	401	7.7	39	0
OPPONENTS	32	NA	392	12.3	82T	1

KICKOFF RETURNS	NO.	YDS	AVG	LG	TD
CRAFT	10	327	32.7	103T	1
ZIEGLER	10	204	20.4	28	0
SANDIFER LG	5	108	21.6	36	0
SANDIFER TM	4	89	22.3	36	0
VAN BUREN	5	110	22.0	26	0
MCHUGH	2	45	22.5	28	0
MUHA	2	28	14.0	19	0
MYERS	2	25	12.5	14	0
BOEDEKER LG	1	20	20.0	20	0
GREEN	1	14	14.0	14	0
MARONIC	1	4	4.0	4	0
SUTTON	1	21	21.0	21	0
EAGLES	38	867	22.8	103T	1
OPPONENTS	38	834	21.9	58	0

SCORING	TD	RU	PA	RT	PAT	FG	S	PTS
PATTON	0	0	0	0	32/33	8/17	0	56
PARMER	8	7	1	0			0	48
PHIOS	6	0	6	0			0	36
VAN BUREN	4	4	0	0			0	24
FERRANTE	3	0	3	0			0	18
LEDBETTER	3	1	2	0			0	18
ZIEGLER	3	1	2	0			0	18
ARMSTRONG	1	0	1	0			0	6
CRAFT	1	0	0	1			0	6
GREEN	1	0	0	1			0	6
MUHA	1	0	0	1	0/0	0/5	0	6
REAGAN	1	0	0	1			0	6
WILLEY	1	0	0	1			0	6
EAGLES	33	13	15	5	32/33	8/22	0	254
OPP.	17	5	10	2	15/16	8/18	0	141

**PRO BOWL SELECTIONS:** G WALT BARNES, LB  
 CHUCK BEDNARIK, E JOHN GREEN, E PETE PHIOS, T  
 AL WISTERT





# 1951

## PHILADELPHIA EAGLES STATISTICS



**RECORD: 4-8, 5TH IN AMERICAN**  
**HEAD COACH: BO MCMILLAN (2) & WAYNE MILLNER (10)**

DATE	W/L	SCORE	OPPONENT	ATT.
S-30	W	17-14	AT CHI. CARDINALS	16,129
O-06	W	21-14	SAN FRANCISCO	23,432
O-14	L	24-37	AT GREEN BAY	18,489
O-21	L	24-26	AT NY GIANTS	28,656
O-28	L	23-27	WASHINGTON	20,437
N-04	W	34-13	AT PITTSBURGH	19,649
N-11	L	17-20	AT CLEVELAND	36,571
N-18	L	10-28	DETROIT	25,350
N-25	L	13-17	PITTSBURGH	15,537
D-02	W	35-21	AT WASHINGTON	23,738
D-09	L	7-23	NEW YORK GIANTS	19,322
D-16	L	9-24	CLEVELAND	16,263

TEAM STATISTICS	EAGLES	OPP.
<b>TOTAL FIRST DOWNS</b> .....	200	183
RUSHING.....	111	92
PASSING.....	73	77
PENALTY.....	16	14
3RD DOWN: MADE/ATT.....	NA	NA
3RD DOWN PCT.....	NA	NA
4TH DOWN: MADE/ATT.....	NA	NA
4TH DOWN PCT.....	NA	NA
<b>POSSESSION AVG.</b> .....	NA	NA
<b>TOTAL NET YARDS</b> .....	3052	3294
AVG. PER GAME.....	254.3	274.5
TOTAL PLAYS.....	793	749
AVG. PER PLAY.....	3.8	4.4
<b>NET YARDS RUSHING</b> .....	1562	1816
AVG. PER GAME.....	130.2	151.3
TOTAL RUSHES.....	509	462
<b>NET YARDS PASSING</b> .....	1490	1478
AVG. PER GAME.....	124.2	123.2
SACKED/YARDS LOST.....	223	270
GROSS YARDS.....	1713	1748
ATT./COMPLETIONS.....	284/120	287/119
COMPLETION PCT.....	42.3	41.5
HAD INTERCEPTED.....	29	18
<b>PUNTS/AVERAGE</b> .....	77/39.1	70/44.4
<b>NET PUNTING AVG.</b> .....	77/35.5	70/36.1
<b>PENALTIES/YARDS</b> .....	51/428	53/458
<b>FUMBLES/BALL LOST</b> .....	36/18	28/19
<b>TOUCHDOWNS</b> .....	31	32
RUSHING.....	13	12
PASSING.....	17	17
RETURNS.....	1	3

SCORE BY PERIODS	Q1	Q2	Q3	Q4	OT	PTS
EAGLES	44	75	53	62	0	234
OPPONENTS	34	55	91	84	0	264

PASSING	ATT	CMP	Yds	CMP%	Yd/At	TD	TD%	INT	INT%	LONG	SACKS	RATING
BURK	218	92	1329	42.2	6.10	14	6.4	23	10.6	53T	NA/179	44.5
RAUCH LG	94	30	288	31.9	3.06	1	1.1	4	4.3	39T	NA/87	27.3
RAUCH TM	12	5	51	41.7	4.25	0	0.0	1	8.3	18	NA/33	19.8
MACKRIDES	54	23	333	42.6	6.17	3	5.6	5	9.3	43T	NA/11	43.2
EAGLES	284	120	1713	42.3	6.03	17	6.0	29	10.2	53T	NA/223	42.8
OPPONENTS	287	119	1748	41.5	6.09	17	5.9	18	6.3	53T	NA/270	55.6

RUSHING	NO.	YDS	AVG	LONG	TD
ZIEGLER	113	418	3.7	34	2
S. VAN BUREN	112	327	2.9	17	6
PARMER	92	316	3.4	15T	2
SCOTT	45	161	3.6	40	1
POLLARD LG	26	121	4.7	28	0
POLLARD TM	24	119	5.0	28	0
SANDIFER	35	113	3.2	13	1
E. VAN BUREN	16	60	3.8	11	0
RAUCH LG	7	26	3.7	11	0
RAUCH TM	6	21	3.5	11	0
BURK	28	12	0.4	11	1
MACKRIDES	7	9	1.3	3	0
PRITCHARD TM	31	6	0.2	9	0
EAGLES	509	1562	3.1	40	13
OPPONENTS	462	1816	3.9	80T	12

RECEIVING	NO.	YDS	AVG	LONG	TD
PIHOS	35	536	15.3	38T	5
WALSTON	31	512	16.5	43T	8
PARMER	13	80	6.2	16	0
SCOTT	10	212	21.2	53T	3
PRITCHARD TM	8	103	12.9	38	0
ZIEGLER	8	59	7.4	19	0
S. VAN BUREN	4	28	7.0	18	0
O'QUINN TM	3	58	19.3	34	0
ARMSTRONG	3	44	14.7	18	0
POLLARD LG	3	35	11.7	18	0
POLLARD TM	3	17	5.7	9	0
SANDIFER	2	36	18.0	30T	1
LINDSKOG	0	21	---	21	0
MAGEE	0	7	---	7	0
EAGLES	120	1713	14.3	53T	17
OPPONENTS	119	1748	14.7	53T	17

INT'S	NO.	YDS	AVG	LONG	TD
REAGAN	4	60	15.0	44	0
ARMSTRONG	4	18	4.5	18	0
CRAFT	2	61	30.5	26	0
PIHOS	2	30	15.0	30	0
SUTTON	2	8	4.0	8	0
SANDIFER	1	28	28.0	28	0
E. VAN BUREN	1	23	23.0	23	0
McHUGH	1	19	19.0	19	0
JARMOLUX	1	9	9.0	9	0
EAGLES	18	256	14.2	49	0
OPPONENTS	29	475	16.4	88T	2

PUNTING	NO.	YDS	AVG	TB	IN	LG	B
BURK	67	2646	39.5	36.3	1	60	0
REAGAN	10	367	36.7	36.7	0	48	0
EAGLES	77	3013	39.1	35.5	1	60	0
OPPONENTS	70	3108	44.4	36.1	10	66	0

PUNT RETURNS	RET	FC	YDS	AVG	LG	TD
POLLARD LG	18	NA	148	8.2	23	0
POLLARD TM	15	NA	114	7.6	23	0
SANDIFER	14	NA	137	9.8	26	0
PRITCHARD TM	7	NA	50	7.1	21	0
SCOTT	4	NA	72	18.0	30	0
CRAFT	2	NA	0	0.0	0	0
GRANT	1	NA	9	9.0	9	0
EAGLES	43	NA	382	8.9	30	0
OPPONENTS	34	NA	261	7.7	71T	1

KICKOFF RETURNS	NO.	YDS	AVG	LG	TD
POLLARD LG	19	464	24.4	45	0
POLLARD TM	14	326	23.3	36	0
SANDIFER	8	147	18.4	40	0
SCOTT	8	171	21.4	30	0
PRITCHARD TM	5	81	16.2	20	0
WALSTON	5	57	11.4	17	0
PIHOS	3	40	13.3	20	0
CRAFT	2	53	26.5	38	0
BARNES	1	15	15.0	15	0
COWHIG	1	12	12.0	12	0
KILROY	1	18	18.0	18	0
EAGLES	48	920	19.2	40	0
OPPONENTS	42	923	22.0	38	0

SCORING	TD	RU	PA	RT	PAT	FG	S	PTS
WALSTON	8	0	8	0	28/31	6/11	0	94
S. VAN BUREN	6	0	0	0	0	0	0	36
PIHOS	5	0	5	0	0	0	0	30
SCOTT	4	1	3	0	0	0	0	24
PARMER	2	2	0	0	0	0	0	12
SANDIFER	2	1	1	0	0	0	0	12
ZIEGLER	2	2	0	0	0	0	0	12
BURK	1	1	0	0	0	0	0	6
COWHIG	1	0	0	1	0	0	0	6
STICKEL	0	0	0	0	0	0	1	2
EAGLES	31	13	17	1	28/31	6/11	1	234
OPP.	32	12	17	3	31/32	13/21	1	264

**PRO BOWL SELECTIONS:** LB CHUCK BEONARIK, HB RUSS CRAFT, T MIKE JARMOLUX, E PETE PIHOS





# 1952

## PHILADELPHIA EAGLES STATISTICS



**RECORD: 7-5, T-2ND IN AMERICAN**  
**HEAD COACH: JIM TRIMBLE**

DATE	W/L	SCORE	OPPONENT	ATT.
S-28	W	31-25	AT PITTSBURGH	22,501
O-04	L	7-31	NEW YORK	22,512
O-12	W	26-21	PITTSBURGH	18,648
O-19	L	7-49	CLEVELAND	27,874
O-26	W	14-10	AT NEW YORK	21,458
N-02	L	10-12	AT GREEN BAY	10,149
N-09	W	38-20	WASHINGTON	16,932
N-16	W	10-7	CHI. CARDINALS	18,406
N-23	W	28-20	AT CLEVELAND	28,948
N-30	L	22-28	AT CHI. CARDINALS	13,577
D-07	W	38-21	DALLAS	18,376
D-14	L	21-27	AT WASHINGTON	22,468

TEAM STATISTICS	EAGLES	OPP.
TOTAL FIRST DOWNS	181	187
RUSHING	72	81
PASSING	98	93
PENALTY	11	13
3RD DOWN: MADE/ATT	NA	NA
3RD DOWN PCT.	NA	NA
4TH DOWN: MADE/ATT	NA	NA
4TH DOWN PCT.	NA	NA
POSSESSION AVG.	NA	NA
TOTAL NET YARDS	3335	3150
AVG. PER GAME	277.9	262.5
TOTAL PLAYS	795	751
AVG. PER PLAY	4.2	4.2
NET YARDS RUSHING	1370	1396
AVG. PER GAME	114.2	116.3
TOTAL RUSHES	434	408
NET YARDS PASSING	1965	1754
AVG. PER GAME	163.8	146.2
SACKED/YARDS LOST	307	410
GROSS YARDS	2272	2164
ATT./COMPLETIONS	361/154	343/157
COMPLETION PCT.	42.7	45.8
HAD INTERCEPTED	19	20
PUNTS/AVERAGE	83/40.2	88/41.3
NET PUNTING AVG.	83/33.1	88/35.0
PENALTIES/YARDS	80/747	74/699
FUMBLES/BALL LOST	43/22	36/19
TOUCHDOWNS	31	38
RUSHING	10	10
PASSING	13	19
RETURNS	8	9

SCORE BY PERIODS	Q1	Q2	Q3	Q4	OT	PTS
EAGLES	79	68	40	65	0	252
OPPONENTS	44	85	72	70	0	271

PASSING	ATT	CMP	Yds	CMP%	Yd/At	TD	TD%	INT	INT%	LONG	SACKS	RATING
THOMASON	212	95	1334	44.8	6.29	8	3.8	9	4.2	44	NA/172	60.5
BURK	82	37	561	45.1	6.84	4	4.9	5	6.1	84T	NA/108	59.0
ENKE	67	22	377	32.8	5.63	1	1.5	5	7.5	65	NA/27	26.8
EAGLES	361	154	2272	42.7	6.29	13	3.6	19	5.3	84T	NA/307	53.9
OPPONENTS	343	157	2164	45.8	6.31	19	5.5	20	5.8	63T	NA/410	60.7

RUSHING	NO.	YDS	AVG	LONG	TD
HUZVAR	105	349	3.3	26	2
GOLDSTON	65	210	3.2	20	3
BREWER	50	188	3.8	71T	2
POLLARD	55	186	3.4	23	1
ZIEGLER	67	172	2.6	12	2
STEVENS	33	95	2.9	36	0
THOMASON	17	88	5.2	23	0
BURK	7	28	4.0	12	0
ENKE	14	25	1.8	12	0
PARMER	12	23	1.9	8	0
FERRIS LG	11	22	2.0	11T	1
STRINGER	2	5	2.5	3	0
VAN BUREN	7	1	0.1	6	0
EAGLES	434	1370	3.2	71T	10
OPPONENTS	408	1396	3.4	40	10

RECEIVING	NO.	YDS	AVG	LONG	TD
GRANT	56	997	17.8	84T	7
WALSTON	26	469	18.0	65	3
STEVENS	13	174	13.4	39	0
HUZVAR	13	37	2.8	12	0
PHIOS	12	219	18.3	47	1
ZIEGLER	8	120	15.0	37	2
POLLARD	8	59	7.4	14	0
BREWER	5	19	3.8	12	0
VAN BUREN	4	73	18.3	38	0
BAWEL	2	60	30.0	52	0
ENKE	2	19	9.5	18	0
GOLDSTON	2	12	6.0	8	0
PARMER	2	10	5.0	8	0
FERRIS LG	1	8	8.0	8	0
STRINGER	1	4	4.0	4	0
EAGLES	154	2272	14.8	84T	13
OPPONENTS	157	2164	13.8	63T	19

INT'S	NO.	YDS	AVG	LONG	TD
BAWEL	8	121	15.1	35	0
SUTTON	3	54	18.0	30	0
JARMOLUK	2	48	24.0	45T	1
BEDNARIK	2	14	7.0	12	0
CRAFT	1	32	32.0	32T	1
SEARS	1	9	9.0	9T	1
STRINGER	1	9	9.0	9	0
SCOTT TM	1	0	0.0	0	0
WILLEY	1	0	0.0	0	0
FERRIS LG	0	3	---	3	0
FERRIS TM	0	3	---	3	0
EAGLES	20	290	14.5	45T	3
OPPONENTS	19	187	9.8	38T	1

PUNTING	NO.	YDS	AVG	TB	IN	LG	B
BURK	83	3335	40.2	33.1	1	68	2
EAGLES	83	3335	40.2	33.1	1	68	2
OPPONENTS	88	3630	41.3	35.0	5	63	0

PUNT RETURNS	RET	FC	YDS	AVG	LG	TD
BAWEL	34	NA	261	7.7	52T	1
STEVENS	16	NA	172	10.8	56T	1
FERRIS LG	2	NA	11	5.5	11	0
WALSTON	2	NA	13	6.5	13	0
VAN BUREN	1	NA	0	0.0	0	0
EAGLES	53	NA	446	8.4	56T	2
OPPONENTS	55	NA	571	10.4	74T	1

KICKOFF RETURNS	NO.	YDS	AVG	LG	TD
POLLARD	21	528	25.1	66	0
STEVENS	16	433	27.1	51	0
ZIEGLER	4	82	20.5	27	0
FERRIS LG	3	76	25.3	30	0
PARMER	2	33	16.5	17	0
CRAFT	1	18	18.0	18	0
SEARS	1	45	45.0	45	0
STRINGER	1	22	22.0	22	0
VAN BUREN	1	12	12.0	12	0
EAGLES	47	1173	25.0	66	0
OPPONENTS	44	1111	25.3	93T	2

SCORING	TD	RU	PA	RT	PAT	FG	S	PTS
WALSTON	3	0	3	0	31/31	11/20	0	82
GRANT	7	0	7	0	0	0	0	42
ZIEGLER	4	2	2	0	0	0	0	24
GOLDSTON	3	3	0	0	0	0	0	18
BREWER	2	2	0	0	0	0	0	12
HUZVAR	2	2	0	0	0	0	0	12
JARMOLUK	2	0	2	0	0	0	0	12
PHIOS	2	0	1	1	0	0	0	12
VAN BUREN	1	0	0	1	0	0	0	8
BAWEL	1	0	0	1	0	0	0	6
CRAFT	1	0	0	1	0	0	0	6
FERRIS LG	1	1	0	0	0	0	0	6
POLLARD	1	1	0	0	0	0	0	6
SEARS	1	0	0	1	0	0	0	6
STEVENS	1	0	0	1	0	0	0	6
EAGLES	31	10	13	8	31/31	11/20	1	252
Opp.	38	10	19	9	31/38	4/14	0	271

**PRO BOWL SELECTIONS:** LB CHUCK BEDNARIK, HB RUSS CRAFT, T FRANK KILROY, E PETE PHIOS





# 1953

## PHILADELPHIA EAGLES STATISTICS



**RECORD:** 7-4-1, 2ND IN EASTERN  
**HEAD COACH:** JIM TRIMBLE

DATE	W/L	SCORE	OPPONENT	ATT.
5-27	L	21-31	AT SAN FRANCISCO	27,819
0-02	T	21-21	WASHINGTON	19,099
0-10	L	13-37	AT CLEVELAND	45,802
0-17	W	23-7	PITTSBURGH	18,681
0-25	W	56-17	AT CHI. CARDINALS	22,064
N-01	W	35-7	AT PITTSBURGH	27,547
N-08	W	30-7	NEW YORK	24,331
N-15	W	45-14	BALTIMORE	27,813
N-21	W	38-0	CHI. CARDINALS	19,402
N-29	L	28-37	AT NEW YORK	20,294
D-06	L	0-10	AT WASHINGTON	21,579
D-13	W	42-27	CLEVELAND	38,654

### TEAM STATISTICS

	EAGLES	OPP.
<b>TOTAL FIRST DOWNS</b> .....	256	186
RUSHING .....	97	69
PASSING .....	144	98
PENALTY .....	15	19
3RD DOWN: MADE/ATT .....	NA	NA
3RD DOWN PCT. ....	NA	NA
4TH DOWN: MADE/ATT .....	NA	NA
4TH DOWN PCT. ....	NA	NA
POSSESSION AVG. ....	NA	NA
<b>TOTAL NET YARDS</b> .....	4811	2998
AVG. PER GAME .....	400.9	249.8
TOTAL PLAYS .....	848	705
AVG. PER PLAY .....	5.7	4.3
<b>NET YARDS RUSHING</b> .....	1722	1117
AVG. PER GAME .....	143.5	93.1
TOTAL RUSHES .....	410	331
<b>NET YARDS PASSING</b> .....	3089	1881
AVG. PER GAME .....	257.4	156.8
SACKED/YARDS LOST .....	268	408
GROSS YARDS .....	3357	2289
ATT./COMPLETIONS .....	438/224	374/167
COMPLETION PCT. ....	51.1	44.7
HAD INTERCEPTED .....	31	24
<b>PUNTS/AVERAGE</b> .....	53/42.4	79/42.5
<b>NET PUNTING AVG.</b> .....	53/37.2	79/38.6
<b>PENALTIES/YARDS</b> .....	84/779	63/606
<b>FUMBLES/BALL LOST</b> .....	37/15	27/17
<b>TOUCHDOWNS</b> .....	49	27
RUSHING .....	22	6
PASSING .....	25	17
RETURNS .....	2	4
<b>SCORE BY PERIODS</b>	Q1 Q2 Q3 Q4 OT PTS	
EAGLES	72 94 68 118 0	352
OPPONENTS	54 41 48 72 0	215

RUSHING	NO.	YDS	AVG	LONG	TD
JOHNSON	83	439	5.3	66T	5
WILLIAMS	61	345	5.7	48T	3
ZIEGLER	83	320	3.9	52	5
PARMER	38	158	4.2	45	2
GIANCANELLI	44	131	3.0	30	1
LEDBETTER	41	120	2.9	32	1
BREWER	17	85	5.0	19	1
BURK	8	54	6.8	32T	3
POLLARD	23	44	1.9	11	0
THOMASON	9	23	2.6	20	1
STRINGER	1	5	5.0	5	0
GAMBOLD	2	-2	-1.0	0	0
<b>EAGLES</b>	<b>410</b>	<b>1722</b>	<b>4.2</b>	<b>66T</b>	<b>22</b>
<b>OPPONENTS</b>	<b>331</b>	<b>1117</b>	<b>3.4</b>	<b>40</b>	<b>6</b>

RECEIVING	NO.	YDS	AVG	LONG	TD
PIHOS	63	1049	16.7	59	10
WALSTON	41	750	18.3	62T	5
WILLIAMS	31	438	14.1	40	1
GIANCANELLI	20	346	17.3	47T	5
ZIEGLER	15	211	14.1	43	0
PARMER	14	89	6.4	15	0
LEDBETTER	13	137	10.5	34T	2
JOHNSON	12	227	18.9	41	2
POLLARD	7	33	4.7	24	0
BREWER	4	43	10.8	16	0
SCHNELKER	4	34	8.5	12	0
<b>EAGLES</b>	<b>224</b>	<b>3357</b>	<b>15.0</b>	<b>62T</b>	<b>25</b>
<b>OPPONENTS</b>	<b>167</b>	<b>2289</b>	<b>13.7</b>	<b>66T</b>	<b>17</b>

INT'S	NO.	YDS	AVG	LONG	TD
BROOKSHIER	8	41	5.1	22	0
BEDNARIK	6	116	19.3	41	1
CRAFT	4	46	11.5	27	0
HUDSON	3	74	24.7	42	0
VAN BUREN	1	13	13.0	13	0
STRINGER	1	7	7.0	7	0
JARMOLUK	1	2	2.0	2	0
<b>EAGLES</b>	<b>24</b>	<b>299</b>	<b>12.5</b>	<b>42</b>	<b>1</b>
<b>OPPONENTS</b>	<b>31</b>	<b>351</b>	<b>11.3</b>	<b>39</b>	<b>1</b>

PUNTING	NO.	YDS	AVG	TB	IN	LG	B
BURK	41	1765	43.0	39.3	0	66	0
BEDNARIK	12	483	40.3	38.1	0	54	0
<b>EAGLES</b>	<b>53</b>	<b>2248</b>	<b>42.4</b>	<b>37.2</b>	<b>1</b>	<b>66</b>	<b>0</b>
<b>OPPONENTS</b>	<b>79</b>	<b>3354</b>	<b>42.5</b>	<b>38.6</b>	<b>7</b>	<b>64</b>	<b>0</b>

PUNT RETURNS	RET	FC	YDS	AVG	LG	TD
POLLARD	20	NA	106	5.3	20	0
WILLIAMS	15	NA	25	1.7	8	0
JOHNSON	5	NA	14	2.8	14	0
GIANCANELLI	4	NA	11	2.8	11	0
HUDSON	2	NA	10	5.0	10	0
<b>EAGLES</b>	<b>46</b>	<b>NA</b>	<b>166</b>	<b>3.6</b>	<b>20</b>	<b>0</b>
<b>OPPONENTS</b>	<b>45</b>	<b>NA</b>	<b>257</b>	<b>5.7</b>	<b>54</b>	<b>0</b>

PASSING	ATT	CMP	YDS	CMP%	Yd/At	TD	TD%	INT	INT%	LONG	SACKS	RATING
THOMASON	304	162	2462	53.3	8.10	21	6.9	20	6.6	62T	NA/129	75.9
BURK	119	56	788	47.1	6.62	4	3.4	9	7.6	61	NA/120	48.6
GAMBOLD	14	6	107	42.9	7.64	0	0.0	2	14.3	41	NA/19	30.1
ZIEGLER	1	0	0	0.0	0.00	0	0.0	0	0.0	0	0/0	39.6
<b>EAGLES</b>	<b>438</b>	<b>224</b>	<b>3357</b>	<b>51.1</b>	<b>7.66</b>	<b>25</b>	<b>5.7</b>	<b>31</b>	<b>7.1</b>	<b>62T</b>	<b>NA/268</b>	<b>66.2</b>
<b>OPPONENTS</b>	<b>374</b>	<b>167</b>	<b>2289</b>	<b>44.7</b>	<b>6.12</b>	<b>17</b>	<b>4.5</b>	<b>24</b>	<b>6.4</b>	<b>66T</b>	<b>NA/408</b>	<b>53.2</b>

KICKOFF RETURNS	NO.	YDS	AVG	LG	TD
WILLIAMS	14	343	24.5	62	0
POLLARD	13	301	23.2	49	0
JOHNSON	4	69	17.3	26	0
GIANCANELLI	2	45	22.5	38	0
HUDSON	1	0	0.0	0	0
PARMER	1	18	18.0	18	0
SCOTT	1	0	0.0	0	0
STRINGER	1	11	11.0	11	0
<b>EAGLES</b>	<b>37</b>	<b>787</b>	<b>21.3</b>	<b>62</b>	<b>0</b>
<b>OPPONENTS</b>	<b>49</b>	<b>1208</b>	<b>24.7</b>	<b>104T</b>	<b>1</b>

SCORING	TD	RU	PA	RT	PAT	FG	S	PTS
WALSTON	5	0	5	0	45/48	4/13	0	87
PIHOS	10	0	10	0			0	60
JOHNSON	7	5	2	0			0	42
GIANCANELLI	6	1	5	0			0	36
ZIEGLER	5	5	0	0			0	30
WILLIAMS	4	3	1	0			0	24
BURK	3	3	0	0			0	18
LEDBETTER	3	1	2	0			0	18
PARMER	2	2	0	0			0	12
BEDNARIK	1	0	0	1			0	6
BREWER	1	1	0	0			0	6
SCOTT	1	0	0	1			0	6
THOMASON	1	1	0	0			0	6
POLLARD	0	0	0	0	1/1	0/2	0	1
<b>EAGLES</b>	<b>49</b>	<b>22</b>	<b>25</b>	<b>2</b>	<b>46/49</b>	<b>4/15</b>	<b>0</b>	<b>352</b>
<b>OPP.</b>	<b>27</b>	<b>6</b>	<b>17</b>	<b>4</b>	<b>26/27</b>	<b>9/18</b>	<b>0</b>	<b>215</b>

**PRO BOWL SELECTIONS:** LB CHUCK BEDNARIK, C KEN FARRAGUT, T FRANK KILROY, E PETE PIHOS, T LUM SNYDER, QB BOBBY THOMASON





# 1954

## PHILADELPHIA EAGLES STATISTICS



**RECORD:** 7-4-1, 2ND IN EASTERN  
**HEAD COACH:** JIM TRIMBLE

DATE	W/L	SCORE	OPPONENT	ATT.
5-26	W	28-10	CLEVELAND	26,546
0-03	W	35-16	AT CHI. CARDINALS	17,084
0-09	W	24-22	PITTSBURGH	37,322
0-17	W	49-21	AT WASHINGTON	22,051
0-23	L	7-17	AT PITTSBURGH	39,075
0-30	L	14-37	GREEN BAY	25,378
N-07	W	30-14	CHI. CARDINALS	21,963
N-14	L	14-27	AT NEW YORK	46,565
N-21	L	0-6	AT CLEVELAND	41,537
N-28	W	41-33	WASHINGTON	18,517
D-05	T	13-13	AT DETROIT	54,939
D-12	W	29-14	NEW YORK	28,449

### TEAM STATISTICS

	EAGLES	OPP.
<b>TOTAL FIRST DOWNS</b> .....	221	171
Rushing.....	66	64
Passing.....	139	84
Penalty.....	16	23
3RD DOWN: MADE/ATT.....	NA	NA
3RD DOWN PCT.....	NA	NA
4TH DOWN: MADE/ATT.....	NA	NA
4TH DOWN PCT.....	NA	NA
POSSESSION AVG.....	NA	NA
<b>TOTAL NET YARDS</b> .....	3803	2747
AVG. PER GAME.....	316.9	228.9
TOTAL PLAYS.....	802	699
AVG. PER PLAY.....	4.7	3.9
<b>NET YARDS RUSHING</b> .....	1196	1063
AVG. PER GAME.....	99.7	88.6
TOTAL RUSHES.....	401	354
<b>NET YARDS PASSING</b> .....	2607	1684
AVG. PER GAME.....	217.3	140.3
SACKED/YARDS LOST.....	375	346
GROSS YARDS.....	2982	2030
ATT./COMPLETIONS.....	401/206	345/143
COMPLETION PCT.....	51.4	41.4
HAD INTERCEPTED.....	30	28
<b>PUNTS/AVERAGE</b> .....	73/40.0	71/42.3
<b>NET PUNTING AVG.</b> .....	73/34.7	71/38.2
<b>PENALTIES/YARDS</b> .....	85/874	58/589
<b>FUMBLES/BALL LOST</b> .....	38/22	32/22
<b>TOUCHDOWNS</b> .....	39	27
Rushing.....	4	8
Passing.....	33	13
Returns.....	2	6

### SCORE BY PERIODS

	Q1	Q2	Q3	Q4	OT	PTS
EAGLES	51	93	69	71	0	284
OPPONENTS	52	43	95	40	0	230

RUSHING	NO.	YDS	AVG	LONG	TD
PARMER	119	408	3.4	24	0
LEDBETTER	81	241	3.0	14	1
WILLIAMS	47	183	3.9	33	1
WORDEN	58	128	2.2	12	1
MOSELLE	29	114	3.9	14	1
GIANCANELLI	33	47	1.4	11	0
THOMASON	10	45	4.5	19	0
BURK	15	18	1.2	15	0
JOHNSON	7	16	2.3	11	0
PIHOS	1	-1	-1.0	-1	0
NORTON	1	-3	-3.0	-3	0
<b>EAGLES</b>	<b>401</b>	<b>1196</b>	<b>3.0</b>	<b>33</b>	<b>4</b>
<b>OPPONENTS</b>	<b>354</b>	<b>1063</b>	<b>3.0</b>	<b>50T</b>	<b>8</b>

RECEIVING	NO.	YDS	AVG	LONG	TD
PIHOS	60	872	14.5	34	10
WILLIAMS	44	668	15.2	84T	3
WALSTON	31	581	18.7	75T	11
MOSELLE	17	242	14.2	38T	2
LEDBETTER	15	192	12.8	48T	3
GIANCANELLI	14	195	13.9	50T	4
PARMER	12	40	3.3	16	0
WORDEN	7	63	9.0	23	0
LUFT	3	59	19.7	30	0
WILLEY	2	50	25.0	37	0
JOHNSON	1	20	20.0	20	0
<b>EAGLES</b>	<b>206</b>	<b>2982</b>	<b>14.5</b>	<b>84T</b>	<b>33</b>
<b>OPPONENTS</b>	<b>143</b>	<b>2030</b>	<b>14.2</b>	<b>72T</b>	<b>13</b>

INT'S	NO.	YDS	AVG	LONG	TD
HUDSON	8	89	11.1	32	0
NORTON	5	110	22.0	69T	1
ROBINSON	4	41	10.3	18	0
KILROY	4	29	7.3	19	0
DOWDA	2	34	17.0	34	0
BARNI	2	0	0.0	0	0
RICHARDSON	1	10	10.0	10	0
BEDNARIK	1	9	9.0	9	0
SHARKEY	1	4	4.0	4	0
<b>EAGLES</b>	<b>28</b>	<b>326</b>	<b>11.6</b>	<b>69T</b>	<b>1</b>
<b>OPPONENTS</b>	<b>30</b>	<b>476</b>	<b>15.9</b>	<b>59T</b>	<b>2</b>

PUNTING	NO.	YDS	AVG	TB	IN	LG	B
BURK	73	2918	40.0	34.7	4	58	0
<b>EAGLES</b>	<b>73</b>	<b>2918</b>	<b>40.0</b>	<b>34.7</b>	<b>4</b>	<b>58</b>	<b>0</b>
<b>OPPONENTS</b>	<b>71</b>	<b>3006</b>	<b>42.3</b>	<b>38.2</b>	<b>1</b>	<b>72</b>	<b>0</b>

PUNT RETURNS	RET	FC	YDS	AVG	LG	TD
WILLIAMS	23	NA	153	6.7	25	0
NORTON	21	NA	89	4.2	18	0
BEDNARIK	2	NA	26	13.0	24	0
BARNI	1	NA	0	0.0	0	0
CIFELLI TM	1	NA	0	0.0	0	0
SHARKEY	1	NA	5	5.0	5	0
<b>EAGLES</b>	<b>49</b>	<b>NA</b>	<b>273</b>	<b>5.6</b>	<b>25</b>	<b>0</b>
<b>OPPONENTS</b>	<b>49</b>	<b>NA</b>	<b>304</b>	<b>6.2</b>	<b>59T</b>	<b>1</b>

KICKOFF RETURNS	NO.	YDS	AVG	LG	TD
GIANCANELLI	17	387	22.8	33	0
LEDBETTER	8	175	21.9	38	0
MOSELLE	7	149	21.3	27	0
JOHNSON	6	152	25.3	34	0
BEDNARIK	3	40	13.3	21	0
SNYDER	2	18	9.0	13	0
ROFFLER	1	19	19.0	19	0
STEVENS	1	6	6.0	6	0
<b>EAGLES</b>	<b>45</b>	<b>946</b>	<b>21.0</b>	<b>38</b>	<b>0</b>
<b>OPPONENTS</b>	<b>52</b>	<b>1235</b>	<b>23.8</b>	<b>99T</b>	<b>2</b>

SCORING	TD	RU	PA	RT	PAT	FG	S	PTS
WALSTON	11	0	11	0	36/39	4/10	0	114
PIHOS	10	0	10	0				60
GIANCANELLI	4	0	4	0				24
LEDBETTER	4	1	3	0				24
WILLIAMS	4	1	3	0				24
MOSELLE	3	1	2	0				18
NORTON	1	0	0	1				6
WILLEY	1	0	0	1				6
WORDEN	1	1	0	0				6
<b>EAGLES</b>	<b>39</b>	<b>4</b>	<b>33</b>	<b>2</b>	<b>36/39</b>	<b>4/10</b>	<b>1</b>	<b>284</b>
<b>OPP.</b>	<b>27</b>	<b>8</b>	<b>13</b>	<b>6</b>	<b>25/27</b>	<b>13/28</b>	<b>2</b>	<b>230</b>

**PRO BOWL SELECTIONS:** LB CHUCK BEDNARIK, QB ADRIAN BURK, T FRANK KILROY, E PETE PIHOS, LB WAYNE ROBINSON, T LUM SNYDER, E NORMAN WILLEY

PASSING	ATT	CMP	YDS	CMP%	YD/AT	TD	TD%	INT	INT%	LONG	SACKS	RATING
BURK	231	123	1740	53.2	7.53	23	10.0	17	7.4	84T	NA/183	80.4
THOMASON	170	83	1242	48.8	7.31	10	5.9	13	7.6	63	NA/192	60.9
<b>EAGLES</b>	<b>401</b>	<b>206</b>	<b>2982</b>	<b>51.4</b>	<b>7.44</b>	<b>33</b>	<b>8.2</b>	<b>30</b>	<b>7.5</b>	<b>84T</b>	<b>NA/375</b>	<b>72.1</b>
<b>OPPONENTS</b>	<b>345</b>	<b>143</b>	<b>2030</b>	<b>41.4</b>	<b>5.88</b>	<b>13</b>	<b>3.8</b>	<b>28</b>	<b>8.1</b>	<b>72T</b>	<b>NA/346</b>	<b>39.9</b>





# 1955

## PHILADELPHIA EAGLES STATISTICS



Record: 4-7-1, T-4TH IN EASTERN  
HEAD COACH: JIM TRIMBLE

DATE	W/L	SCORE	OPPONENT	ATT.
5-24	W	27-17	NEW YORK	29,597
0-01	L	30-31	WASHINGTON	31,891
0-09	L	17-21	AT CLEVELAND	49,974
0-15	L	7-13	AT PITTSBURGH	33,413
0-23	T	24-24	AT CHI. CARDINALS	24,620
0-30	W	24-0	PITTSBURGH	31,164
N-06	L	21-34	AT WASHINGTON	25,741
N-13	W	33-17	CLEVELAND	39,303
N-20	L	7-31	AT NEW YORK	22,075
N-27	L	21-23	LOS ANGELES	31,648
D-04	W	27-3	CHI. CARDINALS	19,478
D-11	L	10-17	AT CHICAGO BEARS	34,783

TEAM STATISTICS		EAGLES	OPP.
TOTAL FIRST DOWNS		219	174
RUSHING		71	89
PASSING		128	69
PENALTY		20	16
3RD DOWN: MADE/ATT		NA	NA
3RD DOWN PCT.		NA	NA
4TH DOWN: MADE/ATT		NA	NA
4TH DOWN PCT.		NA	NA
POSSESSION AVG.		NA	NA
TOTAL NET YARDS		3789	3231
AVG. PER GAME		315.8	269.3
TOTAL PLAYS		792	727
AVG. PER PLAY		4.8	4.4
NET YARDS RUSHING		1317	1637
AVG. PER GAME		109.8	136.4
TOTAL RUSHES		392	455
NET YARDS PASSING		2472	1594
AVG. PER GAME		206.0	132.8
SACKED/YARDS LOST		224	216
GROSS YARDS		2696	1810
ATT./COMPLETIONS		400/198	272/124
COMPLETION PCT.		49.5	45.6
HAD INTERCEPTED		24	16
PUNTS/AVERAGE		61/42.9	74/39.1
NET PUNTING AVG.		61/39.2	74/37.5
PENALTIES/YARDS		61/542	57/463
FUMBLES/BALL LOST		35/21	27/20
TOUCHDOWNS		31	28
RUSHING		9	12
PASSING		19	12
RETURNS		3	3

SCORE BY PERIODS	Q1	Q2	Q3	Q4	OT	PTS
EAGLES	23	61	61	103	0	248
OPPONENTS	69	54	72	36	0	231

PASSING	ATT	CMP	YDS	CMP%	YD/AT	TD	TD%	INT	INT%	LONG	SACKS	RATING
BURK	228	110	1359	48.2	5.96	9	3.9	17	7.5	59	NA/192	49.2
THOMASON	171	88	1337	51.5	7.82	10	5.8	7	4.1	63Y	NA/32	80.0
NORTON	1	0	0	0.0	0.00	0	0.0	0	0.0	0	0/0	39.6
EAGLES	400	198	2696	49.5	6.74	19	4.8	24	6.0	63Y	NA/224	62.3
OPPONENTS	272	124	1810	45.6	6.65	12	4.4	16	5.9	72Y	NA/216	58.0

RUSHING	NO.	YDS	AVG	LONG	TD
GIANCANELLI	97	385	4.0	20	2
GOODE LG	83	297	3.6	36	0
GOODE TM	76	274	3.6	36	0
NORTON	36	144	4.0	23Y	1
BURK	36	132	3.7	30	2
PARMER	34	129	3.8	36	1
WEGERT	26	120	4.6	38	2
BIELSKI	28	67	2.4	8	1
LEDBETTER	21	48	2.3	7	0
THOMASON	17	29	1.7	20	0
JOHNSON	3	1	0.3	4	0
TALIAFERRO	3	-2	-7	0	0
WALSTON	1	-3	-3.0	-3	0
GOLDSTON	14	-7	-5	7	0
EAGLES	392	1317	3.4	38	9
OPPONENTS	455	1637	3.6	51	12

RECEIVING	NO.	YDS	AVG	LONG	TD
PIHOS	62	864	13.9	40Y	7
STRIHLING	38	568	14.9	56	6
WALSTON	27	443	16.4	63Y	3
GIANCANELLI	25	379	15.2	59	1
GOODE LG	11	152	13.8	50	0
GOODE TM	10	137	13.7	50	0
NORTON	11	125	11.4	36Y	1
BIELSKI	8	48	6.0	19	0
LEDBETTER	7	88	12.6	37Y	1
TALIAFERRO	3	17	5.7	14	0
WEGERT	3	17	5.7	12	0
GOLDSTON	2	8	4.0	9	0
BAWEL	1	6	6.0	6	0
PARMER	1	-4	-4.0	-4	0
EAGLES	198	2696	13.6	63Y	19
OPPONENTS	124	1810	14.6	72Y	12

INT'S	NO.	YDS	AVG	LONG	TD
BAWEL	9	168	18.7	42Y	2
HUDSON	3	48	16.0	25	0
BEDNARIK	1	36	36.0	36	0
RICCA LG	1	33	33.0	33	0
BELL	1	30	30.0	30	0
ROBINSON	1	20	20.0	20	0
CARROCCIO LG	1	7	7.0	7	0
NORTON	1	0	0.0	0	0
EAGLES	16	302	18.9	42Y	2
OPPONENTS	24	228	9.5	53	0

PUNTING	NO.	YDS	AVG	TB	IN	LG	B
BURK	61	2615	42.9	39.2	1	75	0
EAGLES	61	2615	42.9	39.2	1	75	0
OPPONENTS	74	2890	39.1	37.5	1	54	1

PUNT RETURNS	RET	FC	YDS	AVG	LG	TD
NORTON	20	NA	33	1.7	13	0
BAWEL	15	NA	32	2.1	17	0
GIANCANELLI	5	NA	30	6.0	15	0
HUDSON	1	NA	0	0.0	0	0
EAGLES	41	NA	95	2.3	17	0
OPPONENTS	36	NA	206	5.7	66Y	1

KICKOFF RETURNS	NO.	YDS	AVG	LG	TD
GIANCANELLI	11	267	24.3	29	0
BAWEL	8	169	21.1	41	0
NORTON	8	281	35.1	96Y	1
WEGERT	4	87	21.8	28	0
SNYDER	3	34	11.3	14	0
GOODE LG	2	36	18.0	20	0
GOODE TM	2	36	18.0	20	0
LEDBETTER	1	21	21.0	21	0
SHARKEY TM	1	11	11.0	11	0
TALIAFERRO	1	16	16.0	16	0
EAGLES	39	922	23.6	96Y	1
OPPONENTS	40	987	24.7	61	0

SCORING	TD	RU	PA	RT	PAT	FG	S	PTS
BIELSKI	1	1	0	0	23/24	9/23	0	56
PIHOS	7	0	7	0			0	42
STRIHLING	6	0	6	0			0	36
WALSTON	3	0	3	0	6/7	2/3	0	30
GIANCANELLI	3	2	1	0			0	18
NORTON	3	1	1	1			0	18
BAWEL	2	0	0	2			0	12
BURK	2	2	0	0			0	12
WEGERT	2	2	0	0			0	12
LEDBETTER	1	0	1	0			0	6
PARMER	1	1	0	0			0	6
EAGLES	31	9	19	3	29/31	11/26	0	248
OPP.	28	12	12	4	27/28	12/23	0	231

PRO BOWL SELECTIONS: QB ADRIAN BURK, E PETE PIHOS, LB WAYNE ROBINSON, QB BOBBY THOMASON, T JIM WEATHERALL, E NORMAN WILLEY





# 1956

## PHILADELPHIA EAGLES STATISTICS



**RECORD: 3-8-1, 6TH IN EASTERN**  
**HEAD COACH: HUGH DEVORE**

DATE	W/L	SCORE	OPPONENT	ATT.
5-30	L	7-27	AT LOS ANGELES	54,412
0-06	W	13-9	WASHINGTON	26,607
0-14	W	35-21	AT PITTSBURGH	31,375
0-21	L	6-20	CHI. CARDINALS	36,545
0-28	L	3-20	AT NEW YORK	40,960
N-04	L	17-28	AT CHI. CARDINALS	27,609
N-11	W	14-7	PITTSBURGH	22,652
N-18	L	0-16	CLEVELAND	25,894
N-25	T	10-10	SAN FRANCISCO	19,326
D-02	L	14-17	AT CLEVELAND	20,654
D-09	L	17-19	AT WASHINGTON	22,333
D-15	L	7-21	NEW YORK	16,562

### TEAM STATISTICS EAGLES OPP.

<b>TOTAL FIRST DOWNS</b> .....	160	200
Rushing.....	73	110
Passing.....	74	69
Penalty.....	13	21
3rd Down: Made/Att.....	NA	NA
3rd Down Pct.....	NA	NA
4th Down: Made/Att.....	NA	NA
4th Down Pct.....	NA	NA
<b>POSSESSION AVG.</b> .....	NA	NA
<b>TOTAL NET YARDS</b> .....	2654	3226
Avg. Per Game.....	221.2	268.8
TOTAL PLAYS.....	667	756
Avg. Per Play.....	4.0	4.3
<b>NET YARDS RUSHING</b> .....	1377	1893
Avg. Per Game.....	114.8	157.8
TOTAL RUSHES.....	418	513
<b>NET YARDS PASSING</b> .....	1277	1333
Avg. Per Game.....	106.4	111.1
SACKED/YARDS LOST.....	279	173
GROSS YARDS.....	1556	1506
ATT./COMPLETIONS.....	249/122	243/114
COMPLETION PCT.....	49.0	46.9
HAD INTERCEPTED.....	27	16
<b>PUNTS/AVERAGE</b> .....	68/41.8	68/41.0
<b>NET PUNTING AVG.</b> .....	68/37.6	68/36.0
<b>PENALTIES/YARDS</b> .....	59/542	76/686
<b>FUMBLES/BALL LOST</b> .....	25/11	17/11
<b>TOUCHDOWNS</b> .....	18	25
Rushing.....	11	10
Passing.....	6	15
Returns.....	1	0

SCORE BY PERIODS	Q1	Q2	Q3	Q4	OT	PTS
EAGLES	44	34	31	34	0	143
OPPONENTS	31	56	59	69	0	215

PASSING	ATT	CMP	Yds	CMP%	Yd/At	TD	TD%	INT	INT%	LONG	SACKS	RATING
THOMASON	164	82	1119	50.0	6.82	4	2.4	21	12.8	52	NA/166	40.7
BURK	82	39	426	47.6	5.20	1	1.2	6	7.3	40	NA/113	36.9
SCHAEFER	3	1	11	33.3	3.67	1	33.3	0	0.0	111	0/0	84.7
EAGLES	249	122	1556	49.0	6.25	6	2.4	27	10.8	52	NA/279	37.4
OPPONENTS	243	114	1506	46.9	6.20	15	6.2	16	6.6	64T	NA/173	60.1

RUSHING	NO.	YDS	AVG	LONG	TD
KELLER	112	433	3.9	51T	4
SCHAEFER	102	320	3.1	11	2
BIELSKI	52	162	3.1	15	1
GIANCANELLI	42	148	3.5	21	1
WEGERT	47	127	2.7	19	1
BERZINSKI	15	72	4.8	20	0
BURK	17	61	3.6	11	0
THOMASON	21	48	2.3	19	2
B. SMITH LG	11	18	1.6	7	0
B. SMITH TM	9	8	0.9	5	0
PARMER	1	-2	-2.0	-2	0
EAGLES	418	1377	3.3	51T	11
OPPONENTS	513	1893	3.7	46	10

RECEIVING	NO.	YDS	AVG	LONG	TD
WALSTON	39	590	15.1	51T	3
SCHAEFER	13	117	9.0	27	0
RETZLAFF	12	159	13.3	20	0
BURNINE LG	10	208	20.8	52	2
BURNINE TM	10	208	20.8	52	2
BREDICE	10	146	14.6	40T	1
GIANCANELLI	10	104	10.4	18	0
BIELSKI	8	63	7.9	17	0
KELLER	7	36	5.1	13	0
WEGERT	6	46	7.7	19	0
BERZINSKI	3	35	11.7	17	0
STRIBLING	2	11	5.5	7	0
ROCKY RYAN	1	31	31.0	31	0
RILEY	1	10	10.0	10	0
EAGLES	122	1556	12.8	52	6
OPPONENTS	114	1506	13.2	64T	15

INT'S	NO.	YDS	AVG	LONG	TD
BELL	4	61	15.3	33	1
RILEY	3	57	19.0	31	0
NORTON	2	34	17.0	23	0
BEDNARIK	2	0	0.0	0	0
BAWEL	1	33	33.0	33	0
BROOKSHIER	1	31	31.0	31	0
ROCKY RYAN	1	17	17.0	17	0
SCOTT	1	12	12.0	12	0
CAMPBELL	1	1	1.0	1	0
EAGLES	16	246	15.4	33	1
OPPONENTS	27	365	13.5	42	0

PUNTING	NO.	YDS	AVG	TB	IN	LG	B
BURK	68	2843	41.8	37.6	0	62	1
EAGLES	68	2843	41.8	37.6	0	62	1
OPPONENTS	68	2787	41.0	36.0	5	64	0

PUNT RETURNS	RET	FC	YDS	AVG	LG	TD
RILEY	17	NA	73	4.3	35	0
KELLER	15	NA	146	9.7	40	0
GIANCANELLI	4	NA	22	5.5	18	0
EAGLES	36	NA	241	6.7	40	0
OPPONENTS	50	NA	283	5.7	29	0

KICKOFF RETURNS	NO.	YDS	AVG	LG	TD
KELLER	15	353	23.5	32	0
RILEY	15	381	25.4	59	0
GIANCANELLI	8	187	23.4	31	0
PELLEGRINI	2	47	23.5	26	0
WILLEY	2	32	16.0	20	0
BAWEL	1	25	25.0	25	0
BEDNARIK	1	17	17.0	17	0
NORTON	1	31	31.0	31	0
B. SMITH LG	1	14	14.0	14	0
EAGLES	45	1073	23.8	59	0
OPPONENTS	27	666	24.7	56	0

SCORING	TD	RU	PA	RT	PAT	FG	S	PTS
WALSTON	3	0	3	0	17/18	6/13	0	53
KELLER	4	4	0	0			0	24
BURNINE LG	2	0	2	0			0	12
BURNINE TM	2	0	2	0			0	12
SCHAEFER	2	2	0	0			0	12
THOMASON	2	2	0	0			0	12
BELL	1	0	0	1			0	6
BIELSKI	1	1	0	0	0/0	0/1	0	6
BREDICE	1	0	1	0			0	6
GIANCANELLI	1	1	0	0			0	6
WEGERT	1	1	0	0			0	6
EAGLES	18	11	6	1	17/18	6/14	0	143
OPP.	25	10	15	0	23/25	14/21	0	215

**PRO BOWL SELECTIONS:** LB CHUCK BEDNARIK, T  
 BUCK LANSFORD, QB BOBBY THOMASON, T JIM  
 WEATHERALL





# 1957

## PHILADELPHIA EAGLES STATISTICS



**RECORD: 4-8, 5TH IN EASTERN**  
**HEAD COACH: HUGH DEVORE**

DATE	W/L	SCORE	OPPONENT	ATT.
5-29	L	13-17	AT LOS ANGELES	62,506
0-05	L	20-24	NEW YORK	28,342
0-13	L	7-24	AT CLEVELAND	53,493
0-20	W	17-7	CLEVELAND	22,443
0-27	L	0-6	AT PITTSBURGH	27,016
N-03	W	38-21	AT CHI. CARDINALS	18,718
N-10	L	16-27	DETROIT	29,320
N-17	L	0-13	AT NEW YORK	42,845
N-24	W	21-12	WASHINGTON	20,730
D-01	W	7-6	PITTSBURGH	16,364
D-08	L	7-42	AT WASHINGTON	21,304
D-14	L	27-31	CHI. CARDINALS	12,555

TEAM STATISTICS	EAGLES	OPP.
TOTAL FIRST DOWNS	149	199
RUSHING	80	83
PASSING	51	94
PENALTY	18	22
3RD DOWN: MADE/ATT	NA	NA
3RD DOWN PCT.	NA	NA
4TH DOWN: MADE/ATT	NA	NA
4TH DOWN PCT.	NA	NA
POSSESSION AVG.	NA	NA
TOTAL NET YARDS	2737	3683
AVG. PER GAME	228.1	306.9
TOTAL PLAYS	628	708
AVG. PER PLAY	4.4	5.2
NET YARDS RUSHING	1582	1714
AVG. PER GAME	131.8	142.8
TOTAL RUSHES	424	451
NET YARDS PASSING	1155	1969
AVG. PER GAME	96.3	164.1
SACKED/YARDS LOST	224	114
GROSS YARDS	1379	2083
ATT./COMPLETIONS	204/99	257/133
COMPLETION PCT.	48.5	51.8
HAD INTERCEPTED	23	17
PUNTS/AVERAGE	68/41.1	58/42.8
NET PUNTING AVG.	68/35.4	58/37.6
PENALTIES/YARDS	75/654	65/642
FUMBLES/BALL LOST	25/16	26/19
TOUCHDOWNS	21	27
RUSHING	9	15
PASSING	10	10
RETURNS	2	2
SCORE BY PERIODS	Q1 Q2 Q3 Q4 OT PTS	
EAGLES	37 36 27 73 0	173
OPPONENTS	34 94 51 51 0	230

PASSING	ATT	CMP	YDS	CMP%	Yd/At	TD	INT	INT%	LONG	SACKS	RATING
THOMASON	92	46	630	50.0	6.85	4	4.3	10	10.9	67T	NA/46 47.2
JURGENSEN	70	33	470	47.1	6.71	5	7.1	8	11.4	61T	NA/88 53.6
DOROW	36	17	212	47.2	5.89	1	2.8	4	11.1	49	NA/90 35.6
PEAKS	3	2	56	66.7	18.67	0	0.0	1	33.3	37	0/0 70.1
BARNES	1	0	0	0.0	0.00	0	0.0	0	0.0	0	0/0 39.6
McDONALD	1	1	11	100.0	11.00	0	0.0	0	0.0	11	0/0 112.5
NORTON	1	0	0	0.0	0.00	0	0.0	0	0.0	0	0/0 39.6
EAGLES	204	99	1379	48.5	6.76	10	4.9	23	11.3	67T	NA/224 47.4
OPPONENTS	257	133	2083	51.8	8.11	10	3.9	17	6.6	64	NA/114 64.4

RUSHING	NO.	YDS	AVG	LONG	TD
BARNES	143	529	3.7	41	1
PEAKS	125	495	4.0	35	1
KELLER	57	195	3.4	15	0
WORDEN	42	133	3.2	17	0
NORTON	2	73	36.5	61	0
THOMASON	15	62	4.1	19	3
DOROW	17	52	3.1	14	2
McDONALD	12	36	3.0	22	0
WALSTON	1	7	7.0	7	0
YOUNGELMAN	0	3	---	3	0
JURGENSEN	10	-3	-3	8	2
EAGLES	424	1582	3.7	61	9
OPPONENTS	451	1714	3.8	64T	15

RECEIVING	NO.	YDS	AVG	LONG	TD
BARNES	19	212	11.2	67T	1
STRIBLING	14	194	13.9	58T	1
WALSTON	11	266	24.2	49	1
PEAKS	11	99	9.0	53	0
RETZLAFF	10	120	12.0	28	0
McDONALD	9	228	25.3	61T	3
BIELSKI	8	81	10.1	19	2
BURNINE	7	63	9.0	16	0
ROCKY RYAN	4	91	22.8	46T	2
KELLER	4	31	7.8	30	0
WORDEN	1	3	3.0	3	0
GAONA	1	-9	-9.0	-9	0
EAGLES	99	1379	13.9	67T	10
OPPONENTS	133	2083	15.7	64	10

INT'S	NO.	YDS	AVG	LONG	TD
NORTON	4	155	38.8	99T	1
BROOKSHIER	4	74	18.5	40	0
Jl. HARRIS	3	99	33.0	65T	1
BEDNARIK	3	51	17.0	37	0
BELL	2	38	19.0	38	0
WYDO	1	25	25.0	25	0
EAGLES	17	442	26.0	99T	2
OPPONENTS	23	340	14.8	55	1

PUNTING	NO.	YDS	AVG	TB	IN	LG	B
NORTON	68	2798	41.1	35.4	2	63	1
EAGLES	68	2798	41.1	35.4	2	63	1
OPPONENTS	58	2481	42.8	37.6	5	59	1

PUNT RETURNS	RET	FC	YDS	AVG	LG	TD
McDONALD	26	NA	127	4.9	28	0
KELLER	9	NA	59	6.6	38	0
Jl. HARRIS	1	NA	0	0.0	0	0
NORTON	1	NA	13	13.0	13	0
EAGLES	37	NA	199	5.4	38	0
OPPONENTS	45	NA	351	7.8	36	0

KICKOFF RETURNS	NO.	YDS	AVG	LG	TD
KELLER	15	320	21.3	37	0
McDONALD	11	304	27.6	50	0
PEAKS	5	98	19.6	27	0
WORDEN	4	63	15.8	19	0
BIELSKI	2	11	5.5	10	0
NORTON	2	33	16.5	18	0
BELL	1	7	7.0	7	0
WYDO	1	2	2.0	2	0
EAGLES	41	838	20.4	50	0
OPPONENTS	31	737	23.8	42	0

SCORING	TD	RU	PA	RT	PAT	FG	S	PTS
WALSTON	1	0	1	0	20/21	9/12	0	53
McDONALD	3	0	3	0			0	18
THOMASON	3	3	0	0			0	18
BARNES	2	1	1	0			0	12
BIELSKI	2	0	2	0	0/0	0/2	0	12
DOROW	2	2	0	0			0	12
JURGENSEN	2	2	0	0			0	12
ROCKY RYAN	2	0	2	0			0	12
Jl. HARRIS	1	0	1	0			0	6
NORTON	1	0	1	0			0	6
PEAKS	1	1	0	0			0	6
STRIBLING	1	0	1	0			0	6
EAGLES	21	9	10	2	20/21	9/14	0	173
OPP.	27	15	10	2	26/27	14/29	0	230

**PRO BOWL SELECTIONS:** FB BILL BARNES, LB  
 CHUCK BEDNARIK, S JERRY NORTON, E TOM SCOTT





# 1958

## PHILADELPHIA EAGLES STATISTICS



**RECORD: 2-9-1, T-5TH IN EASTERN**  
**HEAD COACH: BUCK SHAW**

DATE	W/L	SCORE	OPPONENT	ATT.
5-28	L	14-24	WASHINGTON	36,850
9-05	W	27-24	NEW YORK	23,178
9-12	L	3-24	AT PITTSBURGH	23,153
9-19	L	24-30	SAN FRANCISCO	33,110
9-26	L	35-38	AT GREEN BAY	31,043
10-02	T	21-21	AT CHI. CARDINALS	17,486
10-09	L	24-31	PITTSBURGH	26,306
10-16	W	49-21	CHI. CARDINALS	18,315
10-23	L	14-28	AT CLEVELAND	51,319
10-30	L	10-24	AT NEW YORK	35,438
11-07	L	14-21	CLEVELAND	36,773
11-14	L	0-20	AT WASHINGTON	22,621

### TEAM STATISTICS

	EAGLES	OPP.
<b>TOTAL FIRST DOWNS</b> .....	222	225
RUSHING.....	72	101
PASSING.....	125	100
PENALTY.....	25	24
3RD DOWN: MADE/ATT.....	NA	NA
3RD DOWN PCT.....	NA	NA
4TH DOWN: MADE/ATT.....	NA	NA
4TH DOWN PCT.....	NA	NA
<b>POSSESSION AVG.</b> .....	NA	NA
<b>TOTAL NET YARDS</b> .....	3790	4047
AVG. PER GAME.....	315.8	337.3
<b>TOTAL PLAYS</b> .....	736	777
AVG. PER PLAY.....	5.1	5.2
<b>NET YARDS RUSHING</b> .....	1093	1929
AVG. PER GAME.....	91.1	160.8
<b>TOTAL RUSHES</b> .....	334	488
<b>NET YARDS PASSING</b> .....	2697	2118
AVG. PER GAME.....	224.8	176.5
SACKED/YARDS LOST.....	75	126
GROSS YARDS.....	2772	2244
ATT./COMPLETIONS.....	402/214	289/138
COMPLETION PCT.....	53.2	47.8
HAD INTERCEPTED.....	21	15
<b>PUNTS/AVERAGE</b> .....	54/41.2	53/43.1
<b>NET PUNTING AVG.</b> .....	54/33.4	53/36.1
<b>PENALTIES/YARDS</b> .....	55/570	74/722
<b>FUMBLES/BALL LOST</b> .....	41/22	18/12
<b>TOUCHDOWNS</b> .....	31	39
RUSHING.....	13	15
PASSING.....	18	22
RETURNS.....	0	2

SCORE BY PERIODS	Q1	Q2	Q3	Q4	OT	PTS
EAGLES	65	69	38	63	0	235
OPPONENTS	75	117	62	52	0	306

PASSING	ATT	CMP	YDS	CMP%	YD/AT	TD	TD%	INT	INT%	LONG	SACKS	RATING
VAN BROCKLIN	374	198	2409	52.9	6.44	15	4.0	20	5.3	91T	NA/46	64.1
JURGENSEN	22	12	259	54.5	11.77	0	0.0	1	4.5	61	NA/29	77.6
BARNES	6	4	104	66.7	17.33	3	50.0	0	0.0	71T	0/0	149.3
EAGLES	402	214	2772	53.2	6.90	18	4.5	21	5.2	91T	NA/75	68.3
OPPONENTS	289	138	2244	47.8	7.76	22	7.6	15	5.2	71T	NA/126	78.0

RUSHING	NO.	YDS	AVG	LONG	TD
BARNES	156	551	3.5	70T	7
PEAKS	115	386	3.4	23	3
WELLS	24	92	3.8	12	1
KOWALCZYK	17	43	2.5	17	1
MYERS	9	23	2.6	15	0
VAN BROCKLIN	8	5	0.6	2	1
JURGENSEN	1	1	1.0	1	0
McDONALD	3	-4	-1.3	5	0
RETZLAFF	1	-4	-4.0	-4	0

EAGLES	334	1093	3.3	70T	13
OPPONENTS	488	1929	4.0	55T	15

RECEIVING	NO.	YDS	AVG	LONG	TD
RETZLAFF	56	766	13.7	49	2
BARNES	35	423	12.1	33	0
McDONALD	29	603	20.8	91T	9
PEAKS	29	248	8.6	33T	2
BIELSKI	23	234	10.2	30	1
WALSTON	21	298	14.2	71T	3
KOWALCZYK	8	72	9.0	15	0
WELLS	4	49	12.3	21	0
MYERS	4	25	6.3	13	0
MITCHAM	3	39	13.0	20	1
NACRELLI	2	15	7.5	11	0
EAGLES	214	2772	13.0	91T	18
OPPONENTS	138	2244	16.3	71T	22

INT'S	NO.	YDS	AVG	LONG	TD
PELLEGRINI	4	90	22.5	40	0
BELL	2	33	16.5	33	0
SCOTT	2	15	7.5	10	0
RYAN TM	1	38	38.0	38	0
HUDSON	1	15	15.0	15	0
RILEY	1	8	8.0	8	0
KOMAN	1	5	5.0	5	0
KOWALCZYK	1	2	2.0	2	0
BROOKSHIER	1	0	0.0	0	0
NORTON	1	0	0.0	0	0
EAGLES	15	206	13.7	40	0
OPPONENTS	21	242	11.5	39	0

PUNTING	NO.	YDS	AVG	TB	IN	LG	B
VAN BROCKLIN	54	2225	41.2	33.4	3	58	1
EAGLES	54	2225	41.2	33.4	3	58	1
OPPONENTS	53	2285	43.1	36.1	2	66	0

PUNT RETURNS	RET	FC	YDS	AVG	LG	TD
WELLS	19	NA	158	8.3	65	0
McDONALD	18	NA	135	7.5	35	0
RILEY	7	NA	27	3.9	10	0
KOMAN	1	NA	5	5.0	5	0
NORTON	1	NA	8	8.0	8	0
RYAN TM	1	NA	0	0.0	0	0
EAGLES	47	NA	333	7.1	65	0
OPPONENTS	41	NA	363	8.9	68T	1

KICKOFF RETURNS	NO.	YDS	AVG	LG	TD
McDONALD	14	262	18.7	32	0
WELLS	14	336	24.0	44	0
RILEY	9	205	22.8	35	0
BIELSKI	5	66	13.2	18	0
JACOBS	2	24	12.0	20	0
KOMAN	1	7	7.0	7	0
EAGLES	45	900	20.0	44	0
OPPONENTS	40	961	24.0	98T	1

SCORING	TD	RU	PA	RT	PAT	FG	S	PTS
WALSTON	3	0	3	0	31/31	6/14	0	67
McDONALD	9	0	9	0			0	54
BARNES	7	0	0	0			0	42
PEAKS	5	3	2	0			0	30
RETZLAFF	2	0	2	0			0	12
BIELSKI	1	0	1	0			0	6
KOWALCZYK	1	1	0	0			0	6
MITCHAM	1	0	1	0			0	6
VAN BROCKLIN	1	0	0	0			0	6
WELLS	1	1	0	0			0	6
EAGLES	31	13	18	0	31/31	6/14	0	235
OPP.	39	15	22	2	39/39	11/23	0	306

**PRO BOWL SELECTIONS:** FB BILL BARNES, WR TOMMY McDONALD, S JERRY NORTON, E PETE RETZLAFF, E TOM SCOTT, QB NORMAN VAN BROCKLIN





# 1959

## PHILADELPHIA EAGLES STATISTICS



**RECORD: 7-5, T-2ND IN EASTERN**  
**HEAD COACH: BUCK SHAW**

DATE	W/L	SCORE	OPPONENT	ATT.
5-27	L	14-24	AT SAN FRANCISCO	41,697
0-04	W	49-21	NEW YORK	27,023
0-11	W	28-24	PITTSBURGH	27,343
0-18	L	7-24	AT NEW YORK	68,783
0-25	W	28-24	AT CHI. CARDINALS	20,112
N-01	W	30-23	WASHINGTON	39,854
N-08	L	7-28	AT CLEVELAND	58,275
N-15	W	27-17	CHI. CARDINALS	28,887
N-22	W	23-20	LOS ANGELES	47,425
N-29	L	0-31	AT PITTSBURGH	22,191
D-06	W	34-14	AT WASHINGTON	24,325
D-13	L	21-28	CLEVELAND	45,952

RUSHING	NO.	YDS	AVG	LONG	TD
BARNES	181	687	3.8	61T	7
PEAKS	124	451	3.6	34	3
SAPP	41	145	3.5	17	1
KOWALCZYK	26	37	1.4	6	0
VAN BROCKLIN	11	13	1.2	12	2
WALSTON	2	8	4.0	7	0
PAGLIEI	2	-5	-2.5	1	0
MCDONALD	2	-10	-5.0	-4	0
RETZLAFF	2	-11	-5.5	-5	0
EAGLES	391	1315	3.4	61T	13
OPPONENTS	429	2068	4.8	80T	15

KICKOFF RETURNS	NO.	YDS	AVG	LG	TD
MCDONALD	24	444	18.5	36	0
POWELL	14	379	27.1	95	0
WILSON	2	4	2.0	4	0
DELUCCA	1	0	0.0	0	0
NOCERA	1	15	15.0	15	0
EAGLES	42	842	20.0	95	0
OPPONENTS	37	819	22.1	34	0

SCORING	TD	RU	PA	RT	PAT	FG	S	PTS
MCDONALD	11	0	10	1				66
BARNES	9	7	2	0				54
WALSTON	3	0	3	0	33/34	0/1	0	51
COTHREN	0	0	0	0	1/1	8/18	0	25
PEAKS	3	3	0	0				18
VAN BROCKLIN	2	0	0	0				12
BIELSKI	1	0	1	0	0/0	0/5	0	6
HUTH	1	0	0	1				6
OWENS	1	0	0	1				6
POWELL	1	0	0	1				6
RETZLAFF	1	0	1	0				6
SAPP	1	1	0	0				6
WEBER	1	0	0	1				6
EAGLES	35	13	17	5	34/35	8/24	0	268
OPP.	36	15	17	4	35/36	9/20	0	278

TEAM STATISTICS	EAGLES	OPP.
TOTAL FIRST DOWNS	211	220
RUSHING	78	103
PASSING	120	101
PENALTY	13	16
3RD DOWN: MADE/ATT	NA	NA
3RD DOWN PCT.	NA	NA
4TH DOWN: MADE/ATT	NA	NA
4TH DOWN PCT.	NA	NA
POSSESSION AVG.	NA	NA
TOTAL NET YARDS	3887	3938
AVG. PER GAME	323.9	328.2
TOTAL PLAYS	743	721
AVG. PER PLAY	5.2	5.5
NET YARDS RUSHING	1315	2068
AVG. PER GAME	109.6	172.3
TOTAL RUSHES	391	429
NET YARDS PASSING	2572	1870
AVG. PER GAME	214.3	155.8
SACKED/YARDS LOST	NA/72	NA/204
GROSS YARDS	2644	2074
ATT./COMPLETIONS	352/194	292/144
COMPLETION PCT.	55.1	49.3
HAD INTERCEPTED	16	20
PUNTS/AVERAGE	54/42.7	48/41.1
NET PUNTING AVG.	54/36.2	48/34.9
PENALTIES/YARDS	52/501	47/457
FUMBLES/BALL LOST	26/8	28/20
TOUCHDOWNS	35	36
RUSHING	13	15
PASSING	17	17
RETURNS	5	4

SCORE BY PERIODS	Q1	Q2	Q3	Q4	OT	PTS
EAGLES	34	106	59	69	0	268
OPPONENTS	55	88	42	93	0	278

RECEIVING	NO.	YDS	AVG	LONG	TD
MCDONALD	47	846	18.0	71	10
RETZLAFF	34	595	17.5	45	1
BARNES	32	314	9.8	47T	2
PEAKS	28	209	7.5	23	0
WALSTON	16	279	17.4	40	3
BIELSKI	15	264	17.6	57	1
KOWALCZYK	9	33	3.7	13	0
SAPP	6	47	7.8	13	0
MACAFEE TM	5	48	9.6	14	0
PAGLIEI	2	9	4.5	11	0
EAGLES	194	2644	13.6	71	17
OPPONENTS	144	2074	14.4	51	17

INT'S	NO.	YDS	AVG	LONG	TD
CARR	5	65	13.0	26	0
PELLEGRINI	3	42	14.0	39	0
POWELL	3	17	5.7	17	0
BROOKSHIER	3	13	4.3	8	0
WEBER	2	8	4.0	8	0
JOHNSON	1	22	22.0	22	0
M. CAMPBELL	1	0	0.0	0	0
KHAYAT	1	0	0.0	0	0
RILEY	1	0	0.0	0	0
EAGLES	20	167	8.4	39	0
OPPONENTS	16	360	22.5	70T	2

PUNTING	NO.	YDS	AVG	TB	IN	LG	B
VAN BROCKLIN	53	2263	42.7	36.2	2	59	1
PAGLIEI	1	45	45.0	45.0	0	45	0
EAGLES	54	2308	42.7	36.2	2	59	1
OPPONENTS	48	1975	41.1	34.9	3	60	0

PUNT RETURNS	RET	FC	YDS	AVG	LG	TD
MCDONALD	21	NA	115	5.5	81T	1
POWELL	15	NA	124	8.3	58T	1
EAGLES	36	NA	239	6.6	81T	2
OPPONENTS	40	NA	312	7.8	65	1

PASSING	ATT	CMP	YDS	CMP%	YD/AT	TD	TD%	INT	INT%	LONG	SACKS	RATING
VAN BROCKLIN	340	191	2617	56.2	7.70	16	4.7	14	4.1	71	NA/72	79.5
BARNES	7	0	0	0.0	0.00	0	0.0	2	28.6	0	0/0	0.0
JURGENSEN	5	3	27	60.0	5.40	1	20.0	0	0.0	19T	0/0	114.2
EAGLES	352	194	2644	55.1	7.51	17	4.8	16	4.5	71	NA/72	76.5
OPPONENTS	292	144	2074	49.3	7.10	17	5.8	20	6.8	51	NA/204	63.6

**PRO BOWL SELECTIONS:** FB BILL BARNES, CB TOM BROOKSHIER, T MARION CAMPBELL, WR TOMMY MCDONALD, T JESS RICHARDSON, QB NORMAN VAN BROCKLIN





# 1960

## PHILADELPHIA EAGLES STATISTICS



RECORD: 10-2, 1ST IN EASTERN  
HEAD COACH: BUCK SHAW

DATE	W/L	SCORE	OPPONENT	ATT.
S-25	L	24-41	CLEVELAND	56,303
S-30	W	27-25	AT DALLAS	18,500
O-09	W	31-27	ST. LOUIS	33,701
O-16	W	28-10	DETROIT	38,065
O-23	W	31-29	AT CLEVELAND	64,850
N-06	W	34-7	PITTSBURGH	58,324
N-13	W	19-13	WASHINGTON	39,361
N-20	W	17-10	AT NEW YORK	63,571
N-27	W	31-23	NEW YORK	60,547
D-04	W	20-6	AT ST. LOUIS	21,358
D-11	L	21-27	AT PITTSBURGH	22,101
D-18	W	38-28	AT WASHINGTON	20,558
NFL CHAMPIONSHIP				
D-26	W	17-13	GREEN BAY	67,325

TEAM STATISTICS		EAGLES	OPP.
TOTAL FIRST DOWNS		190	205
RUSHING		54	117
PASSING		121	81
PENALTY		15	7
3RD DOWN: MADE/ATT		NA	NA
3RD DOWN PCT.		NA	NA
4TH DOWN: MADE/ATT		NA	NA
4TH DOWN PCT.		NA	NA
POSSESSION AVG.		NA	NA
TOTAL NET YARDS		3950	4027
AVG. PER GAME		329.2	335.6
TOTAL PLAYS		NA	NA
AVG. PER PLAY		NA	NA
NET YARDS RUSHING		1134	2200
AVG. PER GAME		94.5	183.3
TOTAL RUSHES		351	449
NET YARDS PASSING		2816	1827
AVG. PER GAME		234.7	152.3
SACKED/YARDS LOST		NA/141	NA/157
GROSS YARDS		2957	1984
ATT./COMPLETIONS		331/177	283/139
COMPLETION PCT.		53.5	49.1
HAD INTERCEPTED		20	30
PUNTS/AVERAGE		60/43.1	48/43.6
NET PUNTING AVG.		NA/NA	NA/NA
PENALTIES/YARDS		57/544	54/597
FUMBLES/BALL LOST		24/10	31/15
TOUCHDOWNS		40	29
RUSHING		9	14
PASSING		29	14
RETURNS		2	1

SCORE BY PERIODS	Q1	Q2	Q3	Q4	OT	PTS
EAGLES	51	78	44	148	0	321
OPPONENTS	74	62	53	57	0	246

PASSING	ATT	CMP	YDS	CMP%	Yd/Att	TD	TD%	INT	INT%	LONG	SACKS	RATING
VAN BROCKLIN	284	153	2471	53.9	8.70	24	8.5	17	6.0	64T	NA/96	86.5
JURGENSEN	44	24	486	54.5	11.05	5	11.4	1	2.3	71	NA/45	122.0
BARNES	3	0	0	0.0	0.00	0	0.0	2	66.7	0	0/0	0.0
EAGLES	331	177	2957	53.5	8.93	29	8.8	20	6.0	71	NA/141	87.9
OPPONENTS	283	139	1984	49.1	7.01	14	4.9	30	10.6	86T	NA/157	49.1

RUSHING	NO.	YDS	AVG	LONG	TD
PEAKS	86	465	5.4	57	3
BARNES	117	315	2.7	23T	4
DEAN	113	304	2.7	32	0
BROWN	9	35	3.9	13	2
SAPP	9	20	2.2	7	0
JURGENSEN	4	5	1.3	9	0
RETZLAFF	2	3	1.5	7	0
VAN BROCKLIN	11	-13	-1.2	1	0
EAGLES	351	1134	3.2	57	9
OPPONENTS	449	2200	4.9	87T	14

RECEIVING	NO.	YDS	AVG	LONG	TD
RETZLAFF	46	826	18.0	57T	5
MCDONALD	39	801	20.5	64T	13
WALSTON	30	563	18.8	49T	4
BARNES	19	132	6.9	16	2
DEAN	15	218	14.5	49T	3
PEAKS	14	116	8.3	34	0
BROWN	9	247	27.4	71	2
LUCAS	3	34	11.3	19	0
SAPP	2	20	10.0	14	0
EAGLES	177	2957	16.7	71	29
OPPONENTS	139	1984	14.3	86T	14

INT'S	NO.	YDS	AVG	LONG	TD
BURROUGHS	9	124	13.8	46	0
WEBER	6	48	8.0	13	0
FREEMAN	4	67	16.8	48	0
BAUGHAN	3	50	16.7	18	0
JOHNSON	3	34	11.3	33	0
CARR	2	4	2.0	4	0
BEDNARIK	2	0	0.0	0	0
BROOKSHIER	1	14	14.0	14	0
EAGLES	30	341	11.4	48	0
OPPONENTS	20	277	13.9	37	1

PUNTING	NO.	YDS	AVG	TB	IN	LG	B
VAN BROCKLIN	60	2585	43.1	NA	NA	70	0
EAGLES	60	2585	43.1	NA	NA	70	0
OPPONENTS	48	2094	43.6	NA	NA	62	0

PUNT RETURNS	RET	FC	YDS	AVG	LG	TD
DEAN	16	NA	65	4.1	15	0
BROWN	10	NA	47	4.7	12	0
JACKSON	1	NA	5	5.0	5	0
MCDONALD	1	NA	2	2.0	2	0
EAGLES	28	NA	119	4.3	15	0
OPPONENTS	34	NA	166	4.9	24	0

KICKOFF RETURNS	NO.	YDS	AVG	LG	TD
DEAN	26	533	20.5	30	0
BROWN	11	295	26.8	79	0
REICHOW	4	28	7.0	12	0
ROBB	4	44	11.0	15	0
BAUGHAN	2	18	9.0	17	0
MCDONALD	2	45	22.5	26	0
CARR	1	5	5.0	5	0
LUCAS	1	5	5.0	5	0
WILSON	1	0	0.0	0	0
EAGLES	52	973	18.7	79	0
OPPONENTS	53	1076	20.3	37	0

SCORING	TD	RU	PA	RT	PAT	FG	S	PTS
WALSTON	4	0	4	0	39/40	14/20	0	105
MCDONALD	13	0	13	0	0	0	0	78
BARNES	6	4	2	0	0	0	0	36
RETZLAFF	5	0	5	0	0	0	0	30
BROWN	4	2	2	0	0	0	0	24
DEAN	3	0	3	0	0	0	0	18
PEAKS	3	3	0	0	0	0	0	18
CARR	1	0	0	1	0	0	0	6
SMITH	1	0	0	1	0	0	0	6
WITTENBORN	0	0	0	0	0/0	0/3	0	0
EAGLES	40	9	29	2	39/40	14/20	0	321
Opp.	29	14	14	1	24/28	16/28	0	246

WALSTON: (N,21G) (21G,27G) (N, N,27G) ( )  
(N,38G) (21G,32N,11G) (22G,10G) (17B,12G)  
(15G) (32G,39G) ( ) (23G)  
WITTENBORN, S.F.-PHI.: ( ) ( ) ( ) ( ) ( )  
(33N,45N,19N0) ( ) ( ) ( ) ( ) ( )  
OPPONENTS: (N,36G,15G) (31G,45G) (18G,12G)  
(N,33G) (N,12G,23G,44G) (42N) (N, N,18G,17G)  
(26G,36N,45N,46N) (35G,31G,15G) (N) ( )  
(38N,37N)

PRO BOWL SELECTIONS: LB MAXIE BAUGHAN, LB  
CHUCK BEDNARIK, CB TOM BROOKSHIER, T MARION  
CAMPBELL, WR TOMMY MCDONALD, E PETE  
RETZLAFF, QB NORMAN VAN BROCKLIN, E/K BOBBY  
WALSTON





# 1961

## PHILADELPHIA EAGLES STATISTICS



RECORD: 10-4, 2ND IN EASTERN  
HEAD COACH: NICK SKORICH

DATE	W/L	SCORE	OPPONENT	ATT.
5-17	W	27-20	CLEVELAND	60,671
5-24	W	14-7	WASHINGTON	50,108
0-01	L	27-30	ST. LOUIS	59,399
0-08	W	21-16	PITTSBURGH	60,671
0-15	W	20-7	AT ST. LOUIS	20,262
0-22	W	43-7	AT DALLAS	25,000
0-29	W	27-24	AT WASHINGTON	31,066
N-05	W	16-14	CHICAGO	60,671
N-12	L	21-38	AT NY GIANTS	62,800
N-19	L	24-45	AT CLEVELAND	68,399
N-26	W	35-13	DALLAS	60,127
D-03	W	35-24	AT PITTSBURGH	21,653
D-10	L	24-28	NY GIANTS	60,671
D-17	W	27-24	AT DETROIT	44,231
PLAYOFF BOWL (AT MIAMI)				
I-06	L	10-38	DETROIT	25,612

TEAM STATISTICS	EAGLES	OPP.
TOTAL FIRST DOWNS	252	267
RUSHING	78	116
PASSING	158	145
PENALTY	16	6
3RD DOWN: MADE/ATT	NA/NA	NA/NA
3RD DOWN PCT.	NA	NA
4TH DOWN: MADE/ATT	NA/NA	NA/NA
4TH DOWN PCT.	NA	NA
POSSESSION AVG.	NA	NA
TOTAL NET YARDS	5112	4927
AVG. PER GAME	365.1	351.9
TOTAL PLAYS	NA	NA
AVG. PER PLAY	NA	NA
NET YARDS RUSHING	1507	2007
AVG. PER GAME	107.6	143.4
TOTAL RUSHES	373	474
NET YARDS PASSING	3605	2920
AVG. PER GAME	257.5	208.6
SACKED/YARDS LOST	NA/219	NA/263
GROSS YARDS	3824	3183
ATT./COMPLETIONS	429/241	383/224
COMPLETION PCT.	56.2	58.5
HAD INTERCEPTED	26	17
PUNTS/AVERAGE	55/43.7	64/41.8
NET PUNTING AVG.	NA/NA	NA/NA
PENALTIES/YARDS	42/500	62/684
FUMBLES/BALL LOST	25/14	27/16
TOUCHDOWNS	46	38
RUSHING	10	12
PASSING	34	23
RETURNS	2	3

SCORE BY PERIODS	Q1	Q2	Q3	Q4	OT	PTS
EAGLES	94	89	92	86	0	361
OPPONENTS	61	72	78	86	0	297

PASSING	ATT	CMP	YDS	CMP%	YD/AT	TD	TD%	INT	INT%	LONG	SACKS	RATING
JURGENSEN	416	235	3723	56.5	8.95	32	7.7	24	5.8	69	NA/211	88.1
HILL	12	6	101	50.0	8.42	2	16.7	2	16.7	23	NA/8	78.8
PEAKS	1	0	0	0.0	0.00	0	0.0	0	0.0	0	NA/0	39.6
EAGLES	429	241	3824	56.2	8.91	34	7.9	26	6.1	69	NA/219	87.2
OPPONENTS	383	224	3183	58.5	8.31	23	6.0	17	4.4	84T	NA/263	87.0

RUSHING	NO.	YDS	AVG	LONG	TD
PEAKS	135	471	3.5	33	5
BROWN	50	338	6.8	47	1
DEAN	66	321	4.9	44	2
BARNES	92	309	3.4	43	1
JURGENSEN	20	27	1.4	14	0
SAPP	7	24	3.4	8	1
HILL	2	9	4.5	7	0
RETZLAFF	1	8	8.0	8	0
EAGLES	373	1507	4.0	47	10
OPPONENTS	474	2007	4.2	54T	12

RECEIVING	NO.	YDS	AVG	LONG	TD
McDONALD	64	1144	17.9	66	13
RETZLAFF	50	769	15.4	61T	8
WALSTON	34	569	16.7	68	2
PEAKS	32	472	14.8	48	0
DEAN	21	335	16.0	60T	1
BARNES	15	194	12.9	59T	3
BROWN	14	264	18.9	65	2
LUCAS	8	67	8.4	18	5
SAPP	3	10	3.3	8	0
EAGLES	241	3824	15.9	69	34
OPPONENTS	224	3183	14.2	84T	23

INT'S	NO.	YDS	AVG	LONG	TD
BURROUGHS	7	90	12.9	42	0
CROSS	2	36	18.0	36	0
BEDNARIK	2	33	16.5	33	0
BROOKSHIER	2	20	10.0	20	0
CARR	2	20	10.0	20	0
BAUGHAN	1	22	22.0	22	0
TASEFF LG	1	15	15.0	15	0
WEBER	1	15	15.0	15	0
NOCERA	0	3	0.0	3	0
EAGLES	17	239	14.1	42	0
OPPONENTS	26	294	11.3	65T	1

PUNTING	NO.	YDS	AVG	TB	IN	LG	B
HILL	55	2403	43.7	NA	NA	64	0
EAGLES	55	2403	43.7	NA	NA	64	0
OPPONENTS	64	2675	41.8	NA	NA	69	1

PUNT RETURNS	RET	FC	YDS	AVG	LG	TD
DEAN	18	NA	140	7.8	28	0
BROWN	8	NA	125	15.6	66T	1
CROSS	7	NA	77	11.0	21	0
TASEFF LG	5	NA	39	7.8	23	0
BAUGHAN	1	NA	11	11.0	11	0
EAGLES	34	NA	353	10.4	66T	1
OPPONENTS	30	NA	235	7.8	73T	1

KICKOFF RETURNS	NO.	YDS	AVG	LG	TD
BROWN	29	811	28.0	105T	1
DEAN	21	462	22.0	34	0
PEAKS	2	29	14.5	17	0
CROSS	1	11	11.0	11	0
EAGLES	53	1313	24.8	105T	1
OPPONENTS	58	1224	21.1	91T	1

SCORING	TD	RU	PA	RT	PAT	FG	S	PTS
WALSTON	2	0	2	0	43/45	14/25	0	97
McDONALD	13	0	13	0			0	78
RETZLAFF	8	0	8	0			0	48
BROWN	5	1	2	2			0	30
LUCAS	5	0	5	0			0	30
PEAKS	5	5	0	0			0	30
BARNES	4	1	3	0			0	24
DEAN	3	2	1	0			0	18
SAPP	1	1	0	0			0	6
EAGLES	46	10	34	2	43/45	14/25	0	361
OPP.	38	12	23	3	36/38	11/24	0	297

WALSTON: (22G,18G,12N) ( ) (19G,16G, N) ( )  
(19G, 42G) (20G,26N) ( N,13G,33G) ( B, N,12G)  
(42N, 43N) (34G) ( ) (31N) (26G,45N,44N)  
(21G,10G)  
OPPONENTS: (20G,21G) ( N,35N) (27G) (49N,23G)  
(N) (54N) (46N,48N,52G) ( B, N) (11G) (54N,17G)  
(42G,32G) (36G) (23N,33B) (49G,41N)

PRO BOWL SELECTIONS: LB MAXIE BAUGHAN, HB  
TED DEAN, WR TOMMY McDONALD, E/K BOBBY  
WALSTON (QB SONNY JURGENSEN AND T.J. D.  
SMITH ALSO SELECTED BUT DID NOT PLAY BECAUSE  
OF INJURY)

### WHAT WAS THE PLAYOFF BOWL ?

Following the 1961 and 1966 seasons, the Eagles participated in the Playoff Bowl. If case you never heard of the Playoff Bowl, here's the scoop. From 1960-1969, the National Football League took each conference's runner-up and matched them up in a consolation game at the Orange Bowl in Miami. The Eagles, by the way, lost both of their Playoff Bowl appearances (28-10 to Detroit in 1962 and 20-14 to Baltimore in 1967).





# 1962

## PHILADELPHIA EAGLES STATISTICS



RECORD: 3-10-1, 7TH IN EASTERN  
HEAD COACH: NICK SKORICH

DATE	W/L	SCORE	OPPONENT	ATT.
5-16	L	21-27	ST. LOUIS	60,671
5-23	L	13-29	NY GIANTS	60,671
5-30	W	35-7	CLEVELAND	60,671
6-6	L	7-13	AT PITTSBURGH	23,164
6-14	L	19-41	AT DALLAS	18,645
6-21	L	21-27	WASHINGTON	60,671
6-28	L	21-31	AT MINNESOTA	30,071
N-4	T	14-14	AT CLEVELAND	63,848
N-11	L	0-49	GREEN BAY	60,671
N-18	L	14-19	AT NY GIANTS	62,705
N-25	W	28-14	DALLAS	58,070
D-2	W	37-14	AT WASHINGTON	32,229
D-9	L	17-26	PITTSBURGH	60,671
D-16	L	35-45	AT ST. LOUIS	14,989

### TEAM STATISTICS EAGLES OPP.

TOTAL FIRST DOWNS	235	275
RUSHING	76	128
PASSING	146	129
PENALTY	13	18
3RD DOWN: MADE/ATT	NA	NA
3RD DOWN PCT.	NA	NA
4TH DOWN: MADE/ATT	NA	NA
4TH DOWN PCT.	NA	NA

### POSSESSION AVG. NA NA

TOTAL NET YARDS	4540	5046
AVG. PER GAME	324.3	360.4
TOTAL PLAYS	NA	NA
AVG. PER PLAY	NA	NA

### NET YARDS RUSHING 1155 2126

AVG. PER GAME	82.5	151.9
TOTAL RUSHES	324	526

### NET YARDS PASSING 3385 2920

AVG. PER GAME	241.8	208.6
SACKED/YARDS LOST	NA/247	NA/103
GROSS YARDS	3632	3023

### ATT./COMPLETIONS 428/228 363/198

COMPLETION PCT.	53.3	54.5
HAD INTERCEPTED	31	26
PUNTS/AVERAGE	64/42.9	42/38.2

### NET PUNTING AVG. NA/NA NA/NA

PENALTIES/YARDS	58/619	48/479
FUMBLES/BALL LOST	25/13	22/13
TOUCHDOWNS	38	43

### RUSHING 13 23

### PASSING 23 16

### RETURNS 2 4

### SCORE BY PERIODS Q1 Q2 Q3 Q4 OT PTS

EAGLES	83	69	66	64	0	282
OPPONENTS	65	164	54	73	0	356

PASSING	ATT	CMP	YDS	CMP%	YO/AT	TD	TD%	INT	INT%	LONG	SACKS	RATING
JURGENSEN	366	196	3261	53.6	8.91	22	6.0	26	7.1	84	NA/212	74.3
HILL	61	31	361	50.8	5.92	0	0.0	5	8.2	37	NA/35	34.9
MCDONALD	1	1	10	100.0	10.00	1	100.0	0	0.0	10T	NA/0	147.9
EAGLES	428	228	3632	53.3	8.49	23	5.4	31	7.2	84	NA/247	69.6
OPPONENTS	363	198	3023	54.5	8.33	16	4.4	26	7.2	77T	NA/103	67.1

RUSHING	NO.	YDS	AVG	LONG	TD
BROWN	137	545	4.0	61T	5
PEAKS	137	447	3.3	48	3
SAPP	23	53	2.3	17	2
JURGENSEN	17	44	2.6	30	2
HILL	4	40	10.0	22	1
R.SMITH	1	13	13.0	13	0
DOUGLAS	4	7	1.8	6	0
CASSADY LG	1	6	6.0	6	0
CASSADY TM	1	6	6.0	6	0
EAGLES	324	1155	3.6	61T	13
OPPONENTS	526	2126	4.0	39	23

RECEIVING	NO.	YDS	AVG	LONG	TD
MCDONALD	58	1146	19.8	60T	10
BROWN	52	849	16.3	82T	6
PEAKS	39	347	8.9	27	0
RETZLAFF	30	584	19.5	84	3
LUCAS	19	236	12.4	24	1
CASSADY LG	14	188	13.4	47T	2
CASSADY TM	14	188	13.4	47T	2
SAPP	6	80	13.3	34	0
BUDD	5	130	26.0	49T	1
WALSTON	4	43	10.8	16	0
R.SMITH	1	29	29.0	29	0
EAGLES	228	3632	15.9	84	23
OPPONENTS	198	3023	15.3	77T	16

INT'S	NO.	YDS	AVG	LONG	TD
BURROUGHS	7	96	13.7	28	0
CROSS	5	46	9.2	22	0
SCOTTI	4	72	18.0	39	0
CARR	3	59	19.7	25	0
MCCLELLAN	3	2	0.7	2	0
HARRISON	2	14	7.0	12	0
BAUGHAN	1	0	0.0	0	0
NOCEIRA	1	0	0.0	0	0
EAGLES	26	289	11.1	39	0
OPPONENTS	31	555	17.9	100T	2

PUNTING	NO.	YDS	AVG	TB	IN	LG	B
HILL	64	2747	42.9	NA	NA	80	0
EAGLES	64	2747	42.9	NA	NA	80	0
OPPONENTS	42	1603	38.2	1	0	65	0

PUNT RETURNS	RET	FC	YDS	AVG	LG	TD
CASSADY LG	8	7	49	6.1	13	0
CASSADY TM	1	4	2	2.0	2	0
BROWN	6	1	81	13.5	38	0
MCDONALD	5	1	8	1.6	6	0
CROSS	1	3	2	2.0	2	0
R.SMITH	1	0	2	2.0	2	0
JONAS	0	2	0	0.0	0	0
EAGLES	14	11	95	6.8	38	0
OPPONENTS	24	18	174	7.3	60	0

KICKOFF RETURNS	NO.	YDS	AVG	LG	TD
BROWN	30	831	27.7	99T	1
CASSADY LG	24	482	20.1	34	0
CASSADY TM	14	249	17.8	34	0
DOUGLAS	6	136	22.7	40	0
DEAN	4	83	20.8	28	0
BAUGHAN	3	9	3.0	7	0
CROSS	2	72	36.0	37	0
WOULFE	2	5	2.5	5	0
EAGLES	61	1385	22.7	99T	1
OPPONENTS	56	1459	26.1	101T	1

SCORING	TD	RU	PA	RT	PAT	FG	S	PTS
BROWN	13	5	6	2				0 78
MCDONALD	10	0	10	0				0 60
WALSTON	0	0	0	0	36/38	4/15	0	0 48
PEAKS	3	3	0	0				0 18
RETZLAFF	3	0	3	0				0 18
CASSADY LG	2	0	2	0				0 12
CASSADY TM	2	0	2	0				0 12
JURGENSEN	2	2	0	0				0 12
SAPP	2	2	0	0				0 12
BUDD	1	0	1	0				0 6
HILL	1	1	0	0				0 6
LUCAS	1	0	1	0				0 6
WITTENBORN	0	0	0	0	0/0	2/4	0	0 6
EAGLES	38	13	23	2	36/38	6/19	0	282
Opp.	43	23	16	4	41/43	19/37	0	356

WALSTON: (N) (N, N, 18G, 29G) ( ) ( ) (36G, 9G)  
( ) (34N, 47N) (26N, 41N) ( ) ( ) (32N, 35N, 16N) ( )  
( ) ( )  
WITTENBORN: ( ) ( ) ( ) ( ) ( ) ( ) ( ) ( ) ( ) ( )  
(B, 27G) (45N, 18G) ( )  
OPPONENTS: (N, N) (48G, 27G, 16G) (42N, 47N)  
(14G, 10G, 46N, 14B) (40G, 50N, 11G) (N, 28G, 9G)  
(47N, 42G, 14N, 33N) (11B, 41N, 45N) (25N)  
(43N, 28G, 20G, 37G, 26G) (34N) (N)  
(21G, 46G, 28G, 29G) (42G)

PRO BOWL SELECTIONS: HB TIM BROWN, WR  
TOMMY MCDONALD





# 1963

## PHILADELPHIA EAGLES STATISTICS



**RECORD: 2-10-2, 7TH IN EASTERN**  
**HEAD COACH: NICK SKORICH**

DATE	W/L	SCORE	OPPONENT	ATT.
S-15	T	21-21	PITTSBURGH	58,205
S-22	L	24-28	ST. LOUIS	60,671
S-29	L	14-37	NY GIANTS	60,671
O-06	W	24-21	DALLAS	60,671
O-13	W	37-24	AT WASHINGTON	49,219
O-20	L	7-37	AT CLEVELAND	75,174
O-27	L	7-16	AT CHICAGO	48,514
N-03	L	17-23	CLEVELAND	60,671
N-10	L	14-42	AT NY GIANTS	62,936
N-17	L	20-27	AT DALLAS	23,694
N-24	L	10-13	WASHINGTON	60,671
D-01	T	20-20	AT PITTSBURGH	16,721
D-08	L	14-38	AT ST. LOUIS	15,979
D-15	L	13-34	MINNESOTA	57,403

TEAM STATISTICS		EAGLES	OPP.
TOTAL FIRST DOWNS		703	266
RUSHING		78	125
PASSING		114	131
PENALTY		11	10
3RD DOWN: MADE/ATT		NA	NA
3RD DOWN PCT.		NA	NA
4TH DOWN: MADE/ATT		NA	NA
4TH DOWN PCT.		NA	NA
POSSESSION AVG.		NA	NA
TOTAL NET YARDS		3852	4821
AVG. PER GAME		275.1	344.4
TOTAL PLAYS		783	870
AVG. PER PLAY		4.9	5.5
NET YARDS RUSHING		1438	1985
AVG. PER GAME		102.7	141.8
TOTAL RUSHES		376	466
NET YARDS PASSING		2414	2836
AVG. PER GAME		172.4	202.6
SACKED/YARDS LOST		27/252	29/270
GROSS YARDS		2666	3106
ATT./COMPLETIONS		380/193	375/211
COMPLETION PCT.		50.8	56.3
HAD INTERCEPTED		31	15
PUNTS/AVERAGE		69/43.1	57/39.1
NET PUNTING AVG.		NA/NA	NA/NA
PENALTIES/YARDS		53/558	54/598
FUMBLES/BALL LOST		30/16	23/15
TOUCHDOWNS		32	47
RUSHING		8	17
PASSING		22	28
RETURNS		2	2

SCORE BY PERIODS	Q1	Q2	Q3	Q4	OT	PTS
EAGLES	32	86	69	55	0	242
OPPONENTS	43	152	78	108	0	381

PASSING	ATT	CMP	Yds	CMP%	Yd/At	Td	Td%	Int	Int%	Long	Sacks	Rating
HILL	186	91	1213	48.9	6.52	10	5.4	17	9.1	80T	9/104	49.9
JURGENSEN	184	99	1413	53.8	7.68	11	6.0	13	7.1	75T	13/111	69.4
GUGLIELMI LG	24	7	118	29.2	4.92	0	0.0	3	12.5	32	11/94	8.0
GUGLIELMI TM	7	2	29	28.6	4.14	0	0.0	0	0.0	19	4/27	44.3
BROWN	3	1	11	33.3	3.67	1	33.3	1	33.3	11T	0/0	45.1
DUDLEY	0	0	0	0.0	0.0	0	0.0	0	0.0	0	1/10	0.0
EAGLES	380	193	2666	50.8	7.02	22	5.8	31	8.2	80T	27/252	58.9
OPPONENTS	375	211	3106	56.3	8.28	28	7.5	15	4.0	78T	29/270	91.7

RUSHING	NO.	YDS	AVG	LONG	TD
BROWN	192	841	4.4	34	6
DEAN	79	268	3.4	26	0
PEAKS	64	212	3.3	26	1
JURGENSEN	13	38	2.9	13	1
GUGLIELMI LG	4	23	5.8	20	0
GUGLIELMI TM	1	20	20.0	20	0
DUDLEY	11	21	1.9	6	0
SAPP TM	8	21	2.6	9	0
WOODSHICK	5	18	3.6	11	0
HILL	3	-1	-3	6	0
EAGLES	376	1438	3.8	34	8
OPPONENTS	466	1985	4.3	70T	17

RECEIVING	NO.	YDS	AVG	LONG	TD
RETZLAFF	57	895	15.7	46	4
MCDONALD	41	731	17.8	75T	8
BROWN	36	487	13.5	80T	4
PEAKS	22	167	7.6	23	1
GOODWIN	15	215	14.3	35T	4
DEAN	14	108	7.7	20	0
R.SMITH	5	63	12.6	16	1
DUDLEY	1	8	8.0	8	0
WOODSHICK	1	-3	-3.0	-3	0
SAPP TM	1	-5	-5.0	-5	0
EAGLES	193	2666	13.8	80T	22
OPPONENTS	211	3106	14.7	78T	28

INT'S	NO.	YDS	AVG	LONG	TD
BURROUGHS	4	36	9.0	21	0
LOYD	3	30	10.0	14	0
CROSS	2	6	3.0	3	0
CAFFEY	1	87	87.0	87T	1
CARR	1	25	25.0	15	0
SCOTT	1	17	17.0	17	0
BAUGHAN	1	9	9.0	9	0
MCCLELLAN	1	0	0.0	0	0
RAMSEY	1	0	0.0	0	0
EAGLES	15	210	14.0	87T	1
OPPONENTS	31	516	16.6	75	1

PUNTING	NO.	YDS	AVG	TB	IN	LG	B
HILL	69	2972	43.1	NA	NA	62	0
EAGLES	69	2972	43.1	NA	NA	62	0
OPPONENTS	57	2228	39.1	NA	NA	61	0

PUNT RETURNS	RET	FC	YDS	AVG	LG	TD
BROWN	16	5	152	9.5	22	0
DEAN	10	4	74	7.4	26	0
EAGLES	26	9	226	8.7	26	0
OPPONENTS	34	13	451	13.3	83	0

KICKOFF RETURNS	NO.	YDS	AVG	LG	TD
BROWN	33	945	28.6	100T	1
DEAN	16	425	26.6	79	0
HENSON	3	21	7.0	10	0
SAPP TM	3	40	13.3	23	0
WOODSHICK	3	72	24.0	31	0
R.SMITH	2	18	9.0	9	0
CAFFEY	1	6	6.0	6	0
EAGLES	61	1527	25.0	100T	1
OPPONENTS	31	727	23.5	65	0

SCORING	TD	RU	PA	RT	PAT	FG	S	PTS
BROWN	11	6	4	1				66
CLARK	0	0	0	0	29/32	7/15	0	50
MCDONALD	8	0	8	0				48
GOODWIN	4	0	4	0				24
RETZLAFF	4	0	4	0				24
PEAKS	2	1	1	0				12
CAFFEY	1	0	1	0				6
JURGENSEN	1	1	0	0				6
R.SMITH	1	0	1	0				6
EAGLES	32	8	22	2	29/32	7/15	0	242
Opp.	47	17	28	2	42/46	19/31	0	381

FGS	1-19	20-29	30-39	40-49	50+
CLARK	1/2	3/5	0/5	3/3	0/0
EAGLES	1/2	3/5	0/5	3/3	0/0
OPPONENTS	NA	NA	NA	NA	NA

**SACKS: EAGLES 29.0, OPPONENTS 27.0**

**PRO BOWL SELECTIONS: LB MAXIE BAUGHAN, HB TIM BROWN, E PETE RETZLAFF**





# 1964

## PHILADELPHIA EAGLES STATISTICS



RECORD: 6-8, T-3RD IN EASTERN  
HEAD COACH: JOE KUCHARICH

DATE	W/L	SCORE	OPPONENT	ATT.
5-13	W	38-7	NY GIANTS	60,671
5-20	L	24-28	SAN FRANCISCO	57,353
5-27	L	20-28	CLEVELAND	60,671
6-04	W	21-7	PITTSBURGH	59,354
6-11	L	20-35	AT WASHINGTON	49,219
6-18	W	23-17	AT NY GIANTS	62,978
6-25	W	34-10	AT PITTSBURGH	38,393
N-01	L	10-21	WASHINGTON	60,671
N-08	L	10-20	AT LA RAMS	53,994
N-15	W	17-14	AT DALLAS	55,972
N-22	L	13-38	ST. LOUIS	60,671
N-29	L	24-38	AT CLEVELAND	79,289
D-06	W	24-14	DALLAS	60,671
D-13	L	34-36	AT ST. LOUIS	24,636

### TEAM STATISTICS EAGLES OPP.

<b>TOTAL FIRST DOWNS</b> .....	243	234
RUSHING.....	100	93
PASSING.....	126	128
PENALTY.....	17	13
3RD DOWN: MADE/ATT.....	NA	NA
3RD DOWN PCT.....	NA	NA
4TH DOWN: MADE/ATT.....	NA	NA
4TH DOWN PCT.....	NA	NA
<b>POSSESSION AVG.</b> .....	NA	NA
<b>TOTAL NET YARDS</b> .....	4400	4317
AVG. PER GAME.....	314.3	308.4
TOTAL PLAYS.....	862	898
AVG. PER PLAY.....	5.1	4.8
<b>NET YARDS RUSHING</b> .....	1922	1746
AVG. PER GAME.....	137.3	124.7
TOTAL RUSHES.....	430	445
<b>NET YARDS PASSING</b> .....	2478	2571
AVG. PER GAME.....	177.0	183.6
SACKED/YARDS LOST.....	35/268	47/379
GROSS YARDS.....	2746	2950
ATT./COMPLETIONS.....	397/199	406/202
COMPLETION PCT.....	50.1	49.8
HAD INTERCEPTED.....	18	17
<b>PUNTS/AVERAGE</b> .....	73/41.7	80/40.5
<b>NET PUNTING AVG.</b> .....	NA/NA	NA/NA
<b>PENALTIES/YARDS</b> .....	42/450	71/748
<b>FUMBLES/BALL LOST</b> .....	33/22	27/12
<b>TOUCHDOWNS</b> .....	38	40
RUSHING.....	16	15
PASSING.....	19	18
RETURNS.....	3	7

SCORE BY PERIODS	Q1	Q2	Q3	Q4	OT	PTS
EAGLES	61	79	64	108	0	312
OPPONENTS	83	72	89	69	0	313

PASSING	ATT	CMP	YDS	CMP%	YD/AT	TD	TD%	INT	INT%	LONG	SACKS	RATING
SNEAD	283	138	1906	48.8	6.73	14	4.9	12	4.2	871	20/160	69.6
HILL	88	49	641	55.7	7.28	3	3.4	4	4.5	381	8/61	71.3
CONCANNON	23	12	199	52.2	8.65	2	8.7	1	4.3	38	7/47	92.5
T. BROWN	2	0	0	0.0	0.00	0	0.0	1	50.0	0	0/0	0.0
GROS	1	0	0	0.0	0.00	0	0.0	0	0.0	0	0/0	0.0
<b>EAGLES</b>	<b>397</b>	<b>199</b>	<b>2746</b>	<b>50.1</b>	<b>6.92</b>	<b>19</b>	<b>4.8</b>	<b>18</b>	<b>4.5</b>	<b>871</b>	<b>35/268</b>	<b>69.7</b>
<b>OPPONENTS</b>	<b>406</b>	<b>202</b>	<b>2950</b>	<b>49.8</b>	<b>7.27</b>	<b>18</b>	<b>4.4</b>	<b>17</b>	<b>4.2</b>	<b>667</b>	<b>47/379</b>	<b>71.2</b>

RUSHING	NO.	YDS	AVG	LONG	TD
GROS	154	748	4.9	59T	2
MATSON	96	404	4.2	63	4
T. BROWN	90	356	4.0	36	5
WOODSHICK	37	180	4.9	13	2
CONCANNON	16	134	8.4	29	1
SNEAD	16	59	3.7	19	2
LANG	12	37	3.1	20	0
HILL	8	27	3.4	14	0
GOODWIN	1	-23	-23.0	-23	0
<b>EAGLES</b>	<b>430</b>	<b>1922</b>	<b>4.5</b>	<b>63</b>	<b>16</b>
<b>OPPONENTS</b>	<b>445</b>	<b>1746</b>	<b>3.9</b>	<b>75</b>	<b>15</b>

RECEIVING	NO.	YDS	AVG	LONG	TD
RETZLAFF	51	855	16.8	44	8
POAGE	37	479	12.9	42T	1
GROS	29	234	8.1	29	0
GOODWIN	23	335	14.6	44T	3
MATSON	17	242	14.2	32	1
T. BROWN	15	244	16.3	87T	5
MACK	8	169	21.1	53T	1
LANG	6	69	11.5	23	0
GILL	4	58	14.5	29	0
SMITH	4	35	8.8	12	0
WOODSHICK	4	12	3.0	8	0
CRABB	1	14	14.0	14	0
<b>EAGLES</b>	<b>199</b>	<b>2746</b>	<b>13.8</b>	<b>87T</b>	<b>19</b>
<b>OPPONENTS</b>	<b>202</b>	<b>2950</b>	<b>14.6</b>	<b>66T</b>	<b>18</b>

INT'S	NO.	YDS	AVG	LONG	TD
RAMSEY	5	31	6.2	17	0
CROSS	3	109	36.3	94T	1
LLOYD	3	68	22.7	27	0
SCARPATI	3	41	13.7	24T	1
BURROUGHS	2	5	2.5	3	0
GLASS	1	18	18.0	18	0
<b>EAGLES</b>	<b>17</b>	<b>272</b>	<b>16.0</b>	<b>94T</b>	<b>2</b>
<b>OPPONENTS</b>	<b>18</b>	<b>273</b>	<b>15.2</b>	<b>64</b>	<b>3</b>

PUNTING	NO.	YDS	AVG	TB	IN	LG	B
BAKER	49	2073	42.3	NA	NA	61	1
HILL	24	968	40.3	NA	NA	56	0
<b>EAGLES</b>	<b>73</b>	<b>3041</b>	<b>41.7</b>	<b>NA</b>	<b>NA</b>	<b>61</b>	<b>1</b>
<b>OPPONENTS</b>	<b>80</b>	<b>3237</b>	<b>40.5</b>	<b>NA</b>	<b>NA</b>	<b>63</b>	<b>0</b>

PUNT RETURNS	RET	FC	YDS	AVG	LG	TD
T. BROWN	10	6	96	9.6	53	0
GILL	6	5	61	10.2	29	0
LANG	6	7	26	4.3	8	0
MATSON	2	0	10	5.0	9	0
GLASS	1	1	0	0.0	0	0
HULTZ	1	0	2	2.0	2	0
MACK	1	0	0	0.0	0	0
SCARPATI	1	1	6	6.0	6	0
<b>EAGLES</b>	<b>28</b>	<b>20</b>	<b>201</b>	<b>7.2</b>	<b>53</b>	<b>0</b>
<b>OPPONENTS</b>	<b>35</b>	<b>18</b>	<b>333</b>	<b>9.5</b>	<b>68</b>	<b>0</b>

KICKOFF RETURNS	NO.	YDS	AVG	LG	TD
T. BROWN	30	692	23.1	51	0
LANG	13	352	27.1	49	0
GILL	7	167	23.9	37	0
MATSON	3	104	34.7	43	0
GROS	2	38	19.0	20	0
MORGAN	2	0	0.0	0	0
GLASS	1	12	12.0	12	0
THOMPSON	1	0	0.0	0	0
<b>EAGLES</b>	<b>59</b>	<b>1365</b>	<b>23.1</b>	<b>51</b>	<b>0</b>
<b>OPPONENTS</b>	<b>55</b>	<b>1319</b>	<b>24.0</b>	<b>47</b>	<b>0</b>

SCORING	TD	RU	PA	RT	PAT	FG	S	PTS
BAKER	0	0	0	0	36/37	16/26	0	84
T. BROWN	10	5	5	0				60
RETZLAFF	8	0	8	0				48
MATSON	5	4	1	0				30
GOODWIN	3	0	3	0				18
GROS	2	2	0	0				12
SNEAD	2	2	0	0				12
WOODSHICK	2	0	0	0				12
CONCANNON	1	1	0	0				6
CROSS	1	0	0	1				6
MACK	1	0	1	0				6
MORGAN	1	0	0	1				6
POAGE	1	0	1	0				6
SCARPATI	1	0	0	1				6
<b>EAGLES</b>	<b>38</b>	<b>16</b>	<b>19</b>	<b>3</b>	<b>36/37</b>	<b>16/26</b>	<b>0</b>	<b>312</b>
<b>OPP.</b>	<b>40</b>	<b>15</b>	<b>18</b>	<b>7</b>	<b>40/40</b>	<b>11/26</b>	<b>0</b>	<b>313</b>

FGS	1-19	20-29	30-39	40-49	50+
BAKER	5/5	2/5	1/1	8/14	0/1
<b>EAGLES</b>	<b>5/5</b>	<b>2/5</b>	<b>1/1</b>	<b>8/14</b>	<b>0/1</b>
<b>OPPONENTS</b>	<b>3/6</b>	<b>3/4</b>	<b>4/6</b>	<b>1/9</b>	<b>0/1</b>

BAKER: (24B,47N,30G) (26B,47G,57N) (12G,42G) (21N) ( ) (45G,10G,46G) (14G,47G) (26G) (47B,40G) (43G) (21G, 9G) (42N,14G,49N,48N) (42N,48G) ( )  
OPPONENTS: (39N) ( ) ( ) (42N) (11N) (42G,43N) (13G) (34B,46N) (12G,27G) (47N,16N,48N) (29G,18B,42N, 48B,42N) (29N,37G) ( ) (35G,37G,27G,32G,53N,19G)

SACKS: EAGLES 47.0, OPPONENTS 35.0

PRO BOWL SELECTIONS: K SAM BAKER, LB MAXIE BAUGHAN, DB IRV CROSS, T FLOYD PETERS, E PETE RETZLAFF, C JIM RINGO





# 1965

## PHILADELPHIA EAGLES STATISTICS



**RECORD: 5-9, T-5TH IN EASTERN**  
**HEAD COACH: JOE KUCHARICH**

DATE	W/L	SCORE	OPPONENT	ATT.
5-19	W	34-27	ST. LOUIS	54,260
5-26	L	14-16	NY GIANTS	57,154
0-03	L	17-35	CLEVELAND	60,759
0-10	W	35-24	AT DALLAS	56,249
0-17	L	27-35	AT NY GIANTS	62,815
0-24	L	14-20	PITTSBURGH	56,515
0-31	L	21-23	AT WASHINGTON	50,301
N-07	L	34-38	AT CLEVELAND	72,807
N-14	W	21-14	WASHINGTON	60,444
N-21	L	24-34	AT BALTIMORE	60,238
N-28	W	28-24	AT ST. LOUIS	28,706
D-05	L	19-21	DALLAS	54,714
D-12	W	47-13	AT PITTSBURGH	22,002
D-19	L	28-35	DETROIT	56,718

### TEAM STATISTICS EAGLES OPP.

TOTAL FIRST DOWNS	267	243
RUSHING	94	100
PASSING	149	129
PENALTY	24	14
3RD DOWN: MADE/ATT	NA	NA
3RD DOWN PCT.	NA	NA
4TH DOWN: MADE/ATT	NA	NA
4TH DOWN PCT.	NA	NA

### POSSESSION AVG. EAGLES OPP.

TOTAL NET YARDS	5012	4418
AVG. PER GAME	358.0	315.6
TOTAL PLAYS	871	849
AVG. PER PLAY	5.8	5.2

### NET YARDS RUSHING EAGLES OPP.

AVG. PER GAME	130.3	113.0
TOTAL RUSHES	404	419
NET YARDS PASSING	3188	2836
AVG. PER GAME	227.7	202.6

### SACKED/YARDS LOST EAGLES OPP.

GROSS YARDS	3442	3123
ATT./COMPLETIONS	434/223	393/215
COMPLETION PCT.	51.4	54.7
HAD INTERCEPTED	26	25

### PUNTS/AVERAGE EAGLES OPP.

NET PUNTING AVG.	NA/NA	NA/NA
PENALTIES/YARDS	61/686	66/653
FUMBLES/BALL LOST	21/10	32/11

### TOUCHDOWNS EAGLES OPP.

RUSHING	21	11
PASSING	22	28
RETURNS	5	8

### SCORE BY PERIODS Q1 Q2 Q3 Q4 OT PTS

EAGLES	107	81	91	84	0	363
OPPONENTS	96	102	75	86	0	359

RUSHING	NO.	YDS	AVG	LONG	TD
T.BROWN	158	861	5.4	54T	6
GROS	145	479	3.3	33	7
WOODESHICK	28	145	5.2	14	0
CONCANNON	9	104	11.6	38	0
MATSON	22	103	4.7	22	2
SNEAD	24	81	3.4	20	3
LANG	10	25	2.5	8T	1
K.HILL	7	20	2.9	7	2
SCARPATI	1	6	6.0	6	0
EAGLES	404	1824	4.5	54T	21
OPPONENTS	419	1582	3.8	35	11

RECEIVING	NO.	YDS	AVG	LONG	TD
RETZLAFF	66	1190	18.0	78	10
T.BROWN	50	682	13.6	45T	3
POAGE	31	612	19.7	63T	5
GROS	29	271	9.3	37	2
GOODWIN	18	252	14.0	35	1
GLASS	15	201	13.4	41	0
WOODESHICK	6	86	14.3	60	0
CRABB	2	41	20.5	27	0
LANG	2	30	15.0	24	0
MATSON	2	29	14.5	20	1
GILL	1	27	27.0	27	0
F.HILL	1	21	21.0	21	0
EAGLES	223	3442	15.4	78	22
OPPONENTS	215	3123	14.5	89T	28

INT'S	NO.	YDS	AVG	LONG	TD
RAMSEY	6	74	12.3	24	0
NETTLES	3	84	28.0	56T	1
SCARPATI	3	4	1.3	3	0
CROSS	3	1	0.3	1	0
LYOYD	2	35	17.5	21	0
NELSON	2	23	11.5	16	0
MEYERS	2	12	6.0	10	0
TARASOVIC	1	40	40.0	40T	1
BAUGHAN	1	33	33.0	33T	1
HULTZ	1	6	6.0	6	0
MORGAN	1	1	1.0	1	0
EAGLES	25	313	12.5	56T	3
OPPONENTS	26	476	18.3	82T	6

PUNTING	NO.	YDS	AVG	TB	IN	LG	B
BAKER	37	1551	41.9	NA	NA	60	0
K.HILL	19	813	42.8	NA	NA	55	0
EAGLES	56	2364	42.2	NA	NA	60	0
OPPONENTS	54	2257	41.8	NA	NA	72	0

PUNT RETURNS	RET	FC	YDS	AVG	LG	TD
CROSS	14	4	79	5.6	16	0
T.BROWN	4	6	13	3.3	7	0
GILL	2	2	28	14.0	14	0
SHANN	1	1	63	63.0	63T	1
EAGLES	21	13	183	8.7	63T	1
OPPONENTS	37	9	263	7.1	47	0

KICKOFF RETURNS	NO.	YDS	AVG	LG	TD
NELSON	26	683	26.3	70	0
CROSS	25	662	26.5	74	0
T.BROWN	3	46	15.3	22	0
LANG	3	36	12.0	14	0
GILL	1	0	0.0	0	0
MORGAN	1	3	3.0	3	0
WELLS	1	8	8.0	8	0
EAGLES	60	1438	24.0	74	0
OPPONENTS	58	1531	26.4	88	0

SCORING	TD	RU	PA	KT	PAT	FG	S	PTS
BAKER	0	0	0	0	38/40	9/23	0	65
RETZLAFF	10	0	10	0			0	60
T.BROWN	9	6	3	0			0	54
GROS	9	7	2	0			0	54
POAGE	5	0	5	0			0	30
MATSON	3	2	1	0			0	18
SNEAD	3	3	0	0			0	18
K.HILL	2	2	0	0			0	12
TARASOVIC	2	0	0	2			0	12
LLOYD	0	0	0	0	7/7	1/2	0	10
BAUGHAN	1	0	0	1			0	6
GOODWIN	1	0	1	0			0	6
LANG	1	1	0	0			0	6
NETTLES	1	0	0	1			0	6
SHANN	1	0	0	1			0	6
EAGLES	48	21	22	5	45/47	10/25	0	363
Opp.	47	11	28	8	44/47	11/26	0	359

FGS	1-19	20-29	30-39	40-49	50+
BAKER	NA	NA	NA	NA	NA
LLOYD	0/0	0/0	0/0	1/1	0/0
EAGLES	NA	NA	NA	NA	NA
OPPONENTS	2/3	5/9	2/6	2/8	0/0

BAKER: (28G,23G,50N) (43N,25B) ( ) ( ) (46N)  
 (21B,54N) (46N) (12G,27N,39G) ( ) (42N,37G)  
 (37N,23B) (33G,19G, N, 27G,37B,20G,19B) ( ) ( )  
 LLOYD: ( ) ( ) (42G) (31B) ( ) ( ) ( ) ( ) ( ) ( ) ( )  
 ( )  
 OPPONENTS: (22G,20G) (41N,24G,20G,11G)  
 (49N) (42N,35G) (30N,40N,29B) (27N) (28G)  
 (42N,49G) (36N) (38N,46G,13G) (36G) (19B,41N)  
 ( ) (22N,37N,29B)

SACKS: EAGLES 37.0, OPPONENTS 33.0

PRO BOWL SELECTIONS: LB MAXIE BAUGHAN, T BOB BROWN, HB TIM BROWN, DB IRV CROSS, E PETE RETZLAFF, C JIM RINGO, QB NORMAN SNEAD

PASSING	ATT	CMP	YDS	CMP%	Yd/Att	TD	TD%	INT	INT%	LONG	SACKS	RATING
SNEAD	288	150	2346	52.1	8.15	15	5.2	13	4.5	78	26/191	78.0
K. HILL	113	60	857	53.1	7.58	5	4.4	10	8.8	50	4/21	55.8
CONCANNON	29	12	176	41.4	6.07	1	3.4	3	10.3	34	3/42	33.8
GROS	2	1	63	50.0	31.50	1	50.0	0	0.0	63T	0/0	135.4
T. BROWN	1	0	0	0.0	0.00	0	0.0	0	0.0	0	0/0	39.6
POAGE	1	0	0	0.0	0.00	0	0.0	0	0.0	0	0/0	39.6
EAGLES	434	223	3442	51.4	7.93	22	5.1	26	6.0	78	33/254	69.9
OPPONENTS	393	215	3123	54.7	7.95	28	7.1	25	6.4	89T	37/287	78.0





# 1966

## PHILADELPHIA EAGLES STATISTICS



RECORD: 9-5, T-2ND IN EASTERN  
HEAD COACH: JOE KUHARICH

DATE	W/L	SCORE	OPPONENT	ATT.
5-11	L	13-16	AT ST. LOUIS	39,066
5-18	W	23-10	ATLANTA	54,049
5-25	W	35-17	NY GIANTS	60,177
6-02	L	10-41	ST. LOUIS	59,305
6-09	L	7-56	AT DALLAS	69,372
6-16	W	31-14	AT PITTSBURGH	28,233
6-23	W	31-3	AT NY GIANTS	63,018
6-30	L	13-27	WASHINGTON	60,652
N-06	W	24-23	DALLAS	60,658
N-13	L	7-27	AT CLEVELAND	77,968
N-20	W	35-34	AT SAN FRANCISCO	31,993
D-04	W	27-23	PITTSBURGH	54,275
D-11	W	33-21	CLEVELAND	58,074
D-18	W	37-28	AT WASHINGTON	50,405
PLAYOFF BOWL (AT MIAMI)				
J-08	L	14-20	BALTIMORE	58,088

TEAM STATISTICS	EAGLES	OPP.
TOTAL FIRST DOWNS	231	249
RUSHING	112	90
PASSING	104	139
PENALTY	15	20
3RD DOWN: MADE/ATT	NA	NA
3RD DOWN PCT.	NA	NA
4TH DOWN: MADE/ATT	NA	NA
4TH DOWN PCT.	NA	NA
POSSESSION AVG.	NA	NA
TOTAL NET YARDS	3759	4370
AVG. PER GAME	268.5	312.1
TOTAL PLAYS	891	870
AVG. PER PLAY	4.2	5.0
NET YARDS RUSHING	1859	1693
AVG. PER GAME	132.8	120.9
TOTAL RUSHES	478	390
NET YARDS PASSING	1900	2677
AVG. PER GAME	135.7	191.2
SACKED/YARDS LOST	35/259	34/287
GROSS YARDS	2159	2964
ATT./COMPLETIONS	378/179	446/226
COMPLETION PCT.	47.4	50.7
HAD INTERCEPTED	22	20
PUNTS/AVERAGE	65/39.8	60/39.9
NET PUNTING AVG.	NA/NA	NA/NA
PENALTIES/YARDS	63/666	63/703
FUMBLES/BALL LOST	32/17	30/15
TOUCHDOWNS	39	40
RUSHING	19	13
PASSING	14	23
RETURNS	6	4

SCORE BY PERIODS	Q1	Q2	Q3	Q4	OT	PTS
EAGLES	39	137	45	105	0	326
OPPONENTS	68	91	85	96	0	340

PASSING	ATT	CMP	YDS	CMP%	Yd/Att	TD	TD%	INT	INT%	LONG	SACKS	RATING
SNEAD	226	103	1275	45.6	5.64	8	3.5	11	4.9	48	25/190	55.1
K.HILL	97	53	571	54.6	5.89	5	5.2	7	7.2	30	6/42	59.3
CONCANNON	51	21	262	41.2	5.14	1	2.0	4	7.8	44T	3/22	31.7
LANG	3	2	51	66.7	17.00	0	0.0	0	0.0	36	0/0	109.7
GROS	1	0	0	0.0	0.00	0	0.0	0	0.0	0	1/5	39.6
EAGLES	378	179	2159	47.4	5.71	14	3.7	22	5.8	48	35/259	53.4
OPPONENTS	446	226	2964	50.7	6.65	23	5.2	20	4.5	58	34/287	70.5

RUSHING	NO.	YDS	AVG	LONG	TD
T.BROWN	161	548	3.4	24	3
GROS	102	396	3.9	26	7
WOODSHICK	85	330	3.9	21	4
LANG	52	239	4.6	39	1
CONCANNON	25	195	7.8	29	2
MATSON	29	101	3.5	28	1
SNEAD	15	32	2.1	17	1
BAKER	1	15	15.0	15	0
F.HILL	1	5	5.0	5	0
K.HILL	7	-2	-3	2	0
EAGLES	478	1859	3.9	39	19
OPPONENTS	390	1693	4.3	68	13

RECEIVING	NO.	YDS	AVG	LONG	TD
RETZLAFF	40	653	16.3	40	6
T.BROWN	33	371	11.2	39	3
F.HILL	29	304	10.5	36	0
GROS	18	214	11.9	48	2
GOODWIN	16	212	13.3	30	1
HAWKINS	14	143	10.2	23	0
LANG	12	107	8.9	24	0
WOODSHICK	10	118	11.8	44T	1
MATSON	6	30	5.0	11	1
CONCANNON	1	7	7.0	7	0
EAGLES	179	2159	12.1	48	14
OPPONENTS	226	2964	13.1	58	23

INT'S	NO.	YDS	AVG	LONG	TD
SCARPATI	8	182	22.8	32	0
NETTLES	3	57	19.0	34T	1
LLOYD	3	46	15.3	24	0
MARTIN	1	47	47.0	47	0
WELLS	1	8	8.0	8	0
MORGAN	1	5	5.0	5	0
NELSON	1	0	0.0	0	0
RAMSEY	1	0	0.0	0	0
WHITTINGHAM	1	0	0.0	0	0
EAGLES	20	345	17.3	47	1
OPPONENTS	22	380	17.3	91T	3

PUNTING	NO.	YDS	AVG	TB	IN	LG	B
BAKER	42	1726	41.1	NA	NA	63	0
K.HILL	23	862	37.5	NA	NA	51	0
EAGLES	65	2588	39.8	NA	NA	63	0
OPPONENTS	60	2394	39.9	NA	NA	54	0

PUNT RETURNS	RET	FC	YDS	AVG	LG	TD
MARTIN	11	6	118	10.7	67T	1
HAWKINS	9	2	47	5.2	38	0
W. BROWN	5	4	-1	-2	2	0
CONCANNON	2	1	3	1.5	3	0
SCARPATI	2	0	-8	-4.0	-3	0
T.BROWN	1	0	0	0.0	0	0
NELSON	1	0	3	3.0	3	0
EAGLES	31	13	162	5.2	67T	1
OPPONENTS	31	15	300	9.7	86T	1

KICKOFF RETURNS	NO.	YDS	AVG	LG	TD
MATSON	26	544	20.9	31	0
T.BROWN	20	562	28.1	93T	2
W. BROWN	4	58	14.5	17	0
MARTIN	4	132	33.0	58	0
MEDEVED	2	10	5.0	10	0
NELSON	2	34	17.0	18	0
WHITTINGHAM	2	33	16.5	19	0
BEISLER	1	17	17.0	17	0
HAWKINS	1	0	0.0	0	0
JACKSON	1	16	16.0	16	0
LINCE	1	13	13.0	13	0
EAGLES	64	1419	22.2	93T	2
OPPONENTS	65	1330	20.5	56	0

SCORING	TD	RU	PA	RT	PAT	FG	S	PTS
BAKER	0	0	0	0	38/39	18/25	0	92
GROS	9	7	2	0	0	0	54	0
T. BROWN	8	3	2	0	0	0	48	0
RETZLAFF	6	0	6	0	0	0	36	0
WOODSHICKS	4	1	0	0	0	0	30	0
CONCANNON	2	2	0	0	0	0	12	0
MATSON	2	1	1	0	0	0	12	0
GOODWIN	1	0	1	0	0	0	6	0
LANG	1	1	0	0	0	0	6	0
MARTIN	1	0	0	1	0	0	6	0
NELSON	1	0	0	1	0	0	6	0
NETTLES	1	0	0	1	0	0	6	0
SNEAD	1	1	0	0	0	0	6	0
WELLS	1	0	0	1	0	0	6	0
EAGLES	39	19	14	6	38/39	18/25	0	326
OPP.	40	13	23	4	40/40	20/30	0	340

FGS	1-19	20-29	30-39	40-49	50+
BAKER	4/4	2/2	8/8	3/7	1/4
EAGLES	4/4	2/2	8/8	3/7	1/4
OPPONENTS	5/6	7/8	5/9	3/7	0/0
BAKER: (46N,23G,33G) (13G,41G,12G) ( ) (52N,44N,32G) ( ) (51G) (15G) (15G,37G) (31G,49N) (52N) (49N,58N) (35G,22G) (37G,38G,42G,30G) (47G)					
OPPONENTS: (9G,47G,27G) (12N,22G) (32N,18G) (44G,34G) (45N) (37N) (29G) (17G,28G) (21G,14G,28N,42G) (22G,29G) (30G,15G,43N,42N) (31N,37G,32G,35G) (47N,33N) ( )					

SACKS: EAGLES 34.0, OPPONENTS 35.0

PRO BOWL SELECTIONS: T. BOB BROWN, T. FLOYD PETERS





## 1967 PHILADELPHIA EAGLES STATISTICS

RECORD: 6-7-1, 2ND IN CAPITOL  
HEAD COACH: JOE KUHARICH

DATE	W/L	SCORE	OPPONENT	ATT.
5-17	W	35-24	WASHINGTON	60,709
5-24	L	6-38	BALTIMORE	60,755
6-01	W	34-24	PITTSBURGH	60,335
6-08	W	38-7	AT ATLANTA	53,868
6-15	L	27-28	SAN FRANCISCO	60,825
6-22	L	14-48	AT ST. LOUIS	46,562
6-29	W	21-14	DALLAS	60,740
7-05	L	24-31	AT NEW ORLEANS	59,596
7-12	L	17-33	AT LA RAMS	57,628
7-19	W	48-21	NEW ORLEANS	60,751
7-26	L	7-44	AT NY GIANTS	63,027
8-03	T	35-35	AT WASHINGTON	50,451
8-10	L	17-38	AT DALLAS	55,834
8-17	W	28-24	CLEVELAND	60,658

TEAM STATISTICS	EAGLES	OPP.
TOTAL FIRST DOWNS	239	286
RUSHING	69	105
PASSING	146	161
PENALTY	24	20
3RD DOWN: MADE/ATT	NA	NA
3RD DOWN PCT.	NA	NA
4TH DOWN: MADE/ATT	NA	NA
4TH DOWN PCT.	NA	NA
POSSESSION AVG.	NA	NA
TOTAL NET YARDS	4344	4972
AVG. PER GAME	310.3	355.1
TOTAL PLAYS	822	937
AVG. PER PLAY	5.3	5.3
NET YARDS RUSHING	1250	1741
AVG. PER GAME	89.3	124.4
TOTAL RUSHES	328	434
NET YARDS PASSING	3094	3231
AVG. PER GAME	221.0	230.8
SACKED/YARDS LOST	49/369	23/151
GROSS YARDS	3463	3382
ATT./COMPLETIONS	445/244	480/255
COMPLETION PCT.	54.8	53.1
HAD INTERCEPTED	24	21
PUNTS/AVERAGE	61/38.3	50/38.8
NET PUNTING AVG.	NA/NA	NA/NA
PENALTIES/YARDS	77/830	67/715
FUMBLES/BALL LOST	22/16	28/14
TOUCHDOWNS	45	52
RUSHING	12	16
PASSING	30	29
RETURNS	3	7
SCORE BY PERIODS	Q1 Q2 Q3 Q4 OT PTS	
EAGLES	82 120 66 83 0	351
OPPONENTS	71 141 96 101 0	409

RUSHING	NO.	YDS	AVG	LONG	TD		
WOODSHICK	155	670	4.3	41	6		
LANG	101	336	3.3	21	2		
T.BROWN	53	179	3.4	131	1		
SNEAD	9	30	3.3	21	2		
BALLMAN	1	17	17.0	171	1		
JONES	8	17	2.1	6	0		
GOODWIN	1	1	1.0	1	0		
EAGLES	328	1250	3.8	41	12		
OPPONENTS	434	1741	4.0	45	16		
RECEIVING	NO.	YDS	AVG	LONG	TD		
HAWKINS	59	1265	21.4	87	10		
BALLMAN	36	524	14.6	67	6		
WOODSHICK	34	391	11.5	43	4		
DITKA	26	274	10.5	25	2		
LANG	26	201	7.7	19	3		
T.BROWN	22	202	9.2	41	1		
KELLY	21	345	16.4	59	4		
F.HILL	9	144	16.0	57	0		
GOODWIN	6	65	10.8	23	0		
JONES	3	32	10.7	23	0		
WILSON	2	20	10.0	12	0		
EAGLES	244	3463	14.2	87	30		
OPPONENTS	255	3382	13.3	96	29		
INT'S	NO.	YDS	AVG	LONG	TD		
SCARPATI	4	99	24.8	67	1		
NETTLES	4	52	13.0	34	0		
F.BROWN	2	29	14.5	17	0		
MEDVED	2	23	11.5	23	0		
MARTIN	2	8	4.0	8	0		
KELLEY	1	18	18.0	18	0		
WELLS	1	17	17.0	17	0		
HULTZ	1	16	16.0	16	1		
SHANN	1	8	8.0	8	0		
PETERS	1	3	3.0	3	0		
LLOYD	1	1	1.0	1	0		
MORGAN	1	0	0.0	0	0		
EAGLES	21	274	13.0	67	2		
OPPONENTS	24	429	17.9	69	3		
PUNTING	NO.	YDS	AVG	TB	IN	LG	B
BAKER	61	2335	38.3	NA	NA	53	1
EAGLES	61	2335	38.3	NA	NA	53	1
OPPONENTS	50	1941	38.8	NA	NA	53	1
PUNT RETURNS	RET	FC	YDS	AVG	LG	TD	
MARTIN	20	4	128	6.4	30	0	
HUGHES	3	0	11	3.7	11	0	
SHANN	3	2	17	5.7	8	0	
LINCE	1	0	0	0.0	0	0	
REED	1	0	0	0.0	0	0	
SCARPATI	1	2	2	2.0	2	0	
MEDVED	0	1	0	0.0	0	0	
EAGLES	29	9	158	5.4	30	0	
OPPONENTS	33	14	130	3.9	26	0	

KICKOFF RETURNS	NO.	YDS	AVG	LG	TD
T.BROWN	13	301	23.2	41	0
HAWKINS	10	250	25.0	46	0
HUGHES	7	126	18.0	23	0
WILSON	7	150	21.4	33	0
SHANN	6	133	22.2	42	0
REED	5	111	22.2	31	0
LINCE	3	46	15.3	22	0
BALLMAN	2	43	21.5	27	0
JONES	2	32	16.0	17	0
BEISLER	1	0	0.0	0	0
F.BROWN	1	17	17.0	17	0
GRAY	1	30	30.0	30	0
KELLEY	1	0	0.0	0	0
MEDVED	1	7	7.0	7	0
RAMSEY	1	0	0.0	0	0
VASYS	1	0	0.0	0	0
EAGLES	62	1246	20.1	46	0
OPPONENTS	59	1466	24.8	96	2

SCORING	TD	RU	PA	RT	PAT	FG	S	PTS
BAKER	0	0	0	0	45/45	12/19	0	81
HAWKINS	10	0	10	0	0	0	0	60
WOODSHICK	6	4	0	0	0	0	0	60
BALLMAN	7	1	6	0	0	0	0	42
LANG	5	2	3	0	0	0	0	30
KELLY	4	0	4	0	0	0	0	24
T.BROWN	2	1	1	0	0	0	0	12
DITKA	2	0	2	0	0	0	0	12
SNEAD	2	2	0	0	0	0	0	12
HULTZ	2	0	0	1	0	0	0	6
NETTLES	1	0	0	1	0	0	0	6
SCARPATI	1	0	0	1	0	0	0	6
EAGLES	45	12	30	3	45/45	12/19	0	351
Opp.	52	16	29	7	52/52	15/32	0	409

FGS	1-19	20-29	30-39	40-49	50+
BAKER	2/2	2/3	7/9	1/4	0/1
EAGLES	2/2	2/3	7/9	1/4	0/1
OPPONENTS	4/8	4/7	4/9	2/6	1/2

BAKER: ( ) (9G,35G) (36G,35G) (46N,45N,34G) (54N, 32G,33G) ( ) (37B) (41G) (37B, 9G) (21G,37G) ( ) (45N) (25G) (27B)

OPPONENTS: (15N,37N,19B,25B,30G) (37N,52G) (52N, 43N,24G) (36N) (45N) (32G,47G) (9B) (33N,12G) (21G, 12G,27G,31G) (20N) (17G,15G,40G) (47N,29N,36N) (19N,22G) (41N,32G)

SACKS: EAGLES 23.0, OPPONENTS 49.0

PRO BOWL SELECTIONS: T FLOYD PETERS, C JIM RINGO

PASSING	ATT	CMP	YDS	CMP%	Yd/Att	TD	TD%	INT	INT%	LONG	SACKS	RATING
SNEAD	434	240	3399	55.3	7.83	29	6.7	24	5.5	87	48/351	80.0
K.HILL	7	2	33	28.6	4.71	1	14.3	0	0.0	18	0/0	86.3
DIAL	3	1	5	33.3	1.67	0	0.0	0	0.0	5	1/18	42.4
LANG	1	1	26	100.0	26.00	0	0.0	0	0.0	26	0/0	118.8
EAGLES	445	244	3463	54.8	7.78	30	6.7	24	5.4	87	49/369	80.2
OPPONENTS	480	255	3382	53.1	7.05	29	6.0	21	4.4	96	23/151	77.6





# 1968

## PHILADELPHIA EAGLES STATISTICS



RECORD: 2-12, 4TH IN CAPITOL  
HEAD COACH: JOE KUHARICH

DATE	W/L	SCORE	OPPONENT	ATT.
S-15	L	13-30	AT GREEN BAY	50,861
S-22	L	25-34	NY GIANTS	60,858
S-29	L	13-45	DALLAS	60,858
O-06	L	14-17	AT WASHINGTON	50,816
O-13	L	14-34	AT DALLAS	72,083
O-20	L	16-29	CHICAGO	60,858
O-27	L	3-6	AT PITTSBURGH	26,908
N-03	L	17-45	ST. LOUIS	59,208
N-10	L	10-16	WASHINGTON	59,133
N-17	L	6-7	AT NY GIANTS	62,896
N-24	L	13-47	AT CLEVELAND	62,338
N-28	W	12-0	AT DETROIT	47,909
D-08	W	29-17	NEW ORLEANS	57,128
D-15	L	17-24	MINNESOTA	54,530

TEAM STATISTICS	EAGLES	OPP.
TOTAL FIRST DOWNS	197	256
RUSHING	78	128
PASSING	100	111
PENALTY	19	17
3RD DOWN: MADE/ATT	NA	NA
3RD DOWN PCT.	NA	NA
4TH DOWN: MADE/ATT	NA	NA
4TH DOWN PCT.	NA	NA
POSSESSION AVG.	NA	NA
TOTAL NET YARDS	3561	4514
AVG. PER GAME	254.4	322.4
TOTAL PLAYS	775	863
AVG. PER PLAY	4.6	5.2
NET YARDS RUSHING	1411	2141
AVG. PER GAME	100.8	152.9
TOTAL RUSHES	369	515
NET YARDS PASSING	2150	2373
AVG. PER GAME	153.6	169.5
SACKED/YARDS LOST	26/207	21/184
GROSS YARDS	2357	2557
ATT./COMPLETIONS	380/194	327/182
COMPLETION PCT.	51.1	55.7
HAD INTERCEPTED	29	13
PUNTS/AVERAGE	60/41.3	55/38.9
NET PUNTING YARDS	NA/NA	NA/NA
PENALTIES/YARDS	63/666	75/828
FUMBLES/BALL LOST	19/13	18/7
TOUCHDOWNS	21	40
RUSHING	3	18
PASSING	16	20
RETURNS	2	2
SCORE BY PERIODS	Q1 Q2 Q3 Q4 OT PTS	
EAGLES	27 71 32 72 0	202
OPPONENTS	62 98 92 99 0	351

PASSING	ATT	CMP	YDS	CMP%	YD/AT	TD	TD%	INT	INT%	LONG	SACKS	RATING
SNEAD	291	152	1655	52.2	5.69	11	3.8	21	7.2	55T	20/154	51.8
K.HILL TM	71	33	531	46.5	7.48	3	4.2	6	8.5	92T	4/36	50.9
HUARTE	15	7	110	46.7	7.33	1	6.7	2	13.3	48	2/17	54.2
SCARPATI	2	1	3	50.0	1.50	0	0.0	0	0.0	3	0/0	56.3
BAKER	1	1	58	100.0	58.00	1	100.0	0	0.0	58T	0/0	158.3
EAGLES	380	194	2357	51.1	6.20	16	4.2	29	7.6	92T	26/207	52.7
OPPONENTS	327	182	2557	55.7	7.82	20	6.1	13	4.0	87	21/184	84.9

RUSHING	NO.	YDS	AVG	LONG	TD
WOODSHICK	217	947	4.4	54T	3
LANG	69	235	3.4	17	0
PINDER	40	117	2.9	21	0
BALLMAN	1	30	30.0	30	0
SNEAD	9	27	3.0	9	0
JONES	22	24	1.1	10	0
CONJARI	8	21	2.6	6	0
HUARTE	2	9	4.5	11	0
K.HILL TM	1	1	1.0	1	0
EAGLES	369	1411	3.8	54T	3
OPPONENTS	515	2141	4.2	42	18

RECEIVING	NO.	YDS	AVG	LONG	TD
HAWKINS	42	707	16.8	92T	5
WOODSHICK	36	328	9.1	55	0
F.HILL	30	370	12.3	31T	3
BALLMAN	30	341	11.4	55T	4
LANG	17	147	8.6	25	1
PINDER	16	166	10.4	48	0
DITKA	13	111	8.5	18	2
JONES	5	87	17.4	48	0
HUGHES	3	39	13.0	18	0
MALLORY	1	58	58.0	58T	1
BAKER	1	3	3.0	3	0
EAGLES	194	2357	12.1	92T	16
OPPONENTS	182	2557	14.0	87	20

INT'S	NO.	YDS	AVG	LONG	TD
NELSON	3	7	2.3	7	0
SCARPATI	2	22	11.0	17	0
RAMSEY	2	0	0.0	0	0
WELLS	2	0	0.0	0	0
BEISLER	1	12	12.0	12	0
HAYMOND	1	10	10.0	10	0
MEDVED	1	0	0.0	0	0
PETERS	1	0	0.0	0	0
EAGLES	13	51	3.9	17	0
OPPONENTS	29	408	14.1	96T	2

PUNTING	NO.	YDS	AVG	TB	IN	LG	B
BAKER	55	2248	40.9	NA	NA	57	0
DUNCAN	5	228	45.6	NA	NA	55	0
EAGLES	60	2476	41.3	NA	NA	57	0
OPPONENTS	55	2141	38.9	NA	NA	60	0

PUNT RETURNS	RET	FC	YDS	AVG	LG	TD
HAYMOND	15	6	201	13.4	54T	1
SCARPATI	5	1	17	3.4	7	0
MALLORY	4	3	46	11.5	28	0
HAWKINS	0	1	0	0.0	0	0
EAGLES	24	11	264	11.0	54T	1
OPPONENTS	33	11	270	8.2	43	0

KICKOFF RETURNS	NO.	YDS	AVG	LG	TD
HAYMOND	28	677	24.2	98T	1
HAWKINS	12	254	21.2	46	0
NELSON	11	308	28.0	69	0
MALLORY	6	94	15.7	23	0
ROSSOVICH	2	20	10.0	11	0
GRAHAM	1	8	8.0	8	0
JONES	1	18	18.0	18	0
EAGLES	61	1379	22.6	98T	1
OPPONENTS	45	1030	22.9	75	0

SCORING	TD	RU	PA	RT	PAT	FG	S	PTS
BAKER	0	0	0	0	17/21	19/30	0	74
HAWKINS	5	0	5	0			0	30
BALLMAN	4	0	4	0			0	24
F.HILL	3	0	3	0			0	18
WOODSHICK	3	0	0				0	18
DITKA	2	0	2	0			0	12
HAYMOND	2	0	0	2			0	12
LANG	1	0	1	0			0	6
MALLORY	1	0	1	0			0	6
CONJARI	0	0	0	0			1	2
EAGLES	21	3	16	2	17/21	19/30	1	202
OPP.	40	18	20	2	29/39	24/35	0	351

FGS	1-19	20-29	30-39	40-49	50+
BAKER	7/8	4/5	7/12	1/5	0/0
EAGLES	7/8	4/5	7/12	1/5	0/0
OPPONENTS	8/8	10/11	5/7	1/7	0/2

BAKER: (27G,17G) ( ) (23G,13G) (45N) (47N) (30G,37G, 44G) (47N,44N,38N,38G) (39N,12G) (32N,20N,37G) (33N,19G,19G) (34N,18G,25G) (36G,18G,32G,35G) (18N) (25G)  
OPPONENTS: (17G,22G,35G) (20G,30G) (26G) (24G) (35N,26G,21G) (39G,31G,28G,15G,14G) (22N,40B, 34G,15G) (51N,47G) (47N,15G,25G, 9G) (47N,47N) (34N,28G,26G) ( ) (49N,10G) (48N,51N,17G)

SACKS: EAGLES 21.0, OPPONENTS 26.0

USUAL STARTERS			
WR	GARY BALLMAN	LE	TIM ROSSOVICH
LT	LANE HOWELL	LT	FLOYD PETERS (5)
LG	DICK HART		FRANK MOLDEN (5)
C	GENE CEPPETELLI	RT	GARY PETTIGREW
RG	MARK NORDQUIST	RE	MEL TOM
RT	BOB BROWN	LLB	RON MEDVED (5)
TE	FRED HILL (8)	MLB	DAVE LLOYD
	MIKE DITKA (5)	LB	HAROLD WELLS
WR	BEN HAWKINS	LCB	AL NELSON
QB	NORM SNEAD	RCB	ALVIN HAYMOND
RB	TOM WOODSHICK	LS	NATE RAMSEY
FB	ISRAEL LANG (6)	RS	JOE SCARPATI
	CYRIL PINDER (5)		

PRO BOWL SELECTIONS: K SAM BAKER, T BOB BROWN, RB TOM WOODSHICK





## 1969

## PHILADELPHIA EAGLES STATISTICS



**Record: 4-9-1, 4TH IN CAPITAL**  
**Head Coach: JERRY WILLIAMS**

DATE	W/L	SCORE	OPPONENT	ATT.
S-21	L	20-27	CLEVELAND	60,658
S-28	W	41-27	PITTSBURGH	60,658
O-05	L	7-38	DALLAS	60,658
O-13	L	20-24	AT BALTIMORE	56,864
O-19	L	14-49	AT DALLAS	71,509
O-26	W	13-10	NEW ORLEANS	60,658
N-02	W	23-20	AT NY GIANTS	62,912
N-09	T	28-28	AT WASHINGTON	50,502
N-16	L	17-23	LA RAMS	60,658
N-23	W	34-30	AT ST. LOUIS	45,512
N-30	L	17-26	AT NEW ORLEANS	72,805
D-07	L	29-34	WASHINGTON	60,658
D-14	L	3-27	ATLANTA	60,658
D-21	L	13-14	AT SAN FRANCISCO	25,391

TEAM STATISTICS	EAGLES	OPP.
TOTAL FIRST DOWNS	231	268
RUSHING	83	111
PASSING	132	136
PENALTY	16	21
3RD DOWN: MADE/ATT	NA	NA
3RD DOWN PCT.	NA	NA
4TH DOWN: MADE/ATT	NA	NA
4TH DOWN PCT.	NA	NA
POSSESSION AVG.	NA	NA
TOTAL NET YARDS	4345	4978
AVG. PER GAME	310.4	355.6
TOTAL PLAYS	882	936
AVG. PER PLAY	4.9	5.3
NET YARDS RUSHING	1563	1909
AVG. PER GAME	111.6	136.4
TOTAL RUSHES	395	467
NET YARDS PASSING	2782	3069
AVG. PER GAME	198.7	219.2
SACKED/YARDS LOST	29/240	25/181
GROSS YARDS	3022	3250
ATT./COMPLETIONS	458/216	444/243
COMPLETION PCT.	47.2	54.7
HAD INTERCEPTED	28	15
PUNTS/AVERAGE	74/39.8	69/40.9
NET PUNTING AVG.	NA/NA	NA/NA
PENALTIES/YARDS	80/843	79/950
FUMBLES/BALL LOST	18/11	31/14
TOUCHDOWNS	33	44
RUSHING	10	15
PASSING	20	23
RETURNS	3	6

SCORE BY PERIODS	Q1	Q2	Q3	Q4	OT	PTS
EAGLES	43	90	61	85	0	279
OPPONENTS	87	77	114	99	0	377

PASSING	ATT	CMP	YDS	CMP%	YD/AT	TD	TD%	INT	INT%	LONG	SACKS	RATING
SNEAD	379	190	2768	50.1	7.30	19	5.0	23	6.1	80T	21/170	65.7
MIRA	76	25	240	32.9	3.16	1	1.3	5	6.6	35	8/70	19.6
KEYES	2	1	14	50.0	7.00	0	0.0	0	0.0	14	0/0	72.9
BRADLEY	1	0	0	0.0	0.00	0	0.0	0	0.0	0	0/0	39.6
EAGLES	458	216	3022	47.2	6.60	20	4.4	28	6.1	80T	29/240	58.0
OPPONENTS	444	243	3250	54.7	7.32	23	5.2	15	3.4	71T	25/181	81.4

RUSHING	NO.	YDS	AVG	LONG	TD
WOODSHICK	186	831	4.5	21	4
KEYES	121	361	3.0	28	3
PINDER	60	309	5.2	50	1
BLYE	8	25	3.1	11	0
MIRA	3	16	5.3	6	0
JACKSON	2	10	5.0	6	0
WILSON	4	7	1.8	4	0
BRADLEY	1	5	5.0	5	0
SNEAD	8	2	0.3	5T	2
JONES	1	0	0.0	0	0
HAWKINS	1	-3	-3.0	-3	0
EAGLES	395	1563	4.0	50	10
OPPONENTS	467	1909	4.1	53T	15

RECEIVING	NO.	YDS	AVG	LONG	TD
WOODSHICK	65	1116	17.2	65T	9
HAWKINS	43	761	17.7	58	8
BALLMAN	31	492	15.9	80T	2
KEYES	29	276	9.5	35	0
WOODSHICK	22	177	8.0	15	0
PINDER	12	77	6.4	20	0
HILL	6	64	10.7	23	1
HUGHES	3	29	9.7	15	0
BLYE	2	-6	-3.0	1	0
FRED BROWN	1	20	20.0	20	0
LAWRENCE	1	10	10.0	10	0
WILSON	1	6	6.0	6	0
EAGLES	216	3022	14.0	80T	20
OPPONENTS	243	3250	13.4	71T	23

INT'S	NO.	YDS	AVG	LONG	TD
SCARPATI	4	54	13.5	34T	1
NELSON	3	10	3.3	10	0
RAMSEY	2	26	13.0	26T	1
LOYD	2	22	11.0	14	0
BRADLEY	1	56	56.0	56T	1
COLMAN TM	1	11	11.0	11	0
CROSS	1	0	0.0	0	0
YOUNG	1	0	0.0	0	0
EAGLES	15	179	11.9	56T	3
OPPONENTS	28	343	12.3	38	3

PUNTING	NO.	YDS	AVG	TD	IN	LG	B
BRADLEY	74	2942	39.8	NA	NA	60	0
EAGLES	74	2942	39.8	NA	NA	60	0
OPPONENTS	69	2819	40.9	NA	NA	55	2

PUNT RETURNS	RET	FC	YDS	AVG	LG	TD
BRADLEY	28	5	181	6.5	37	0
SCARPATI	4	1	6	1.5	2	0
LAWRENCE	2	2	26	13.0	18	0
HAWKINS	1	2	6	6.0	6	0
HUGHES	1	0	0	0.0	0	0
EAGLES	36	10	219	6.1	37	0
OPPONENTS	21	24	93	4.4	30	0

KICKOFF RETURNS	NO.	YDS	AVG	LG	TD
BRADLEY	21	467	22.2	42	0
BLYE	19	370	19.5	35	0
KEYES	9	200	22.2	34	0
LAWRENCE	5	97	19.4	24	0
PINDER	4	56	14.0	19	0
NELSON	3	63	21.0	27	0
GRAHAM	2	5	2.5	5	0
EAGLES	63	1258	20.0	42	0
OPPONENTS	51	1043	20.5	54	0

SCORING	TD	RU	PA	RT	PAT	FG	S	PTS
BAKER	0	0	0	0	31/31	16/30	0	79
JACKSON	9	0	0	0			0	54
HAWKINS	8	0	0	0			0	48
WOODSHICK	4	0	0	0			0	24
KEYES	3	3	0	0			0	18
BALLMAN	2	0	2	0			0	12
SNEAD	2	2	0	0			0	12
BRADLEY	1	0	1	0			0	6
HILL	1	0	1	0			0	6
PINDER	1	1	0	0			0	6
RAMSEY	1	0	1	0			0	6
SCARPATI	1	0	1	0			0	6
TOM	0	0	0	0			1	2
EAGLES	33	10	20	3	31/31	16/30	1	279
OPP.	44	15	23	6	44/44	23/37	0	377

FGS	1-19	20-29	30-39	40-49	50+
BAKER	4/6	2/3	4/6	6/13	0/2
EAGLES	4/6	2/3	4/6	6/13	0/2
OPPONENTS	7/9	6/7	5/9	5/9	0/3

**BAKER:** (19N,45N) (44N,35G,41G) (42B)  
 (24G,18G) (52N) (34N,47N,45N,12G,40G)  
 (45G,32G,38G) (28N) (44G) (50N,15G,40G) (30G)  
 (39N,19G,47G) (20G) (19N,46N,47N)  
**OPPONENTS:** (22G,37G) (36G,15G) (47N,14G)  
 (37N,32B,20G) (53N,17N) (18N,22G) (40G,33G) ( )  
 (49N,42N,19G,39G,16G) (19G,46G,46G)  
 (27N,56N,37N,27G,40G,26G,17G)  
 (39N,12G,43G) (47N,28G,30G) (51N)

**SACKS:** EAGLES 25.0, OPPONENTS 29.0

USUAL STARTERS			
WR	BEN HAWKINS	LE	TIM ROSSOVICH
LT	LANE HOWELL	LT	FLOYD PETERS
LG	DICK HART	RT	ERNE CALLOWAY (7)
C	MIKE EVANS		GARY PETTIGREW (6)
RG	JIM SCAGGS (7)	RE	MEL TOM
	DON CHUY (6)	LLB	TONY GUILLOREY (8)
RT	JOE CAROLLO		ADRIAN YOUNG (5)
TE	GARY BALLMAN	MLB	DAVE LLOYD
WR	HAROLD JACKSON	RLB	RON PORTER
QB	NORM SNEAD	LCB	AL NELSON
RB	TOM WOODSHICK	RCB	IRV CROSS
FB	LEROY KEYES	LS	NATE RAMSEY
		RS	JOE SCARPATI

**PRO BOWL SELECTIONS:** WR HAROLD JACKSON, LB DAVE LLOYD, LB TIM ROSSOVICH





# 1970

## PHILADELPHIA EAGLES STATISTICS



RECORD: 3-10-1, 5TH IN NFC EAST  
HEAD COACH: JERRY WILLIAMS

DATE	W/L	SCORE	OPPONENT	ATT.
5-20	L	7-17	DALLAS	59,728
5-27	L	16-20	AT CHICAGO	53,643
0-04	L	21-33	WASHINGTON	60,658
0-11	L	23-30	AT NY GIANTS	62,820
0-18	L	20-35	ST. LOUIS	59,002
0-25	L	17-30	AT GREEN BAY (MI)	48,022
N-01	L	17-21	AT DALLAS	55,736
N-08	W	24-17	MIAMI	58,171
N-15	T	13-13	ATLANTA	55,425
N-23	W	23-20	NY GIANTS	59,117
N-29	L	14-23	AT ST. LOUIS	46,581
D-06	L	10-29	AT BALTIMORE	60,240
D-13	L	6-24	AT WASHINGTON	50,415
D-20	W	30-20	PITTSBURGH	55,252

### TEAM STATISTICS EAGLES OPP.

<b>TOTAL FIRST DOWNS</b> .....	229	213
RUSHING.....	81	102
PASSING.....	126	95
PENALTY.....	22	16
3RD DOWN: MADE/ATT.....	NA	NA
3RD DOWN PCT.....	NA	NA
4TH DOWN: MADE/ATT.....	NA	NA
4TH DOWN PCT.....	NA	NA
<b>POSSESSION AVG.</b> .....	NA	NA
<b>TOTAL NET YARDS</b> .....	3990	3953
AVG. PER GAME.....	285.0	282.4
TOTAL PLAYS.....	883	1019
AVG. PER PLAY.....	4.5	4.9
<b>NET YARDS RUSHING</b> .....	1539	2064
AVG. PER GAME.....	109.9	147.4
TOTAL RUSHES.....	450	457
<b>NET YARDS PASSING</b> .....	2451	1889
AVG. PER GAME.....	175.1	134.9
SACKED/YARDS LOST.....	23/200	34/287
GROSS YARDS.....	2651	2176
ATT./COMPLETIONS.....	410/218	313/161
COMPLETION PCT.....	53.2	51.4
HAD INTERCEPTED.....	23	10
<b>PUNTS/AVERAGE</b> .....	71/36.5	61/39.4
<b>NET PUNTING AVG.</b> .....	NA	NA
PENALTIES/YARDS.....	73/779	90/991
FUMBLES/BALL LOST.....	26/16	25/18
<b>TOUCHDOWNS</b> .....	29	36
RUSHING.....	11	16
PASSING.....	16	16
RETURNS.....	2	4

SCORE BY PERIODS	Q1	Q2	Q3	Q4	OT	PTS
EAGLES	45	75	55	66	0	241
OPPONENTS	70	126	73	63	0	332

PASSING	ATT	CMP	YDS	CMP%	Yd/Att	TD	TD%	INT	INT%	LONG	SACKS	RATING
SNEAD	335	181	2323	42.2	6.93	15	4.5	20	6.0	79t	21/181	66.1
ARRINGTON	73	37	328	50.7	4.49	1	1.4	3	4.1	23	2/19	50.5
BALLMAN	1	0	0	0.0	0.00	0	0.0	0	0.0	0	0/0	39.6
BOUGGESS	1	0	0	0.0	0.00	0	0.0	0	0.0	0	0/0	39.6
EAGLES	410	218	2651	53.2	6.47	16	3.9	23	5.6	79t	23/200	63.0
OPPONENTS	313	161	2176	51.4	6.95	16	5.1	10	3.2	NA	34/287	77.6

RUSHING	NO.	YDS	AVG	LONG	TD
PINDER	166	657	3.9	40T	2
BOUGGESS	159	401	2.5	20T	2
WOODSHICK	52	254	4.9	57t	2
WATKINS	32	96	3.0	11	1
H.JONES	13	44	3.4	16	0
SNEAD	18	35	1.9	16	3
ARRINGTON	4	33	8.0	15	1
BRADLEY	1	14	14.0	14	0
KEYES	2	7	3.5	5	0
HAWKINS	2	3	1.5	4	0
JACKSON	1	-5	-5.0	-5	0
EAGLES	450	1539	3.4	57t	11
OPPONENTS	457	2064	4.5	NA	16

RECEIVING	NO.	YDS	AVG	LONG	TD
BOUGGESS	50	401	8.0	34	2
BALLMAN	47	601	12.8	26	3
JACKSON	41	613	14.9	79t	5
HAWKINS	30	612	20.4	78T	4
PINDER	28	249	8.8	27	0
ZABEL	8	119	14.8	25	1
WOODSHICK	6	28	4.7	10	0
H.JONES	3	12	12.0	12	0
HILL	3	10	3.3	9	1
WATKINS	3	6	2.0	5	0
WALIK	1	0	0.0	0	0
EAGLES	218	2651	12.2	79t	16
OPPONENTS	161	2176	13.5	NA	16

INT'S	NO.	YDS	AVG	LONG	TD
NELSON	2	45	22.5	45	0
PREECE	2	19	9.5	19	0
YOUNG	2	19	9.5	13	0
R.JONES	2	17	8.5	17	0
HAYES	1	2	2.0	2	0
RAMSEY	1	0	0.0	0	0
EAGLES	10	102	10.2	45	0
OPPONENTS	23	NA	NA	NA	NA

PUNTING	NO.	YDS	AVG	TB	IN	LG	B
BRADLEY	61	2244	36.8	NA	NA	57	0
MOSELEY	10	350	35.0	NA	NA	56	0
EAGLES	71	2594	36.5	NA	NA	57	0
OPPONENTS	61	2403	39.4	NA	NA	NA	NA

PUNT RETURNS	RET	FC	YDS	AVG	LG	TD
WALIK	20	8	78	3.9	16	0
HAWKINS	10	2	16	1.6	8	0
HAYES	2	0	6	3.0	6	0
EAGLES	32	10	100	3.1	16	0
OPPONENTS	22	NA	163	7.4	NA	NA

KICKOFF RETURNS	NO.	YDS	AVG	LG	TD
WALIK	32	805	25.2	82	0
NELSON	10	187	18.7	27	0
R.JONES	8	120	15.0	30	0
HAYES	6	107	17.8	23	0
ROSSOVICH	1	22	22.0	22	0
PETTIGREW	1	11	11.0	11	0
HAWKINS	1	0	0.0	0	0
EAGLES	59	1252	21.2	82	0
OPPONENTS	50	1030	20.6	NA	NA

SCORING	TD	RU	PA	RT	PAT	FG	S	PTS
MOSELEY	0	0	0	0	25-28	14-25	0	67
JACKSON	5	0	5	0				30
BOUGGESS	4	2	2	0				24
HAWKINS	4	0	4	0				24
BALLMAN	3	0	3	0				18
SNEAD	3	3	0	0				18
PINDER	2	2	0	0				12
WOODSHICK	2	2	0	0				12
ARRINGTON	1	1	0	0				6
DIRKS	1	0	1	0				6
HILL	1	0	1	0				6
PREECE	1	0	0	1				6
WATKINS	1	1	0	0				6
ZABEL	1	0	1	0				6
EAGLES	29	11	16	2	25-28	14-25	0	241
OPP.	36	16	16	4	NA	27-NA	NA	332

SACKS: EAGLES 34.0, OPPONENTS 23.0

### USUAL STARTERS

WR	BEN HAWKINS	LE	ERNE CALLOWAY
LT	WADE KEY	LT	DON HOLTZ
LG	DICK HART	RT	GARY PETTIGREW
C	MIKE EVANS	RE	MEL TOM
RG	JIM SCAGGS	LLB	ADRIAN YOUNG
RT	JOE CAROLLO	MLB	TIM ROSSOVICH (8)
TE	GARY BALLMAN (8)		DAVE LLOYD (5)
	STEVE ZABEL (6)	RLB	RON PORTER
WR	HAROLD JACKSON	LCB	RAY JONES
QB	NORM SNEAD	RCB	AL NELSON
RB	LEE BOUGGESS	S	NATE RAMSEY (9)
RB	CYRIL PINDER (7)	S	STEVE PREECE (8)
	TOM WOODSHICK (6)		RON MEDVED (6)

PRO BOWL SELECTIONS: NONE





## 1971

## PHILADELPHIA EAGLES STATISTICS



**RECORD: 6-7-1, 3RD IN NFC EAST**  
**HEAD COACH: JERRY WILLIAMS (3)**  
**AND ED KHAYAT (11)**

DATE	W/L	SCORE	OPPONENT	ATT.
5-19	L	14-37	AT CINCINNATI	55,880
5-26	L	7-42	DALLAS	65,358
0-03	L	3-31	SAN FRANCISCO	65,358
0-10	L	0-13	MINNESOTA	65,358
0-17	L	10-34	AT OAKLAND	54,615
0-24	W	23-7	NY GIANTS	65,358
0-31	W	17-16	DENVER	65,358
N-07	T	7-7	AT WASHINGTON	53,041
N-14	L	7-20	AT DALLAS	60,178
N-21	W	37-20	AT ST. LOUIS	48,658
N-28	L	13-20	WASHINGTON	65,358
D-05	W	23-20	AT DETROIT	54,418
D-12	W	19-7	ST. LOUIS	65,358
D-19	W	41-28	AT NY GIANTS	62,774

TEAM STATISTICS		EAGLES	OPP.
TOTAL FIRST DOWNS	.....	201	251
RUSHING	.....	65	104
PASSING	.....	119	129
PENALTY	.....	17	18
3RD DOWN: MADE/ATT	.....	NA	NA
3RD DOWN PCT.	.....	NA	NA
4TH DOWN: MADE/ATT	.....	NA	NA
4TH DOWN PCT.	.....	NA	NA
POSSESSION AVG.	.....	NA	NA
TOTAL NET YARDS	.....	3571	4622
AVG. PER GAME	.....	255.1	330.1
TOTAL PLAYS	.....	823	889
AVG. PER PLAY	.....	4.3	5.2
NET YARDS RUSHING	.....	1248	1962
AVG. PER GAME	.....	89.1	140.1
TOTAL RUSHES	.....	407	450
NET YARDS PASSING	.....	2323	2660
AVG. PER GAME	.....	165.9	190.0
SACKED/YARDS LOST	.....	26/229	32/311
GROSS YARDS	.....	2552	2971
ATT./COMPLETIONS	.....	534/282	407/220
COMPLETION PCT.	.....	51.3	54.1
HAD INTERCEPTED	.....	20	22
PUNTS/AVERAGE	.....	75/41.9	57/40.4
NET PUNTING AVG.	.....	NA	NA
PENALTIES/YARDS	.....	81/838	94/908
FUMBLES/BALL LOST	.....	21/15	34/25
TOUCHDOWNS	.....	24	36
RUSHING	.....	6	16
PASSING	.....	13	16
RETURNS	.....	5	4

SCORE BY PERIODS	Q1	Q2	Q3	Q4	OT	PTS
EAGLES	51	66	42	62	0	221
OPPONENTS	16	113	77	96	0	302

PASSING	ATT	CMP	YDS	CMP%	YD/AT	TD	TD%	INT	INT%	LONG	SACKS	RATING
LISKE	269	143	1957	53.2	7.28	11	4.1	15	5.6	69T	13/134	67.1
ARRINGTON	118	55	576	46.6	4.88	2	1.7	5	4.2	65	13/95	49.3
BULL	1	1	15	100.0	15.00	0	0.0	0	0.0	15	0/0	118.8
WARD	1	1	4	100.0	4.00	0	0.0	0	0.0	4	0/0	83.3
A.DAVIS	1	0	0	0.0	0.00	0	0.0	0	0.0	0	0/0	39.6
EAGLES	390	200	2552	51.3	6.54	13	3.3	20	5.1	69T	26/229	61.8
OPPONENTS	407	220	2971	54.1	7.30	16	3.9	22	5.4	90T	32/311	68.1

RUSHING	NO.	YDS	AVG	LONG	TD
BULL	94	351	3.7	39	0
BOUGGESS	97	262	2.7	26	2
WOODSHICK	66	188	2.8	19	0
A.DAVIS	47	163	3.5	21	1
WATKINS	35	98	2.8	11	1
BAKER	17	49	2.9	13	0
JACKSON	5	41	8.2	18	0
BAILEY	23	41	1.8	7	1
LISKE	13	29	1.9	9	1
ARRINGTON	5	23	4.6	11	0
HAWKINS	4	8	2.0	10	0
ZABEL	1	-5	-5.0	-5	0
EAGLES	407	1248	3.1	39	6
OPPONENTS	450	1962	4.3	68T	16

RECEIVING	NO.	YDS	AVG	LONG	TD
JACKSON	47	716	15.2	69T	3
HAWKINS	37	650	17.6	65	4
BOUGGESS	24	170	7.1	27	1
CARMICHAEL	20	288	14.4	50	0
BALLMAN	13	238	18.3	57	0
A.DAVIS	11	46	4.2	12	0
BULL	9	75	8.3	15	1
HILL	7	92	13.1	35	0
BAILEY	7	55	7.9	24	0
KRAMER	6	65	10.8	17	1
WATKINS	6	40	6.7	10	0
WOODSHICK	6	36	6.0	11	1
BAKER	4	36	9.0	14	0
ZABEL	2	4	2.0	3T	2
WHALEN	1	41	41.0	41	0
EAGLES	200	2552	12.8	69T	13
OPPONENTS	220	2971	13.5	90T	16

INT'S	NO.	YDS	AVG	LONG	TD
BRADLEY	11	248	22.5	51	0
KEYES	6	31	5.2	17	0
NELSON	2	63	31.5	44	1
ROSSOVICH	1	24	24.0	24	0
HULTZ	1	4	4.0	4	0
ZABEL	1	4	4.0	4	0
EAGLES	22	374	17.0	51	1
OPPONENTS	20	359	12.9	46	1

PUNTING	NO.	YDS	AVG	TB	IN	LG	B
MCNEIL	73	3063	42.0	NA	NA	64	1
BRADLEY	2	76	38.0	NA	NA	45	0
EAGLES	75	3139	41.9	NA	NA	64	1
OPPONENTS	57	2308	40.4	NA	NA	57	1

PUNT RETURNS	RET	FC	YDS	AVG	LG	TD
BRADLEY	18	11	118	6.6	33	0
WALIK	5	4	50	10.0	50	0
HAWKINS	1	0	6	6.0	6	0
EAGLES	24	15	174	7.2	50	0
OPPONENTS	40	11	372	9.3	36	0

KICKOFF RETURNS	NO.	YDS	AVG	LG	TD
NELSON	13	358	27.5	51	0
WALIK	14	369	26.4	52	0
THROWER	12	299	24.9	45	0
PETTIGREW	2	37	28.5	21	0
JACKSON	2	48	24.0	28	0
A.DAVIS	2	44	22.0	25	0
HARRIS	2	28	14.0	21	0
KRAMER	1	0	0.0	0	0
ZABEL	1	0	0.0	0	0
EAGLES	49	1183	24.1	52	0
OPPONENTS	48	1103	22.9	103T	1

SCORING	TD	RU	PA	RT	PAT	FG	S	PTS
DEMPSEY	0	0	0	0	13-14	12-17	0	49
HAWKINS	5	0	4	1			0	30
FELLER	0	0	0	0	10-10	6-20	0	28
BOUGGESS	3	2	1	0			0	18
JACKSON	3	0	3	0			0	18
NELSON	2	0	2	0			0	12
ZABEL	2	0	2	0			0	12
BAILEY	1	1	0	0			0	6
BULL	1	0	1	0			0	6
A.DAVIS	1	1	0	0			0	6
HOBBS	1	0	0	1			0	6
KRAMER	1	0	1	0			0	6
LISKE	1	1	0	0			0	6
S.SMITH	1	0	0	1			0	6
WATKINS	1	1	0	0			0	6
WOODSHICK	1	0	1	0			0	6
EAGLES	24	6	13	5	23-24	18-37	0	221
OPP.	36	16	16	4	35-36	17-30	0	302

SACKS: EAGLES 32.0, OPPONENTS 26.0

USUAL STARTERS			
WR	HAROLD JACKSON	LDE	RICHARD HARRIS
LT	WADE KEY	LDT	DON HULTZ
LG	HARRY ALLISON	RDT	ERNE CALLOWAY (8)
C	MIKE EVANS		GARY PETTIGREW (6)
RG	MARK NORDQUIST	RDE	MEL TOM
RT	STEVE SMITH	LLB	STEVE ZABEL
TE	GARY BALLMAN (6)	MLB	TIM ROSSOVICH
	HAROLD CARMICHAEL (3)	RLB	RON PORTER
	KENT KRAMER (3)	LCB	AL NELSON
WR	BEN HAWKINS	RCB	NATE RAMSEY
QB	PETE LISKE	LS	LEROY KEYES
RB	RON BULL (9)	RS	BILL BRADLEY
RB	LEE BOUGGESS (7)		
	AL DAVIS (6)		
	TOM WOODSHICK (5)		

PRO BOWL SELECTIONS: S BILL BRADLEY





# 1972

## PHILADELPHIA EAGLES STATISTICS



**RECORD: 2-11-1, 5TH IN NFC EAST**  
**HEAD COACH: Ed KHAYAT**

DATE	W/L	SCORE	OPPONENT	ATT.
S-17	L	6-28	AT DALLAS	58,850
S-24	L	17-27	CLEVELAND	65,720
O-02	L	12-27	NY GIANTS	65,720
O-08	L	0-14	AT WASHINGTON	53,039
O-15	L	3-34	LA RAMS	65,720
O-22	W	21-20	AT KANSAS CITY	78,389
O-29	L	3-21	AT NEW ORLEANS	65,664
N-05	T	6-6	ST. LOUIS	65,720
N-12	W	18-17	AT HOUSTON	34,175
N-19	L	7-28	DALLAS	65,720
N-26	L	10-62	AT NY GIANTS	62,586
D-03	L	7-23	WASHINGTON	65,720
D-10	L	12-21	CHICAGO	65,720
D-17	L	23-24	AT ST. LOUIS	34,827

### TEAM STATISTICS EAGLES OPP.

TOTAL FIRST DOWNS	201	268
RUSHING	78	137
PASSING	110	117
PENALTY	13	14
3RD DOWN: MADE/ATT	62/187	87/190
3RD DOWN PCT.	33.2	45.8
4TH DOWN: MADE/ATT	NA	NA
4TH DOWN PCT.	NA	NA
POSSESSION AVG.	NA	NA
TOTAL NET YARDS	3463	4738
AVG. PER GAME	247.4	338.5
TOTAL PLAYS	826	878
AVG. PER PLAY	4.2	5.4
NET YARDS RUSHING	1393	2266
AVG. PER GAME	99.5	161.9
TOTAL RUSHES	398	543
NET YARDS PASSING	2070	2472
AVG. PER GAME	147.9	176.6
SACKED/YARDS LOST	53/457	17/143
GROSS YARDS	2527	2615
ATT./COMPLETIONS	375/184	318/175
COMPLETION PCT.	49.1	55.0
HAD INTERCEPTED	20	19
PUNTS/AVERAGE	63/40.3	54/40.5
NET PUNTING AVG.	NA	NA
PENALTIES/YARDS	76/690	72/637
FUMBLES/BALL LOST	35/18	29/8
TOUCHDOWNS	12	43
RUSHING	2	22
PASSING	10	20
RETURNS	0	1

SCORE BY PERIODS	Q1	Q2	Q3	Q4	OT	PTS
EAGLES	46	56	16	27	0	145
OPPONENTS	60	108	100	84	0	352

PASSING	ATT	CMP	YDS	CMP%	YD/AT	TD	TD%	INT	INT%	LONG	SACKS	RATING
REAVES	224	108	1508	48.2	6.73	7	3.1	12	5.4	77	38/322	58.4
LISKE	138	71	973	51.5	7.05	3	2.2	7	5.1	67	11/107	60.4
ARRINGTON	13	5	46	38.5	3.54	0	0.0	1	7.7	16	4/28	16.8
EAGLES	375	184	2527	49.1	6.74	10	2.7	20	5.3	77	53/457	57.7
OPPONENTS	318	175	2615	55.0	8.22	20	6.3	19	6.0	65	17/143	78.3

RUSHING	NO.	YDS	AVG	LONG	TD
JAMES	182	565	3.1	22	0
BAKER	90	322	3.6	14	0
WATKINS	67	262	3.9	28	1
REAVES	18	109	6.3	16	1
JACKSON	9	76	8.4	34	0
BAILEY	7	22	3.1	5	0
LISKE	7	20	2.9	9	0
SULLIVAN	13	13	1.0	4	0
CROWE	1	2	2.0	2	0
ARRINGTON	1	2	2.0	2	0
HAWKINS	3	0	0.0	12	0
EAGLES	398	1393	3.5	34	2
OPPONENTS	543	2266	4.2	43	22

RECEIVING	NO.	YDS	AVG	LONG	TD
JACKSON	62	1048	16.9	77	4
HAWKINS	30	512	17.1	67	1
CARMICHAEL	20	276	13.8	54	2
JAMES	20	156	7.8	35	1
BAKER	16	114	7.1	14	0
KRAMER	11	17	16.0	29	1
BALLMAN	9	183	20.3	43	0
WATKINS	6	-2	-0.3	4	0
BAILEY	5	32	6.4	9	0
SULLIVAN	4	17	4.3	7	0
WALK	1	15	15.0	15	1
EAGLES	184	2527	13.8	77	10
OPPONENTS	175	2615	14.9	65	20

INT'S	NO.	YDS	AVG	LONG	TD
BRADLEY	9	73	8.1	21	0
RAMSEY	3	14	4.7	10	0
PORTER	2	10	5.0	7	0
KEYES	2	0	0.0	0	0
BUNTING	1	45	45.0	45	0
ALLEN	1	15	15.0	15	0
ABSHER	1	7	7.0	7	0
EAGLES	19	158	17.6	33	0
OPPONENTS	18	319	17.7	70	2

PUNTING	NO.	YDS	AVG	TD	IN	LG	B
BRADLEY	56	2250	40.2	NA	NA	60	0
MCNEILL	7	290	41.4	NA	NA	51	0
EAGLES	63	2540	40.3	NA	NA	60	0
OPPONENTS	54	2189	40.5	NA	NA	67	2

PUNT RETURNS	RET	FC	YDS	AVG	LG	TD
BRADLEY	22	7	155	7.0	60	0
WALK	3	1	4	1.3	10	0
WINFIELD	1	0	12	12.0	12	0
GIBBS	1	0	8	8.0	8	0
EAGLES	27	8	179	6.6	60	0
OPPONENTS	26	28	137	5.3	48	0

KICKOFF RETURNS	NO.	YDS	AVG	LG	TD
NELSON	25	728	29.1	78	0
WALK	21	466	22.2	35	0
SULLIVAN	3	72	24.0	34	0
GIBBS	3	61	20.3	23	0
WINFIELD	3	9	3.0	9	0
BRADLEY	1	20	20.0	20	0
PETTIGREW	1	17	17.0	17	0
BAILEY	1	2	2.0	2	0
OVERMYER	1	0	0.0	0	0
EAGLES	59	1339	22.7	78	0
OPPONENTS	41	886	21.6	48	0

SCORING	TD	RU	PA	RT	PAT	FG	S	PTS
DEMSEY	0	0	0	0	11-12	20-35	0	71
JACKSON	4	0	4	0			0	24
CARMICHAEL	2	0	2	0			0	12
HAWKINS	1	0	1	0			0	6
KRAMER	1	0	1	0			0	6
JAMES	1	0	1	0			0	6
REAVES	1	1	0	0			0	6
WALK	1	0	1	0			0	6
WATKINS	1	1	0	0			0	6
BUNTING	0	0	0	0			1	2
COLEMAN	0	0	0	0			1	2
EAGLES	12	2	10	0	11-12	20-35	2	145
OPP.	43	22	20	1	42-43	16-25	2	352

SACKS: EAGLES 17.0, OPPONENTS 53.0

### USUAL STARTERS

WR	HAROLD JACKSON	LDE	RICHARD HARRIS
LT	WADE KEY	LDT	DON HUITZ
LG	TOM LUKEN (8)	RDT	HOUSTON ANTWINE
	JIM SKAGGS (6)	RDE	MEL TOM
C	MIKE EVANS	LLB	RON PORTER
RG	MARK NORDQUIST	MLB	CHUCK ALLEN (8)
RT	STEVE SMITH		STEVE ZABEL (6)
TE	KENT KRAMER (8)	RLB	BOB CREECH
	GARY BALLMAN (4)	LCB	AL NELSON
WR	BEN HAWKINS	RCB	NATE RAMSEY
QB	PETE LISKE (7)	LS	LEROY KEYES
	JOHN REAVES (7)	RS	BILL BRADLEY
RB	RON JAMES		
RB	LARRY WATKINS (8)		
	TONY BAKER (6)		

Pro Bowl Selections: S Bill Bradley, WR Harold Jackson





# 1973

## PHILADELPHIA EAGLES STATISTICS



**RECORD: 5-8-1, 3RD IN NFC EAST**  
**HEAD COACH: MIKE MCCORMACK**

DATE	W/L	SCORE	OPPONENT	ATT.
5-16	L	23-34	ST. LOUIS	61,103
5-23	T	23-23	AT NY GIANTS	62,289
5-30	L	7-28	WASHINGTON	64,147
0-07	L	26-27	AT BUFFALO	72,364
0-14	W	27-24	AT ST. LOUIS	44,400
0-21	L	21-28	AT MINNESOTA	47,478
0-28	W	30-16	DALLAS	63,300
N-04	W	24-23	NEW ENGLAND	65,070
N-11	L	27-44	ATLANTA	63,114
N-18	L	10-31	AT DALLAS	59,375
N-25	W	20-16	NY GIANTS	63,086
D-02	L	28-38	AT SAN FRANCISCO	51,155
D-09	W	24-23	NY JETS	34,621
D-16	L	20-38	AT WASHINGTON	49,484

### TEAM STATISTICS EAGLES OPP.

TOTAL FIRST DOWNS	267	286
RUSHING	103	136
PASSING	147	135
PENALTY	17	15
3RD DOWN: MADE/ATT	90/217	71/178
3RD DOWN PCT.	41.5	39.9
4TH DOWN: MADE/ATT	NA	NA
4TH DOWN PCT.	NA	NA
POSSESSION AVG.	NA	NA
TOTAL NET YARDS	4798	5062
AVG. PER GAME	342.1	361.2
TOTAL PLAYS	930	903
AVG. PER PLAY	5.1	5.6
NET YARDS RUSHING	1791	2423
AVG. PER GAME	127.9	172.7
TOTAL RUSHES	417	512
NET YARDS PASSING	2998	2639
AVG. PER GAME	214.1	188.5
SACKED/YARDS LOST	34/238	21/150
GROSS YARDS	3236	2789
ATT./COMPLETIONS	479/275	370/219
COMPLETION PCT.	57.4	59.2
HAD INTERCEPTED	13	15
PUNTS/AVERAGE	64/40.8	49/39.9
NET PUNTING AVG.	NA	NA
PENALTIES/YARDS	61/566	73/692
FUMBLES/BALL LOST	41/15	31/15
TOUCHDOWNS	34	47
RUSHING	9	22
PASSING	23	22
RETURNS	2	3

SCORE BY PERIODS	Q1	Q2	Q3	Q4	OT	PTS
EAGLES	55	77	103	75	0	310
OPPONENTS	90	121	61	121	0	393

PASSING	ATT	CMP	YDS	CMP%	Yd/Att	TD	TD%	INT	INT%	LONG	SACKS	RATING
GABRIEL	460	270	3219	58.7	7.00	23	5.0	12	2.6	80T	31/219	85.9
REAVES	19	5	17	26.3	8.95	0	0.0	1	5.3	6	3/19	17.7
EAGLES	479	275	3236	57.4	6.76	23	4.8	13	2.7	80T	34/238	82.8
OPPONENTS	370	219	2789	59.2	7.54	22	5.9	15	4.1	65T	21/150	85.7

RUSHING	NO.	YDS	AVG	LONG	TD
SULLIVAN	217	968	4.5	37	4
BULAICH	106	436	4.1	20	1
JAMES	36	178	4.9	24	1
BAILEY	20	91	4.5	15	0
CARMICHAEL	3	42	14.0	23	0
BOUGGESS	15	34	2.3	11	1
YOUNG	4	24	6.0	17T	1
GABRIEL	12	10	0.8	5	1
OLIVER	1	6	6.0	6	0
REAVES	2	2	1.0	3	0
BRADLEY	1	0	0.0	0	0
EAGLES	417	1791	4.3	37	9
OPPONENTS	512	2423	4.7	54	22

RECEIVING	NO.	YDS	AVG	LONG	TD
CARMICHAEL	67	1116	16.6	73	9
YOUNG	55	854	15.5	80T	6
SULLIVAN	50	322	6.4	29	1
BULAICH	42	403	9.6	80T	3
ZIMMERMAN	22	220	10.0	30T	3
JAMES	17	94	5.5	13	0
BAILEY	10	80	8.0	19	1
HAWKINS	6	114	19.0	37	0
BOUGGESS	4	18	4.5	6	0
OLIVER	1	9	9.0	9	0
DAVIS	1	6	6.0	6	0
EAGLES	275	3236	11.8	80T	23
OPPONENTS	219	2789	12.7	65T	22

INT'S	NO.	YDS	AVG	LONG	TD
LOGAN	5	38	7.6	30	0
BRADLEY	4	21	5.2	18	0
OUTLAW	2	48	24.0	45T	1
ZABEL	2	13	6.5	7	0
SODASKI	1	0	0.0	0	0
WIRGOWSKI	1	0	0.0	0	0
EAGLES	15	120	8.0	45T	1
OPPONENTS	13	287	22.1	56	1

PUNTING	NO.	YDS	AVG	TB	IN	LG	B
MCNEILL	46	1881	40.9	NA	NA	66	0
BRADLEY	18	735	40.8	NA	NA	61	0
EAGLES	64	2616	40.8	NA	NA	66	0
OPPONENTS	49	1957	39.9	NA	NA	62	0

PUNT RETURNS	RET	FC	YDS	AVG	LG	TD
BRADLEY	8	12	106	13.3	43	0
ALEXANDER	5	5	10	2.0	5	0
DAVIS	2	0	0	0.0	4	0
EAGLES	15	17	116	7.7	43	0
OPPONENTS	35	16	376	10.7	57	0

KICKOFF RETURNS	NO.	YDS	AVG	LG	TD
JAMES	16	413	25.8	36	0
SULLIVAN	12	280	23.3	32	0
NELSON	11	264	24.0	53	0
DAVIS	10	236	23.6	28	0
ALEXANDER	9	189	21.0	25	0
COLEMAN	2	24	12.0	19	0
BAILEY	2	18	9.0	18	0
OLIVER	1	17	17.0	17	0
EAGLES	63	1441	22.9	53	0
OPPONENTS	55	1246	22.6	101T	1

SCORING	TD	RU	PA	RT	PAT	FG	S	PTS
DEMPSEY	0	0	0	0	34-34	24-40	0	106
CARMICHAEL	9	0	9	0			0	54
YOUNG	7	1	6	0			0	42
SULLIVAN	5	4	1	0			0	30
BULAICH	4	1	3	0			0	24
ZIMMERMAN	3	0	3	0			0	18
BAILEY	1	0	1	0			0	6
BOUGGESS	1	1	0	0			0	6
GABRIEL	1	1	0	0			0	6
JAMES	1	1	0	0			0	6
OUTLAW	1	0	0	1			0	6
WYNN	1	0	0	1			0	6
EAGLES	34	9	23	2	34-34	24-40	0	310
OPP.	47	22	22	3	45-47	22-40	0	393

SACKS: EAGLES 21.0, OPPONENTS 34.0

### USUAL STARTERS

WR	DON ZIMMERMAN	LDE	DENNIS WIRGOWSKI (8)
LT	STEVE SMITH	JERRY PHILBIN (6)	
LG	WADE KEY (9)	LDT	GARY PETTIGREW
	VERN WINFIELD (5)	RDT	RICHARD HARRIS
C	GUY MORRIS (9)	RDE	WILL WYNN
	MIKE EVANS (5)	LLB	STEVE ZABEL
RG	MARK NORDQUIST	MLB	MARLIN MCKEEVER
RT	JERRY SISEMORE	RLB	JOHN SODASKI (9)
TE	CHARLES YOUNG		JOHN BUNTING (5)
WR	HAROLD CARMICHAEL	LCB	JOHN OUTLAW
QB	ROMAN GABRIEL	RCB	JOE LAVENDER
RB	TOM SULLIVAN	LS	RANDY LOGAN
RB	NORM BULAICH	RS	BILL BRADLEY

PRO BOWL SELECTIONS: S BILL BRADLEY, WR HAROLD CARMICHAEL, QB ROMAN GABRIEL, TE CHARLES YOUNG





# 1974

## PHILADELPHIA EAGLES STATISTICS



RECORD: 7-7, 4TH IN NFC EAST  
HEAD COACH: MIKE MCCORMACK

DATE	W/L	SCORE	OPPONENT	ATT.
5-15	L	3-7	AT ST. LOUIS	40,322
5-23	W	13-10	DALLAS	64,088
5-29	W	30-10	BALTIMORE	64,205
6-06	W	13-7	AT SAN DIEGO	36,124
6-13	W	35-7	NY GIANTS	64,801
6-20	L	24-31	AT DALLAS	43,586
6-27	L	10-14	AT NEW ORLEANS	64,257
7-03	L	0-27	AT PITTSBURGH	47,996
7-10	L	20-27	WASHINGTON	65,947
7-17	L	3-13	ST. LOUIS	61,982
7-24	L	7-26	AT WASHINGTON	54,395
8-01	W	36-14	GREEN BAY	42,030
8-08	W	20-7	AT NY GIANTS	46,889
8-15	W	28-17	DETROIT	57,157

### TEAM STATISTICS EAGLES OPP.

TOTAL FIRST DOWNS	244	248
RUSHING	79	105
PASSING	141	129
PENALTY	24	14
3RD DOWN: MADE/ATT	82/201	76/202
3RD DOWN PCT.	40.8	37.6
4TH DOWN: MADE/ATT	NA	NA
4TH DOWN PCT.	NA	NA
POSSESSION AVG.	NA	NA
TOTAL NET YARDS	3597	4270
AVG. PER GAME	256.9	305.0
TOTAL PLAYS	917	922
AVG. PER PLAY	3.9	4.6
NET YARDS RUSHING	1385	1797
AVG. PER GAME	98.9	128.3
TOTAL RUSHES	415	460
NET YARDS PASSING	2212	2473
AVG. PER GAME	158.0	176.6
SACKED/YARDS LOST	42/319	28/211
GROSS YARDS	2531	2684
ATT./COMPLETIONS	461/258	434/230
COMPLETION PCT.	55.9	52.9
HAD INTERCEPTED	17	18
PUNTS/AVERAGE	84/36.0	73/39.0
NET PUNTING AVG.	NA	NA
PENALTIES/YARDS	76/722	86/722
FUMBLES/BALL LOST	32/12	36/16
TOUCHDOWNS	31	26
RUSHING	13	14
PASSING	14	9
RETURNS	4	3

SCORE BY PERIODS	Q1	Q2	Q3	Q4	OT	PTS
EAGLES	49	88	75	30	0	242
OPPONENTS	34	65	65	53	0	217

PASSING	ATT	CMP	YDS	CMP%	YD/AT	TD	TD%	INT	INT%	LONG	SACKS	RATING
GABRIEL	338	193	1867	57.1	5.52	9	2.7	12	3.6	64T	35/259	66.8
BORYLA	102	60	580	58.8	5.69	5	4.9	3	2.9	29	4/39	78.9
REAVES	20	5	84	25.0	4.20	0	0.0	2	10.0	29	3/21	5.0
EAGLES	460	258	2531	56.1	5.50	14	3.0	17	3.7	64T	42/319	66.5
OPPONENTS	434	230	2684	53.0	6.18	9	2.1	18	4.1	57	28/211	61.6

RUSHING	NO.	YDS	AVG	LONG	TD
SULLIVAN	244	760	3.1	28T	11
JAMES	67	276	4.1	15	2
BULAICH	50	152	3.0	13	0
GABRIEL	14	76	5.4	11	0
YOUNG	6	38	6.3	14	0
BAILEY	10	32	3.2	11	0
BORYLA	6	25	4.2	11	0
OLIVER	7	19	2.7	7	0
REAVES	1	8	8.0	8	0
JACKSON	7	3	0.4	2	0
EAGLES	412	1389	3.3	28T	13
OPPONENTS	460	1797	3.9	34	14

RECEIVING	NO.	YDS	AVG	LONG	TD
YOUNG	63	696	11.0	29	3
CARMICHAEL	56	649	11.6	39	8
SULLIVAN	39	312	8.0	23	1
JAMES	33	230	6.9	34	0
ZIMMERMAN	30	368	12.3	64T	2
BULAICH	28	204	7.2	26	0
BAILEY	6	27	4.5	15	0
JACKSON	2	17	8.5	9	0
C.SMITH	1	28	28.0	28	0
EAGLES	258	2531	9.8	64T	14
OPPONENTS	230	2684	11.6	57	9

INT'S	NO.	YDS	AVG	LONG	TD
BERGEY	5	57	11.4	27	0
BUNTING	2	23	11.5	12	0
OUTLAW	2	22	11.0	22	0
BRADLEY	2	19	9.5	10	0
ZABEL	2	12	6.0	7	0
LOGAN	2	2	1.0	2	0
LAVENDER	1	37	37.0	37T	1
PATTON	1	4	4.0	4	0
HALVERSON	1	0	0.0	0	0
EAGLES	18	176	9.8	37T	1
OPPONENTS	17	362	21.3	54	1

PUNTING	NO.	YDS	AVG	TB	IN	LG	B
KERSEY	82	2959	36.1	NA	NA	59	0
BRADLEY	2	67	33.5	NA	NA	35	0
EAGLES	84	3026	36.0	NA	NA	59	2
OPPONENTS	73	2851	39.0	NA	NA	59	1

PUNT RETURNS	RET	FC	YDS	AVG	LG	TD
BRADLEY	22	5	248	11.3	22	0
MARSHALL	8	0	72	9.0	21	0
C.SMITH	4	0	7	1.8	11	0
REEVES	3	0	12	4.0	9	0
EAGLES	37	5	339	9.2	22	0
OPPONENTS	37	14	252	6.8	19	0

KICKOFF RETURNS	NO.	YDS	AVG	LG	TD
MARSHALL	16	412	25.8	44	0
JACKSON	14	339	24.2	52	0
JAMES	12	238	19.8	29	0
KRAMER	2	39	19.5	23	0
KIRKSEY	1	19	19.0	19	0
BAILEY	1	14	14.0	14	0
CHESSON	1	1	1.0	1	0
ZIMMERMAN	1	0	0.0	0	0
EAGLES	48	1062	22.1	52	0
OPPONENTS	46	1030	22.4	102T	1

SCORING	TD	RU	PA	RT	PAT	FG	S	PTS
SULLIVAN	12	11	1	0	0	0	0	72
DEMPEY	0	0	0	0	26-30	10-16	0	56
CARMICHAEL	8	0	8	0	0	0	0	48
YOUNG	3	0	3	0	0	0	0	18
JAMES	2	2	0	0	0	0	0	12
LAVENDER	2	0	0	2	0	0	0	12
ZIMMERMAN	2	0	2	0	0	0	0	12
DUNSTAN	1	0	0	1	0	0	0	6
WYNN	1	0	0	1	0	0	0	6
EAGLES	31	13	14	4	26-30	10-16	0	242
OPP.	26	14	9	3	25-26	12-25	0	217

SACKS: EAGLES 28.0, OPPONENTS 42.0

### USUAL STARTERS

WR HAROLD CARMICHAEL	LDE WILL WYNN
LT STEVE SMITH	LOT BILL DUNSTAN
LG WADE KEY	RDT JERRY PATTON
C GUY MORRIS	RDE JOE JONES
RG MARK NORDQUIST	LLB STEVE ZABEL
RT JERRY SISEMORE	MLB BILL BERGEY
TE CHARLES YOUNG	RLB JOHN BUNTING
WR DON ZIMMERMAN	LCB JOHN OUTLAW
QB ROMAN GABRIEL	RCB JOE LAVENDER
RB TOM SULLIVAN	LS RANDY LOGAN
RB NORM BULAICH (8)	RS BILL BRADLEY
PO JAMES (5)	

PRO BOWL SELECTIONS: LB BILL BERGEY, TE CHARLES YOUNG





# 1975

## PHILADELPHIA EAGLES STATISTICS



**RECORD: 4-10, 5TH IN NFC EAST**  
**HEAD COACH: MIKE MCCORMACK**

DATE	W/L	SCORE	OPPONENT	ATT.
5-21	L	14-23	NY GIANTS	60,798
5-28	L	13-15	AT CHICAGO	54,392
0-05	W	26-10	WASHINGTON	64,397
0-12	L	16-24	AT MIAMI	60,127
0-19	L	20-31	AT ST. LOUIS	45,242
0-26	L	17-20	DALLAS	64,889
N-03	L	3-42	LA RAMS	64,601
N-09	L	23-24	ST. LOUIS	60,277
N-16	W	13-10	AT NY GIANTS	53,434
N-23	L	17-27	AT DALLAS	57,893
N-30	W	27-17	SAN FRANCISCO	56,694
D-07	L	0-31	CINCINNATI	56,984
D-14	L	10-25	AT DENVER	37,080
D-21	W	26-3	AT WASHINGTON	49,385

### TEAM STATISTICS

	EAGLES	OPP.
<b>TOTAL FIRST DOWNS</b> .....	237	275
RUSHING.....	84	130
PASSING.....	134	123
PENALTY.....	19	22
3RD DOWN: MADE/ATT.....	78/218	97/210
3RD DOWN PCT.....	35.8	46.2
4TH DOWN: MADE/ATT.....	NA	NA
4TH DOWN PCT.....	NA	NA
POSSESSION AVG.....	NA	NA
<b>TOTAL NET YARDS</b> .....	4142	4771
AVG. PER GAME.....	295.9	340.8
TOTAL PLAYS.....	949	970
AVG. PER PLAY.....	4.4	4.9
<b>NET YARDS RUSHING</b> .....	1702	2233
AVG. PER GAME.....	121.6	159.5
TOTAL RUSHES.....	461	529
<b>NET YARDS PASSING</b> .....	2440	2538
AVG. PER GAME.....	174.3	181.3
SACKED/YARDS LOST.....	30/200	17/120
GROSS YARDS.....	2640	2658
ATT./COMPLETIONS.....	458/238	424/226
COMPLETION PCT.....	52.0	53.3
HAD INTERCEPTED.....	23	26
<b>PUNTS/AVERAGE</b> .....	83/38.9	65/37.0
<b>NET PUNTING AVG.</b> .....	NA	NA
PENALTIES/YARDS.....	81/744	96/769
FUMBLES/BALL LOST.....	29/12	30/18
<b>TOUCHDOWNS</b> .....	24	36
RUSHING.....	3	20
PASSING.....	19	13
RETURNS.....	2	3
<b>SCORE BY PERIODS</b>	Q1 Q2 Q3 Q4 OT PTS	
EAGLES.....	52 66 33 74 0	225
OPPONENTS.....	43 108 50 101 0	302

PASSING	ATT	CMP	Yds	CMP%	Yd/At	TD	TD%	INT	INT%	LONG	SACKS	RATING
GABRIEL	292	151	1644	51.7	5.63	13	4.5	11	3.8	62T	18/131	67.8
BORYLA	166	87	996	52.4	6.00	6	3.6	12	7.2	46	12/69	52.7
EAGLES	458	238	2640	52.0	5.76	19	4.1	23	5.0	62T	30/200	62.3
OPPONENTS	424	226	2658	53.3	6.27	13	3.1	26	6.1	66T	17/120	57.3

RUSHING	NO.	YDS	AVG	LONG	TD
SULLIVAN	173	632	3.7	28	0
MCAUSTER	103	335	3.3	18	1
MALONE	101	325	3.2	18	0
JAMES	43	196	4.6	51	1
SMITH	9	85	9.4	36	0
GABRIEL	13	70	5.4	39	1
BORYLA	8	33	4.1	11	0
TARVER	7	20	2.8	9	0
CARMICHAEL	1	6	6.0	6	0
YOUNG	2	1	0.5	3	0
S.JONES	1	-1	-1.0	-1	0
<b>EAGLES</b>	<b>461</b>	<b>1702</b>	<b>3.7</b>	<b>51</b>	<b>3</b>
<b>OPPONENTS</b>	<b>529</b>	<b>2233</b>	<b>4.2</b>	<b>32</b>	<b>20</b>

RECEIVING	NO.	YDS	AVG	LONG	TD
YOUNG	49	659	13.4	47	3
CARMICHAEL	49	639	13.0	62T	7
C.SMITH	37	515	13.9	46	6
JAMES	32	267	8.3	47T	1
SULLIVAN	28	276	9.9	35	0
MALONE	20	120	6.0	15	0
MCAUSTER	17	134	7.8	39T	2
TARVER	5	14	2.8	8	0
KREPFLE	1	16	16.0	16	0
<b>EAGLES</b>	<b>238</b>	<b>2640</b>	<b>11.1</b>	<b>62T</b>	<b>19</b>
<b>OPPONENTS</b>	<b>226</b>	<b>2658</b>	<b>11.8</b>	<b>66T</b>	<b>13</b>

INT'S	NO.	YDS	AVG	LONG	TD
BRADLEY	5	56	11.2	20	0
OUTLAW	5	23	4.6	23	0
LEMASTER	4	133	33.3	89T	1
PARKER	4	15	3.8	11	0
LAVENDER	3	59	19.7	36T	1
BERGEY	3	48	16.0	20	0
BUNTING	1	6	6.0	6	0
LOGAN	1	4	4.0	4	0
<b>EAGLES</b>	<b>26</b>	<b>344</b>	<b>13.2</b>	<b>89T</b>	<b>2</b>
<b>OPPONENTS</b>	<b>23</b>	<b>411</b>	<b>17.9</b>	<b>76T</b>	<b>2</b>

PUNTING	NO.	YDS	AVG	TB	IN	LG	B
S.JONES	68	2742	40.3	NA	NA	64	0
KERSEY	15	489	32.6	NA	NA	50	0
<b>EAGLES</b>	<b>83</b>	<b>3231</b>	<b>38.9</b>	<b>NA</b>	<b>NA</b>	<b>64</b>	<b>0</b>
<b>OPPONENTS</b>	<b>65</b>	<b>2406</b>	<b>37.0</b>	<b>NA</b>	<b>NA</b>	<b>54</b>	<b>0</b>

PUNT RETURNS	RET	FC	YDS	AVG	LG	TD
MARSHALL	23	2	235	10.2	39	0
MORGAN	8	0	60	7.5	13	0
BRADLEY	4	3	4	1.0	6	0
<b>EAGLES</b>	<b>35</b>	<b>5</b>	<b>299</b>	<b>8.5</b>	<b>39</b>	<b>0</b>
<b>OPPONENTS</b>	<b>58</b>	<b>6</b>	<b>530</b>	<b>9.1</b>	<b>51</b>	<b>1</b>

KICKOFF RETURNS	NO.	YDS	AVG	LG	TD
MARSHALL	22	557	25.3	33	0
JAMES	13	311	23.9	38	0
MCAUSTER	12	278	23.2	42	0
MORGAN	7	170	24.3	33	0
SULLIVAN	3	42	14.0	23	0
OPPERMAN	1	15	15.0	15	0
SISEMORE	1	15	15.0	15	0
<b>EAGLES</b>	<b>59</b>	<b>1388</b>	<b>23.5</b>	<b>42</b>	<b>0</b>
<b>OPPONENTS</b>	<b>51</b>	<b>1149</b>	<b>22.5</b>	<b>50</b>	<b>0</b>

SCORING	TD	RU	PA	RT	PAT	FG	S	PTS
MUHLHANN	0	0	0	0	21-24	20-29	0	81
CARMICHAEL	7	0	7	0			0	42
C.SMITH	6	0	6	0			0	36
MCAUSTER	3	1	2	0			0	18
YOUNG	3	0	3	0			0	18
JAMES	2	1	1	0			0	12
GABRIEL	1	1	0	0			0	6
LAVENDER	1	0	0	1			0	6
LEMASTER	1	0	0	1			0	6
<b>EAGLES</b>	<b>24</b>	<b>3</b>	<b>19</b>	<b>2</b>	<b>21-24</b>	<b>20-29</b>	<b>0</b>	<b>225</b>
<b>OPP.</b>	<b>36</b>	<b>20</b>	<b>13</b>	<b>3</b>	<b>32-36</b>	<b>18-27</b>	<b>0</b>	<b>302</b>

**SACKS: EAGLES 17.0, OPPONENTS 30.0**

### USUAL STARTERS

WR HAROLD CARMICHAEL	LDE WILL WYNN
LT STAN WALTERS	LDT RICH GLOVER
LG JOHN NILAND	ROT BILL DUNSTAN
C GUY MORRIS	RDE BLENDIA GAY (8)
RG BILL LUECK	JOE JONES (5)
RT JERRY SISEMORE	LLB FRANK LEMASTER
TE CHARLES YOUNG	MLB BILL BERGEY
WR CHARLES SMITH	RLB JOHN BUNTING
QB ROMAN GABRIEL (9)	LCB JOHN OUTLAW
MIKE BORYLA (5)	RCB JOE LAVENDER
RB TOM SULLIVAN	LS RANDY LOGAN
RB ART MALONE	RS BILL BRADLEY

**PRO BOWL SELECTIONS: QB MIKE BORYLA, TE CHARLES YOUNG**





# 1976

## PHILADELPHIA EAGLES STATISTICS



**RECORD: 4-10, 4TH IN NFC EAST**  
**HEAD COACH: DICK VERMEIL**

DATE	W/L	SCORE	OPPONENT	ATT.
5-12	L	7-27	AT DALLAS	55,530
5-19	W	20-7	NY GIANTS	60,643
5-27	L	17-20	OT WASHINGTON	60,131
0-03	W	14-13	AT ATLANTA	45,535
0-10	L	14-33	ST. LOUIS	44,933
0-17	L	13-28	AT GREEN BAY	55,398
0-24	L	12-31	MINNESOTA	56,233
0-31	W	10-0	AT NY GIANTS	68,690
N-07	L	14-17	AT ST. LOUIS	60,760
N-14	L	3-24	AT CLEVELAND	62,120
N-21	L	7-26	OAKLAND	62,133
N-28	L	0-24	AT WASHINGTON	54,292
D-05	L	7-26	DALLAS	55,072
D-12	W	27-10	SEATTLE	37,949

### TEAM STATISTICS

	EAGLES	OPP.
<b>TOTAL FIRST DOWNS</b> .....	220	262
RUSHING.....	109	113
PASSING.....	91	129
PENALTY.....	20	20
3RD DOWN: MADE/ATT.....	71/220	95/227
3RD DOWN PCT.....	32.3	41.9
4TH DOWN: MADE/ATT.....	NA	NA
4TH DOWN PCT.....	NA	NA
POSSESSION AVG.....	NA	NA
<b>TOTAL NET YARDS</b> .....	3572	4600
AVG. PER GAME.....	255.1	328.6
TOTAL PLAYS.....	915	954
AVG. PER PLAY.....	3.9	4.8
<b>NET YARDS RUSHING</b> .....	2080	2050
AVG. PER GAME.....	148.6	146.4
<b>TOTAL RUSHES</b> .....	505	532
<b>NET YARDS PASSING</b> .....	1492	2550
AVG. PER GAME.....	106.6	182.1
SACKED/YARDS LOST.....	43/352	19/138
GROSS YARDS.....	1844	2688
ATT./COMPLETIONS.....	369/182	404/237
COMPLETION PCT.....	49.3	58.7
HAD INTERCEPTED.....	18	9
<b>PUNTS/AVERAGE</b> .....	97/35.5	86/37.9
<b>NET PUNTING AVG.</b> .....	29.9	31.1
<b>PENALTIES/YARDS</b> .....	91/722	105/927
<b>FUMBLES/BALL LOST</b> .....	33/14	31/15
<b>TOUCHDOWNS</b> .....	19	35
RUSHING.....	8	16
PASSING.....	11	17
RETURNS.....	0	2

SCORE BY PERIODS	Q1	Q2	Q3	Q4	OT	PTS
EAGLES	34	53	23	55	0	165
OPPONENTS	41	100	69	73	3	286

PASSING	ATT	CMP	YDS	CMP%	YD/AT	TD	TD%	INT	INT%	LONG	SACKS	RATING
BORYLA	246	123	1247	50.0	5.07	9	3.7	14	5.7	48	29/235	53.3
GABRIEL	92	46	476	50.0	5.17	2	2.2	2	2.2	34	13/111	63.5
WALTON	28	12	125	42.9	4.46	0	0.0	2	7.1	33	1/6	26.6
CARMICHAEL	2	0	0	0.0	0.00	0	0.0	0	0.0	0	0/0	39.6
JONES	1	1	-4	100.0	-4.00	0	0.0	0	0.0	0	0/0	79.2
<b>EAGLES</b>	<b>369</b>	<b>182</b>	<b>1844</b>	<b>49.3</b>	<b>5.00</b>	<b>11</b>	<b>3.0</b>	<b>18</b>	<b>4.9</b>	<b>48</b>	<b>43/352</b>	<b>53.6</b>
<b>OPPONENTS</b>	<b>404</b>	<b>237</b>	<b>2688</b>	<b>58.7</b>	<b>6.65</b>	<b>17</b>	<b>4.2</b>	<b>9</b>	<b>2.2</b>	<b>69</b>	<b>19/138</b>	<b>83.4</b>

RUSHING	NO.	YDS	AVG	LONG	TD
HOGAN	123	561	4.6	32	0
SULLIVAN	99	399	4.0	26	2
HAMPTON	71	267	3.8	59	1
MCALISTER	68	265	3.9	20	0
LUSK	61	254	4.2	22	0
BORYLA	29	166	5.7	22	2
OLDS	36	120	3.3	8	1
C.SMITH	9	25	2.8	14	1
MALONE	2	14	7.0	15	1
YOUNG	1	6	6.0	6	0
GABRIEL	14	2	0.1	5	0
WALTON	2	1	0.5	1	0
<b>EAGLES</b>	<b>515</b>	<b>2080</b>	<b>4.1</b>	<b>59</b>	<b>8</b>
<b>OPPONENTS</b>	<b>532</b>	<b>2050</b>	<b>3.8</b>	<b>46</b>	<b>16</b>

RECEIVING	NO.	YDS	AVG	LONG	TD
CARMICHAEL	42	503	12.0	24	5
YOUNG	30	374	12.5	29	0
C.SMITH	27	412	15.3	48	4
HOGAN	15	89	6.0	12	0
SULLIVAN	14	116	8.3	21	1
LUSK	13	119	9.2	42	0
MCALISTER	12	72	6.0	25	0
HAMPTON	12	57	4.8	19	0
OLDS	9	29	3.2	14	0
KREPFLE	6	80	13.3	17	1
MALONE	1	-3	-3.0	-3	0
LEMASTER	1	-4	-4.0	-4	0
<b>EAGLES</b>	<b>182</b>	<b>1794</b>	<b>10.1</b>	<b>48</b>	<b>11</b>
<b>OPPONENTS</b>	<b>237</b>	<b>2688</b>	<b>11.3</b>	<b>69</b>	<b>17</b>

INT'S	NO.	YDS	AVG	LONG	TD
BRADLEY	2	63	31.5	52	0
BERGEY	2	48	24.0	37	0
OUTLAW	2	19	9.5	19	0
LOGAN	1	38	38.0	38	0
EHLERS	1	27	27.0	27	0
CLARK	1	0	0.0	0	0
<b>EAGLES</b>	<b>9</b>	<b>195</b>	<b>21.7</b>	<b>52</b>	<b>0</b>
<b>OPPONENTS</b>	<b>18</b>	<b>189</b>	<b>10.5</b>	<b>37</b>	<b>1</b>

PUNTING	NO.	YDS	AVG	TD	IN	LG	B
JONES	94	3445	36.6	NA	23	57	3
<b>EAGLES</b>	<b>97</b>	<b>3445</b>	<b>35.5</b>	<b>NA</b>	<b>23</b>	<b>57</b>	<b>3</b>
<b>OPPONENTS</b>	<b>86</b>	<b>3260</b>	<b>37.9</b>	<b>NA</b>	<b>12</b>	<b>58</b>	<b>NA</b>

PUNT RETURNS	RET	FC	YDS	AVG	LG	TD
MARSHALL	27	9	290	10.7	29	0
BRADLEY	9	5	64	7.1	23	0
CLARK	4	0	57	14.3	24	0
BURKE	1	0	14	14.0	14	0
<b>EAGLES</b>	<b>41</b>	<b>14</b>	<b>425</b>	<b>10.4</b>	<b>29</b>	<b>0</b>
<b>OPPONENTS</b>	<b>53</b>	<b>10</b>	<b>405</b>	<b>7.6</b>	<b>55</b>	<b>0</b>

KICKOFF RETURNS	NO.	YDS	AVG	LG	TD
MARSHALL	30	651	21.7	41	0
MCALISTER	9	172	19.1	28	0
LUSK	7	155	22.1	27	0
SULLIVAN	5	108	21.6	26	0
HAMPTON	3	46	15.3	23	0
OLDS	1	11	11.0	11	0
EHLERS	1	8	8.0	8	0
C.SMITH	1	3	3.0	3	0
BLEAMER	1	0	0.0	0	0
<b>EAGLES</b>	<b>58</b>	<b>1154</b>	<b>19.8</b>	<b>41</b>	<b>0</b>
<b>OPPONENTS</b>	<b>44</b>	<b>902</b>	<b>20.5</b>	<b>53</b>	<b>0</b>

SCORING	TD	RU	PA	RT	PAT	FG	S	PTS
MUHLBACH	0	0	0	0	18-19	11-16	0	51
CARMICHAEL	5	0	5	0			0	30
C.SMITH	5	1	4	0			0	30
SULLIVAN	3	2	1	0			0	18
BORYLA	2	2	0	0			0	12
HAMPTON	1	1	0	0			0	6
KREPFLE	1	0	1	0			0	6
MALONE	1	1	0	0			0	6
OLDS	1	1	0	0			0	6
<b>EAGLES</b>	<b>19</b>	<b>8</b>	<b>11</b>	<b>0</b>	<b>18-19</b>	<b>11-16</b>	<b>0</b>	<b>165</b>
<b>Opp.</b>	<b>35</b>	<b>16</b>	<b>17</b>	<b>2</b>	<b>33-35</b>	<b>13-23</b>	<b>2</b>	<b>286</b>

SACKS: EAGLES 19.0, OPPONENTS 43.0

USUAL STARTERS			
WR	HAROLD CARMICHAEL	LDE	BLENDA GAY
LT	STAN WALTERS	LDT	MANNY SISTRUNK
LG	WADE KEY	RT	CARL HAIRSTON(8)
C	GUY MORRIS		PETE LAZETICH(5)
RG	JERRY SISEMORE	RDE	WILL WYNN
RT	ED GEORGE	LLB	FRANK LEMASTER
TE	CHARLES YOUNG	MLB	BILL BERGEY
WR	CHARLES SMITH	RLB	JOHN BUNTING
QB	MIKE BORYLA	LCB	JOHN OUTLAW
RB	TOM SULLIVAN	RCB	AL CLARK
RB	MIKE HOGAN	LS	RANDY LOGAN
		RS	BILL BRADLEY

PRO BOWL SELECTIONS: LB BILL BERGEY





# 1977

## PHILADELPHIA EAGLES STATISTICS



**RECORD: 5-9, 4TH IN NFC EAST**  
**HEAD COACH: DICK VERMEIL**

DATE	W/L	SCORE	OPPONENT	ATT.
5-18	L	13-3	TAMPA BAY	61,549
5-25	L	0-20	AT LA RAMS	46,031
0-02	L	13-17	AT DETROIT	57,236
0-09	W	28-10	AT NY GIANTS	48,824
0-16	L	17-21	ST. LOUIS	60,535
0-23	L	10-16	DALLAS	65,507
0-30	L	17-23	AT WASHINGTON	55,031
N-06	W	28-7	NEW ORLEANS	53,482
N-13	L	14-17	WASHINGTON	60,702
N-20	L	16-21	AT ST. LOUIS	48,768
N-27	L	6-14	AT NEW ENGLAND	57,893
D-04	L	14-24	AT DALLAS	60,289
D-11	W	17-14	NY GIANTS	47,731
D-18	W	27-0	NY JETS	19,241

TEAM STATISTICS	EAGLES	OPP.
TOTAL FIRST DOWNS	211	216
RUSHING	98	95
PASSING	100	106
PENALTY	13	15
3RD DOWN: MADE/ATT.	73/195	85/225
3RD DOWN PCT.	37.4	37.8
4TH DOWN: MADE/ATT	NA	NA
4TH DOWN PCT.	NA	NA
POSSESSION AVG.	NA	NA
TOTAL NET YARDS	3575	3793
AVG. PER GAME	255.4	270.9
TOTAL PLAYS	880	925
AVG. PER PLAY	4.1	4.1
NET YARDS RUSHING	1719	1917
AVG. PER GAME	122.7	136.9
TOTAL RUSHES	484	520
NET YARDS PASSING	1856	1876
AVG. PER GAME	132.5	134.0
SACKED/YARDS LOST	47/342	47/316
GROSS YARDS	2198	2192
ATT./COMPLETIONS	349/167	358/183
COMPLETION PCT.	47.9	51.1
HAD INTERCEPTED	21	21
PUNTS/AVERAGE	95/36.5	91/38.7
NET PUNTING AVG.	32.8	31.0
PENALTIES/YARDS	78/642	85/703
FUMBLES/BALL LOST	30/16	26/13
TOUCHDOWNS	29	25
RUSHING	10	10
PASSING	18	14
RETURNS	1	1

SCORE BY PERIODS	Q1	Q2	Q3	Q4	OT	PTS
EAGLES	34	81	40	65	0	220
OPPONENTS	42	64	43	58	0	207

PASSING	ATT	CMP	YDS	CMP%	YD/AT	TD	TD%	INT	INT%	LONG	SACKS	RATING
JAWORSKI	346	166	2183	48.0	6.31	18	5.2	21	6.1	55T	47/342	60.4
GABRIEL	3	1	15	33.3	5.00	0	0.0	0	0.0	15	0/0	50.7
EAGLES	349	167	2198	47.9	6.30	18	5.2	21	6.0	55T	47/342	60.3
OPPONENTS	358	183	2192	51.1	6.12	14	3.9	21	5.9	80T	47/316	58.8

RUSHING	NO.	YDS	AVG	LONG	TD
HOGAN	155	546	3.5	19	0
SULLIVAN	125	363	2.9	14	0
BETTERSON	62	233	3.8	17T	1
LUSK	52	229	4.4	70T	2
MONTGOMERY	45	183	4.1	27T	2
JAWORSKI	40	124	3.1	44	5
LEMASTER	1	30	30.0	30	0
SMITH	2	13	6.5	8	0
FRANKLIN	1	0	0.0	0	0
HENRY	1	-2	-2.0	-2	0
EAGLES	484	1719	3.6	70T	10
OPPONENTS	520	1917	3.7	84T	10

RECEIVING	NO.	YDS	AVG	LONG	TD
CARMICHAEL	46	665	14.5	50T	7
SMITH	33	464	14.1	32	4
KREFFLE	27	530	19.6	55T	3
SULLIVAN	26	223	8.6	30	2
HOGAN	19	118	6.2	51T	1
LUSK	5	102	20.4	36T	1
BETTERSON	4	41	10.3	15	0
MONTGOMERY	3	18	6.0	8	0
HENRY	2	16	8.0	14	0
PAPALE	1	15	15.0	15	0
OSBORNE	1	6	6.0	6	0
EAGLES	167	2198	13.2	55T	18
OPPONENTS	183	2192	11.9	80T	14

INT'S	NO.	YDS	AVG	LONG	TD
SANDERS	6	122	20.3	45	0
EDWARDS	6	9	1.5	6	0
LOGAN	5	124	24.8	45	0
OUTLAW	2	41	20.5	38	0
BERGEY	2	4	2.0	4	0
EAGLES	21	300	14.3	45	0
OPPONENTS	21	256	12.1	41	0

PUNTING	NO.	YDS	AVG	TB	IN	LG	B
JONES	93	3463	37.2	NA	23	68	2
EAGLES	95	3463	36.5	NA	23	68	2
OPPONENTS	91	3523	38.7	NA	18	56	NA

PUNT RETURNS	RET	FC	YDS	AVG	LG	TD
MARSHALL	46	5	489	10.6	48	0
HENRY	2	0	25	12.5	22	0
MITCHELL	2	0	4	2.0	4	0
EAGLES	50	5	518	10.4	48	0
OPPONENTS	45	14	244	5.4	18	0

KICKOFF RETURNS	NO.	YDS	AVG	LG	TD
MONTGOMERY	23	619	26.9	99T	1
MARSHALL	20	455	22.8	44	0
LUSK	1	23	23.0	23	0
BETTERSON	1	13	13.0	13	0
EAGLES	45	1110	24.7	99T	1
OPPONENTS	47	940	20.0	43	0

SCORING	TD	RU	PA	RT	PAT	FG	S	PTS
CARMICHAEL	7	0	7	0				0 42
JAWORSKI	5	5	0	0				0 30
MUHLMAW	0	0	0	0	17-19	3-8	0	26
SMITH	4	0	4	0				0 24
KREFFLE	3	0	3	0				0 18
LUSK	3	2	1	0				0 18
MONTGOMERY	3	2	0	1				0 18
MIKE-MAYER	0	0	0	0	7-7	3-3	0	16
SULLIVAN	2	0	2	0				0 12
BETTERSON	1	1	0	0				0 6
HOGAN	1	0	1	0				0 6
JOHANSSON	0	0	0	0	1-3	1-4	0	4
EAGLES	29	10	18	1	25-29	7-15	0	220
OPP.	25	10	14	1	24-25	11-26	0	207

SACKS: EAGLES 47.0, OPPONENTS 47.0

USUAL STARTERS			
WR HAROLD CARMICHAEL	LDE MANNY SISTRUNK		
LT STAN WALTERS	NT CHARLIE JOHNSON		
LG WADE KEY	RDE CARL HAIRSTON		
C GUY MORRIS	LLB JOHN BUNTING		
RG JERRY SISEMORE	ILB BILL BERGEY		
RT ED GEORGE	ILB FRANK LEMASTER		
TE KEITH KREFFLE	RLB DREW MAHALIC		
WR CHARLES SMITH	LCB JOHN OUTLAW		
QB RON JAWORSKI	RCB HERMAN EDWARDS		
RB TOM SULLIVAN	SS RANDY LOGAN		
RB MIKE HOGAN	FS JOHN SANDERS		

PRO BOWL SELECTIONS: LB BILL BERGEY





# 1978

## PHILADELPHIA EAGLES STATISTICS



RECORD: 9-7, 2ND IN NFC EAST  
HEAD COACH: DICK VERMEIL

DATE	W/L	SCORE	OPPONENT	ATT.
S-03	L	14-16	LA RAMS	64,721
S-10	L	30-35	AT WASHINGTON	54,380
S-17	W	24-17	AT NEW ORLEANS	49,242
S-24	W	17-3	MIAMI	62,998
O-01	W	17-14	AT BALTIMORE	47,639
O-08	L	14-24	AT NEW ENGLAND	61,016
O-15	W	17-10	WASHINGTON	65,722
O-22	L	7-14	AT DALLAS	60,525
O-29	L	10-16	ST. LOUIS	62,989
N-05	W	10-3	GREEN BAY	64,214
N-12	W	17-9	NY JETS	60,249
N-19	W	19-17	AT NY GIANTS	70,318
N-26	W	14-10	AT ST. LOUIS	39,693
D-03	L	27-28	AT MINNESOTA	38,722
D-10	L	13-31	DALLAS	64,667
D-17	W	20-3	NY GIANTS	56,396
D-24	L	13-14	AT ATLANTA	49,447

### TEAM STATISTICS EAGLES OPP.

TOTAL FIRST DOWNS.....	271	248
RUSHING.....	143	92
PASSING.....	112	136
PENALTY.....	16	20
3RD DOWN: MADE/ATT.....	93/240	88/227
3RD DOWN PCT.....	38.8	38.8
4TH DOWN: MADE/ATT.....	NA	NA
4TH DOWN PCT.....	NA	NA
POSSESSION AVG.....	NA	NA
TOTAL NET YARDS.....	4653	4635
AVG. PER GAME.....	290.8	289.7
TOTAL PLAYS.....	1029	1000
AVG. PER PLAY.....	4.5	4.6
NET YARDS RUSHING.....	2456	1862
AVG. PER GAME.....	153.5	116.4
TOTAL RUSHES.....	587	504
NET YARDS PASSING.....	2197	2773
AVG. PER GAME.....	137.3	173.3
SACKED/YARDS LOST.....	41/288	29/213
GROSS YARDS.....	2485	2986
ATT./COMPLETIONS.....	401/207	448/228
COMPLETION PCT.....	51.6	50.9
HAD INTERCEPTED.....	16	28
PUNTS/AVERAGE.....	92/36.8	83/39.1
NET PUNTING AVG.....	31.0	31.7
PENALTIES/YARDS.....	91/800	102/874
FUMBLES/BALL LOST.....	37/22	40/22
TOUCHDOWNS.....	36	30
RUSHING.....	16	11
PASSING.....	16	17
RETURNS.....	4	2

SCORE BY PERIODS	Q1	Q2	Q3	Q4	OT	PTS
EAGLES	41	84	36	109	0	270
OPPONENTS	81	71	54	44	0	250

PASSING	ATT	CMP	YDS	CMP%	YD/AT	TD	TD%	INT	INT%	LONG	SACKS	RATING
JAWORSKI	398	206	2487	51.8	6.25	16	4.0	16	2.5	56T	41/288	79.2
EAGLES	1	1	-2	100.0	-2.00	0	0.0	0	0.0	-2	0/0	79.2
SCIARRA	1	0	0	0.0	0.00	0	0.0	0	0.0	0	0/0	39.6
WALTON	1	0	0	0.0	0.00	0	0.0	0	0.0	0	0/0	39.6
EAGLES	401	207	2485	51.6	6.20	16	4.0	16	4.0	56T	41/288	67.6
OPPONENTS	448	228	2986	50.9	6.67	17	3.8	28	6.3	58T	29/213	58.9

RUSHING	NO.	YDS	AVG	LONG	TD
MONTGOMERY	259	1220	4.7	47	9
HOGAN	145	607	4.2	33	4
CAMPFIELD	61	247	4.1	50	0
FRANKLIN	60	167	2.8	9	0
JAWORSKI	30	79	2.6	15	0
BETTERSON	11	32	2.9	5	0
LEMASTER	2	29	14.5	23	0
CARMICHAEL	1	21	21.0	21	0
PAYNE	1	17	17.0	17	0
ENGLES	1	16	16.0	16	0
SCIARRA	8	11	1.4	4	2
GIAMMONA	4	6	1.5	3	0
BARNES	1	4	4.0	4T	1
WALTON	2	0	0.0	0	0
MICHEL	1	0	0.0	0	0
EAGLES	587	2456	4.2	50	16
OPPONENTS	504	1862	3.7	24	11

RECEIVING	NO.	YDS	AVG	LONG	TD
CARMICHAEL	55	1072	19.5	56T	8
MONTGOMERY	34	195	5.7	23	1
HOGAN	31	164	5.3	16	1
KREPFLE	26	374	14.4	34T	3
CAMPFIELD	15	101	6.7	25	0
PAYNE	13	238	15.9	50	1
OSBORNE	13	145	11.2	48	0
SMITH	11	142	12.9	27T	2
FRANKLIN	7	46	6.6	15	0
BETTERSON	2	8	4.0	5	0
EAGLES	207	2485	12.0	56T	16
OPPONENTS	228	2986	13.1	58T	17

INT'S	NO.	YDS	AVG	LONG	TD
EDWARDS	7	59	8.4	25	0
SANDERS	5	43	8.6	24	1
BERGEY	4	70	17.5	50	0
LEMASTER	3	22	7.3	9T	1
HOWARD	3	15	5.0	15	0
LOGAN	2	15	7.5	9	0
SCIARRA	1	21	21.0	21	0
HAIRSTON	1	12	12.0	12	0
BUNTING	1	9	9.0	9	0
MAHALIC	1	5	5.0	5	0
EAGLES	28	271	9.7	50	2
OPPONENTS	16	131	8.1	34	0

PUNTING	NO.	YDS	AVG	TB	IN	LG	B
MICHEL	58	2078	35.8	NA	11	52	NA
ENGLES	33	1307	39.6	NA	8	53	NA
EAGLES	92	3385	36.8	NA	20	53	NA
OPPONENTS	83	3245	39.1	NA	14	66	NA

PUNT RETURNS	RET	FC	YDS	AVG	LG	TD
SCIARRA	37	9	251	6.8	23	0
HENRY	11	1	165	15.0	15T	1
GIAMMONA	0	1	0	0.0	0	0
EAGLES	48	11	416	8.7	57T	1
OPPONENTS	47	12	354	7.5	80T	1

KICKOFF RETURNS	NO.	YDS	AVG	LG	TD
CAMPFIELD	18	368	20.4	31	0
GIAMMONA	12	245	20.4	31	0
BETTERSON	7	185	26.4	44	0
MONTGOMERY	6	154	25.7	34	0
LUSK	3	61	20.3	24	0
HENRY	3	54	18.0	24	0
TAUTOLO	3	45	15.0	24	0
BARNES	2	22	11.0	18	0
SCIARRA	1	0	0.0	0	0
EAGLES	55	1134	20.6	44	0
OPPONENTS	56	1154	20.6	41	0

SCORING	TD	RU	PA	RT	PAT	FG	S	PTS
MONTGOMERY	10	9	1	0				60
CARMICHAEL	8	0	8	0				48
MIKE-MAYER	0	0	0	0	21-24	8-17	0	45
HOGAN	5	4	1	0				30
KREPFLE	3	0	3	0				18
SCIARRA	2	2	0	0				12
C.SMITH	2	0	2	0				12
MICHEL	0	0	0	0	9-12	0-0	0	9
BARNES	1	1	0	0				6
EDWARDS	1	0	0	1				6
HENRY	1	0	0	1				6
LEMASTER	1	0	0	1				6
PAYNE	1	0	1	0				6
SANDERS	1	0	0	1				6
EAGLES	36	16	16	4	30-36	8-17	0	270
Opp.	30	11	17	2	28-30	14-26	0	250

SACKS: EAGLES 29.0, OPPONENTS 41.0

### USUAL STARTERS

WR HAROLD CARMICHAEL	LDE MANNY SISTRUNK
LT STAN WALTERS	NT CHARLIE JOHNSON
LG WADE KEY	RDE CARL HAIRSTON
C GUY MORRIS	LLB REGGIE WILKES
RG WOODY PEOPLES	ILB BILL BERGEY
RT JERRY SISEMORE	ILB FRANK LEMASTER
TE KEITH KREPFLE	RLB DREW MAHALIC
WR KEN PAYNE (9)	LCB JOHN OUTLAW (8)
CHARLES SMITH (6)	BOB HOWARD (6)
QB RON JAWORSKI	RCB HERMAN EDWARDS
RB WILBERT MONTGOMERY	SS RANDY LOGAN
RB MIKE HOGAN	FS JOHN SANDERS

PRO BOWL SELECTIONS: LB BILL BERGEY, WR HAROLD CARMICHAEL, RB WILBERT MONTGOMERY, LT STAN WALTERS





## 1979 PHILADELPHIA EAGLES STATISTICS



**RECORD: 11-5, 2ND IN NFC EAST**  
**HEAD COACH: DICK VERMEIL**

DATE	W/L	SCORE	OPPONENT	ATT.
S-02	W	23-17	NY GIANTS	67,366
S-10	L	10-14	ATLANTA	66,935
S-16	W	26-14	AT NEW ORLEANS	54,212
S-23	W	17-13	AT NY GIANTS	74,265
S-30	W	17-14	PITTSBURGH	70,352
O-07	W	28-17	WASHINGTON	69,142
O-14	W	24-20	AT ST. LOUIS	48,367
O-21	L	7-17	AT WASHINGTON	54,442
O-28	L	13-37	AT CINCINNATI	42,036
N-04	L	19-24	CLEVELAND	69,019
N-12	W	31-21	AT DALLAS	62,417
N-18	W	16-13	ST. LOUIS	70,235
N-25	W	21-10	AT GREEN BAY	50,023
D-02	W	44-7	DETROIT	66,128
D-08	L	17-24	DALLAS	71,434
D-16	W	26-20	AT HOUSTON	49,407
<b>NFC WILD CARD</b>				
D-23	W	27-17	CHICAGO	69,397
<b>NFC DIVISIONAL PLAYOFF</b>				
D-29	L	17-24	AT TAMPA BAY	71,402

TEAM STATISTICS	EAGLES	OPP.
TOTAL FIRST DOWNS	292	273
RUSHING	122	128
PASSING	150	125
PENALTY	20	20
3RD DOWN: MADE/ATT	91/225	104/239
3RD DOWN PCT.	40.4	43.5
4TH DOWN: MADE/ATT	NA	NA
4TH DOWN PCT.	NA	NA
POSSESSION AVG.	NA	NA
TOTAL NET YARDS	5031	4745
AVG. PER GAME	314.7	296.6
TOTAL PLAYS	1011	1019
AVG. PER PLAY	5.0	4.7
NET YARDS RUSHING	2421	2271
AVG. PER GAME	151.3	141.9
TOTAL RUSHES	567	515
NET YARDS PASSING	2610	2474
AVG. PER GAME	163.4	154.6
SACKED/YARDS LOST	34/272	45/324
GROSS YARDS	2882	2798
ATT./COMPLETIONS	410/209	459/243
COMPLETION PCT.	51.0	52.9
HAD INTERCEPTED	13	22
PUNTS/AVERAGE	76/38.9	85/39.9
NET PUNTING AVG.	34.7	33.5
PENALTIES/YARDS	90/689	86/641
FUMBLES/BALL LOST	37/16	20/11
TOUCHDOWNS	39	34
RUSHING	17	16
PASSING	21	18
RETURNS	1	0

SCORE BY PERIODS	Q1	Q2	Q3	Q4	OT	PTS
EAGLES	58	122	86	73	0	339
OPPONENTS	53	67	52	110	0	282

PASSING	ATT	CMP	YDS	CMP%	YD/AT	TD	TD%	INT	INT%	LONG	SACKS	RATING
JAWORSKI	374	190	2669	50.8	7.14	18	4.8	12	3.2	53T	NA	76.8
WALTON	36	19	213	52.8	5.92	3	8.3	1	2.8	31	NA	86.9
EAGLES	410	209	2882	51.0	7.03	21	5.1	13	3.2	53T	34/272	77.7
OPPONENTS	459	243	2798	52.9	6.10	18	3.9	23	5.0	78	45/324	63.8

RUSHING	NO.	YDS	AVG	LONG	TD
MONTGOMERY	338	1512	4.5	62T	9
HARRIS	107	504	4.7	80	2
CAMPFIELD	30	165	5.5	40	3
JAWORSKI	43	119	2.8	21	2
BARNES	25	74	3.0	21	1
GIAMMONA	15	38	2.5	9	0
LEMASTER	1	15	15.0	15	0
CARMICHAEL	1	0	0.0	0	0
CARR	1	-1	-1.0	-1	0
WALTON	6	-5	-0.8	2	0
EAGLES	567	2421	4.3	80	17
OPPONENTS	515	2271	4.4	75	16

RECEIVING	NO.	YDS	AVG	LONG	TD
CARMICHAEL	52	872	16.8	50	11
KREPFLE	41	760	18.5	45	3
MONTGOMERY	41	494	12.0	53T	5
SMITH	24	399	16.6	39	1
HARRIS	22	107	4.9	15	0
CAMPFIELD	16	115	7.2	17	0
FITZKEE	8	105	13.1	19	1
SPAGNOLA	2	24	12.0	14	0
BARNES	1	6	6.0	6	0
CARR	1	2	2.0	2	0
McRAE	1	-2	-2.0	-2	0
EAGLES	209	2882	13.8	53T	21
OPPONENTS	243	2798	11.5	78T	18

INT'S	NO.	YDS	AVG	LONG	TD
WILSON	4	70	17.5	50	0
LOGAN	3	57	19.0	35	0
HOWARD	3	34	11.3	34	0
EDWARDS	3	6	2.0	6	0
SCIARRA	2	45	22.5	34	0
CHESELEY	2	39	19.5	25	0
BUNTING	2	13	6.5	13	0
WILKES	2	0	0.0	0	0
BERGEY	1	0	0.0	0	0
EAGLES	22	264	12.0	50	0
OPPONENTS	13	132	10.2	23	0

PUNTING	NO.	YDS	AVG	TB	IN	LG	B
RUNAGER	74	2927	39.6	NA	14	57	1
FRANKLIN	1	32	32.0	NA	1	32	0
EAGLES	76	2959	38.9	NA	15	57	1
OPPONENTS	85	3392	39.9	NA	12	62	NA

PUNT RETURNS	RET	FC	YDS	AVG	LG	TD
HENRY	35	7	320	9.1	34	0
SCIARRA	16	0	182	11.4	38	0
GIAMMONA	5	0	42	8.4	14	0
BLACKMORE	1	1	0	0.0	0	0
EAGLES	57	8	544	9.5	38	0
OPPONENTS	34	10	200	5.9	24	0

KICKOFF RETURNS	NO.	YDS	AVG	LG	TD
HENRY	28	668	23.9	53	0
GIAMMONA	15	294	19.6	31	0
CAMPFIELD	7	251	35.9	92T	1
WILSON	2	0	0.0	0	0
BARNES	1	23	23.0	23	0
LATIMER	1	18	18.0	18	0
MONTGOMERY	1	6	6.0	6	0
SMITH	1	1	1.0	1	0
EAGLES	56	1261	22.5	92T	1
OPPONENTS	69	1267	18.4	38	0

SCORING	TD	RU	PA	RT	PAT	FG	S	PTS
FRANKLIN	0	0	0	0	36-39	23-31	0	105
MONTGOMERY	14	9	5	0				84
CARMICHAEL	11	0	11	0				66
CAMPFIELD	3	3	0	1				24
KREPFLE	3	0	3	0				18
HARRIS	2	2	0	0				12
JAWORSKI	2	2	0	0				12
BARNES	1	1	0	0				6
FITZKEE	1	0	1	0				6
SMITH	1	0	1	0				6
EAGLES	39	17	21	1	36-39	23-31	0	339
OPP.	34	16	18	0	33-34	15-23	0	282

SACKS: EAGLES 45.0, OPPONENTS 34.0

### USUAL STARTERS

WR	HAROLD CARMICHAEL	LDE	CLAUDE HUMPHREY
LT	STAN WALTERS	NT	CHARLIE JOHNSON
LG	WADE KEY	RDE	CARL HAIRSTON
C	GUY MORRIS	LLB	JOHN BUNTING
RG	WOODY PEOPLES	ILB	TERRY TAUTOLO (8)
RT	JERRY SISEMORE		JERRY ROBINSON (5)
TE	KEITH KREPFLE	ILB	FRANK LEMASTER
WR	CHARLES SMITH	RLB	REGGIE WILKES
QB	RON JAWORSKI	LCB	BOB HOWARD
RB	WILBERT MONTGOMERY	RCB	HERMAN EDWARDS
RB	LEROY HARRIS	SS	RANDY LOGAN
		FS	BRENARD WILSON

**PRO BOWL SELECTIONS:** WR HAROLD CARMICHAEL, KR WALLY HENRY, NT CHARLIE JOHNSON, SS RANDY LOGAN, RB WILBERT MONTGOMERY, RT JERRY SISEMORE, LT STAN WALTERS





## 1980 PHILADELPHIA EAGLES STATISTICS



RECORD: 12-4, 1ST IN NFC EAST  
HEAD COACH: DICK VERMEIL

DATE	W/L	SCORE	OPPONENT	ATT.
S-07	W	27-6	DENVER	70,307
S-14	W	42-7	AT MINNESOTA	46,460
S-22	W	35-3	NY GIANTS	70,767
S-28	L	14-24	AT ST. LOUIS	49,079
O-05	W	24-14	WASHINGTON	69,044
O-12	W	31-16	AT NY GIANTS	71,051
O-19	W	17-10	DALLAS	70,696
O-26	W	17-14	CHICAGO	68,752
N-02	W	27-20	AT SEATTLE	61,046
N-09	W	34-21	AT NEW ORLEANS	44,340
N-16	W	24-0	AT WASHINGTON	51,897
N-23	W	10-7	OAKLAND	68,585
N-30	L	21-22	AT SAN DIEGO	51,760
D-07	L	17-20	ATLANTA	70,205
D-14	W	17-3	ST. LOUIS	68,969
D-21	L	27-35	AT DALLAS	62,548
NFC DIVISIONAL PLAYOFF				
J-03	W	31-16	MINNESOTA	68,434
NFC CHAMPIONSHIP GAME				
J-11	W	20-7	DALLAS	70,696
SUPER BOWL XV (AT NEW ORLEANS)				
J-25	L	10-27	OAKLAND	75,500

TEAM STATISTICS	EAGLES	OPP.
TOTAL FIRST DOWNS	326	270
RUSHING	118	87
PASSING	186	157
PENALTY	22	26
3RD DOWN: MADE/ATT	89/217	84/245
3RD DOWN PCT.	41.0	34.3
4TH DOWN: MADE/ATT	NA	NA
4TH DOWN PCT.	NA	NA
POSSESSION AVG.	NA	NA
TOTAL NET YARDS	5519	4428
AVG. PER GAME	344.9	276.8
TOTAL PLAYS	1037	1032
AVG. PER PLAY	5.3	4.3
NET YARDS RUSHING	1995	1603
AVG. PER GAME	124.7	100.1
TOTAL RUSHES	528	445
NET YARDS PASSING	3524	2825
AVG. PER GAME	220.3	176.6
SACKED/YARDS LOST	33/247	44/355
GROSS YARDS	3771	3180
ATT./COMPLETIONS	477/275	543/265
COMPLETION PCT.	57.7	48.8
HAD INTERCEPTED	12	25
PUNTS/AVERAGE	76/38.8	89/41.3
NET PUNTING YARDS	33.7	33.2
PENALTIES/YARDS	96/809	87/749
FUMBLES/BALL LOST	29/16	28/11
TOUCHDOWNS	48	26
RUSHING	19	8
PASSING	28	16
RETURNS	1	2

PASSING	ATT	CMP	YDS	CMP%	YD/AT	TD	TD%	INT	INT%	LONG	SACKS	RATING
JAWORSKI	451	257	3529	57.0	7.82	27	6.0	12	2.7	56T	NA	91.0
PISARCIC	22	15	187	68.2	8.50	0	0.0	0	0.0	46	NA	94.3
GIAMMONA	3	3	55	100.0	18.33	1	33.3	0	0.0	27	NA	158.3
MONTGOMERY	1	0	0	0.0	0.00	0	0.0	0	0.0	0	NA	39.6
EAGLES	477	275	3771	57.7	7.91	28	5.9	12	2.5	56T	33/247	92.1
OPPONENTS	543	265	3180	48.8	5.86	16	2.9	25	4.6	86T	44/355	57.8

RUSHING	NO.	YDS	AVG	LONG	TD
MONTGOMERY	193	778	4.0	72T	8
GIAMMONA	98	361	3.7	44	4
L.HARRIS	104	330	3.2	22	3
HARRINGTON	32	166	5.2	19T	2
CAMPFIELD	44	120	2.7	19	1
JAWORSKI	27	95	3.5	19	1
HOGAN	12	44	3.7	12	1
C.SMITH	5	33	6.6	16	0
LEMASTER	2	21	10.5	11	0
FITZKEE	1	15	15.0	15	0
SCIARRA	3	11	3.7	9	0
DIXON	2	8	0.3	0	0
CULBREATH	1	3	0.3	3	0
PISARCIC	3	-3	-1.0	-3	0
EAGLES	528	1995	3.8	72T	20
OPPONENTS	445	1603	3.6	37T	8

RECEIVING	NO.	YDS	AVG	LONG	TD
MONTGOMERY	50	407	8.1	46	2
CARMICHAEL	48	815	17.0	56T	9
C.SMITH	47	825	17.6	31	3
KREFFLE	30	450	15.0	27	4
CAMPFIELD	26	275	10.6	50	2
SPAGNOLA	18	193	10.7	20	3
GIAMMONA	17	178	10.4	30	1
L.HARRIS	15	207	13.8	51	1
PARKER	9	148	16.4	30	1
FITZKEE	6	169	28.2	45T	2
HENRY	4	68	17.0	20	0
HARRINGTON	3	24	8.0	17	0
GILBERT	1	7	7.0	7	0
DIXON	1	5	5.0	5	0
EAGLES	275	3771	13.7	56T	28
OPPONENTS	265	3180	12.0	86T	16

INT'S	NO.	YDS	AVG	LONG	TD
WILSON	6	79	13.2	41	0
YOUNG	4	27	6.8	26	0
EDWARDS	3	12	4.0	9	0
JOHNSON	3	9	3.0	9	0
ROBINSON	2	13	6.5	13	0
BLACKMORE	2	0	0.0	0	0
LOGAN	1	16	16.0	16	0
BERGEY	1	7	0.0	7	0
LEMASTER	1	7	0.0	7	0
HAIRSTON	1	0	0.0	0	0
WILKES	1	0	0.0	0	0
EAGLES	25	170	6.9	41	0
OPPONENTS	12	220	18.3	70T	1

PUNTING	NO.	YDS	AVG	TB	IN	LG	B
RUNAGER	75	2947	39.3	NA	17	58	1
EAGLES	76	2947	38.8	NA	17	58	1
OPPONENTS	89	3673	41.3	NA	10	62	NA

PUNT RETURNS	RET	FC	YDS	AVG	LG	TD
SCIARRA	36	1	330	9.2	32	0
HENRY	26	1	222	8.5	30	0
GIAMMONA	1	0	8	8.0	8	0
EAGLES	63	2	560	8.9	32	0
OPPONENTS	35	9	224	6.4	21	0

KICKOFF RETURNS	NO.	YDS	AVG	LG	TD
CAMPFIELD	26	540	20.8	33	0
HENRY	7	154	22.0	39	0
GIAMMONA	7	82	11.7	16	0
HARRINGTON	6	104	17.3	30	0
DIXON	2	30	15.0	15	0
MONTGOMERY	1	23	23.0	23	0
BLUE	1	16	16.0	16	0
R.BAKER	1	6	6.0	6	0
CLARKE	1	0	0.0	0	0
SPAGNOLA	1	0	0.0	0	0
EAGLES	53	955	18.0	39	0
OPPONENTS	69	1307	18.9	41	0

SCORING	TD	RU	PA	RT	PAT	FG	S	PTS
FRANKLIN	0	0	0	0	48-48	16-31	0	96
MONTGOMERY	10	8	2	0			0	60
CARMICHAEL	9	0	0	0			0	54
GIAMMONA	5	4	1	0			0	30
L.HARRIS	4	3	1	0			0	24
KREFFLE	4	0	4	0			0	24
CAMPFIELD	3	1	2	0			0	18
C.SMITH	3	0	3	0			0	18
SPAGNOLA	3	0	3	0			0	18
FITZKEE	2	0	2	0			0	12
HARRINGTON	1	1	0	0			0	6
HOGAN	1	1	0	0			0	6
JAWORSKI	1	1	0	0			0	6
PARKER	1	0	1	0			0	6
ROBINSON	1	0	0	1			0	6
EAGLES	48	19	28	1	48-48	16-31	0	384
OPP.	26	8	16	2	24-26	14-26	0	222

FGS	1-19	20-29	30-39	40-49	50+
FRANKLIN	4/4	2/5	7/11	2/8	1/3
EAGLES	4/4	2/5	7/11	2/8	1/3
OPPONENTS	0/0	7/7	4/4	4/11	0/1

SACKS: EAGLES 44.0, OPPONENTS 33.0

SCORE BY PERIODS	Q1	Q2	Q3	Q4	OT	PTS
EAGLES	56	102	96	130	0	384
OPPONENTS	63	60	55	44	0	222

### USUAL STARTERS

WR	HAROLD CARMICHAEL	LDE	DENNIS HARRISON
LT	STAN WALTERS	NT	CHARLIE JOHNSON
LG	PETE PEROT	RDE	CHARLIE HARRISON
C	GUY MORRIS	ILB	JOHN BUNTING
RG	WOODY PEOPLES	ILB	BILL BERGEY
RT	JERRY SISEMORE	ILB	FRANK LEMASTER
TE	KEITH KREFFLE	RLB	JERRY ROBINSON
WR	CHARLES SMITH	LCB	ROYNELL YOUNG
QB	RON JAWORSKI	RCB	HERMAN EDWARDS
RB	WILBERT MONTGOMERY	SS	RANDY LOGAN
RB	LEROY HARRIS	FS	BRENARD WILSON

PRO BOWL SELECTIONS: WR HAROLD CARMICHAEL, QB RON JAWORSKI, NT CHARLIE JOHNSON, SS RANDY LOGAN





# 1981

## PHILADELPHIA EAGLES STATISTICS



**RECORD: 10-6, 2ND IN NFC EAST**  
**HEAD COACH: DICK VERMEIL**

DATE	W/L	SCORE	OPPONENT	ATT.
S-06	W	24-10	AT NY GIANTS	72,459
S-13	W	13-3	NEW ENGLAND	71,089
S-17	W	20-14	AT BUFFALO	78,331
S-27	W	36-13	WASHINGTON	70,664
O-05	W	16-13	ATLANTA	71,488
O-11	W	31-14	AT NEW ORLEANS	52,728
O-18	L	23-35	AT MINNESOTA	45,459
O-25	W	20-10	TAMPA BAY	70,714
N-01	L	14-17	DALLAS	72,111
N-08	W	52-10	AT ST. LOUIS	48,421
N-15	W	38-13	BALTIMORE	68,613
N-22	L	10-20	NY GIANTS	66,327
N-30	L	10-13	AT MIAMI	67,797
D-06	L	13-15	AT WASHINGTON	52,206
D-13	L	10-21	AT DALLAS	64,955
D-20	W	38-0	ST. LOUIS	56,636
<b>NFC WILD CARD</b>				
D-27	L	21-27	NY GIANTS	71,611

TEAM STATISTICS	EAGLES	OPP.
<b>TOTAL FIRST DOWNS</b>	332	266
Rushing	157	102
Passing	150	137
PENALTY	25	27
3RD DOWN: MADE/ATT	95/214	101/236
3RD DOWN PCT.	44.4	42.9
4TH DOWN: MADE/ATT	NA	NA
4TH DOWN PCT.	NA	NA
POSSESSION AVG.	NA	NA
<b>TOTAL NET YARDS</b>	5553	4447
AVG. PER GAME	347.1	277.9
TOTAL PLAYS	1058	1023
AVG. PER PLAY	5.2	4.3
<b>NET YARDS RUSHING</b>	2509	1751
AVG. PER GAME	156.8	109.4
<b>TOTAL RUSHES</b>	559	476
<b>NET YARDS PASSING</b>	3044	2696
AVG. PER GAME	190.3	168.5
SACKED/YARDS LOST	22/205	40/354
GROSS YARDS	3249	3050
ATT./COMPLETIONS	476/258	507/248
COMPLETION PCT.	54.2	48.9
HAD INTERCEPTED	22	26
<b>PUNTS/AVERAGE</b>	64/40.3	76/40.7
<b>NET PUNTING AVG.</b>	34.6	33.8
<b>PENALTIES/YARDS</b>	113/855	90/798
<b>FUMBLES/BALL LOST</b>	33/17	40/21
<b>TOUCHDOWNS</b>	44	26
RUSHING	17	11
PASSING	25	12
RETURNS	2	3

SCORE BY PERIODS	Q1	Q2	Q3	Q4	OT	PTS
EAGLES	71	125	82	90	0	368
OPPONENTS	42	64	24	91	0	221

RUSHING	NO.	YDS	AVG	LONG	TD
MONTGOMERY	286	1402	4.9	41	8
OLIVER	74	329	4.4	39	1
HARRINGTON	34	140	4.1	16	2
MURRAY	23	134	5.8	20	0
JAWORSKI	22	128	5.8	26	0
RUSSELL	41	123	3.0	17	4
CAMPFIELD	31	115	3.7	13	1
GIAMMONA	33	98	3.0	9	1
ATKINS	1	21	21.0	21	0
LEMASTER	1	7	7.0	7	0
R.SMITH	1	7	7.0	7	0
C.SMITH	2	5	2.5	5	0
CARMICHAEL	1	1	1.0	1	0
PISARCIC	7	1	0.1	10	0
SCIARRA	1	0	0.0	0	0
HENRY	1	-2	-2.0	-2	0
<b>EAGLES</b>	<b>559</b>	<b>2509</b>	<b>4.5</b>	<b>41</b>	<b>17</b>
<b>OPPONENTS</b>	<b>476</b>	<b>1751</b>	<b>3.7</b>	<b>71</b>	<b>11</b>

RECEIVING	NO.	YDS	AVG	LONG	TD
CARMICHAEL	61	1028	16.9	85T	6
MONTGOMERY	49	491	10.0	35T	2
C.SMITH	38	564	14.8	32	4
CAMPFIELD	36	326	9.1	29T	3
KREFFLE	20	210	10.5	26	5
OLIVER	10	37	3.7	27	0
HENRY	9	145	16.1	44T	2
HARRINGTON	9	27	3.0	12	0
PARKER	8	168	21.0	55T	2
SPAGNOLA	6	83	13.8	28	0
GIAMMONA	6	54	9.0	19	1
R.SMITH	4	84	21.0	42	0
MURRAY	1	7	7.0	7	0
RUSSELL	1	-5	-5.0	-5	0
<b>EAGLES</b>	<b>258</b>	<b>3249</b>	<b>12.6</b>	<b>85T</b>	<b>25</b>
<b>OPPONENTS</b>	<b>248</b>	<b>3050</b>	<b>12.3</b>	<b>50T</b>	<b>12</b>

INT'S	NO.	YDS	AVG	LONG	TD
WILSON	5	74	14.8	26	0
YOUNG	4	35	8.8	33	0
EDWARDS	3	1	0.3	1	0
CHESLEY	2	66	33.0	35	0
BLACKMORE	2	43	21.5	25	0
LEMASTER	2	28	14.0	22	0
WILKES	2	18	9.0	11	0
LOGAN	2	-1	-0.5	-1	0
ROBINSON	1	3	3.0	3	0
JOHNSON	1	0	0.0	0	0
PHILLIPS	1	0	0.0	0	0
SCIARRA	1	0	0.0	0	0
<b>EAGLES</b>	<b>26</b>	<b>270</b>	<b>10.4</b>	<b>35</b>	<b>0</b>
<b>OPPONENTS</b>	<b>22</b>	<b>357</b>	<b>16.2</b>	<b>52T</b>	<b>2</b>

PUNTING	NO.	YDS	AVG	TB	IN	LG	B
RUNAGER	63	2567	40.7	NA	18	64	NA
FRANKLIN	1	13	13.0	NA	0	13	NA
<b>EAGLES</b>	<b>64</b>	<b>2580</b>	<b>40.3</b>	<b>NA</b>	<b>18</b>	<b>64</b>	<b>NA</b>
<b>OPPONENTS</b>	<b>76</b>	<b>3092</b>	<b>40.7</b>	<b>NA</b>	<b>14</b>	<b>75</b>	<b>NA</b>

PUNT RETURNS	RET	FC	YDS	AVG	LG	TD
HENRY	54	8	396	7.3	52	0
SCIARRA	4	0	26	6.5	10	0
<b>EAGLES</b>	<b>58</b>	<b>8</b>	<b>422</b>	<b>7.3</b>	<b>52</b>	<b>0</b>
<b>OPPONENTS</b>	<b>34</b>	<b>1</b>	<b>246</b>	<b>7.2</b>	<b>21</b>	<b>0</b>

KICKOFF RETURNS	NO.	YDS	AVG	LG	TD
HENRY	25	533	21.3	43	0
CAMPFIELD	12	223	18.6	32	0
RUSSELL	2	28	14.0	20	0
GIAMMONA	1	19	19.0	19	0
ATKINS	1	15	15.0	15	0
MURRAY	1	14	14.0	14	0
CLARKE	1	0	0.0	0	0
<b>EAGLES</b>	<b>43</b>	<b>832</b>	<b>19.3</b>	<b>43</b>	<b>0</b>
<b>OPPONENTS</b>	<b>60</b>	<b>1304</b>	<b>21.7</b>	<b>57</b>	<b>0</b>

SCORING	TD	RU	PA	RT	PAT	FG	S	PTS
FRANKLIN	0	0	0	0	41-43	20-31	0	101
MONTGOMERY	10	8	2	0			0	60
CARMICHAEL	6	0	6	0			0	36
KREFFLE	5	0	5	0			0	30
CAMPFIELD	4	1	3	0			0	24
RUSSELL	4	4	0	0			0	24
C.SMITH	4	0	4	0			0	24
GIAMMONA	2	1	1	0			0	12
HARRINGTON	2	2	0	0			0	12
HENRY	2	2	0	0			0	12
PARKER	2	0	2	0			0	12
G.BROWN	1	0	0	1			0	6
LEMASTER	1	0	0	1			0	6
OLIVER	1	1	0	0			0	6
CLARKE	0	0	0	0			1	2
WILKES	0	0	0	0	1-1	0-0	0	1
<b>EAGLES</b>	<b>44</b>	<b>17</b>	<b>25</b>	<b>2</b>	<b>42-44</b>	<b>20-31</b>	<b>0</b>	<b>368</b>
<b>OPP.</b>	<b>26</b>	<b>11</b>	<b>12</b>	<b>3</b>	<b>23-26</b>	<b>14-28</b>	<b>0</b>	<b>221</b>

FGS	1-19	20-29	30-39	40-49	50+
FRANKLIN	0/0	5/5	7/9	7/13	1/4
<b>EAGLES</b>	<b>0/0</b>	<b>5/5</b>	<b>7/9</b>	<b>7/13</b>	<b>1/4</b>
<b>OPPONENTS</b>	<b>1/2</b>	<b>5/6</b>	<b>4/6</b>	<b>4/13</b>	<b>0/1</b>

**SACKS: EAGLES 40.0, OPPONENTS 22.0**

### USUAL STARTERS

WR HAROLD CARMICHAEL	LDE DENNIS HARRISON
LT STAN WALTERS	NT CHARLIE JOHNSON
LG GUYE KENNEY	RDE CARL HAIRSTON
C STEVE MORRIS	LLB JOHN BUNTING (8)
RG RON BAKER	REBBIE WILKES (8)
RT JERRY SISEMORE	ILB AL CHESLEY
TE KEITH KREFFLE	ILB FRANK LEMASTER
WR CHARLES SMITH	RLB JERRY ROBINSON
QB RON JAWORSKI	LCB ROYNELL YOUNG
RB WILBERT MONTGOMERY	RCB HERMAN EDWARDS
RB HUBIE OLIVER	SS RANDY LOGAN
	FS BRENNARD WILSON

**PRO BOWL SELECTIONS:** NT CHARLIE JOHNSON, LB FRANK LEMASTER, LB JERRY ROBINSON, RT JERRY SISEMORE, CB ROYNELL YOUNG





# 1982

## PHILADELPHIA EAGLES STATISTICS



**RECORD: 3-6, 13TH IN NFC**  
**HEAD COACH: DICK VERMEIL**

DATE	W/L	SCORE	OPPONENT	ATT.
S-12	L	34-37	AT WASHINGTON	68,885
S-19	W	24-21	AT CLEVELAND	78,830
N-21	L	14-18	CINCINNATI	65,172
N-28	L	9-13	AT WASHINGTON	48,313
D-05	L	20-23	ST. LOUIS	63,622
D-11	L	7-23	AT NY GIANTS	66,053
D-19	W	35-14	HOUSTON	44,119
D-26	W	24-20	AT DALLAS	46,199
J-02	L	24-26	NY GIANTS	55,797

**Note:** As a result of a 57-day NFL players' strike, the NFL schedule was reduced from 16 weeks to 9 weeks.

TEAM STATISTICS	EAGLES	OPP.
<b>TOTAL FIRST DOWNS</b> .....	357	177
RUSHING.....	48	68
PASSING.....	100	109
PENALTY.....	9	9
3RD DOWN: MADE/ATT.....	32/106	61/140
3RD DOWN PCT.....	30.2	43.6
4TH DOWN: MADE/ATT.....	7/11	2/4
4TH DOWN PCT.....	63.6	50.0
POSSESSION AVG.....	NA	NA
<b>TOTAL NET YARDS</b> .....	2685	2938
AVG. PER GAME.....	298.3	326.4
TOTAL PLAYS.....	531	614
AVG. PER PLAY.....	5.1	4.8
<b>NET YARDS RUSHING</b> .....	828	1031
AVG. PER GAME.....	92.1	114.6
TOTAL RUSHES.....	211	299
<b>NET YARDS PASSING</b> .....	1856	1907
AVG. PER GAME.....	206.2	211.9
SACKED/YARDS LOST.....	31/244	30/229
ATT./COMPLETIONS.....	288/168	285/168
COMPLETION PCT.....	58.3	58.9
HAD INTERCEPTED.....	13	15
<b>PUNTS/AVERAGE</b> .....	44/40.5	38/36.8
<b>NET PUNTING AVG.</b> .....	32.9	33.4
<b>PENALTIES/YARDS</b> .....	38/253	45/341
<b>FUMBLES/BALL LOST</b> .....	26/10	21/12
<b>TOUCHDOWNS</b> .....	25	19
RUSHING.....	11	5
PASSING.....	12	14
RETURNS.....	2	0

SCORE BY PERIODS	Q1	Q2	Q3	Q4	OT	PTS
EAGLES	45	34	36	76	0	191
OPPONENTS	36	76	30	50	3	195

PASSING	ATT	CMP	YDS	CMP%	YD/AT	TD	TD%	INT	INT%	LONG	SACKS	RATING
JAWORSKI	286	167	2076	58.4	7.30	12	4.2	12	4.2	57	31/244	77.5
PISARCIC	1	1	24	100.0	24.00	0	0.0	0	0.0	24	0/0	118.8
GIAMMONA	1	0	0	0.0	0.00	0	0.0	1	100.0	0	0/0	0.0
EAGLES	288	168	2100	58.3	7.30	12	4.2	13	4.5	57	31/244	76.2
OPPONENTS	285	168	2136	58.9	7.50	14	4.9	15	5.3	78T	30/229	76.9

RUSHING	NO.	YDS	AVG	LONG	TD
MONTGOMERY	114	515	4.5	90T	7
HARRINGTON	56	231	4.1	37	1
L.HARRIS	17	39	2.3	14	2
GIAMMONA	11	29	3.6	8	1
JAWORSKI	10	9	0.9	6	0
HOOPER	1	5	5.0	5	0
CAMPFIELD	1	2	2.0	2	0
LEMASTER	1	-2	-2.0	-2	0
EAGLES	211	828	3.9	90T	11
OPPONENTS	299	1031	3.4	32	5

RECEIVING	NO.	YDS	AVG	LONG	TD
CARMICHAEL	35	540	15.4	44T	4
R.SMITH	34	475	14.0	41T	1
SPAGNOLA	26	313	12.0	57	2
MONTGOMERY	20	258	12.9	42T	2
CAMPFIELD	14	141	10.1	24	1
HARRINGTON	13	74	5.7	18	0
QUICK	10	156	15.6	49T	1
GIAMMONA	8	67	8.4	16	0
KAB	4	35	8.8	13	1
L.HARRIS	3	17	5.6	9	0
SAMPLETON	1	24	24.0	24	0
EAGLES	168	2100	12.5	57	12
OPPONENTS	168	2136	12.7	78T	14

INT'S	NO.	YDS	AVG	LONG	TD
EDWARDS	5	3	0.6	3	0
YOUNG	4	3	0.8	3	0
J.ROBINSON	3	19	6.3	12	0
BLACKMORE	1	20	20.0	20T	1
BUNTING	1	0	0.0	0	0
WILSON	1	0	0.0	0	0
EAGLES	15	45	3.0	20T	1
OPPONENTS	13	87	6.7	37	0

PUNTING	NO.	YDS	AVG	TB	IN	LG	B
RUNAGER	44	1784	40.5	1	8	53	0
EAGLES	44	1784	40.5	1	8	53	0
OPPONENTS	38	1398	36.8	1	8	55	0

PUNT RETURNS	RET	FC	YDS	AVG	LG	TD
HENRY	20	2	103	5.2	11	0
SCIARRA	2	2	5	2.5	5	0
GIAMMONA	0	1	0	0.0	0	0
EAGLES	22	5	108	4.9	11	0
OPPONENTS	31	0	316	10.2	33	0

KICKOFF RETURNS	NO.	YDS	AVG	LG	TD
HENRY	24	541	22.5	44	0
HOOPER	7	113	16.1	43	0
MURRAY	3	42	14.0	16	0
CAMPFIELD	2	30	15.0	16	0
SLATER	2	30	15.0	15	0
MONTGOMERY	1	12	12.0	12	0
EAGLES	39	768	19.7	44	0
OPPONENTS	39	885	22.7	58	0

SCORING	TD	RU	PA	RT	PAT	FG	S	PTS
MONTGOMERY	9	7	2	0			0	54
FRANKLIN	0	0	0	0	23-25	6-9	0	41
CARMICHAEL	4	0	4	0			0	24
L.HARRIS	2	2	0	0			0	12
SPAGNOLA	2	0	2	0			0	12
MONTGOMERY	1	0	1	0			0	6
G.BROWN	1	0	0	1			0	6
CAMPFIELD	1	0	1	0			0	6
GIAMMONA	1	1	0	0			0	6
HARRINGTON	1	1	0	0			0	6
KAB	1	0	1	0			0	6
QUICK	1	0	1	0			0	6
R.SMITH	1	0	1	0			0	6
EAGLES	25	11	12	2	23-25	6-9	0	191
Opp.	19	5	14	0	19-19	20-22	0	195

FGS	1-19	20-29	30-39	40-49	50+
FRANKLIN	0/0	1/1	1/2	4/5	0/1
EAGLES	0/0	1/1	1/2	4/5	0/1
OPPONENTS	2/2	6/6	7/8	5/6	0/0

**FRANKLIN:** (44G,44G) (47G) (44N) (52N,41G) (54N) (1) (1) (22G) (35G)

**SACKS:** HARRISON 10.5, CLARKE 4.5, HAIRSTON 4.0, G.BROWN 4.0, BUNTING 3.0, LEMASTER 2.0, J.ROBINSON 1.0, WILKES 1.0, EAGLES 30.0, OPPONENTS 31.0

**LEADING TACKLERS:** J.ROBINSON 95, CLARKE 85, HARRISON 66, LEMASTER 62, HAIRSTON 60, BUNTING 55, WILSON 43, WILKES 42, LOGAN 24, YOUNG 21

### USUAL STARTERS

WR HAROLD CARMICHAEL	LDE DENNIS HARRISON
LT STAN WALTERS	NT KEN CLARKE
LG STEVE KENNEY	RDE CARL HAIRSTON
C GUY MORRIS	LLB JOHN BUNTING
RG RON BAKER	ILB JERRY ROBINSON
RT JERRY SISEMORE	ILB FRANK LEMASTER
TE JOHN SPAGNOLA	RLB REGGIE WILKES
WR RON SMITH	LCB ROYNELL YOUNG
QB RON JAWORSKI	RCB HERMAN EDWARDS
RB WILBERT MONTGOMERY	SS RANDY LOGAN
FB PERRY HARRINGTON	FS BREHARD WILSON

**PRO BOWL SELECTIONS:** DE DENNIS HARRISON





# 1983

## PHILADELPHIA EAGLES STATISTICS



**RECORD: 5-11, 4TH IN NFC EAST**  
**HEAD COACH: MARION CAMPBELL**

DATE	W/L	SCORE	OPPONENT	ATT.
S-03	W	22-17	AT SAN FRANCISCO	55,775
S-11	L	13-23	WASHINGTON	69,542
S-18	W	13-10	AT DENVER	74,202
S-25	L	11-14	ST. LOUIS	64,465
O-02	W	28-24	AT ATLANTA	50,621
O-09	W	17-13	AT NY GIANTS	73,291
O-16	L	7-37	AT DALLAS	63,070
O-23	L	6-7	CHICAGO	45,263
O-30	L	21-22	BALTIMORE	59,150
N-06	L	20-27	DALLAS	71,236
N-13	L	14-17	AT CHICAGO	47,524
N-20	L	0-23	NY GIANTS	57,977
N-27	L	24-28	AT WASHINGTON	54,324
D-04	W	13-9	LA RAMS	32,867
D-11	L	17-20	OT NEW ORLEANS	45,182
D-18	L	7-31	AT ST. LOUIS	21,902

TEAM STATISTICS	EAGLES	OPP.
TOTAL FIRST DOWNS	253	310
RUSHING	91	144
PASSING	150	149
PENALTY	12	17
3RD DOWN: MADE/ATT.	68/203	101/245
3RD DOWN PCT.	33.5	41.2
4TH DOWN: MADE/ATT.	6/11	11/16
4TH DOWN PCT.	54.5	68.8
POSSESSION AVG.	NA	NA
TOTAL NET YARDS	4,534	5,447
AVG. PER GAME	283.4	340.4
TOTAL PLAYS	945	1,108
AVG. PER PLAY	4.8	4.9
NET YARDS RUSHING	1,417	2,655
AVG. PER GAME	88.6	165.9
TOTAL RUSHES	402	633
NET YARDS PASSING	3,117	2,792
AVG. PER GAME	194.8	174.5
SACKED/YARDS LOST	57/415	36/256
GROSS YARDS	3,532	3,048
ATT./COMPLETIONS	486/252	430/247
COMPLETION PCT.	51.9	57.4
HAD INTERCEPTED	18	8
PUNTS/AVERAGE	86/40.9	80/37.8
NET PUNTING AVG.	33.4	33.5
PENALTIES/YARDS	79/637	89/755
FUMBLES/BALL LOST	37/18	30/15
TOUCHDOWNS	27	34
RUSHING	5	14
PASSING	22	20
RETURNS	0	0

SCORE BY PERIODS	Q1	Q2	Q3	Q4	OT	PTS
EAGLES	58	54	61	60	0	233
OPPONENTS	47	128	53	91	3	322

PASSING	ATT	CMP	YDS	CMP%	YD/AT	TD	INT	LG	SACKS	RATING
JAWORSKI	446	235	3315	52.7	7.43	20	4.5	18	4.0	831
PISARCIC	34	16	172	47.1	5.06	1	2.9	0	0.0	33
PASTORINI	5	0	0	0.0	0.00	0	0.0	0	0.0	0
CARMICHAEL	1	1	45	100.0	45.00	1	100.0	0	0.0	45t
EAGLES	486	252	3532	51.9	7.27	22	4.5	18	3.7	831
OPPONENTS	430	247	3048	57.4	7.09	20	4.7	8	1.9	73t

RUSHING	NO.	YDS	AVG	LONG	TD
OLIVER	121	434	3.6	24	1
M.WILLIAMS	103	385	3.7	32	0
HADDIX	91	220	2.4	11	2
MONTGOMERY	29	139	4.8	32	0
JAWORSKI	25	129	5.2	29	1
HARRINGTON	23	98	4.3	35	1
EVERETT	5	7	1.4	7	0
RUNAGER	1	6	6.0	6	0
PASTORINI	1	0	0.0	0	0
PISARCIC	3	-1	-0.3	0	0
EAGLES	402	1417	3.5	35	5
OPPONENTS	633	2655	4.2	39	14

RECEIVING	NO.	YDS	AVG	LONG	TD
QUICK	69	1409	20.4	83t	13
OLIVER	49	421	8.6	25	2
CARMICHAEL	38	515	13.6	35	3
HADDIX	23	254	11.0	34	0
KAB	18	195	10.8	25	1
M.WILLIAMS	17	142	8.4	29	0
HOOVER	10	221	22.1	68	0
MONTGOMERY	9	53	5.9	13	0
WOODRUFF	6	70	11.7	29t	2
DIXON	4	54	13.5	22	0
G.YOUNG	3	125	41.7	71t	1
SAMPLETON	2	28	14.0	19	0
EVERETT	2	18	9.0	11	0
HARRINGTON	1	19	19.0	19	0
R.SMITH	1	8	8.0	8	0
EAGLES	252	3532	14.0	83t	22
OPPONENTS	247	3048	12.3	73t	20

INT'S	NO.	YDS	AVG	LONG	TD
GRIGGS	3	61	20.3	32	0
ELLIS	1	18	18.0	18	0
EDWARDS	1	0	0.0	0	0
FOULES	1	0	0.0	0	0
LOGAN	1	0	0.0	0	0
YOUNG	1	0	0.0	0	0
EAGLES	8	79	9.9	32	0
OPPONENTS	18	155	8.6	29	0

PUNTING	NO.	YDS	AVG	TB	IN	LG	B
RUNAGER	59	2459	41.7	5	12	55	0
SKLADANY	27	1062	39.4	2	5	51	0
EAGLES	86	3521	40.9	7	17	55	0
OPPONENTS	80	3020	37.8	4	20	59	1

PUNT RETURNS	RET	FC	YDS	AVG	LG	TD
SCIARRA	22	3	115	5.2	14	0
G.YOUNG	14	3	93	6.6	23	0
HOOVER	7	4	44	6.3	13	0
FOULES	1	0	7	7.0	7	0
LOGAN	1	0	0	0.0	0	0
EAGLES	45	10	259	5.8	23	0
OPPONENTS	57	4	511	9.0	25	0

KICKOFF RETURNS	NO.	YDS	AVG	LG	TD
G.YOUNG	27	565	20.9	52	0
EVERETT	14	275	19.6	46	0
ELLIS	7	119	17.0	25	0
HARRINGTON	4	79	19.8	26	0
M.WILLIAMS	3	59	19.7	26	0
HADDIX	3	51	17.0	24	0
FRITZSCHE	2	17	8.5	15	0
DARBY	2	3	1.5	3	0
EAGLES	62	1168	18.8	52	0
OPPONENTS	45	804	17.9	30	0

SCORING	TD	RU	PA	RT	PAT	FG	S	PTS
QUICK	13	0	13	0				0 78
FRANKLIN	0	0	0	0	24-27	15-26	0	69
CARMICHAEL	3	0	3	0				0 18
OLIVER	3	1	2	0				0 18
HADDIX	2	2	2	0				0 12
WOODRUFF	2	0	2	0				0 12
HARRINGTON	1	1	0	0				0 6
JAWORSKI	1	1	0	0				0 6
KAB	1	0	1	0				0 6
G.YOUNG	1	0	1	0				0 6
TEAM	0	0	0	0				1 2
EAGLES	27	5	22	0	24-27	15-26	1	233
OPP.	34	14	20	0	34-34	28-37	0	322

FGS	1-19	20-29	30-39	40-49	50+
FRANKLIN	1/1	5/5	6/9	2/8	1/3
EAGLES	1/1	5/5	6/9	2/8	1/3
OPPONENTS	0/0	12/14	10/13	4/6	2/4

**SACKS:** HARRISON 11.5, G.BROWN 8.5, HAIRSTON 5.0, ARMSTRONG 3.5, J.WILLIAMS 2.5, CLARKE 1.0, DARBY 1.0, GRIGGS 1.0, HOPKINS 1.0, J.ROBINSON 1.0, EAGLES 36.0, OPPONENTS 57.0

**LEADING TACKLERS:** J.ROBINSON 177, GRIGGS 129, CLARKE 110, J.WILLIAMS 105, HOPKINS 105, HARRISON 102, G.BROWN 74, WILKES 66, R.YOUNG 56, LOGAN 56

### USUAL STARTERS

WR	HAROLD CARMICHAEL	LDE	DENNIS HARRISON
LT	STAN WALTERS	NT	KEN CLARKE
LG	STEVE KENNEY	RDE	CARL HAIRSTON
C	GUY MORRIS	LLB	REGGIE WILKES
RG	RON BAKER	ILB	JERRY ROBINSON
RT	JERRY SISEMORE	ILB	ANTHONY GRIGGS
TE	VITO KAB	RLB	JOEL WILLIAMS
WR	MIKE QUICK	LCB	ROYNELL YOUNG
QB	RON JAWORSKI	RCB	HERMAN EDWARDS
RB	MICHAEL WILLIAMS (9)	SS	RANDY LOGAN
	MICHAEL HADDIX (6)	FS	WES HOPKINS
FB	HUBIE OLIVER		

**PRO BOWL SELECTIONS:** WR MIKE QUICK





# 1984

## PHILADELPHIA EAGLES STATISTICS



RECORD: 6-9-1, 5TH IN NFC EAST  
HEAD COACH: MARION CAMPBELL

DATE	W/L	SCORE	OPPONENT	ATT.
S-02	L	27-28	AT NY GIANTS	71,520
S-09	W	19-17	MINNESOTA	55,942
S-16	L	17-23	AT DALLAS	64,521
S-23	L	9-21	SAN FRANCISCO	62,771
S-30	L	0-20	AT WASHINGTON	53,064
O-07	W	27-17	AT BUFFALO	37,555
O-14	W	16-7	INDIANAPOLIS	50,277
O-21	W	24-10	NY GIANTS	64,677
O-28	L	14-34	ST. LOUIS	54,310
N-04	T	23-23 OT	AT DETROIT	59,141
N-11	L	23-24	AT MIAMI	70,227
N-18	W	16-10	WASHINGTON	63,117
N-25	L	16-17	AT ST. LOUIS	39,858
D-02	L	10-26	DALLAS	66,322
D-09	W	27-17	NEW ENGLAND	41,581
D-16	L	10-26	AT ATLANTA	15,582

TEAM STATISTICS	EAGLES	OPP.
TOTAL FIRST DOWNS	280	307
RUSHING	83	123
PASSING	176	171
PENALTY	21	13
3RD DOWN: MADE/ATT	76/231	104/251
3RD DOWN PCT.	32.9	41.4
4TH DOWN: MADE/ATT	9/17	6/11
4TH DOWN PCT.	52.9	54.5
POSSESSION AVG.	NA	NA
TOTAL NET YARDS	4698	5239
AVG. PER GAME	293.6	327.4
TOTAL PLAYS	1047	1109
AVG. PER PLAY	4.5	4.7
NET YARDS RUSHING	1338	2189
AVG. PER GAME	83.6	136.8
TOTAL RUSHES	381	556
NET YARDS PASSING	3360	3050
AVG. PER GAME	210.0	190.6
SACKED/YARDS LOST	60/463	60/456
GROSS YARDS	3823	3506
ATT./COMPLETIONS	606/331	492/262
COMPLETION PCT.	54.6	53.3
HAD INTERCEPTED	17	20
PUNTS/AVERAGE	92/42.2	89/39.3
NET PUNTING AVG.	35.6	33.6
PENALTIES/YARDS	77/632	96/904
FUMBLE/BALL LOST	23/16	32/11
TOUCHDOWNS	27	36
RUSHING	6	12
PASSING	19	22
RETURNS	2	2

SCORE BY PERIODS	Q1	Q2	Q3	Q4	OT	PTS
EAGLES	64	76	53	85	0	278
OPPONENTS	61	102	74	83	0	320

PASSING	ATT	CMP	YDS	CMP%	YD/ATT	TD	TD%	INT	INT%	LONG	SACKS	RATING
JAWORSKI	427	234	2754	54.8	6.45	16	3.7	14	3.3	90T	34/270	73.4
PISARCIC	176	96	1036	54.5	5.89	3	1.7	40	25/183	70.7		
MONTGOMERY	2	0	0	0.0	0.00	0	0.0	0	0.0	0	1/10	39.6
MAY	1	1	33	100.0	33.00	0	0.0	0	0.0	33	0/0	118.8
EAGLES	606	331	3823	54.6	6.31	19	3.1	17	2.8	90T	60/463	72.6
OPPONENTS	492	262	3506	53.3	7.13	22	4.5	20	4.1	68	60/456	74.1

RUSHING	NO.	YDS	AVG	LONG	TD
MONTGOMERY	201	789	3.9	27	2
OLIVER	72	263	3.7	17	0
HADDIX	48	130	2.7	21	1
M.WILLIAMS	33	83	2.5	8	0
HARDY	14	41	2.9	10	0
PISARCIC	7	19	2.7	16	2
JAWORSKI	5	18	3.6	10	1
QUICK	1	-5	-5.0	-5	0
EAGLES	381	1338	3.5	27	6
OPPONENTS	556	2189	3.9	34	12

RECEIVING	NO.	YDS	AVG	LONG	TD
SPAGNOLA	65	701	10.8	34	1
QUICK	61	1052	17.2	90T	9
MONTGOMERY	60	501	8.4	28	0
HADDIX	33	231	7.0	22	0
OLIVER	32	142	4.4	21	0
WOODRUFF	30	484	16.1	38	3
K.JACKSON	26	398	15.3	83T	1
KAB	9	102	11.3	26	3
M.WILLIAMS	7	47	6.7	15	0
HOOVER	6	143	23.8	44	2
HARDY	2	22	11.0	13	0
EAGLES	331	3823	11.5	90T	19
OPPONENTS	262	3506	13.4	68	22

INT'S	NO.	YDS	AVG	LONG	TD
ELLIS	7	119	17.0	31	0
HOPKINS	5	107	21.4	33	0
FOULES	4	27	6.8	20	0
EDWARDS	2	0	0.0	0	0
WILSON	1	28	28.0	28	0
WILKES	1	6	6.0	6	0
EAGLES	20	287	14.4	33	0
OPPONENTS	17	211	12.4	43	1

PUNTING	NO.	YDS	AVG	TB	IN	LG	B
HOBAN	92	3880	42.2	6	21	69	0
EAGLES	92	3880	42.2	6	21	69	0
OPPONENTS	89	3497	39.3	13	18	64	2

PUNT RETURNS	RET	FC	YDS	AVG	LG	TD
COOPER	40	19	250	6.3	16	0
EAGLES	40	19	250	6.3	16	0
OPPONENTS	58	7	486	8.4	46	0

KICKOFF RETURNS	NO.	YDS	AVG	LG	TD
HAYES	22	441	20.0	44	0
COOPER	17	296	17.4	48	0
WATERS	13	319	24.5	89T	1
EVERETT	3	40	13.3	18	0
ELLIS	2	25	12.5	15	0
HARDY	1	20	20.0	20	0
STRAUTHERS	1	12	12.0	12	0
EAGLES	59	1153	19.5	89T	1
OPPONENTS	69	1298	18.8	51	0

SCORING	TD	RU	PA	RT	PAT	FG	S	PTS
McFADDEN	0	0	0	0	26-27	30-37	0	116
QUICK	9	0	9	0			0	54
KAB	3	0	3	0			0	18
WOODRUFF	3	0	3	0			0	18
HOOVER	2	0	2	0			0	12
MONTGOMERY	2	2	0	0			0	12
PISARCIC	2	2	0	0			0	12
HADDIX	1	1	0	0			0	6
K.JACKSON	1	0	1	0			0	6
JAWORSKI	1	1	0	0			0	6
KRAYNAK	1	0	1	0			0	6
SPAGNOLA	1	0	1	0			0	6
WATERS	1	0	1	0			0	6
EAGLES	27	6	19	2	26-27	30-37	0	278
OPP.	36	12	22	2	36-36	22-35	1	320

FGS	1-19	20-29	30-39	40-49	50+
McFADDEN	0/0	4/5	13/16	10/12	3/4
EAGLES	0/0	4/5	13/16	10/12	3/4
OPPONENTS	2/2	6/8	10/14	3/7	1/4

McFADDEN: (47G,37N,41G) (27G,37G,49G,37G) (39G,39N) (35G,32G,33G) (36G,22G) (34G,32G,33G) (45G,52N) (52G,51G,40G) (45G) (43G,34G,41G,44N) (31G,43G,26N,32G) (23G) (50G,46G,48N) (20G,37N)

SACKS: G.BROWN 16.0, D.HARRISON 12.0, CLARKE 10.5, DABBY 5.0, ARMSTRONG 3.0, GRIGGS 3.0, STRAUTHERS 2.0, WILKES 2.0, HOPKINS 1.5, SCHULZ 1.5, J.ROBINSON 1.5, HOPKINS 1.0, TEAM 1.0, EAGLES 60.0, OPPONENTS 60.0

LEADING TACKLERS: J.ROBINSON 143, G.BROWN 128, HOPKINS 128, CLARKE 123, ELLIS 107, GRIGGS 106, J.WILLIAMS 97, D.HARRISON 93, WILKES 50, EDWARDS 48

### USUAL STARTERS

WR	KENNY JACKSON (9)	LDE	DENNIS HARRISON
	TONY WOODRUFF (6)	NT	KEN CLARKE
LT	DEAN MIRALDI	RDE	GREG BROWN
LG	STEVE KENNEY	LLB	REGGIE WILKES
C	MARK DENNARD	ILB	JERRY ROBINSON
RG	RON BAKER	ILB	ANTHONY GRIGGS
RT	LEONARD MITCHELL	RLB	JOEL WILLIAMS
TE	JOHN SPAGNOLA	LCB	ELBERT FOULES
WR	MIKE QUICK	SS	RAY ELLIS
QB	RON JAWORSKI	FS	WES HOPKINS
RB	WILBERT MONTGOMERY		
FB	HUBIE OLIVER		

PRO BOWL SELECTIONS: WR MIKE QUICK





# 1985

## PHILADELPHIA EAGLES STATISTICS



**RECORD: 7-9, 4TH IN NFC EAST**  
**HEAD COACH: MARION CAMPBELL**  
**(15) AND FRED BRUNEY (1)**

DATE	W/L	SCORE	OPPONENT	ATT.
S-08	L	0-21	AT NY GIANTS	76,141
S-15	L	6-17	LA RAMS	60,920
S-22	W	19-6	AT WASHINGTON	53,748
S-29	L	10-16 OT	NY GIANTS	66,696
O-06	L	21-23	AT NEW ORLEANS	56,364
O-13	W	30-7	ST. LOUIS	48,186
O-20	W	16-14	DALLAS	70,114
O-27	W	21-17	BUFFALO	60,987
N-03	L	13-24	AT SAN FRANCISCO	58,383
N-10	W	23-17 OT	AT ATLANTA	63,691
N-17	W	24-14	AT ST. LOUIS	39,032
N-24	L	17-34	AT DALLAS	54,047
D-01	L	23-28	MINNESOTA	54,688
D-08	L	12-17	WASHINGTON	60,737
D-15	L	14-20	AT SAN DIEGO	45,569
D-22	W	37-35	AT MINNESOTA	49,722

RUSHING	NO.	YDS	AVG	LONG	TD
E.JACKSON	282	1028	3.6	59	5
HADDIX	67	213	3.2	12	0
CUNNINGHAM	29	205	7.1	37	0
HUNTER	27	121	4.5	74T	1
JAWORSKI	17	35	2.1	31	2
EVERETT	4	13	3.3	8	0
HORAN	1	12	12.0	12	0
OLIVER	1	3	3.0	3	0
<b>EAGLES</b>	<b>428</b>	<b>1630</b>	<b>3.8</b>	<b>74T</b>	<b>8</b>
<b>OPPONENTS</b>	<b>526</b>	<b>2205</b>	<b>4.2</b>	<b>60</b>	<b>17</b>

RECEIVING	NO.	YDS	AVG	LONG	TD
QUICK	73	1247	17.1	99T	11
SPAGNOLA	64	772	12.1	35	5
HADDIX	43	330	7.7	17	0
K.JACKSON	40	692	17.3	54	1
HUNTER	28	411	14.7	43	1
R.JOHNSON	11	186	16.9	37	0
E.JACKSON	10	126	12.6	25	1
GARRITY	7	142	20.3	34	0
LITTLE	7	82	11.7	28	0
EVERETT	4	25	6.3	11	0
K.BAKER	2	25	12.5	20	0
OLIVER	1	4	4.0	4	0
<b>EAGLES</b>	<b>290</b>	<b>4042</b>	<b>13.9</b>	<b>99T</b>	<b>19</b>
<b>OPPONENTS</b>	<b>251</b>	<b>3289</b>	<b>13.1</b>	<b>46</b>	<b>18</b>

INT'S	NO.	YDS	AVG	LONG	TD
HOPKINS	6	36	6.0	24T	1
ELLIS	4	32	8.0	18	0
EDWARDS	3	8	2.7	3T	1
COOPER	2	13	6.5	13	0
KRAYNACK	1	26	26.0	26	0
REICHENBACH	1	10	10.0	10	0
YOUNG	1	0	0.0	0	0
<b>EAGLES</b>	<b>18</b>	<b>125</b>	<b>6.9</b>	<b>26</b>	<b>2</b>
<b>OPPONENTS</b>	<b>28</b>	<b>474</b>	<b>16.9</b>	<b>46</b>	<b>2</b>

PUNTING	NO.	YDS	AVG	TB	IN	LG	B
HORAN	91	3777	41.5	10	21	75	0
<b>EAGLES</b>	<b>91</b>	<b>3777</b>	<b>41.5</b>	<b>10</b>	<b>21</b>	<b>75</b>	<b>0</b>
<b>OPPONENTS</b>	<b>92</b>	<b>3918</b>	<b>42.6</b>	<b>8</b>	<b>32</b>	<b>68</b>	<b>2</b>

PUNT RETURNS	RET	FC	YDS	AVG	LG	TD
COOPER	43	10	364	8.5	56	0
WATERS	1	0	23	23.0	23	0
HUNTER	1	0	6	6.0	6	0
<b>EAGLES</b>	<b>45</b>	<b>10</b>	<b>393</b>	<b>8.7</b>	<b>56</b>	<b>0</b>
<b>OPPONENTS</b>	<b>41</b>	<b>16</b>	<b>462</b>	<b>11.3</b>	<b>80T</b>	<b>1</b>

KICKOFF RETURNS	NO.	YDS	AVG	LG	TD
HUNTER	48	1047	21.8	51	0
WATERS	4	74	18.5	23	0
COOPER	3	32	10.7	13	0
FOULES	1	7	7.0	7	0
<b>EAGLES</b>	<b>56</b>	<b>1160</b>	<b>20.7</b>	<b>51</b>	<b>0</b>
<b>OPPONENTS</b>	<b>65</b>	<b>1293</b>	<b>19.9</b>	<b>88</b>	<b>0</b>

SCORING	TD	RU	PA	RT	PAT	FG	S	PTS
McFADDEN	0	0	0	0	29-29	25-30	0	104
QUICK	11	0	11	0			0	66
E.JACKSON	6	5	1	0			0	36
SPAGNOLA	5	0	5	0			0	30
HUNTER	2	1	1	0			0	12
JAWORSKI	2	2	0	0			0	12
EDWARDS	1	0	0	1			0	6
HOPKINS	1	0	0	1			0	6
K.JACKSON	1	0	1	0			0	6
LITTLE	1	0	0	1			0	6
WHITE	0	0	0	0			1	2
<b>EAGLES</b>	<b>30</b>	<b>8</b>	<b>19</b>	<b>3</b>	<b>29-29</b>	<b>25-30</b>	<b>1</b>	<b>286</b>
<b>OPP.</b>	<b>39</b>	<b>17</b>	<b>18</b>	<b>4</b>	<b>37-38</b>	<b>13-29</b>	<b>0</b>	<b>310</b>

FGs	1-19	20-29	30-39	40-49	50+
McFADDEN	0/0	6/6	11/11	6/8	2/5
<b>EAGLES</b>	<b>0/0</b>	<b>6/6</b>	<b>11/11</b>	<b>6/8</b>	<b>2/5</b>
<b>OPPONENTS</b>	<b>0/1</b>	<b>3/4</b>	<b>4/8</b>	<b>6/13</b>	<b>0/3</b>

McFADDEN: 0 (50G,45G,53M) (41G,36G,37G,34G) (41G,43M) 0 (39G,21G,52G) (39G,33G,36G) 0 (36G,44G) (30G) (52M,20G) (26G) (29G,33G,25G) (44G) (43M,52M) (26G,43G,35G)

SACKS: G.BROWN 13.0, WHITE 13.0, CLARKE 7.0, STRAUERS 5.5, COBB 5.0, ELLIS 2.0, HOPKINS 2.0, WILKES 2.0, DABY 1.5, COOPER 1.0, CRESWELL 1.0, EAGLES 53.0, OPPONENTS 55.0

LEADING TACKLERS: HOPKINS 136, G.BROWN 124, REICHENBACH 119, CLARKE 112, ELLIS 111, WHITE 100, COBB 97, GRIGGS 86, WILKES 74, EDWARDS 38

### USUAL STARTERS

WR KENNY JACKSON	LDE REGGIE WHITE
LT KEN REEVES	NT KEN CLARKE
LG STEVE KENNEY	RDE GREG BROWN
C MARK DENNARD	LLB REGGIE WILKES
RG RON BAKER	ILB MIKE REICHENBACH
RT LEONARD MITCHELL	ILB ANTHONY GRIGGS
TE JOHN SPAGNOLA	RLB GARRY COBB
WR MIKE QUICK	LCB ROYNELL YOUNG
QB RON JAWORSKI	RCB HERMAN EDWARDS
RB EARNEST JACKSON	SS RAY ELLIS
FB MICHAEL HADDIX	FS WES HOPKINS

TEAM STATISTICS	EAGLES	OPP.
TOTAL FIRST DOWNS	292	307
RUSHING	82	122
PASSING	188	160
PENALTY	22	25
3RD DOWN: MADE/ATT	82/232	91/234
3RD DOWN PCT.	35.3	38.9
4TH DOWN: MADE/ATT	7/13	4/7
4TH DOWN PCT.	53.8	57.1
POSSESSION AVG.	NA	NA
TOTAL NET YARDS	5216	5135
AVG. PER GAME	326.0	320.9
TOTAL PLAYS	1050	1058
AVG. PER PLAY	5.0	4.9
NET YARDS RUSHING	1630	2205
AVG. PER GAME	101.9	137.8
TOTAL RUSHES	428	526
NET YARDS PASSING	3586	2930
AVG. PER GAME	224.1	183.1
SACKED/YARDS LOST	55/450	53/359
GROSS YARDS	4036	3289
ATT./COMPLETIONS	567/290	478/251
COMPLETION PCT.	51.1	52.5
HAD INTERCEPTED	28	18
PUNTS/AVERAGE	91/41.5	92/42.6
NET PUNTING AVG.	34.2	36.6
PENALTIES/YARDS	98/736	99/834
FUMBLES/BALL LOST	25/12	27/14
TOUCHDOWNS	30	39
RUSHING	8	17
PASSING	19	18
RETURNS	3	4

SCORE BY PERIODS	Q1	Q2	Q3	Q4	OT	PTS
EAGLES	60	72	56	92	6	286
OPPONENTS	69	67	76	92	6	310

PASSING	ATT	CMP	YDS	CMP%	YD/AT	TD	TD%	INT	INT%	LONG	SACKS	RATING
JAWORSKI	484	255	3450	52.7	7.13	17	3.5	20	4.1	99T	34/289	70.2
CUNNINGHAM	81	34	548	42.0	6.77	1	1.2	8	9.9	69	20/150	29.8
HUNTER	2	1	38	50.0	19.00	1	50.0	0	0.0	38T	1/11	135.4
<b>EAGLES</b>	<b>567</b>	<b>290</b>	<b>4036</b>	<b>51.1</b>	<b>7.12</b>	<b>19</b>	<b>3.4</b>	<b>28</b>	<b>4.9</b>	<b>99T</b>	<b>55/450</b>	<b>65.0</b>
<b>OPPONENTS</b>	<b>478</b>	<b>251</b>	<b>3289</b>	<b>52.5</b>	<b>6.88</b>	<b>18</b>	<b>3.8</b>	<b>18</b>	<b>3.8</b>	<b>46</b>	<b>53/359</b>	<b>71.4</b>

PRO BOWL SELECTIONS: FS WES HOPKINS, WR MIKE QUICK





# 1986

## PHILADELPHIA EAGLES STATISTICS



RECORD: 5-10-1, 4TH IN NFC EAST  
HEAD COACH: BUDDY RYAN

DATE	W/L	SCORE	OPPONENT	ATT.
S-07	L	14-41	AT WASHINGTON	53,982
S-14	L	10-13 OT	AT CHICAGO	65,130
S-21	L	7-33	DENVER	63,839
S-28	W	34-20	LA RAMS	65,646
D-05	W	16-0	AT ATLANTA	57,104
D-12	L	3-35	AT NY GIANTS	74,221
D-19	L	14-17	DALLAS	68,572
D-26	W	23-7	SA DIEGO	41,469
N-02	L	10-13	AT ST. LOUIS	33,051
N-09	L	14-17	NY GIANTS	60,601
N-16	L	11-13	DETROIT	54,568
N-23	L	20-24	AT SEATTLE	55,786
N-30	W	33-27 OT	AT LA RAIDERS	53,338
D-07	T	10-10 OT	ST. LOUIS	50,148
D-14	W	23-21	AT DALLAS	46,117
D-21	L	14-21	WASHINGTON	61,816

### TEAM STATISTICS EAGLES OPP.

TOTAL FIRST DOWNS	287	278
RUSHING	113	97
PASSING	150	156
PENALTY	24	25
3RD DOWN: MADE/ATT.	105/273	79/230
3RD DOWN PCT.	38.5	34.3
4TH DOWN: MADE/ATT.	5/12	9/16
4TH DOWN PCT.	41.7	56.3
POSSESSION AVG.	31:57	28:03
TOTAL NET YARDS	4542	5224
AVG. PER GAME	283.9	326.5
TOTAL PLAYS	1117	1043
AVG. PER PLAY	4.1	5.0
NET YARDS RUSHING	2002	1989
AVG. PER GAME	125.1	124.3
TOTAL RUSHES	499	458
NET YARDS PASSING	2540	3235
AVG. PER GAME	158.8	202.2
SACKED/YARDS LOST	104/708	53/406
GROSS YARDS	3248	3641
ATT./COMPLETIONS	514/268	532/260
COMPLETION PCT.	52.1	48.9
HAD INTERCEPTED	17	23
PUNTS/AVERAGE	111/41.0	97/38.7
NET PUNTING AVG.	33.5	32.3
PENALTIES/YARDS	102/901	115/884
FUMBLES/BALL LOST	34/10	30/13
TOUCHDOWNS	28	39
RUSHING	8	14
PASSING	19	21
RETURNS	1	4

SCORE BY PERIODS	Q1	Q2	Q3	Q4	OT	PTS
EAGLES	66	51	48	85	6	256
OPPONENTS	50	75	86	98	3	312

PASSING	ATT	CMP	YDS	CMP%	YD/AT	TD	TD%	INT	INT%	LONG	SACKS	RATING
JAWORSKI	245	128	1405	52.2	5.73	8	3.3	6	2.4	56	22/156	70.2
CUNNINGHAM	209	111	1391	53.1	6.66	8	3.8	7	3.3	75	72/489	72.9
CAVANAUGH	58	28	397	48.3	6.84	2	3.4	4	6.9	49	9/56	53.6
BYARS	2	1	55	50.0	27.50	1	50.0	0	0.0	55	1/7	135.4
EAGLES	514	268	3248	52.1	6.32	19	3.7	17	3.3	75	104/708	70.4
OPPONENTS	532	260	3641	48.9	6.84	21	3.9	23	4.3	84	53/406	66.5

RUSHING	NO.	YDS	AVG	LONG	TD
BYARS	177	577	3.3	32	1
CUNNINGHAM	66	540	8.2	20	5
TONEY	69	285	4.1	43	1
HADDIX	79	276	3.5	18	0
TAUTALATASI	51	163	3.2	50	0
CRAWFORD	28	88	3.1	15	1
JAWORSKI	13	33	2.5	10	0
CAVANAUGH	9	26	2.9	11	0
M.WATERS	5	8	1.6	5	0
K.JACKSON	1	6	6.0	6	0
TELTSCHIK	1	0	0.0	0	0
EAGLES	499	2902	4.0	50	8
OPPONENTS	458	1989	4.3	84	14

RECEIVING	NO.	YDS	AVG	LONG	TD
QUICK	60	939	15.7	75	9
TAUTALATASI	41	325	7.9	56	2
SPAGNOLA	39	397	10.2	38	1
K.JACKSON	30	506	16.9	49	6
HADDIX	26	150	5.8	29	0
LITTLE	14	132	9.4	26	0
TONEY	13	177	13.6	47	0
GARRITY	12	227	18.9	34	0
R.JOHNSON	11	207	18.8	39	1
BYARS	11	44	4.0	17	0
P.SMITH	6	94	15.7	36	0
M.WATERS	2	27	13.5	19	0
DARBY	2	16	8.0	13	0
DUCKWORTH	1	7	7.0	7	0
EAGLES	268	3248	12.1	75	19
OPPONENTS	260	3641	14.0	84	21

INT'S	NO.	YDS	AVG	LONG	TD
A.WATERS	6	39	6.5	21	0
YOUNG	6	9	1.5	9	0
COOPER	3	20	6.7	20	0
A.JOHNSON	3	6	2.0	9	0
HOAGE	1	18	18.0	18	0
FOULES	1	14	14.0	14	0
SCHULZ	1	11	11.0	11	0
JOYNER	1	4	4.0	4	0
COBB	1	3	3.0	3	0
EAGLES	23	124	5.4	21	0
OPPONENTS	17	192	11.3	32	1

PUNTING	NO.	YDS	AVG	TB	IN	LG	F
TELTSCHIK	108	4493	41.6	10	20	62	62
CUNNINGHAM	2	54	27.0	0	0	39	0
EAGLES	111	4547	41.0	10	20	62	62
OPPONENTS	97	3751	38.7	12	23	68	2
PUNT RETURNS	RET	FC	YDS	AVG	LG	TD	
GARRITY	17	7	187	11.0	76	1	
COOPER	16	7	139	8.7	58	0	
M.WATERS	7	1	130	4.3	13	0	
P.SMITH	4	1	18	4.5	7	0	
EAGLES	44	16	374	8.5	76	1	
OPPONENTS	63	13	634	10.1	75	2	

KICKOFF RETURNS	NO.	YDS	AVG	LG	TD
CRAWFORD	27	497	18.4	36	0
TAUTALATASI	18	344	19.1	51	0
BYARS	2	47	23.5	31	0
COOPER	2	42	21.0	24	0
QUICK	2	6	3.0	6	0
SCHULZ	1	9	9.0	9	0
SIMMONS	1	0	0.0	0	0
EAGLES	53	945	17.8	51	0
OPPONENTS	62	1261	20.3	40	0

SCORING	TD	RU	PA	RT	PAT	FG	S	PTS
McFADDEN	0	0	0	0	26-27	20-31	0	86
QUICK	9	0	9	0			0	54
K.JACKSON	6	0	6	0			0	36
CUNNINGHAM	5	5	0	0			0	30
TAUTALATASI	2	0	2	0			0	12
BYARS	1	1	0	0			0	6
CRAWFORD	1	1	0	0			0	6
GARRITY	1	0	0	1			0	6
R.JOHNSON	1	0	1	0			0	6
SPAGNOLA	1	0	1	0			0	6
TONEY	1	1	0	0			0	6
BROWN	0	0	0	0			1	2
EAGLES	28	8	19	1	26-27	20-31	1	256
Opp.	39	14	21	4	37-39	13-26	1	312

McFADDEN: (1) (49G) (1) (22G,41G)  
(31G,52N,33G,21G) (29G) (50N,31N)  
(33G,34G,36G) (30N,31G) (42N)  
(45N,33G,28G,25G) (35G,42N,32G) (45N)  
(33G,46N,43N) (26G,50G,40G) (43N)

SACKS: WHITE 18.0, BROWN 9.0, CLARKE 8.0, COBB 6.0, JILES 2.0, JOYNER 2.0, SIMMONS 2.0,  
A.WATERS 2.0, COOPER 1.0, DARBY 1.0,  
A.JOHNSON 1.0, SINGLETARY 1.0, EAGLES 53.0,  
OPPONENTS 104.0

LEADING TACKLERS: REICHENBACH 129, A.WATERS 129, HOAGE 112, COBB 102, WHITE 98, BROWN 88, CLARKE 73, A.JOHNSON 71, COOPER 62, YOUNG 52

### USUAL STARTERS

WR	MIKE QUICK	LDE	REGGIE WHITE (9)
LT	TOM JELESKY (7)	BYRON DARBY (7)	
	KEN REEVES (6)	LDT	KEN CLARKE
LG	KEN REEVES (9)	RDT	REGGIE WHITE (7)
	NICK HADEN (6)		REGGIE SINGLETARY (5)
C	MATT DARWIN	RDE	GREG BROWN
RG	RON BAKER	LLB	GARRY COBB
RT	LEONARD MITCHELL	MLB	MIKE REICHENBACH
TE	JOHN SPAGNOLA	RLB	ALDOZZO JOHNSON (9)
WR	KENNY JACKSON		SETH JOYNER (7)
QB	RON JAWORSKI (9)	LCB	ROYNELL YOUNG
	R.CUNNINGHAM (5)	RCB	EVAN COOPER
RB	KEITH BYARS (8)	SS	ANDRE WATERS
	CHARLES CUNYOW (6)	FS	TERRY HOAGE
FB	MICHAEL HADDIX (9)		
	ANTHONY TONEY (5)		

PRO BOWL SELECTIONS: WR MIKE QUICK, DE REGGIE WHITE





## 1987 PHILADELPHIA EAGLES STATISTICS



RECORD: 7-8, 4TH IN NFC EAST  
HEAD COACH: BUDDY RYAN

DATE	W/L	SCORE	OPPONENT	ATT.
S-13	L	24-34	AT WASHINGTON	52,188
S-20	W	27-17	NEW ORLEANS	57,485
O-04	L	3-35	CHICAGO	4,074
O-11	L	22-41	AT DALLAS	40,622
O-18	L	10-16 OT	AT GREEN BAY	35,842
O-25	W	37-20	DALLAS	61,630
N-01	W	28-23	AT ST. LOUIS	24,586
N-08	W	31-27	WASHINGTON	63,609
N-15	L	17-20	NY GIANTS	66,172
N-22	L	19-31	ST. LOUIS	55,592
N-29	W	34-31 OT	AT NEW ENGLAND	54,198
D-06	L	20-23 OT	AT NY GIANTS	65,874
D-13	L	10-28	MIAMI	63,841
D-20	W	38-27	AT NY JETS	30,572
D-27	W	17-7	BUFFALO	57,547

Note: Game of Sept. 27 at San Francisco cancelled due to the NFL players' strike ... games of Oct. 4-Oct. 18 were "replacement games" played with replacement players during strike.

TEAM STATISTICS	EAGLES	OPP.
TOTAL FIRST DOWNS	289	301
RUSHING	112	85
PASSING	154	186
PENALTY	23	30
3RD DOWN: MADE/ATT.	75/241	69/216
3RD DOWN PCT.	31.1	31.9
4TH DOWN: MADE/ATT.	8/19	7/17
4TH DOWN PCT.	42.1	41.2
POSSESSION AVG.	NA	NA
TOTAL NET YARDS	5077	5249
AVG. PER GAME	338.5	349.9
TOTAL PLAYS	1101	1046
AVG. PER PLAY	4.6	5.0
NET YARDS RUSHING	2027	1643
AVG. PER GAME	135.1	109.5
TOTAL RUSHES	509	428
NET YARDS PASSING	3050	3606
AVG. PER GAME	203.3	240.4
SACKED/YARDS LOST	72/511	57/452
GROSS YARDS	3561	4058
ATT./COMPLETIONS	520/283	561/305
COMPLETION PCT.	54.4	54.4
HAD INTERCEPTED	16	21
PUNTS/AVERAGE	102/37.0	88/37.1
NET PUNTING AVG.	31.4	33.4
PENALTIES/YARDS	116/919	105/830
FUMBLES/BALL LOST	44/19	41/27
TOUCHDOWNS	40	47
RUSHING	12	16
PASSING	26	29
RETURNS	2	2

SCORE BY PERIODS	Q1	Q2	Q3	Q4	OT	PTS
EAGLES	46	118	86	84	3	337
OPPONENTS	88	133	65	85	9	380

SAGOS: WHITE 21.0, SIMMONS 6.0, J.BROWN 4.0, JOYNER 4.0, SMALLS 2.5, GROOMS 2.0, PHILLIPS 2.0, PITTS 2.0, CLARKE 1.5, JILES 1.5, BATTAGLIA 1.0, C.BROWN 1.0, COBB 1.0, FRIZZELL 1.0, GRIFFIN 1.0, HOAGUE 1.0, LEE 1.0, MITCHELL 1.0, REICHENBACH 1.0, WEST 1.0, AUER 0.5, EAGLES 57.0, OPPONENTS 72.0

PASSING	ATT	CMP	YDS	CMP%	YD/AT	TD	TD%	INT	INT%	LONG	SACKS	RATING
CUNNINGHAM	406	223	2786	54.9	6.86	23	5.7	12	3.0	701	54/380	83.0
TINSLEY	86	48	637	55.8	7.41	3	3.5	4	4.7	621	6/55	71.7
MERKINS	14	7	70	50.0	5.00	0	0.0	0	0.0	17	10/62	64.6
HORN	11	5	68	45.5	6.18	0	0.0	0	0.0	23	1/7	65.7
CARTER 1-0-0, GRANT 1-0-0, TONEY 1-0-0, TELTSCHIK 0-0-0 1-7 SACKED												
EAGLES	520	283	3561	54.4	6.85	26	5.0	16	3.1	701	72/511	79.8
OPPONENTS	561	305	4058	54.4	7.23	29	5.2	21	3.7	771	57/452	79.2

RUSHING	NO.	YDS	AVG	LONG	TD
CUNNINGHAM	76	505	6.6	45	3
TONEY	127	473	3.7	36	5
BYARS	116	426	3.7	30	3
HADDIX	59	165	2.8	11	0
R.BROWN	39	136	3.5	23	0
ROBINSON	24	114	4.8	18	0
TAUTALATASI	26	69	2.7	17	0
ROSS	14	54	3.9	12	1
TELTSCHIK	3	32	10.7	23	0
JACKSON	6	27	4.5	10	0
GRANT	1	20	20.0	20	0
MORSE	6	14	2.3	7	0
TINSLEY	4	2	0.5	2	0
CLEMONS	3	0	0.0	3	0
HORN	1	0	0.0	0	0
CAVANAUGH	1	-2	-2.0	-2	0
MERKINS	3	-8	-2.7	1	0
EAGLES	509	2027	4.0	45	12
OPPONENTS	428	1643	3.8	621	16

RECEIVING	NO.	YDS	AVG	LONG	TD
TELTSCHIK	46	790	17.2	611	11
TONEY	39	341	8.7	33	1
SPAGNOLA	36	350	9.7	22	2
TAUTALATASI	25	176	7.0	22	0
JACKSON	21	471	22.4	701	3
BYARS	21	177	8.4	30	1
GRANT	16	280	17.5	41	0
GARRITY	12	242	20.2	41	2
SIANO	9	137	15.2	34	1
BAILEY	8	69	8.6	19	0
R.BROWN	8	53	6.6	14	0
GILES	7	95	13.6	40	1
HADDIX	7	58	8.3	23	0
BOWMAN	6	127	21.2	621	1
CARTER	5	84	16.8	25	2
REPKO	5	46	9.2	12	0
ROSS	5	41	8.2	17	0
ROBINSON	2	9	4.5	5	0
CLEMONS	1	13	13.0	13	1
LITTLE	1	8	8.0	8	0
MORSE	1	8	8.0	8	0
CUNNINGHAM	1	-3	-3.0	-3	0
SINGLETARY	1	-11	-11.0	-11	0
EAGLES	283	3561	12.6	701	26
OPPONENTS	305	4058	13.3	771	29

INT'S	NO.	YDS	AVG	LONG	TD
FOULES	4	6	1.5	6	0
WATERS	3	63	21.0	63	0
JOYNER	2	42	21.0	29	0
KULLMAN	2	25	12.5	13	0
BROWN	2	7	3.5	6	0
HOAGUE	2	3	1.5	3	0
COOPER	2	0	0.0	0	0
YOUNG 1-30, EVANS 1-12, C.BROWN 1-9, WEST 1-0					
EAGLES	21	197	9.4	63	0
OPPONENTS	16	68	4.3	25	0

PUNTING	NO.	YDS	AVG	TB	IN	LG	B
TELTSCHIK	82	3131	38.2	4	13	60	1
JACOBS	10	369	36.9	0	4	44	1
ROYALS	5	209	41.8	1	1	48	0
MERKINS	2	61	30.5	0	0	38	1
EAGLES	102	3770	37.0	5	18	60	3
OPPONENTS	88	3262	37.1	6	20	65	0

PUNT RETURNS	RET	FC	YDS	AVG	LG	TD
MORSE	20	13	121	6.1	23	0
BOWMAN	4	1	43	10.8	37	0
GARRITY	4	10	16	4.0	10	0
CATERBONE	2	0	13	6.5	13	0
COOPER	2	0	10	5.0	5	0
AJOHNSON	1	0	0	0.0	0	0
C.BROWN	1	0	-1	-1.0	-1	0
EAGLES	34	24	202	5.9	37	0
OPPONENTS	54	17	469	8.7	45	0

KICKOFF RETURNS	NO.	YDS	AVG	LG	TD
MORSE	24	386	16.1	28	0
CARTER	12	241	20.1	33	0
BOWMAN	7	153	21.9	32	0
COOPER	5	86	17.2	24	0
REID	4	58	14.5	19	0
TAUTALATASI	3	53	17.7	32	0
LAVETTE	2	37	18.5	19	0
HADDIX	2	16	8.0	9	0

ALEXANDER 1-6, C.BROWN 1-13, R.BROWN 1-20, CLEMONS 1-0, SIANO 1-13, TURRAL 1-21, ULMER 1-8, REEVES 0-1

EAGLES	66	1112	16.8	33	0
OPPONENTS	59	1276	21.6	54	0

SCORING	TD	RU	PA	RT	PAT	FG	S	PTS
McFadden	0	0	0	0	36-36	16-26	0	84
QUICK	11	0	11	0				66
TONEY	6	5	1	0				36
BYARS	4	3	1	0				24
CUNNINGHAM	3	3	0	0				18
JACKSON	3	0	3	0				18
CARTER	2	0	2	0				12
GARRITY	2	0	2	0				12
SPAGNOLA	2	0	2	0				12
JACOBS	0	0	0	0	2-4	3-5	0	11
BOWMAN	1	0	1	0				6
CLEMONS	1	0	1	0				6
GILES	1	0	1	0				6
JOYNER	1	0	1	0				6
ROSS	1	0	1	0				6
SIANO	1	0	1	0				6
WHITE	1	0	1	0				6
TEAM	0	0	0	0				1
EAGLES	40	12	26	2	38-40	19-31	1	337
OPP.	47	16	29	2	44-46	18-29	0	380

FGS: 1-19 20-29 30-39 40-49 50+  
McFadden 0/1 3/4 6/10 6/9 0/2  
JACOBS 0/0 1/1 0/1 2/3 0/0  
EAGLES 1/1 4/5 6/11 8/12 0/2  
OPPONENTS 0/0 8/8 0/3 7/14 3/4  
McFadden: (43G,56N) (30G,30G) (GAME CANCELLED) 0 0 0 (46G,28N,45G,21N,41N) (37G) (25G,50N,39N) (44G) (19G,44N,39N,38G) (41G,49G) (34N,27G) (38G,39N) (39G)  
JACOBS: WEEKS 4-6 ... 0 0 0

LEADING TACKLERS: WATERS 112, HOAGUE 100, JOYNER 96, WHITE 76, SIMMONS 75, REICHENBACH 68, COBB 60, J.BROWN 50, YOUNG 42, FRIZZELL 33

### USUAL STARTERS

WR	MIKE QUICK	LDE	REGGIE WHITE
LT	MATT DARWIN	LOT	KEN CLARKE
LG	ANDY SCHREIER	ROT	GEROME BROWN
C	GERRY FEEHRY	RDE	CLYDE SIMMONS
RG	RON BAKER	RLB	SETH JOYNER
RT	JOE CONWELL	MLB	MIKE REICHENBACH
TE	JOHN SPAGNOLA	RLB	GARY COBB (7)
WR	KENNY JACKSON		DWAYNE JILES (5)
QB	RANDALL CUNNINGHAM	LCB	ROYNELL YOUNG
RB	KEITH BYARS	RCB	ELBERT FOULES (8)
FB	ANTHONY TONEY		WILLIAM FRIZZELL (4)
		SS	ANDRE WATERS
		FS	TERRY HOAGUE

PRO BOWL: WR MIKE QUICK, DE REGGIE WHITE





# 1988

## PHILADELPHIA EAGLES STATISTICS



**RECORD: 10-6, 1ST IN NFC EAST**  
**HEAD COACH: BUDDY RYAN**

DATE	W/L	SCORE	OPPONENT	ATT.
S-04	W	41-14	AT TAMPA BAY	43,502
S-11	L	24-28	CINCINNATI	43,502
S-19	L	10-17	AT WASHINGTON	53,920
S-25	L	21-23	AT MINNESOTA	56,012
O-02	W	32-23	HOUSTON	64,692
O-10	W	24-13	NY GIANTS	63,736
O-16	L	3-19	AT CLEVELAND	78,787
O-23	W	24-23	DALLAS	66,309
O-30	L	24-27	ATLANTA	60,091
N-06	W	30-24	LA RAMS	65,624
N-13	W	27-26	AT PITTSBURGH	46,026
N-20	W	23-17	OT AT NY GIANTS	43,621
N-27	W	31-21	PHOENIX	57,918
D-04	L	19-20	WASHINGTON	65,947
D-10	W	23-17	AT PHOENIX	54,832
D-18	W	23-7	AT DALLAS	46,131
<b>NFC DIVISIONAL PLAYOFF</b>				
D-31	L	12-20	AT CHICAGO	65,534

TEAM STATISTICS		EAGLES	OPP.
TOTAL FIRST DOWNS		318	311
RUSHING		105	85
PASSING		179	199
PENALTY		34	27
3RD DOWN: MADE/ATT		92/246	75/225
3RD DOWN PCT.		37.4	33.3
4TH DOWN: MADE/ATT		8/12	10/19
4TH DOWN PCT.		66.7	52.6
POSSESSION AVG.		NA	NA
TOTAL NET YARDS		5430	5799
AVG. PER GAME		339.4	362.4
TOTAL PLAYS		1102	1086
AVG. PER PLAY		4.9	5.3
NET YARDS RUSHING		1945	1652
AVG. PER GAME		121.6	103.3
TOTAL RUSHES		464	466
NET YARDS PASSING		3485	4147
AVG. PER GAME		217.8	259.2
SACKED/YARDS LOST		57/442	42/296
GROSS YARDS		3927	4443
ATT./COMPLETIONS		581/309	578/309
COMPLETION PCT.		53.2	53.5
HAD INTERCEPTED		17	32
PUNTS/AVERAGE		104/39.7	85/37.8
NET PUNTING AVG.		34.3	32.4
PENALTIES/YARDS		115/907	115/897
FUMBLES/BALL LOST		29/19	28/12
TOUCHDOWNS		44	37
RUSHING		17	11
PASSING		25	23
RETURNS		2	3

SCORE BY PERIODS	Q1	Q2	Q3	Q4	OT	PTS
EAGLES	76	131	65	101	6	379
OPPONENTS	111	47	73	88	0	319

PASSING	ATT	CMP	YDS	CMP%	YD/AT	TD	TD%	INT	INT%	LONG	SACKS	RATING
CUNNINGHAM	560	301	3808	53.8	6.80	24	4.3	16	2.9	80T	57/442	77.6
CAVANAUGH	16	7	101	43.8	6.31	1	6.3	42	0/0	0/0	0/0	59.6
TELTSCHIK	3	1	18	33.3	6.00	0	0.0	0	0.0	18	0/0	54.9
BYARS	2	0	0	0.0	0.00	0	0.0	0	0.0	0	0/0	39.6
EAGLES	581	309	3927	53.2	6.76	25	4.3	17	2.9	80T	57/442	76.7
OPPONENTS	578	309	4443	53.5	7.69	23	4.0	32	5.5	93T	42/296	68.9

RUSHING	NO.	YDS	AVG	LONG	TD
CUNNINGHAM	93	624	6.7	33T	6
BYARS	152	517	3.4	52	6
TONEY	139	502	3.6	20	4
HADDIX	57	185	3.2	15	0
HOAGE	1	38	38.0	38T	1
TELTSCHIK	2	36	18.0	23	0
TAUTALATASI	14	28	2.0	9	0
ABERCROMBIE	5	14	2.8	5	0
CARTER	1	1	1.0	1	0
EAGLES	464	1945	4.2	52	17
OPPONENTS	466	1652	3.5	65	11

RECEIVING	NO.	YDS	AVG	LONG	TD
KEITH JACKSON	81	869	10.7	41	6
BYARS	72	705	9.8	37T	4
CARTER	39	761	19.5	80T	6
TONEY	34	256	7.5	24	1
QUICK	22	508	23.1	55T	4
R. JOHNSON	19	417	21.9	54	2
GARRITY	17	208	12.2	20	1
HADDIX	12	82	6.8	14	0
GILES	6	57	9.5	17	1
TAUTALATASI	5	48	9.6	21	0
KONECNY	1	18	18.0	18	0
ABERCROMBIE	1	-2	-2.0	-2	0
EAGLES	309	3927	12.7	80T	25
OPPONENTS	309	4443	14.4	93T	23

INT'S	NO.	YDS	AVG	LONG	TD
HOAGE	8	116	14.5	38	0
ALLEN	5	76	15.2	21	0
HOPKINS	5	21	4.2	11	0
JOYNER	4	96	24.0	30	0
FRIZZELL	3	19	6.3	13	0
WATERS	3	19	6.3	14	0
YOUNG	2	5	2.5	5	0
EVERETT	1	0	0.0	0	0
BROWN	1	-5	-5.0	-5	0
BELL	0	24	--	24	0
EAGLES	32	371	11.6	38	0
OPPONENTS	17	98	5.8	29	0

PUNTING	NO.	YDS	AVG	TB	IN	LG	B
TELTSCHIK	98	3958	40.4	8	28	70	3
CUNNINGHAM	3	167	55.7	0	0	58	0
EAGLES	104	4125	39.7	8	28	70	3
OPPONENTS	85	3209	37.8	11	17	56	3

PUNT RETURNS	RET	FC	YDS	AVG	LG	TD
KONECNY	33	25	233	7.1	24	0
EAGLES	33	25	233	7.1	24	0
OPPONENTS	47	27	393	8.4	68	0

**LEADING TACKLERS:** WATERS 154, HOPKINS 146, JOYNER 136, WHITE 133, PITTS 121, BROWN 101, BELL 92, SIMMONS 89, REICHENBACH 84, ALLEN 65

KICKOFF RETURNS	NO.	YDS	AVG	LG	TD
BEALS	34	625	18.4	32	0
KONECNY	17	276	16.2	25	0
ABERCROMBIE	5	87	17.4	31	0
BYARS	2	20	10.0	14	0
JENKINS	1	20	20.0	20	0
BARTLETT	0	0	--	0	0
EAGLES	59	1028	17.4	32	0
OPPONENTS	63	1266	20.1	73	0

SCORING	TD	RU	PA	RT	PAT	FG	S	PTS
ZENDEJAS	0	0	0	0	30-31	19-24	0	87
BYARS	10	6	4	0			0	60
CARTER	7	0	6	1			0	42
CUNNINGHAM	6	6	0	0			0	36
KEL JACKSON	6	0	6	0			0	36
TONEY	5	4	1	0			0	30
QUICK	4	0	4	0			0	24
DORSEY	0	0	0	0	9-9	4-7	0	21
JOHNSON	2	0	2	0			0	12
SIMMONS	1	0	1	1			1	8
GARRITY	1	0	1	0			0	6
GILES	1	0	1	0			0	6
HOAGE	1	1	0	0			0	6
DAWSON	0	0	0	0	3-3	0-1	0	3
JENKINS	0	0	0	0			1	2
EAGLES	44	17	25	2	42-43	23-32	2	379
OPP.	37	11	23	3	35-37	20-29	1	319

FGS	1-19	20-29	30-39	40-49	50+
ZENDEJAS	2/2	6/6	7/9	3/4	1/3
DORSEY	0/0	3/3	1/2	0/2	0/0
DAWSON	0/0	0/1	0/0	0/0	0/0
EAGLES	2/2	9/10	8/11	3/6	1/3
OPPONENTS	0/0	9/12	6/7	4/8	1/2

**DORSEY:** WEEKS 1-3 - (23G,26G) (42N,34G) (23G,35N,47N)  
**DAWSON:** WEEK 4 - (22N)  
**ZENDEJAS:** DALLAS WEEKS 1-4 - (49N) (47G,49N) (0) (0) PHILA. WEEKS 5-16 - (22G,39G,41G) (37G) (39G) (39G) (28G,51N) (23G,50G,40G) (56N,34G,18G) (37G,31N) (28G) (40G,45N,19G) (44N,28N) (37G,44G) (40G,48N)  
**OPPONENTS:** (0) (27N,34G) (21G,27G,45N,32G) (0) (47G,22G) (24G,39N,37G) (26G,34G,30G) (23N) (22G,44N) (52G,21G,29G,41G,57N) (21G) (44N,28N) (37G,44G) (40G,48N)

**SACKS:** WHITE 18.0, SIMMONS 8.0, BROWN 5.0, JOYNER 3.5, HOAGE 2.0, PITTS 1.5, BARTLETT 1.0, GOLIC 1.0, REICHENBACH 1.0, BELL 0.5, WATERS 0.5, EAGLES 42.0, OPPONENTS 57.0

USUAL STARTERS			
WR	MIKE QUICK	LDE	REGGIE WHITE
LT	MATT DARWIN	LDT	MIKE PITTS
LG	DAVID ALEXANDER	RDT	JEROME BROWN
C	DAVE RIMINGTON	RDE	CLYDE SIMMONS
RB	REGGIE SINGLETARY (9)	LLB	SETH JOYNER
	RON BAKER (7)	MLB	MIKE REICHENBACH
RT	RON HELLER	LCB	TODD BELL
TE	KEITH JACKSON	RCB	ROYNELL YOUNG
WR	CRIS CARTER	SS	ERIC ALLEN
QB	RANDALL CUNNINGHAM	FS	ANDRE WATERS
RB	KEITH BYARS		WES HOPKINS
FB	ANTHONY TONEY		

**PRO BOWL SELECTIONS:** QB RANDALL CUNNINGHAM, TE KEITH JACKSON, DE REGGIE WHITE





## 1989

## PHILADELPHIA EAGLES STATISTICS



RECORD: 11-5, 2ND IN NFC EAST

HEAD COACH: BUDDY RYAN

DATE	W/L	SCORE	OPPONENT	ATT.
5-10	W	31-7	SEATTLE	64,287
5-17	W	42-37	AT WASHINGTON	53,493
5-24	L	28-38	SAN FRANCISCO	66,042
0-02	L	13-27	AT CHICAGO	66,625
0-08	W	21-19	NY GIANTS	65,688
0-15	W	17-5	AT PHOENIX	42,620
0-22	W	10-7	LA RAIDERS	64,019
0-29	W	28-24	AT DENVER	75,065
N-05	L	17-20	AT SAN DIEGO	47,019
N-12	L	3-10	WASHINGTON	65,443
N-19	W	10-9	MINNESOTA	65,944
N-23	W	27-0	AT DALLAS	54,444
D-03	W	24-17	AT NY GIANTS	74,809
D-10	W	20-10	DALLAS	59,842
D-18	L	20-30	AT NEW ORLEANS	59,218
D-24	W	31-14	PHOENIX	43,287
NFC WILD CARD				
D-31	L	7-21	LA RAMS	57,869

### TEAM STATISTICS EAGLES OPP.

<b>TOTAL FIRST DOWNS</b> .....	321	281
RUSHING.....	120	81
PASSING.....	171	171
PENALTY.....	30	29
3RD DOWN: MADE/ATT.....	97/246	79/217
3RD DOWN PCT.....	39.4	36.4
4TH DOWN: MADE/ATT.....	6/13	5/15
4TH DOWN PCT.....	46.2	33.3
POSSESSION AVG.....	30:43	29:17
<b>TOTAL NET YARDS</b> .....	5320	4894
AVG. PER GAME.....	332.5	305.9
<b>TOTAL PLAYS</b> .....	1123	1017
AVG. PER PLAY.....	4.7	4.8
<b>NET YARDS RUSHING</b> .....	2208	1605
AVG. PER GAME.....	138.0	100.3
<b>TOTAL RUSHES</b> .....	540	426
<b>NET YARDS PASSING</b> .....	3112	3289
AVG. PER GAME.....	194.5	205.6
SACKED/YARDS LOST.....	45/343	62/424
GROSS YARDS.....	3455	3713
ATT./COMPLETIONS.....	538/294	529/258
COMPLETION PCT.....	54.6	48.8
HAD INTERCEPTED.....	16	30
<b>PUNTS/AVERAGE</b> .....	87/39.0	85/42.0
<b>NET PUNTING AVG.</b> .....	35.3	35.5
<b>PENALTIES/YARDS</b> .....	114/938	118/956
<b>FUMBLES/BALL LOST</b> .....	43/16	44/26
<b>TOUCHDOWNS</b> .....	40	33
RUSHING.....	14	6
PASSING.....	23	26
RETURNS.....	3	1

SCORE BY PERIODS	Q1	Q2	Q3	Q4	OT	PTS
EAGLES	61	91	84	106	0	342
OPPONENTS	74	74	47	79	0	274

**LEADING TACKLERS:** EVANS 140, HOPKINS 140, WATERS 137, SIMMONS 135, BROWN 132, WHITE 123, JOYNER 123, PITTS 110, JENKINS 82.

PASSING	ATT	CMP	YDS	CMP%	YD/AT	TD	TD%	INT	INT%	LONG	SACKS	RATING
CUNNINGHAM	532	290	3400	54.5	6.39	21	3.9	15	2.8	66T	45/343	75.5
CAYANAUGH	5	3	33	60.0	6.60	1	20.0	1	20.0	13T	0/0	79.6
RUZEK	1	1	22	100.0	22.00	1	100.0	0	0.0	22T	0/0	158.3
EAGLES	538	294	3455	54.6	6.42	23	4.3	16	3.0	66T	45/343	76.2
OPPONENTS	529	258	3713	48.8	7.02	26	4.9	30	5.7	80T	62/424	64.7

RUSHING	NO.	YDS	AVG	LONG	TD
CUNNINGHAM	104	621	6.0	51	4
TONEY	172	582	3.4	44	3
BYARS	133	452	3.4	16T	5
HIGGS	49	184	3.8	13	0
SHERMAN	40	177	4.4	37	2
DRUMMOND	32	127	4.0	16	0
REICHENBACH	1	30	30.0	30	0
TELTSCHIK	1	23	23.0	23	0
CARTER	2	16	8.0	11	0
RUNAGER	2	5	2.5	5	0
R.JOHNSON	1	3	3.0	3	0
CAYANAUGH	2	-3	-1.5	0	0
CARSON	1	-9	-9.0	-9	0
EAGLES	540	2208	4.1	51	14
OPPONENTS	426	1605	3.8	58	6

RECEIVING	NO.	YDS	AVG	LONG	TD
BYARS	68	721	10.6	60	0
KEITH JACKSON	63	648	10.3	33	3
CARTER	45	605	13.4	42	11
R.JOHNSON	20	295	14.8	34	1
TONEY	19	124	6.5	15	0
DRUMMOND	17	180	10.6	21	1
GILES	16	225	14.1	66T	2
QUICK	13	228	17.5	40	2
GARRITY	13	209	16.1	31	2
SHERMAN	8	85	10.6	17	0
H.WILLIAMS	4	32	8.0	11	0
HIGGS	3	9	3.0	8	0
EDWARDS	2	74	37.0	66	0
LITTLE	2	8	4.0	7	1
CARSON	1	12	12.0	12	0
EAGLES	294	3455	11.8	66T	23
OPPONENTS	258	3713	14.4	80T	26

INT'S	NO.	YDS	AVG	LONG	TD
ALLEN	8	38	4.8	18	0
EVERETT	4	64	16.0	30T	1
FRIZZELL	4	58	14.5	27	0
JENKINS	4	58	14.5	22	0
EVANS	3	23	7.7	15	0
A.HARRIS	2	18	9.0	11	0
SIMMONS	1	60	60.0	60T	1
GOLIC	1	23	23.0	23	0
WATERS	1	20	20.0	20	0
BELL	1	13	13.0	13	0
JOYNER	1	0	0.0	0	0
EAGLES	30	375	12.5	60T	2
OPPONENTS	16	147	9.2	37	0

PUNTING	NO.	YDS	AVG	TB	IN	LG	B
TELTSCHIK	57	2246	39.4	3	12	58	0
RUNAGER	17	568	33.4	1	5	52	0
TUTEN	7	256	36.6	1	1	45	0
CUNNINGHAM	6	319	53.2	0	3	91	0
EAGLES	87	3389	39.0	5	21	91	0
OPPONENTS	85	3571	42.0	11	19	71	1

**SACKS:** SIMMONS 15.5, WHITE 11.0, BROWN 10.5, PITTS 7.0, JOYNER 5.0, HOPKINS 3.5, GOLIC 3.0, A.HARRIS 2.0, EVANS 2.0, FRIZZELL 1.5, WATERS 1.0, EAGLES 62.0, OPPONENTS 45.0

PUNT RETURNS	RET	FC	YDS	AVG	LG	TD
H.WILLIAMS	30	7	267	8.9	24	0
EDWARDS	7	5	64	9.1	28	0
EAGLES	37	12	331	8.9	28	0
OPPONENTS	37	21	215	5.8	16	0

KICKOFF RETURNS	NO.	YDS	AVG	LG	TD
HIGGS	16	293	18.3	30	0
H.WILLIAMS	14	249	17.8	28	0
SHERMAN	13	222	17.1	45	0
EDWARDS	3	23	7.7	11	0
LITTLE	2	14	7.0	12	0
BYARS	1	27	27.0	27	0
EAGLES	49	828	16.9	45	0
OPPONENTS	60	1307	21.8	93T	1

SCORING	TD	RU	PA	RT	PAT	FG	S	PTS
CARTER	11	0	11	0			0	66
ZENDEJAS	0	0	0	23-23		9-15	0	50
RUZEK	0	0	0	14-14		8-11	0	38
BYARS	5	5	0	0			0	30
CUNNINGHAM	4	4	0	0			0	24
KEITH JACKSON	3	0	3	0			0	18
TONEY	3	3	0	0			0	18

**DELINE** (3-3 PAT, 3-7FG), GARRITY (2 PA), GILES (2 PA), QUICK (2 PA), AND SHERMAN (2 RU) .....12  
**DRUMMOND** (1 PA), EVERETT (1 RT), R.JOHNSON (1 PA), LITTLE (1 PA), SIMMONS (1 RT), AND WATERS (1 RT) .....6

A.HARRIS	0	0	0	0		1	2
EAGLES	40	14	23	3	40-40	20-33	1
OPP.	33	6	26	1	30-33	14-26	2

**RUZEK:** DALLAS WEEKS 1-9 (0 0 0 (196,53N,33G) (46N) (43N,48N) 0 (31N,37G) (35N,20G,43G) ...  
 PHILA. WEEKS 12-16 (36G,38G) (35G) (30N,29G,46G) (21G,19G,20N) (34N,39G)  
**ZENDEJAS:** WEEKS 1-8 (23G,33N) (33N) (35G,35G,44G,20G) (47G,45N,19G) 0 (40N,42G) (41N,34G) (41N)  
**DELINE:** WEEKS 9-11... (48N,43G) (49G) (34G,45N,32N,46N)  
**OPPONENTS:** (0 25G) (32G) (0) (25G,41G,39N,45G,24G) (41G) (28N,42N) (18G) (33N,23G,49G) (34G,35N) (37N,49G) (45N) (47N,38G) (42N,47G) (55N) (39N,45N)

FGS	1-19	20-29	30-39	40-49	50+
ZENDEJAS	1/1	2/2	3/5	3/7	0/0
RUZEK	1/1	2/3	4/6	1/1	0/0
DELINE	0/0	0/0	1/2	2/5	0/0
EAGLES	2/2	4/5	8/13	6/13	0/0
OPPONENTS	1/1	4/5	3/8	6/11	0/1

### USUAL STARTERS

WR	RON JOHNSON (9)	LDE	REGGIE WHITE
	MIKE QUICK (5)	LDT	MIKE PITTS
LT	MATT DARWICH	RT	BERNARD BROWN
LG	MIKE SCHAD	RDE	CLOYDE SIMMONS
C	DAVID ALEXANDER	LLB	SETH JOYNER
RG	RON SOLT	MLB	BYRON EVANS
RT	RON HELLER	RLB	AL HARRIS
TE	KEITH JACKSON	LCB	IZEL JENKINS
WR	CRIS CARTER	RCB	ERIC ALLEN
QB	RANDALL CUNNINGHAM	SS	ANDRE WATERS
RB	KEITH BYARS	FS	WES HOPKINS
FB	ANTHONY TONEY		

**PRO BOWL SELECTIONS:** CB ERIC ALLEN, QB RANDALL CUNNINGHAM, TE KEITH JACKSON, DE REGGIE WHITE





## 1990 PHILADELPHIA EAGLES STATISTICS



**RECORD: 10-6, 2ND IN NFC EAST**  
**HEAD COACH: BUDDY RYAN**

DATE	W/L	SCORE	OPPONENT	ATT.
S-09	L	20-27	AT NY GIANTS	76,202
S-16	L	21-23	PHOENIX	64,396
S-23	W	27-21	AT LA RAMS	63,644
S-30	L	13-24	INDIANAPOLIS	62,067
O-15	W	32-24	MINNESOTA	66,296
O-21	L	7-13	AT WASHINGTON	53,567
O-28	W	21-20	AT DALLAS	62,605
N-04	W	48-20	NEW ENGLAND	65,514
N-12	W	28-14	WASHINGTON	65,857
N-18	W	24-23	AT ATLANTA	53,755
N-25	W	31-13	NY GIANTS	66,706
D-02	L	23-30	AT BUFFALO	79,320
D-09	L	20-23	AT MIAMI	67,034
D-16	W	31-0	GREEN BAY	65,627
D-23	W	17-3	DALLAS	63,895
D-29	W	23-21	AT PHOENIX	31,796
<b>NFC WILD CARD</b>				
J-05	L	6-20	WASHINGTON	65,287

TEAM STATISTICS		EAGLES	OPP.
TOTAL FIRST DOWNS		325	251
RUSHING		132	59
PASSING		170	169
PENALTY		23	23
3RD DOWN: MADE/ATT...		90/123	68/217
3RD DOWN PCT.		41.3	31.3
4TH DOWN: MADE/ATT...		9/12	8/18
4TH DOWN PCT.		75.0	44.4
POSSESSION AVG.		33:19	26:41
TOTAL NET YARDS		5700	4660
AVG. PER GAME		356.3	291.3
TOTAL PLAYS		1069	948
AVG. PER PLAY		5.3	4.9
NET YARDS RUSHING		2556	1169
AVG. PER GAME		159.8	73.1
TOTAL RUSHES		540	337
NET YARDS PASSING		3144	3491
AVG. PER GAME		196.5	218.2
SACKED/YARDS LOST		50/438	45/280
GROSS YARDS		3771	3582
ATT./COMPLETIONS		479/281	566/273
COMPLETION PCT.		58.7	48.2
HAD INTERCEPTED		13	19
PUNTS/AVERAGE		74/40.9	86/40.3
NET PUNTING AVG.		35.5	34.4
PENALTIES/YARDS		120/981	94/706
FUMBLES/BALL LOST		32/15	32/11
TOUCHDOWNS		48	33
RUSHING		10	9
PASSING		34	23
RETURNS		4	1

SCORE BY PERIODS	Q1	Q2	Q3	Q4	PTS
EAGLES	84	104	67	141	0 396
OPPONENTS	71	81	40	104	3 299

PASSING	ATT	CMP	YDS	CMP%	YD/AT	TD	TD%	INT	INT%	LONG	SACKS	RATING
CUNNINGHAM	465	271	3466	58.3	7.45	30	6.5	13	2.8	95T	49/131	91.6
McMAHON	9	6	63	66.7	7.00	0	0.0	0	0.0	21	1/7	86.8
BYARS	4	4	53	100.0	13.25	4	100.0	0	0.0	18T	0/0	158.3
FEAGLES	1	0	0	0.0	0.00	0	0.0	0	0.0	0	0/0	39.6
EAGLES	479	281	3582	58.7	7.48	34	7.1	13	2.7	95T	50/438	94.5
OPPONENTS	566	273	3771	48.2	6.66	23	4.1	19	3.4	78T	45/280	69.6

RUSHING	NO.	YDS	AVG	LONG	TD
CUNNINGHAM	118	942	8.0	52T	5
SHERMAN	164	685	4.2	36	1
TONEY	132	452	3.4	20	1
SANDERS	56	208	3.7	39	1
BYARS	37	141	3.8	23	0
VICK	16	58	3.6	17	1
DRUMMOND	8	33	4.1	9	1
C.WILLIAMS	2	20	10.0	18	0
BARNETT	2	13	6.5	12	0
FEAGLES	2	3	1.5	3	0
McMAHON	3	1	0.3	3	0
EAGLES	540	2556	4.7	52T	10
OPPONENTS	337	1169	3.5	51	9

RECEIVING	NO.	YDS	AVG	LONG	TD
BYARS	81	819	10.1	54	3
KEITH JACKSON	50	670	13.4	37T	6
C.WILLIAMS	37	602	16.3	45T	9
BARNETT	36	721	20.0	95T	8
SHERMAN	23	167	7.3	26	3
SHULER	18	190	10.6	25	0
TONEY	17	133	7.8	32	3
QUICK	9	135	15.0	39	1
DRUMMOND	5	39	7.8	29	0
SANDERS	2	20	10.0	12	0
KEN JACKSON	1	43	43.0	43	0
HARGROVE	1	34	34.0	34T	1
LEBEL	1	9	9.0	9	0
EAGLES	281	3582	12.7	95T	34
OPPONENTS	273	3771	13.8	78T	23

INT'S	NO.	YDS	AVG	LONG	TD
HOPKINS	5	45	9.0	21	0
FRIZZELL	3	91	30.3	37	1
ALLEN	3	37	12.3	35T	1
B.SMITH	3	1	0.3	1	0
EVANS	1	43	43.0	22T	1
WHITE	1	33	33.0	33	0
GOLIC	1	12	12.0	12	0
JOYNER	1	9	9.0	9	0
HOAGE	1	0	0.0	0	0
EAGLES	19	271	14.3	42	3
OPPONENTS	13	88	6.8	38	0

PUNTING	NO.	YDS	AVG	TB	IN	LG	B
FEAGLES	72	3026	42.0	3	20	60	2
EAGLES	74	3026	40.9	3	20	60	2
OPPONENTS	86	3470	40.3	10	22	59	0

PUNT RETURNS	RET	FC	YDS	AVG	LG	TD
R.HARRIS	16	2	151	9.4	30	0
HARGROVE	12	2	83	6.9	30	0
EDWARDS	8	7	60	7.5	13	0
BELLAMY	2	0	22	11.0	22	0
C.WILLIAMS	2	0	-1	-0.5	0	0
EAGLES	40	11	315	7.9	30	0
OPPONENTS	37	19	338	9.1	68T	1

**LEADING TACKLERS:** JOYNER 132, EVANS 112, SIMMONS 109, I.BROWN 108, WATERS 101, B.SMITH 91, WHITE 83, HOPKINS 77, SMALL 76, GOLIC 72.

KICKOFF RETURNS	NO.	YDS	AVG	LG	TD
HARGROVE	19	341	17.9	30	0
SANDERS	15	299	19.9	37	0
KEN JACKSON	6	125	20.8	30	0
BARNETT	4	65	16.3	22	0
EDWARDS	3	36	12.0	14	0
R.HARRIS	1	44	44.0	44	0
VICK	2	22	11.0	13	0
BELLAMY	1	17	17.0	17	0
JENKINS	1	14	14.0	14	0
ALLEN	1	2	2.0	2	0
HAGER	1	0	0.0	0	0
EAGLES	54	965	17.9	44	0
OPPONENTS	74	1408	19.0	40	0

SCORING	TD	RU	PA	RT	PAT	FG	S	PTS
RUZEK	0	0	0	0	45-48	21-29	0	108
C.WILLIAMS	9	0	0	0	0	0	0	54
BARNETT	8	0	0	0	0	0	0	48
KEN JACKSON	6	0	0	0	0	0	0	36
CUNNINGHAM	5	5	0	0	0	0	0	30
SHERMAN	4	1	3	0	0	0	0	24
TONEY	4	1	3	0	0	0	0	24
BYARS	3	0	3	0	0	0	0	18
ALLEN	1	0	0	1	0	0	0	6
DRUMMOND	1	1	0	0	0	0	0	6
EVANS	1	0	0	1	0	0	0	6
FRIZZELL	1	0	0	1	0	0	0	6
HARGROVE	1	0	1	0	0	0	0	6
QUICK	1	0	1	0	0	0	0	6
SANDERS	1	1	0	0	0	0	0	6
SIMMONS	1	0	0	1	0	0	0	6
VICK	1	1	0	0	0	0	0	6
EAGLES	48	10	34	4	45-48	21-29	0	396
OPP.	33	9	23	1	32-33	23-32	0	299

FGS	1-19	20-29	30-39	40-49	50+
RUZEK	2/2	5/7	9/12	4/7	1/1
EAGLES	2/2	5/7	9/12	4/7	1/1
OPPONENTS	0/0	4/4	7/8	10/15	2/5

RUZEK: (37G,29G) ( ) (43G,36N,18G)  
 (22G,49N,44G,31G) (38G,30G,29G,19G)  
 (28N,40N) ( ) (27G,34G) ( ) (46G) (39G) (32G)  
 (39N,53G,33G) (22N,34G,37N) (47N,29G) (44G)  
 OPP: (38G,46G) (25G,50G,42G) (48N) (41G)  
 (33G) (51N,48N,41N,50N,33G,39G) (43G,43G,  
 51N) (39G,49N,44G) ( ) (53G,46G,28G) ( ) (43G,  
 21G,45G,36N) (24G,34G,39G) (47N) (46G) ( )

SACKS: WHITE 14.0, SIMMONS 8.0, JOYNER 7.5,  
 SMALL 3.5, PITTS 3.0, HOPKINS 2.0, GOLIC 2.0,  
 I.BROWN 1.0, CHAPURA 1.0, EVANS 1.0, FRIZZELL  
 1.0, HOAGE 1.0 EAGLES 45.0, OPPONENTS 50.0

### USUAL STARTERS

WR	FRED BARNETT	LDE	REGGIE WHITE
LT	RON HELLER	LDT	MIKE GOLIC
LG	MIKE SCHAD	RDT	JEROME BROWN
C	DAVID ALEXANDER	RDE	CLYDE SIMMONS
RG	RON SOLT	LLB	SETH JOYNER
RT	REGGIE SINGLETARY	MLB	BYRON EVANS
TE	KEITH JACKSON	RLB	JESSIE SMALL
QB	CALVIN WILLIAMS	LCB	BEN SMITH
WR	RANDALL CUNNINGHAM	RCB	ERIC ALLEN
RB	KEITH BYARS	SS	ANDRE WATERS
FB	ANTHONY TONEY	FS	WES HOPKINS

**PRO BOWL:** DT JEROME BROWN, QB RANDALL CUNNINGHAM, TE KEITH JACKSON, DE REGGIE WHITE





# 1991

## PHILADELPHIA EAGLES STATISTICS



**RECORD: 10-6, 3RD IN NFC EAST**  
**HEAD COACH: RICH KOTITE**

DATE	W/L	SCORE	OPPONENT	ATT.
S-01	W	20-3	AT GREEN BAY	58,991
S-08	L	10-26	PHOENIX	63,818
S-15	W	24-0	AT DALLAS	62,656
S-22	W	23-14	PITTSBURGH	65,511
S-30	L	0-23	AT WASHINGTON	55,198
O-06	L	13-14	AT TAMPA BAY	41,219
O-13	L	6-13	NEW ORLEANS	64,224
O-27	L	7-23	SAN FRANCISCO	65,796
N-04	W	30-7	NY GIANTS	65,816
N-10	W	32-30	AT CLEVELAND	72,086
N-17	W	17-10	CINCINNATI	63,189
N-24	W	34-14	AT PHOENIX	37,307
D-02	W	13-6	AT HOUSTON	62,141
D-08	W	19-14	AT NY GIANTS	76,099
D-15	L	13-25	DALLAS	65,854
D-22	W	24-22	WASHINGTON	58,988

TEAM STATISTICS	EAGLES	OPP.
<b>TOTAL FIRST DOWNS</b> .....	249	206
RUSHING.....	86	53
PASSING.....	142	133
PENALTY.....	21	20
3RD DOWN: MADE/ATT.....	73/223	62/208
3RD DOWN PCT.....	32.7	29.8
4TH DOWN: MADE/ATT.....	8/13	2/13
4TH DOWN PCT.....	61.5	15.4
POSSESSION AVG.....	33:25	26:35
<b>TOTAL NET YARDS</b> .....	4,302	3,549
AVG. PER GAME.....	268.9	221.8
TOTAL PLAYS.....	1,004	905
AVG. PER PLAY.....	4.3	3.9
<b>NET YARDS RUSHING</b> .....	1,396	1,136
AVG. PER GAME.....	87.3	71.0
TOTAL RUSHES.....	446	383
<b>NET YARDS PASSING</b> .....	2,906	2,413
AVG. PER GAME.....	181.6	150.8
SACKED/YARDS LOST.....	45/263	55/394
GROSS YARDS.....	3,169	2,807
ATT./COMPLETIONS.....	513/285	467/206
COMPLETION PCT.....	55.6	44.1
HAD INTERCEPTED.....	27	26
<b>PUNTS/AVERAGE</b> .....	88/41.4	86/42.7
<b>NET PUNTING AVG.</b> .....	34.0	37.4
<b>PENALTIES/YARDS</b> .....	111/839	105/881
<b>FUMBLES/BALL LOST</b> .....	34/16	43/22
<b>TOUCHDOWNS</b> .....	29	24
RUSHING.....	8	4
PASSING.....	17	16
RETURNS.....	4	4

SCORE BY PERIODS	Q1	Q2	Q3	Q4	OT	PTS
EAGLES	41	109	53	82	0	285
OPPONENTS	72	71	38	63	0	244

PASSING	ATT	CMP	Yds	CMP%	Yd/Att	TD	TD%	INT	INT%	LONG	SACKS	RATING
McMAHON	311	187	2239	60.1	7.20	12	3.9	11	3.5	75	21/128	80.3
KEMP	114	57	546	50.0	4.79	5	4.4	5	4.4	57	12/61	60.1
GOEBEL	56	30	267	53.6	4.77	0	0.0	6	10.7	26	6/37	27.0
RYAN	26	10	98	38.5	3.77	0	0.0	4	15.4	32	4/21	10.3
CUNNINGHAM	4	1	19	25.0	4.75	0	0.0	0	0.0	19	2/16	46.9
BYARS	2	0	0	0.0	0.00	0	0.0	1	50.0	0	0/0	0.0
<b>EAGLES</b>	<b>513</b>	<b>285</b>	<b>3169</b>	<b>55.6</b>	<b>6.18</b>	<b>17</b>	<b>3.3</b>	<b>27</b>	<b>5.3</b>	<b>75</b>	<b>45/263</b>	<b>63.2</b>
<b>OPPONENTS</b>	<b>467</b>	<b>206</b>	<b>2807</b>	<b>44.1</b>	<b>6.01</b>	<b>16</b>	<b>3.4</b>	<b>26</b>	<b>5.6</b>	<b>75</b>	<b>55/394</b>	<b>52.1</b>

RUSHING	NO.	YDS	AVG	LONG	TD
JOSEPH	135	440	3.3	24	3
BYARS	94	383	4.1	28	1
SHERMAN	106	279	2.6	12	0
KEMP	16	73	4.6	18	0
SANDERS	54	122	2.3	16	1
McMAHON	22	55	2.5	12	1
DRUMMOND	12	27	2.3	7	2
KEN JACKSON	1	18	18.0	18	0
GOEBEL	1	2	2.0	2	0
BARNETT	1	0	0.0	0	0
FEAGLES	3	-1	-0.3	11	0
RYAN	1	-2	-2.0	-2	0
<b>EAGLES</b>	<b>446</b>	<b>1396</b>	<b>3.1</b>	<b>28</b>	<b>8</b>
<b>OPPONENTS</b>	<b>383</b>	<b>1136</b>	<b>3.0</b>	<b>34</b>	<b>4</b>

RECEIVING	NO.	YDS	AVG	LONG	TD
BARNETT	62	948	15.3	75	4
BYARS	62	564	9.1	37	3
KEITH JACKSON	48	569	11.9	73	5
WILLIAMS	33	326	9.9	30	3
GREEN	29	364	12.6	42	0
SHERMAN	14	59	4.2	11	0
JOSEPH	10	64	6.4	13	0
SANDERS	8	62	7.8	14	0
SHULER	6	91	15.2	21	0
M.JOHNSON	6	70	11.7	31	2
KEN JACKSON	4	29	7.3	9	0
HARRIS	2	28	14.0	22	0
McMAHON	1	-5	-5.0	-5	0
<b>EAGLES</b>	<b>285</b>	<b>3169</b>	<b>11.1</b>	<b>75</b>	<b>17</b>
<b>OPPONENTS</b>	<b>206</b>	<b>2807</b>	<b>13.6</b>	<b>75</b>	<b>16</b>

INT'S	NO.	YDS	AVG	LONG	TD
HOPKINS	5	26	5.2	14	0
ALLEN	5	20	4.0	8	0
JOYNER	3	41	13.7	41	0
MIANO	3	30	10.0	18	0
O.SMITH	2	74	37.0	74	1
EVANS	2	46	23.0	31	0
B.SMITH	2	6	3.0	6	0
BOOTY	1	24	24.0	24	0
GOLIC	1	13	13.0	13	0
WATERS	1	0	0.0	0	0
WHITE	1	0	0.0	0	0
<b>EAGLES</b>	<b>26</b>	<b>280</b>	<b>10.8</b>	<b>74</b>	<b>1</b>
<b>OPPONENTS</b>	<b>27</b>	<b>432</b>	<b>16.0</b>	<b>59</b>	<b>2</b>

PUNTING	NO.	YDS	AVG	TB	IN	LG	B
FEAGLES	87	3640	41.8	11	29	77	1
<b>EAGLES</b>	<b>88</b>	<b>3640</b>	<b>41.4</b>	<b>11</b>	<b>29</b>	<b>77</b>	<b>1</b>
<b>OPPONENTS</b>	<b>86</b>	<b>3670</b>	<b>42.7</b>	<b>2</b>	<b>19</b>	<b>65</b>	<b>1</b>

PUNT RETURNS	RET	FC	YDS	AVG	LG	TD
HARRIS	53	9	416	7.8	40	0
<b>EAGLES</b>	<b>53</b>	<b>9</b>	<b>416</b>	<b>7.8</b>	<b>40</b>	<b>0</b>
<b>OPPONENTS</b>	<b>42</b>	<b>11</b>	<b>431</b>	<b>10.3</b>	<b>85</b>	<b>1</b>

KICKOFF RETURNS	NO.	YDS	AVG	LG	TD
HARRIS	28	473	16.9	33	0
SANDERS	10	160	16.0	31	0
GREEN	5	70	14.0	21	0
SHERMAN	4	61	15.3	20	0
<b>EAGLES</b>	<b>47</b>	<b>764</b>	<b>16.3</b>	<b>33</b>	<b>0</b>
<b>OPPONENTS</b>	<b>60</b>	<b>1146</b>	<b>19.1</b>	<b>51</b>	<b>0</b>

SCORING	TD	RU	PA	RT	PAT	FG	S	PTS
RUZEK	0	0	0	0	27-29	28-33	0	111
KEI JACKSON	5	0	5	0	0	0	0	30
BARNETT	4	0	4	0	0	0	0	24
BYARS	4	1	3	0	0	0	0	24
JOSEPH	3	3	0	0	0	0	0	18
WILLIAMS	3	0	3	0	0	0	0	18
DRUMMOND	2	2	0	0	0	0	0	12
M.JOHNSON	2	0	2	0	0	0	0	12
JOYNER	2	0	2	0	0	0	0	12
McMAHON	1	1	0	0	0	0	0	6
SANDERS	1	1	0	0	0	0	0	6
SIMMONS	1	0	0	1	0	0	0	6
O.SMITH	1	0	0	1	0	0	0	6
<b>EAGLES</b>	<b>29</b>	<b>8</b>	<b>17</b>	<b>4</b>	<b>27-29</b>	<b>28-33</b>	<b>0</b>	<b>285</b>
<b>OPP.</b>	<b>24</b>	<b>4</b>	<b>16</b>	<b>4</b>	<b>23-24</b>	<b>25-33</b>	<b>0</b>	<b>244</b>

FGS	1-19	20-29	30-39	40-49	50+
RUZEK	2/2	8/8	9/10	8/10	1/3
<b>EAGLES</b>	<b>2/2</b>	<b>8/8</b>	<b>9/10</b>	<b>8/10</b>	<b>1/3</b>
<b>OPPONENTS</b>	<b>0/0</b>	<b>7/7</b>	<b>8/10</b>	<b>6/11</b>	<b>4/5</b>

RUZEK: (37G,40G) (47G,47N) (42G,55N)  
 (27G,34G,20G) (18G,45G) (48G,41G) (37N)  
 (38G,36G,25G) (21G,37G,24G,19G) (42N,37G) (1)  
 (23G,29G) (46G,21G,51G,36G) (37G,51N,47G) (38G)  
**OPPONENTS:** (21G) (52G,28G,22G,42G) (1) (1)  
 (37G,35G,45N,27G) (32N) (36G,43N,26G)  
 (45G,25G,50G) (1) (50G) (38G) (43N) (42G,47G)  
 (44N,32N) (50G,55N,32G,37G)  
 (21G,47G,47G,38G,49N,35G)

**SACKS:** WHITE 15.0, SIMMONS 13.0, BROWN 9.0,  
 JOYNER 6.5, GOLIC 2.5, HOPKINS 2.0, PITTS 2.0,  
 W.THOMAS 2.0, BOOTY 1.0, JENKINS 1.0, **EAGLES**  
 55.0, **OPPONENTS** 45.0

**LEADING TACKLERS:** WATERS 156, BROWN 150,  
 HOPKINS 138, SIMMONS 115, EVANS 111, JOYNER  
 110, WHITE 100, PITTS 100, GOLIC 72, W.THOMAS 40

### USUAL STARTERS

WR	FRED BARNETT	LDE	REGGIE WHITE
LT	RON HELLER	LDT	MIKE PITTS
LG	DENNIS MCKNIGHT	RT	JEROME BROWN
C	DAVID ALEXANDER	RDE	CLYDE SIMMONS
RG	RON SOLT	LLB	SETH JOYNER
RT	ANTONE DAVIS	MLB	BYRON EVANS
TE	KEITH JACKSON	RLB	JESSIE SMALL (8)
WR	CALVIN WILLIAMS		WILLIAM THOMAS (7)
QB	JIM McMAHON	LCB	BEN SMITH
RB	HEATH SHERMAN (5)	RCB	ERIC ALLEN
	JAMES JOSEPH (3)	SS	ANDRE WATERS
	THOMAS SANDERS (3)	FS	WES HOPKINS
FB	KEITH BYARS		

**PRO BOWL SELECTIONS:** CB ERIC ALLEN, DT JEROME  
 BROWN, LB SETH JOYNER, DE CLYDE SIMMONS, DE  
 REGGIE WHITE





## 1992 PHILADELPHIA EAGLES STATISTICS



**RECORD: 11-5, 2ND IN NFC EAST**  
**HEAD COACH: RICH KOTITE**

DATE	W/L	SCORE	OPPONENT	ATT.
S-06	W	15-13	NEW ORLEANS	65,513
S-13	W	31-14	AT PHOENIX	42,533
S-20	W	30-0	DENVER	65,833
O-05	W	31-7	DALLAS	66,572
O-11	L	17-24	AT KANSAS CITY	76,626
O-18	L	12-16	AT WASHINGTON	56,380
O-25	W	7-3	PHOENIX	64,676
N-01	L	10-20	AT DALLAS	65,012
N-08	W	31-10	L.A. RAIDERS	65,388
N-15	L	24-27	AT GREEN BAY (MI)	52,689
N-22	W	47-34	AT NY GIANTS	68,153
N-29	L	14-20	AT SAN FRANCISCO	64,374
D-06	W	28-17	MINNESOTA	65,280
D-13	W	20-17 OT	AT SEATTLE	47,492
D-20	W	17-13	WASHINGTON	65,841
D-27	W	20-10	NY GIANTS	64,266
<b>NFC WILD CARD</b>				
J-03	W	36-20	AT NEW ORLEANS	68,893
<b>NFC DIVISIONAL PLAYOFF</b>				
J-10	L	10-34	AT DALLAS	63,721

RUSHING	NO.	YDS	AVG	LONG	TD
WALKER	267	1070	4.0	38	8
SHERMAN	112	583	5.2	34	5
CUNNINGHAM	87	549	6.3	30	5
BYARS	41	176	4.3	23	1
McMAHON	6	23	3.8	11	0
SIKAHEMA	2	2	1.0	1	0
BARNETT	1	-15	-15.0	-15	0
EAGLES	516	2388	4.6	38	19
OPPONENTS	386	1481	3.8	51	4

RECEIVING	NO.	YDS	AVG	LONG	TD
BARNETT	67	1083	16.2	71T	6
BYARS	56	503	9.0	46	2
C.WILLIAMS	42	598	14.2	49T	7
WALKER	38	278	7.3	41	2
SHERMAN	18	219	12.2	75T	1
SIKAHEMA	13	142	10.9	22	0
GREEN	8	105	13.1	21	0
BEACH	8	75	9.4	16	2
F.DIXON	3	36	12.0	19	0
M.JOHNSON	2	16	8.0	13	0
EAGLES	255	3054	12.0	75T	20
OPPONENTS	263	3316	12.6	74T	20

INT'S	NO.	YDS	AVG	LONG	TD
JOYNER	4	88	22.0	43T	2
EVANS	4	76	19.0	43	0
ALLEN	4	49	12.3	36	0
BOOTY	3	22	7.3	22	0
HOPKINS	3	6	2.0	4	0
W.THOMAS	2	4	2.0	4	0
MIANO	1	39	39.0	39	0
WATERS	1	23	23.0	23	0
McMILLIAN	1	0	0.0	0	0
O.SMITH	1	0	0.0	0	0
EAGLES	24	307	12.8	49	2
OPPONENTS	13	77	5.9	30	0

PUNTING	NO.	YDS	AVG	TB	IN	LG	B
FEAGLES	82	3459	42.2	7	26	68	0
EAGLES	82	3459	42.2	7	26	68	0
OPPONENTS	85	3531	41.5	3	22	66	1

PUNT RETURNS	RET	FC	YDS	AVG	LG	TD
SIKAHEMA	40	10	503	12.6	87T	1
SYDNER	7	5	52	7.4	17	0
EAGLES	47	15	555	11.8	87T	1
OPPONENTS	36	20	295	8.2	47	0

SCORE BY PERIODS	Q1	Q2	Q3	Q4	OT	PTS
EAGLES	45	109	89	108	3	354
OPPONENTS	47	87	30	81	0	245

KICKOFF RETURNS	NO.	YDS	AVG	LG	TD
SIKAHEMA	26	528	20.3	41	0
SYDNER	17	368	21.6	45	0
WALKER	3	69	23.0	34	0
BOOTY	1	11	11.0	11	0
BROOKS	1	11	11.0	11	0
EAGLES	48	987	20.6	45	0
OPPONENTS	53	1027	19.4	92T	1

SCORING	TD	RU	PA	RT	PAT	FG	S	PTS
RUZER	0	0	0	0	40-44	16-25	0	88
WALKER	10	8	2	0			0	60
C.WILLIAMS	7	0	7	0			0	42
BARNETT	6	0	6	0			0	36
SHERMAN	6	5	1	0			0	36
CUNNINGHAM	5	5	0	0			0	30
BYARS	3	1	2	0			0	18
BEACH	2	0	2	0			0	12
JOYNER	2	0	0	2			0	12
ROSE	1	0	0	1			0	6
SIKAHEMA	1	0	0	1			0	6
WHITE	1	0	0	1			0	6
TEAM	0	0	0	0			1	2
EAGLES	44	19	20	5	40-44	16-25	1	354
Opp.	26	4	20	2	26-26	21-32	0	245

FGS	1-19	20-29	30-39	40-49	50+
RUZER	2/2	3/3	4/6	6/13	1/1
EAGLES	2/2	3/3	4/6	6/13	1/1
OPPONENTS	1/1	8/10	8/11	4/10	0/0

**RUZER:** (18G) (33G) (50G,27G,35G) (40G) (49G,39G,43B) (39G) (46N,42N) (18G) (23G) (34G) (1) (40N) (42G,34B,44G) (45N,47N,23G) (40B,45G,46G)  
**OPPONENTS:** (39G,31G,41N) (48N) (49N,33N) (48N) (20G) (32N,18G,21G,28G) (24N,34G) (42N,38N,35G,44G) (22G) (31G,41G) (35G,44G) (22G,28N,28G) (42N,32G) (39G) (29G,41G) (20G)

**SACKS:** SIMMONS 19.0, WHITE 14.0, HARMON 7.5, JOYNER 7.0, PITTS 4.0, GOLIC 2.0, W.THOMAS 1.5, EAGLES 56.0, OPPONENTS 64.0

**LEADING TACKLERS:** EVANS 175, MIANO 125, JOYNER 121, HOPKINS 102, BOOTY 97, SIMMONS 96, W.THOMAS 94, GOLIC 94, WHITE 81, ALLEN 72.

### USUAL STARTERS

WR	FRED BARNETT	LDE	REGGIE WHITE
LT	RON HELLER	LDT	ANDY HARMON
LG	MIKE SCHAD	RDT	MIKE GOLIC
C	DAVID ALEXANDER	RDE	CLYDE SIMMONS
RG	ERIC FLOYD	LLB	SETH JOYNER
RT	ANTONE DAVIS	MLB	BYRON EVANS
TE	KEITH BYARS (8)	RLB	WILLIAM THOMAS
	PAT BEACH (7)	LCB	IZEL JENKINS (6)
QB	CALVIN WILLIAMS		JOHN BOOTY (6)
WR	RANDAL CUNNINGHAM	RCB	ERIC ALLEN
RB	HERSCHEL WALKER	SS	RICH MIANO
FB	HEATH SHERMAN (7)	FS	WES HOPKINS (10)
	KEITH BYARS (7)		ANDRE WATERS (6)

**PRO BOWL SELECTIONS:** CB ERIC ALLEN, WR FRED BARNETT, DE CLYDE SIMMONS, DE REGGIE WHITE

PASSING	ATT	CMP	YDS	CMP%	YD/AT	TD	TD%	INT	INT%	LONG	SACKS	RATING
CUNNINGHAM	384	233	2775	60.7	7.23	19	4.9	11	2.9	75T	60/437	87.3
McMAHON	43	22	279	51.2	6.49	1	2.3	2	4.7	42T	4/25	60.1
BYARS	1	0	0	0.0	0.00	0	0.0	0	0.0	0	0/0	39.6
WALKER	1	0	0	0.0	0.00	0	0.0	0	0.0	0	0/0	39.6
EAGLES	429	255	3054	59.4	7.12	20	4.7	13	3.0	75T	64/462	84.2
OPPONENTS	517	263	3316	50.9	6.41	20	3.9	24	4.6	74T	56/395	64.8





## PHILADELPHIA EAGLES STATISTICS



DATE	W/L	SCORE	OPPONENT	ATT.
5-05	W	23-17	PHOENIX	59,831
5-12	W	20-17	AT GREEN BAY	59,061
5-19	W	34-31	WASHINGTON	65,435
0-03	W	35-30	AT NY JETS	72,593
0-10	L	6-17	CHICAGO	63,601
0-17	L	10-21	AT NY GIANTS	76,050
0-31	L	10-23	DALLAS	61,912
N-07	L	3-16	AT PHOENIX	66,663
N-14	L	14-19	MIAMI	64,213
N-21	L	3-7	NY GIANTS	62,928
N-28	W	17-14	AT WASHINGTON	66,663
D-06	L	17-23	AT DALLAS	64,521
D-12	L	7-10	BUFFALO	60,769
D-19	W	20-10	AT INDIANAPOLIS	44,952
D-26	W	37-26	NEW ORLEANS	50,085
J-03	W	37-34 OT	AT SAN FRANCISCO	61,653

TEAM STATISTICS	EAGLES	OPP.
TOTAL FIRST DOWNS	303	271
RUSHING	104	91
PASSING	184	155
PENALTY	15	25
3RD DOWN: MADE/ATT	92/224	66/205
3RD DOWN PCT.	41.1	32.2
4TH DOWN: MADE/ATT	7/16	15/20
4TH DOWN PCT.	43.8	75.0
POSSESSION AVG.	31:00	29:00
TOTAL NET YARDS	4922	5019
AVG. PER GAME	307.6	313.7
TOTAL PLAYS	1054	966
AVG. PER PLAY	4.7	5.2
NET YARDS RUSHING	1761	2080
AVG. PER GAME	110.1	130.0
TOTAL RUSHES	456	467
NET YARDS PASSING	3161	2939
AVG. PER GAME	197.6	183.7
SACKED/YARDS LOST	42/302	36/214
GROSS YARDS	3463	3153
ATT./COMPLETIONS	556/328	463/251
COMPLETION PCT.	59.0	54.2
HAD INTERCEPTED	13	20
PUNTS/AVERAGE	83/40.0	75/41.8
NET PUNTING AVG.	35.3	36.2
PENALTIES/YARDS	101/770	85/610
FUMBLES/BALL LOSS	32/21	33/15
TOUCHDOWNS	35	35
RUSHING	7	11
PASSING	23	22
RETURNS	5	

SCORE BY PERIODS	Q1	Q2	Q3	Q4	OT	PTS
EAGLES	36	101	56	97	3	293
OPPONENTS	65	94	55	101	0	315

Passing	Att	Cm	1st	Yds	Cmp%	Yd/Att	TD	TD%	Int	Int%	Long	Sacks	Rating
Brister	309	181	1905	58.6	6.17	14	4.5	5	1.6	58	19/148	84.9	
O'Brien	137	71	708	51.8	5.17	4	2.9	3	2.2	41	15/116	67.4	
Cunningham	110	76	850	69.1	7.73	5	4.5	5	4.5	80T	7/33	88.1	
Walker	0	0	0	-	-	0	-	0	-	-	1/5	-	
Eagles	556	328	3463	59.0	6.23	23	4.1	13	2.3	80T	42/302	81.2	
Opponents	463	251	3153	54.2	6.81	22	4.8	20	4.3	89	36/214	73.5	

RUSHING	NO.	YDS	AVG	LONG	TD
WALKER	174	746	4.3	35	1
SHERMAN	115	406	3.5	19	2
HEBRON	84	297	3.5	33	3
JOSEPH	39	140	3.6	12	0
CUNNINGHAM	18	110	6.1	26	1
BRISTER	20	39	2.0	13	0
O'BRIEN	4	17	4.3	11	0
FEAGLES	2	6	3.0	6	0
EAGLES	456	1761	3.9	35	7
OPPONENTS	467	2080	4.5	87	11

RECEIVING	NO.	YDS	AVG	LONG	TD
WALKER	75	610	8.1	55	3
C.WILLIAMS	60	725	12.1	80	10
BAVARO	43	481	11.2	27	6
BAILEY	41	545	13.3	58	1
JOSEPH	29	291	10.0	48	1
BARNETT	17	170	10.0	21	0
YOUNG	14	186	13.3	49†	2
LOFTON	13	167	12.8	32	0
SHERMAN	12	78	6.5	21	0
HEBRON	11	82	7.5	12	0
M.JOHNSON	10	81	8.1	17	0
SYDNOR	2	42	21.0	31	0
LAWRENCE	1	5	5.0	5	0
EAGLES	328	3463	10.6	80†	23
OPPONENTS	251	3153	12.6	69	22

INT'S	NO.	YDS	AVG	LONG	TD
ALLEN	6	201	33.5	94	4
MIANO	4	26	6.5	16	0
W.THOMAS	2	39	19.5	21	0
McMILLIAN	2	25	12.5	17	0
HAGER	1	19	19.0	19	0
EVANS	1	8	8.0	8	0
JOYNER	1	6	6.0	6	0
HOPKINS	1	0	0.0	0	0
SIMMONS	1	0	0.0	0	0
O.SMITH	1	0	0.0	0	0
EAGLES	20	324	16.2	94	4
OPPONENTS	13	107	8.2	41	0

PUNTING	NO.	YDS	AVG	TB	IN	LG	P
FEAGLES	83	3323	40.0	4	31	60	0
EAGLES	83	3323	40.0	4	31	60	0
OPPONENTS	75	3137	41.8	7	28	59	0

PUNT RETURNS	RET	FC	YDS	AVG	LG	TD
SIKAHEMA	33	20	275	8.3	25	0
O.SMITH	0	0	9	-	9	0
EAGLES	33	20	284	8.6	25	0
OPPONENTS	35	19	311	8.9	83T	1

**LEADING TACKLERS:** JOYNER 113, EVANS 109, W.THOMAS 107, MIANO 104, SIMMONS 98, HOPKINS 94, HARMON 89, HAGER 78, ALLEN 64, WATERS 64.

KICKOFF RETURNS	NO.	YDS	AVG	LG	TD
SIKAHEMA	30	579	19.3	35	0
WALKER	11	184	16.7	30	0
SYDNER	9	158	17.6	36	0
HEBRON	3	35	11.7	18	0
M. JOHNSON	1	7	7.0	7	0
O. SMITH	0	24	-	24	0
EAGLES	54	987	18.3	36	0
OPPONENTS	53	1133	21.4	60	0

SCORING	TD	RU	PA	RT	PAT	FG	PTS
C.WILLIAMS	10	0	10	0		0	60
BAHR	0	0	0	0	18-19	8-13	0 42
RUZEK	0	0	0	0	13-16	8-10	0 31
BAVARD	6	0	6	0			0 36
ALLEN	4	0	0	4			0 24
WALKER	4	1	3	0			0 24
HEBRON	3	3	0	0			0 18
SHERMAN	2	2	0	0			0 14
YOUNG	2	0	2	0			0 12
BAILEY	1	0	1	0			0 6
CUNNINGHAM	1	1	0	0			0 6
EVANS	1	0	0	1			0 6
JOSEPH	1	0	1	0			0 6
FLORES	0	0	0	0			1 2
TEAM	0	0	0	0			1 2
EAGLES	35	7	23	5	31-35	16-23	2 293
OPP.	35	11	22	2	34-35	23-34	1 293

FGs	1-19	20-29	30-39	40-49	50+
BAHR	0/0	4/6	2/2	2/5	0/0
RUZEK	0/0	4/4	3/5	1/1	0/0
EAGLES	0/0	8/10	5/7	3/6	0/0
OPPONENTS	1/1	8/9	8/11	5/10	1/3

**RUZEK:** (32N) (31N,27G,30G) 0 0 0 0 0 0 0 0  
0 0 (21G,25G) (46G) (34G,32G,28G)  
**BAHR:** 0 0 (27G,42G) 0 0 (48G) (33G) (27G,27N)  
(47N) (35G) (22G) (25G,44N) (21N,45N) 0 0 0  
**OPPONENTS:** (24G) (23G) (38G) 0 (37G) 0  
(35G,23G,40G) (23G,20G,29G,47N,40N)  
(46G,45G) (52N,34N,45N) (35N) (23G,19G,47G)  
(42N,29N,51N,34G) (39G) (41G,56G,35G,37G)  
(30G,47N,29G,32N)

**SACKS:** HARMON 11.5, W.THOMAS 6.5, SIMMONS 5.0, MILLARD 4.0, FLORES 3.0, ALLEN 2.0, JOYNER 2.0, HAGER 1.0, PERRY 1.0, **EAGLES 36.0,**  
**OPPONENTS 42.0**

## USUAL STARTERS

WR	VICTOR BAILEY	LDE	MIKE FLORES
LT	BROOKER THOMPSON	LDT	ANDY HARMON
LG	MIKE SCHAD	RDT	WILLIAM PERRY
C	DAVID ALEXANDER	RDE	CLOYD SIMMONS
RG	LESTER HOLMES (6)	LLB	SETH JOYNER
	RON HALLSTROM (6)	MLB	BYRON EVANS
RT	ANTONE DAVIS	RLB	WILLIAM THOMAS
TE	MARK BAYARO	LCB	MARK McMillian
WR	CALVIN WILLIAMS	RC	ERIC ALLEN
QB	BUBBY BRISTER (8)	SS	ANDREW WATERS (8)
	R. CUNNINGHAM (4)		WES HOPKINS (6)
	KEN O'BRIEN (4)	FS	RICH MIANO
RB	HERSCHEL WALKER		
FB	HEATH SHERMAN (5)		
	JAMES JOSEPH (5)		

**PRO BOWL SELECTIONS:** CB ERIC ALLEN, LB SETH JOYNER





## 1994 PHILADELPHIA EAGLES STATISTICS



RECORD: 7-9, 4TH IN NFC EAST  
HEAD COACH: RICH KOTITE

DATE	W/L	SCORE	OPPONENT	ATT.
9-04	L	23-28	AT NY GIANTS	76,130
9-12	W	30-22	CHICAGO	64,890
9-18	W	13-7	GREEN BAY	63,922
9-26	W	40-8	AT SAN FRANCISCO	64,843
10-03	W	21-17	WASHINGTON	63,947
10-16	L	13-24	AT DALLAS	64,703
10-24	W	21-6	HOUSTON	65,233
10-30	W	31-29	AT WASHINGTON	53,530
11-06	W	17-7	ARIZONA	64,952
11-13	L	7-26	CLEVELAND	65,233
11-20	L	6-12	AT ARIZONA	62,779
11-27	L	21-28	AT ATLANTA	60,008
12-04	L	19-31	DALLAS	65,974
12-11	L	3-14	AT PITTSBURGH	55,474
12-18	L	13-16	NY GIANTS	64,540
12-24	L	30-33	AT CINCINNATI	39,923

TEAM STATISTICS	EAGLES	OPP.
TOTAL FIRST DOWNS	293	275
RUSHING	103	94
PASSING	168	151
PENALTY	22	30
3RD DOWN: MADE/ATT	101/243	78/214
3RD DOWN PCT.	41.6	36.4
4TH DOWN: MADE/ATT	6/17	4/9
4TH DOWN PCT.	35.3	44.4
POSSESSION AVG.	30:47	29:13
TOTAL NET YARDS	5125	4710
AVG. PER GAME	320.3	294.4
TOTAL PLAYS	1046	981
AVG. PER PLAY	4.9	4.8
NET YARDS RUSHING	1761	1616
AVG. PER GAME	110.1	101.0
TOTAL RUSHES	432	449
NET YARDS PASSING	3364	3094
AVG. PER GAME	210.3	193.4
SACKED/YARDS LOST	48/372	42/265
GROSS YARDS	3736	3359
ATT./COMPLETIONS	566/316	490/251
COMPLETION PCT.	55.8	51.2
HAD INTERCEPTED	14	21
PUNTS/AVERAGE	92/40.5	90/39.7
NET PUNTING AVG.	35.4	32.8
PENALTIES/YARDS	138/1107	98/844
FUMBLES/BALL LOST	23/12	29/14
TOUCHDOWNS	35	33
RUSHING	14	11
PASSING	18	20
RETURNS	3	2

SCORE BY PERIODS	Q1	Q2	Q3	Q4	OT	PTS
EAGLES	48	106	81	73	0	308
OPPONENTS	65	73	65	105	0	308

PASSING	ATT	CMP	YDS	CMP%	YD/AT	TD	TD%	INT	INT%	LONG	SACKS	RATING
CUNNINGHAM	490	265	3229	54.1	6.59	16	3.3	13	2.7	93	43/333	74.4
BRISTER	76	51	507	67.1	6.67	2	2.6	1	1.3	53	5/39	89.1
EAGLES	566	316	3736	55.8	6.60	18	3.2	14	2.5	93	48/372	76.4
OPPONENTS	490	251	3359	51.2	6.86	20	4.1	21	4.3	85	42/265	69.1

RUSHING	NO.	YDS	AVG	LONG	TD
WALKER	113	528	4.7	91T	5
GARNER	109	399	3.7	28T	3
HEBRON	82	325	4.0	19	2
CUNNINGHAM	65	288	4.4	22	3
JOSEPH	60	203	3.4	34T	1
C.WILLIAMS	2	11	5.5	6	0
BRISTER	1	7	7.0	7	0
EAGLES	432	1761	4.1	91T	14
OPPONENTS	449	1616	3.6	33	11

RECEIVING	NO.	YDS	AVG	LONG	TD
BARNETT	78	1127	14.4	54	5
C.WILLIAMS	58	813	14.0	53	3
WALKER	50	500	10.0	93	2
JOSEPH	43	344	8.0	35T	2
M.JOHNSON	21	204	9.7	22	2
BAILEY	20	311	15.6	61	1
HEBRON	18	137	7.6	29	0
BAVARD	17	215	12.6	27T	3
GARNER	8	74	9.3	28	0
ALEXANDER	2	1	0.5	1	0
SYDNER	1	10	10.0	10	0
EAGLES	316	3736	11.8	93	18
OPPONENTS	251	3359	13.4	85T	20

INT'S	NO.	YDS	AVG	LONG	TD
G.JACKSON	6	86	14.3	55T	1
ZORDICH	4	39	9.8	18T	1
ALLEN	3	61	20.3	33	0
ROMANOWSKI	2	8	4.0	8	0
McMILLIAN	2	2	1.0	5	0
W.THOMAS	1	7	7.0	7	0
EVANS	1	6	6.0	6	0
HAGER	1	0	0.0	0	0
HARMON	1	0	0.0	0	0
EAGLES	21	209	10.0	55T	2
OPPONENTS	14	206	14.7	94T	1

PUNTING	NO.	YDS	AVG	TB	IN	LG	B
BARKER	66	2696	40.8	7	20	67	0
BERGER	25	951	38.0	2	8	57	0
CUNNINGHAM	1	80	80.0	0	1	80	0
EAGLES	92	3727	40.5	9	29	80	0
OPPONENTS	90	3570	39.7	12	27	60	0

PUNT RETURNS	RET	FC	YDS	AVG	LG	TD
SYDNER	40	17	381	9.5	49	0
O'NEAL	1	0	0	0.0	0	0
BAILEY	0	1	0	-	-	0
EAGLES	41	18	381	9.3	49	0
OPPONENTS	47	17	286	6.1	68T	1

LEADING TACKLERS: ZORDICH 130, W.THOMAS 126, G.JACKSON 119, HARMON 100, ROMANOWSKI 96, EVANS 82, ALLEN 68, PERRY 66, FULLER 63, HAGER 60.

KICKOFF RETURNS	NO.	YDS	AVG	LG	TD
WALKER	21	581	27.7	94T	1
HEBRON	21	443	21.1	33	0
SYDNER	20	392	19.6	34	0
O.SMITH	1	14	14.0	14	0
JOSEPH	1	11	11.0	11	0
M.JOHNSON	1	0	0.0	0	0
O'NEAL	1	0	0.0	0	0
ZORDICH	1	0	0.0	0	0
EAGLES	67	1441	21.5	94T	1
OPPONENTS	64	1425	22.3	68	0

SCORING	TD	RU	PA	RT	PAT	FG	S	PTS
MURRAY	0	0	0	0	33-33	21-25	0	96
WALKER	8	5	2	1			0	48
BARNETT	5	0	5	0			0	30
BAVARD	3	0	3	0			0	18
CUNNINGHAM	3	3	0	0			0	18
GARNER	3	3	0	0			0	18
JOSEPH	3	1	2	0			0	18
C.WILLIAMS	3	0	3	0			0	18
HEBRON	2	2	0	0			0	12
M.JOHNSON	2	0	2	0			0	12
BAILEY	1	0	1	0			0	6
G.JACKSON	1	0	1	0			0	6
ZORDICH	1	0	1	0			0	6
FULLER	0	0	0	0			1	2
EAGLES	35	14	18	3	33-33	21-25	0	308
OPP.	35	11	20	2	27-28	25-26	0	308

2-PT. CONVERSIONS: EAGLES 0-2, OPP. 4-5

FGS	1-19	20-29	30-39	40-49	50+
MURRAY	1/1	8/8	10/10	2/6	0/0
EAGLES	1/1	8/8	10/10	2/6	0/0
OPPONENTS	3/3	9/9	5/5	5/5	3/4

MURRAY: (216,396,366) (416,296,336) (266,266) (366) 0 0 0 (49N,42N,30G) (42N,36G) 0 (26G,30G) 0 (22G,19G) (21G) (32G,42G,44N) (36G,23G,35G)  
OPPONENTS: 0 0 0 0 (47G) (37G) (21G,24G) (54G,23G,40G) (52N) (35G,41G,22G,36G) (24G,24G,24G,39G) (50G,40G) (19G) 0 (47G,19G,18G) (28G,36G,22G,54G)

SACKS: FULLER 9.5, HARMON 9.0, W.THOMAS 6.0, GROSSMAN 5.5, FLORES 3.0, ROMANOWSKI 2.5, TOWNSEND 2.0, HAGER 1.0, JETER 1.0, SMITH 1.0, ZORDICH 1.0, EVANS 0.5, EAGLES 42.0, OPPONENTS 48.0

USUAL STARTERS			
LT	FRED BARNETT	IDE	WILLIAM FULLER
WR	BERNARD WILLIAMS	LDT	ANDY HARMON
LG	ANTHONY DAVIS	RT	WILLIAM PERRY
C	DAVID ALEXANDER	RDE	GREG TOWNSEND
RG	LESTER HOLMES	LLB	BYRON ROMANOWSKI
RT	BRODERICK THOMPSON	MLB	BYRON EVANS
TE	MARK BAVARD (11)	RLB	WILLIAM THOMAS
	MAURICE JOHNSON (10)	LCB	MARK McMillian
WR	CALVIN WILLIAMS	RCB	ERIC ALLEN
QB	RANDALL CUNNINGHAM	SS	MICHAEL ZORDICH
RB	HERSHEL WALKER	FS	GREG JACKSON
RB	CHARLIE GARNER (8)		
	JAMES JOSEPH (4)		

PRO BOWL SELECTIONS: CB ERIC ALLEN, DE WILLIAM FULLER





# 1995

## PHILADELPHIA EAGLES STATISTICS



**RECORD: 10-6, 2ND IN NFC EAST**  
**HEAD COACH: RAY RHODES**

DATE	W/L	SCORE	OPPONENT	ATT.
S-03	L	6-21	TAMPA BAY	66,266
S-10	W	31-19	AT ARIZONA	45,004
S-17	L	21-27	SAN DIEGO	63,081
S-24	L	17-48	AT OAKLAND	48,875
O-01	W	15-10	AT NEW ORLEANS	43,938
O-08	W	37-34	OT WASHINGTON	65,498
O-15	W	17-14	AT NY GIANTS	74,252
O-22	W	20-9	ST. LOUIS	62,172
N-06	L	12-34	AT DALLAS	64,876
N-12	W	31-13	DENVER	60,842
N-19	W	28-19	NY GIANTS	63,562
N-26	W	14-7	AT WASHINGTON	50,539
D-03	L	14-26	AT SEATTLE	39,893
D-10	W	20-17	DALLAS	66,198
D-17	W	21-20	ARIZONA	62,076
D-24	L	14-20	AT CHICAGO	52,391

### NFC WILD CARD

D-30 W 58-37 DETROIT 66,492

### NFC DIVISIONAL PLAYOFF

J-07 L 11-30 AT DALLAS 64,371

### TEAM STATISTICS EAGLES OPP.

TOTAL FIRST DOWNS	290	281
RUSHING	126	102
PASSING	145	154
PENALTY	19	25
3RD DOWN: MADE/ATT	89/233	84/220
3RD DOWN PCT.	38.2	38.2
4TH DOWN: MADE/ATT	10/17	12/17
4TH DOWN PCT.	58.8	70.6
POSSESSION AVG.	30:26	29:34
TOTAL NET YARDS	4807	4638
AVG. PER GAME	300.4	289.9
TOTAL PLAYS	1050	1013
AVG. PER PLAY	4.6	4.6
NET YARDS RUSHING	2121	1822
AVG. PER GAME	132.6	113.9
TOTAL RUSHES	508	466
NET YARDS PASSING	2686	2816
AVG. PER GAME	167.9	176.0
SACKED/YARDS LOST	46/245	48/305
GROSS YARDS	2931	3121
ATT./COMPLETIONS	496/284	499/268
COMPLETION PCT.	57.3	53.7
HAD INTERCEPTED	19	19
PUNTS/AVERAGE	86/42.8	74/41.3
NET PUNTING AVG.	86/33.7	74/35.2
PENALTIES/YARDS	112/838	87/727
FUMBLES/BALL LOST	31/17	30/19
TOUCHDOWNS	36	39
RUSHING	19	14
PASSING	11	14
RETURNS	6	8

### SCORE BY PERIODS Q1 Q2 Q3 Q4 OT PTS

EAGLES	83	99	55	78	3	318
OPPONENTS	71	101	59	107	3	338

PASSING	ATT	CMP	YDS	CMP%	YD/AT	TD	INT	INT%	LONG	SACKS	RATING
PEETE	375	215	2326	57.3	6.20	8	2.1	14	3.7	37	67.3
CUNNINGHAM	121	69	605	57.0	5.00	3	2.5	4.1	33	13	61.5
EAGLES	496	284	2931	57.3	5.91	11	2.2	19	3.8	47	65.9
OPPONENTS	499	268	3121	53.7	6.25	14	2.8	19	3.8	64	66.4

RUSHING	NO.	YDS	AVG	LONG	TD
WATERS	337	1273	3.8	57	11
GARNER	108	588	5.4	55	6
PEETE	32	147	4.6	18	1
CUNNINGHAM	21	98	4.7	20	0
TURNER	2	9	4.5	12	0
WITHERSPOON	2	7	3.5	5	0
McCRARY	3	1	0.3	1	1
HUTTON	1	0	0.0	0	0
SAXON	1	0	0.0	0	0
C. WILLIAMS	1	-2	-2.0	-2	0
EAGLES	508	2121	4.2	57	19
OPPONENTS	466	1822	3.9	44	14

RECEIVING	NO.	YDS	AVG	LONG	TD
C. WILLIAMS	63	768	12.2	37	2
WATERS	62	434	7.0	24	1
BARNETT	48	585	12.2	33	5
CARPENTER	29	318	11.0	29	0
West	20	190	9.5	26	1
MARTIN	17	206	12.1	22	0
GARNER	10	61	6.1	29	0
McCRARY	9	60	6.7	11	0
MONK	6	114	19.0	36	0
J. JOHNSON	6	37	6.2	9	0
R. JOHNSON	5	68	13.6	33	2
JONES	5	61	12.2	17	0
TURNER	4	29	7.3	11	0
EAGLES	284	2931	10.3	37	11
OPPONENTS	268	3121	11.6	64	14

INT'S	NO.	YDS	AVG	LONG	TD
THOMAS	7	104	14.9	37	1
McMILLIAN	3	27	9.0	19	0
TAYLOR	2	52	26.0	35	0
ROMANOWSKI	2	5	2.5	7	0
GOUEVIA	1	20	20.0	20	0
JACKSON	1	18	18.0	18	0
ZORDICH	1	10	10.0	10	0
FRAZIER	1	3	3.0	3	0
WILBURN	1	0	0.0	0	0
EAGLES	19	239	12.6	37	1
OPPONENTS	19	240	12.6	65	2

PUNTING	NO.	YDS	AVG	TB	IN	LG	B
HUTTON	85	3682	43.3	13	20	63	1
EAGLES	86	3682	42.8	13	20	63	1
OPPONENTS	74	3055	41.3	8	25	63	0

PUNT RETURNS	RET	FC	YDS	AVG	LG	TD
MARTIN	17	10	214	12.6	38	0
CARPENTER	12	6	79	6.6	22	0
EAGLES	29	16	293	10.1	38	0
OPPONENTS	38	17	527	13.9	88	2

**LEADING TACKLERS:** GOUEVIA 144, ROMANOWSKI 127, HARMON 85, THOMAS 83, ZORDICH 74, JACKSON 70, McMILLIAN 63, MAMULA 55, FULLER 53, TAYLOR 52

KICKOFF RETURNS	NO.	YDS	AVG	LG	TD
GARNER	29	590	20.3	41	0
MARTIN	20	388	19.4	38	0
WITHERSPOON	18	445	25.5	86	1
JONES	2	46	23.0	26	0
McCRARY	1	1	1.0	1	0
SAXON	1	3	3.0	3	0
EAGLES	71	1487	20.9	86	1
OPPONENTS	61	1576	25.8	70	0

SCORING	TD	RU	PA	RT	PAT	FG	S	PTS
ANDERSON	0	0	0	0	32-33	22-30	0	98
WATERS	12	11	1	0				72
GARNER	6	6	0	0				36
BARNETT	5	0	5	0				32
C. WILLIAMS	2	0	2	0				14
R. JOHNSON	2	0	2	0				14
HENDERSON	1	0	0	1				6
JACKSON	1	0	0	1				6
K. JOHNSON	1	0	0	1				6
McCRARY	1	1	0	0				6
PEETE	1	1	0	0				6
THOMAS	1	0	0	1				6
WEST	1	0	1	0				6
WITHERSPOON	1	0	0	1				6
ZORDICH	1	0	0	1				6
EAGLES	36	19	11	6	32-33	22-30	0	318
Opp.	36	14	14	8	32-32	28-37	1	338

**2-PT. CONVERSIONS:** EAGLES 2-3 (BARNETT, C. WILLIAMS), OPPONENTS 2-4

FGS	1-19	20-29	30-39	40-49	50+
ANDERSON	0/0	5/5	9/10	8/12	0/3
EAGLES	0/0	5/5	9/10	8/12	0/3
OPPONENTS	0/0	10/10	11/14	7/11	0/2

**ANDERSON:** (21G,28G) (51N,43G) (43N) (30G, 56N) (20G,43G,36G,37G,42G) (40G,43G,35G) (45N,40G) (20G,36G) (36G,37G) (52N,39G) (41N) (32N) (42G,27G,38G,42G) (48B) ( )  
**OPPONENTS:** ( ) (21G,29G) (35G,21G) (35G,28G) (34G) (36G,47N,46G) (20G,21G) (62N,32N,29G) (42G,37G) (44G,48G) (37N,44G) (42N,50N) (47G,35G,37G,45G) (21G) (37G,35G,37G,35G, 47N) (40N,27G,28G,37N)

**SACKS:** FULLER 13.0, HARMON 11.0, K. JOHNSON 6.0, MAMULA 5.5, STUBBS 5.5, THOMAS 2.0, WOODARD 1.5, HALL 1.0, ROMANOWSKI 1.0, ZORDICH 1.0, GUNN 0.5, EAGLES 48.0, OPP. 46.0

### USUAL STARTERS

WR	FRED BARNETT	LDE	WILLIAM FULLER
LT	BARRETT BROOKS	LDT	ANDY HARMON
LG	GUY MCINTYRE	RDT	RONNIE DIXON (9)
C	RALEIGH MCKENZIE		MARK GUNN (5)
RG	JOE PANOS (9)	RDE	MIKE MAMULA
	HARRY BOATSWAIN (7)	LLB	BILL ROMANOWSKI
RT	ANTONE DAVIS	MLB	KURT GOUEVIA
TE	ED WEST	RLB	WILLIAM THOMAS
WR	CALVIN WILLIAMS	LCB	MARK McMILLIAN
QB	RODNEY PEETE	RCB	BOBBY TAYLOR
PB	RICKY WATERS	SS	MICHAEL ZORDICH
FB	JAMES SAXON (4)	FS	GREG JACKSON
	FRED McCRARY (3)		

**PRO BOWL SELECTIONS:** DE WILLIAM FULLER, LB WILLIAM THOMAS, RB RICKY WATERS





# 1996

## PHILADELPHIA EAGLES STATISTICS



**RECORD: 10-6, 2ND IN NFC EAST**  
**HEAD COACH: RAY RHODES**

DATE	W/L	SCORE	OPPONENT	ATT.
S-01	W	17-14	AT WASHINGTON	53,415
S-09	L	13-39	AT GREEN BAY	60,666
S-15	W	24-17	DETROIT	66,007
S-22	W	33-18	AT ATLANTA	40,107
S-30	L	19-23	DALLAS	67,201
O-13	W	19-10	AT NY GIANTS	72,729
O-20	W	35-28	MIAMI	66,240
O-27	W	20-9	CAROLINA	65,982
N-03	W	31-21	AT DALLAS	64,952
N-10	L	17-24	BUFFALO	66,613
N-17	L	21-26	WASHINGTON	66,834
N-24	L	30-36	AT ARIZONA	36,175
D-01	W	24-0	NY GIANTS	51,468
D-05	L	10-37	AT INDIANAPOLIS	52,689
D-14	W	23-20	AT NY JETS	29,178
D-22	W	29-19	ARIZONA	63,658
<b>NFC WILD CARD</b>				
D-29	L	0-14	AT SAN FRANCISCO	56,460

TEAM STATISTICS	EAGLES	OPP.
TOTAL FIRST DOWNS	319	264
RUSHING	107	87
PASSING	196	150
PENALTY	16	27
3RD DOWN: MADE/ATT	83/219	84/215
3RD DOWN PCT.	37.9	39.1
4TH DOWN: MADE/ATT	6/15	5/14
4TH DOWN PCT.	40.0	35.7
POSSESSION AVG.	32:12	27:48
TOTAL NET YARDS	5627	4562
AVG. PER GAME	351.7	285.1
TOTAL PLAYS	1076	961
AVG. PER PLAY	5.2	4.7
NET YARDS RUSHING	1882	1583
AVG. PER GAME	117.6	98.9
TOTAL RUSHES	489	421
NET YARDS PASSING	3745	2979
AVG. PER GAME	234.1	186.2
SACKED/YARDS LOST	39/234	40/264
GROSS YARDS	3979	3243
ATT./COMPLETIONS	548/328	500/271
COMPLETION PCT.	59.9	54.2
HAD INTERCEPTED	18	19
PUNTS/AVERAGE	74/42.0	74/44.4
NET PUNTING AVG.	74/35.1	74/37.5
PENALTIES/YARDS	117/963	99/710
FUMBLES/BALL LOST	24/14	26/12
TOUCHDOWNS	41	35
RUSHING	16	12
PASSING	19	18
RETURNS	6	5

SCORE BY PERIODS	Q1	Q2	Q3	Q4	OT	PTS
EAGLES	98	88	64	113	0	363
OPPONENTS	64	119	73	85	0	341

PASSING	ATT	CMP	YDS	CMP%	YD/AT	TD	TD%	INT	INT%	LONG	SACKS	RATING
DETMER	401	238	2911	59.4	7.26	15	3.7	13	3.2	42	27/171	80.8
PEETE	134	80	992	59.7	7.40	3	2.2	5	3.7	62	11/53	74.6
RYPIEN	13	10	76	76.9	5.85	1	7.7	0	0.0	16	0/0	116.2
HOYING	0	0	0	---	---	0	---	0	---	---	1/10	---
EAGLES	548	328	3979	59.9	7.26	19	3.5	18	3.3	62	39/234	80.1
OPPONENTS	500	271	3243	54.2	6.49	18	3.6	19	3.8	67	40/264	70.4

RUSHING	NO.	YDS	AVG	LONG	TD
WATTERS	353	1411	4.0	56T	13
GARNER	66	346	5.2	46	1
DETMER	31	59	1.9	9	1
TURNER	18	39	2.2	7	0
PEETE	20	31	1.6	11	1
FRYAR	1	-4	-4.0	-4	0
EAGLES	489	1882	3.8	56T	16
OPPONENTS	421	1583	3.8	49T	12

RECEIVING	NO.	YDS	AVG	LONG	TD
FRYAR	88	1195	13.6	42	11
JONES	70	859	12.3	38	5
WATTERS	51	444	8.7	36	0
TURNER	43	409	9.5	41	1
SEAY	19	260	13.7	35	0
DUNN	15	332	22.1	58	2
WILLIAMS LG	15	93	6.2	19	1
WILLIAMS TM	2	8	4.0	4	0
GARNER	14	92	6.6	13	0
SOLOMON	8	125	15.6	23	0
WEST	8	91	11.4	29	0
J. JOHNSON	7	127	18.1	31	0
INGRAM	2	33	16.5	20	0
MCINTYRE	1	4	4.0	4	0
EAGLES	328	3979	12.1	62	19
OPPONENTS	271	3243	12.0	67	18

INT'S	NO.	YDS	AVG	LONG	TD
ZORDICH	4	54	13.5	28	0
VINCENT	3	144	48.0	90T	1
W. THOMAS	3	47	15.7	37	0
DAWKINS	3	41	13.7	30	0
TAYLOR	3	-1	-0.3	0	0
WILLIS	1	14	14.0	14	0
J. FULLER	1	4	4.0	4	0
FARMER	1	0	0.0	0	0
EAGLES	19	303	15.9	104T	1
OPPONENTS	18	265	14.7	65T	3

PUNTING	NO.	YDS	AVG	TB	IN	LG	B
HUTTON	73	3107	42.6	9	17	60	1
EAGLES	74	3107	42.0	9	17	60	1
OPPONENTS	74	3287	44.4	9	16	61	0

PUNT RETURNS	RET	FC	YDS	AVG	LG	TD
SEAY	35	14	305	8.7	56	0
SOLOMON	5	3	27	5.4	9	0
VINCENT	0	0	-2	-2.0	-2	0
EAGLES	40	17	330	8.3	56	0
OPPONENTS	36	12	330	9.2	65T	1

KICKOFF RETURNS	NO.	YDS	AVG	LG	TD
WITHERSPOON	53	1271	24.0	97T	2
GARNER	6	117	19.5	28	0
SEAY	4	51	12.8	22	0
BROOKS	1	0	0.0	0	0
EAGLES	64	1439	22.5	97T	2
OPPONENTS	73	1715	23.5	86	0

SCORING	TD	RU	PA	RT	PAT	FG	S	PTS
ANDERSON	0	0	0	0	0	40/40	25/29	0 115
WATTERS	13	13	0	0	0/0	0/0	0	78
FRYAR	11	0	11	0	0/0	0/0	0	66
JONES	5	0	5	0	0/0	0/0	0	30
DUNN	2	0	2	0	0/0	0/0	0	12
WITHERSPOON	2	0	0	2	0/0	0/0	0	12
DETMER	1	1	0	0	0/0	0/0	0	6
GARNER	1	1	0	0	0/0	0/0	0	6
HALL	1	0	0	1	0/0	0/0	0	6
MAMULA	1	0	0	1	0/0	0/0	0	6
PEETE	1	1	0	0	0/0	0/0	0	6
W. THOMAS	1	0	0	1	0/0	0/0	0	6
TURNER	1	0	1	0	0/0	0/0	0	6
VINCENT	1	0	0	1	0/0	0/0	0	6
EAGLES	41	16	19	6	40/40	25/29	1	363
Opp.	35	12	18	5	30/32	31/36	1	341

2-PT. CONVERSIONS: EAGLES 0-1, OPP. 3-3

FGs	1-19	20-29	30-39	40-49	50+
ANDERSON	0/0	10/11	8/9	7/9	0/0
EAGLES	0/0	10/11	8/9	7/9	0/0
OPPONENTS	1/1	8/8	13/15	7/8	2/4

ANDERSON: (26G) (1) (38N,39G) (28G,33G,39G, 25G) (46G,29B) (39G,46G,45G,29G) (1) (46G, 21G) (30G) (23G) (1) (44G,25G,32G) (44G,44N) (31G) (48N) (23G,22G,43G,26G,39G)  
 OPPONENTS: (53N) (29G,44G,38G) (51G) (43G) (46G,30G,21G) (39G) (37G,39G) (51N,47G,39G, 29G) (19G,37G) (38G) (37G,22G,30G,33G) (21G, 31B,36G,27G) (1) (30G,42G,51G) (27G,48N,29G) (41G,41G,38N)

SACKS: FULLER 13.0, MAMULA 8.0, W. THOMAS 5.5, HALL 4.5, JEFFERSON 2.5, DAWKINS 1.0, FARMER 1.0, HARMON 1.0, K. JOHNSON 1.0, TAYLOR 1.0, H. THOMAS 1.0, GRIFFIN 0.5, EAGLES 40.0, OPP. 39.0

LEADING TACKLERS: ZORDICH 96, WILLIS 77, MAMULA 75, DAWKINS 74, W. THOMAS 71, HALL 67, H. THOMAS 64, TAYLOR 62, W. FULLER 54, VINCENT 52

### USUAL STARTERS

WR IRVING FRYAR	LDE WILLIAM FULLER
LT BARRETT BROOKS	LDT KEVIN JOHNSON (5)
LG JOE PANOS	HOLLIS THOMAS (5)
C RALEIGH MCKENZIE	RDT RHETT HALL
RG LESTER HOLMES	RDE MIKE MAMULA
RT RICHARD COOPER	LLB RAY FARMER
TE JASON DUNN	MLB JAMES WILLIS
WR CHRIS T. JONES	RLB WILLIAM THOMAS
QB TY DETMER	LCB TROY VINCENT
RB RICKY WATTERS	RCB BOBBY TAYLOR
FB KEVIN TURNER	SS MICHAEL ZORDICH
	FS BRIAN DAWKINS

PRO BOWL SELECTIONS: WR IRVING FRYAR, DE WILLIAM FULLER, LB WILLIAM THOMAS, RB RICKY WATTERS





# 1997

## PHILADELPHIA EAGLES STATISTICS



**RECORD: 6-9-1, 3RD IN NFC EAST**  
**HEAD COACH: RAY RHODES**

DATE	W/L	SCORE	OPPONENT	ATT.
A-31	L	17-31	AT NY GIANTS	70,296
S-07	W	10-9	GREEN BAY	66,803
S-15	L	20-21	AT DALLAS	63,942
S-28	L	19-28	AT MINNESOTA	55,149
O-05	W	24-10	WASHINGTON	67,008
O-12	L	21-38	AT JACKSONVILLE	69,150
O-19	W	13-10	OT ARIZONA	66,860
O-26	W	13-12	DALLAS	67,106
N-02	L	21-31	AT ARIZONA	39,549
N-10	L	12-24	SAN FRANCISCO	67,133
N-16	T	10-10	OT AT BALTIMORE	63,546
N-23	W	23-20	PITTSBURGH	67,166
N-30	W	44-42	CINCINNATI	66,623
D-07	L	21-31	NY GIANTS	67,084
D-14	L	17-20	AT ATLANTA	42,866
D-21	L	32-35	AT WASHINGTON	75,939

TEAM STATISTICS	EAGLES	OPP.
TOTAL FIRST DOWNS	326	286
RUSHING	105	115
PASSING	203	150
PENALTY	18	21
3RD DOWN: MADE/ATT....90/242	80/217	
3RD DOWN PCT.	37.2	36.9
4TH DOWN: MADE/ATT....14/22	8/14	
4TH DOWN PCT.	63.6	57.1
POSSESSION AVG.	31:09	28:51
TOTAL NET YARDS	5590	4932
AVG. PER GAME	349.4	308.3
TOTAL PLAYS	1116	1009
AVG. PER PLAY	5.0	4.9
NET YARDS RUSHING	1943	2009
AVG. PER GAME	121.4	125.6
TOTAL RUSHES	465	476
NET YARDS PASSING	3647	2923
AVG. PER GAME	227.9	182.7
SACKED/YARDS LOST	64/362	43/278
GROSS YARDS	4009	3201
ATT./COMPLETIONS	587/330	490/259
COMPLETION PCT.	56.2	52.9
HAD INTERCEPTED	16	14
PUNTS/AVERAGE	88/41.6	87/41.4
NET PUNTING AVG.	88/34.6	87/36.0
PENALTIES/YARDS	104/866	86/708
FUMBLES/BALL LOST	35/16	25/12
TOUCHDOWNS	36	43
RUSHING	11	16
PASSING	22	20
RETURNS	3	7

SCORE BY PERIODS	Q1	Q2	Q3	Q4	OT	PTS
EAGLES	75	71	59	109	3	317
OPPONENTS	100	90	68	114	0	372

2-Pt. Conv: EAGLES 1-3 (SOLOMON), OPP. 0-1

PASSING	ATT	CMP	Yds	CMP%	Yd/Att	TD	TD%	INT	INT%	LONG	SACKS	RATING
T. DETMER	244	134	1567	54.9	6.42	7	2.9	6	2.5	57	19/94	73.9
HOVING	225	128	1573	56.9	6.99	11	4.9	6	2.7	721	28/183	83.8
PEETE	118	68	869	57.6	7.36	4	3.4	4	3.4	38	17/85	78.0
EAGLES	587	330	4009	56.2	6.83	22	3.7	16	2.7	721	64/362	78.5
OPPONENTS	490	259	3201	52.9	6.53	20	4.1	14	2.9	62	43/278	75.1

RUSHING	NO.	YDS	AVG	LONG	TD
WATERS	285	1110	3.9	28	7
GARNER	116	547	4.7	26	3
TURNER	18	96	5.3	29	0
HOVING	16	78	4.9	30	0
T. DETMER	14	46	3.3	14	1
PEETE	8	37	4.6	16	0
STALEY	7	29	4.1	12	0
HUTTON	1	0	0.0	0	0
EAGLES	465	1943	4.2	30	11
OPPONENTS	476	2009	4.2	53	16

RECEIVING	NO.	YDS	AVG	LONG	TD
FRYAR	86	1316	15.3	721	6
TURNER	48	443	9.2	36	3
WATERS	48	440	9.2	37	0
TIMPSON	42	484	11.5	26	2
SOLOMON	29	455	15.7	56	3
GARNER	24	225	9.4	27	0
JOHNSON	14	177	12.6	28	1
SEAY	13	187	14.4	38	1
LEWIS	12	94	7.8	17	4
DUNN	7	93	13.3	311	2
C. JONES	5	73	14.6	32	0
STALEY	2	22	11.0	22	0
EAGLES	330	4009	12.1	721	22
OPPONENTS	259	3201	12.4	62	20

INT'S	NO.	YDS	AVG	LONG	TD
DAWKINS	3	76	25.3	64T	1
VINCENT	3	14	4.7	14	0
DIMRY	2	25	12.5	25	0
W. THOMAS	2	11	5.5	11	0
HALL	1	39	39.0	39	0
ZORDICH	1	21	21.0	21	0
STEVENS	1	0	0.0	0	0
WILLIS	1	0	0.0	0	0
EAGLES	14	186	13.3	64T	1
OPPONENTS	16	425	26.6	95T	4

PUNTING	NO.	YDS	AVG	TB	IN	LG	B
HUTTON	87	3660	42.1	5	19	61	1
EAGLES	88	3660	41.6	5	19	61	1
OPPONENTS	87	3603	41.4	12	28	62	0

PUNT RETURNS	RET	FC	YDS	AVG	LG	TD
GRAY LG	19	15	161	8.5	30	0
GRAY TM	2	5	17	8.5	11	0
SEAY	16	8	172	10.8	42	0
SOLOMON	10	7	55	5.5	14	0
WYATT	2	1	-2	-1.0	0	0
VINCENT	1	0	-8	-8.0	-8	0
EAGLES	31	21	234	7.5	42	0
OPPONENTS	48	9	515	10.7	73T	1

SACKS: HALL 8.0, W. THOMAS 5.0, DENT 4.5, MAMULA 4.0, JEFFERSON 3.0, J. JONES 2.5, H. THOMAS 2.5, TAYLOR 2.0, WILLIS 2.0, ZORDICH 2.0, CONNER 1.5, FARMER 1.0, HARRIS 1.0, JASPER 1.0, SMITH 1.0, EAGLES 43.0, OPPONENTS 64.0

KICKOFF RETURNS	NO.	YDS	AVG	LG	TD
STALEY	47	1139	24.2	57	0
GRAY LG	9	193	21.4	33	0
GRAY TM	1	8	8.0	8	0
WITHERSPOON	9	171	19.0	28	0
JOHNSON	3	22	7.3	15	0
TURNER	3	48	16.0	22	0
DUNN	2	32	16.0	16	0
WYATT	2	50	25.0	30	0
CLARK	1	39	39.0	39T	1
LEWIS	1	11	11.0	11	0
EAGLES	69	1520	22.0	57	1
OPPONENTS	66	1548	23.5	84	0

SCORING	TD	RU	PA	RT	PAT	FG	S	PTS
BONOLI	0	0	0	0	33/33	22/31	0	99
WATERS	7	7	0	0	0	0	0	42
FRYAR	6	0	6	0	0	0	0	36
LEWIS	4	0	4	0	0	0	0	24
SOLOMON	3	0	3	0	0	0	0	20
GARNER	3	3	0	0	0	0	0	18
TURNER	3	0	3	0	0	0	0	18
DUNN	2	0	2	0	0	0	0	12
TIMPSON	2	0	2	0	0	0	0	12
CLARK	1	0	0	1	0	0	0	6
DAWKINS	1	0	0	1	0	0	0	6
T. DETMER	1	1	0	0	0	0	0	6
JOHNSON	1	0	1	0	0	0	0	6
SEAY	1	0	1	0	0	0	0	6
W. THOMAS	1	0	0	1	0	0	0	6
EAGLES	36	11	22	3	33/33	22/31	0	317
OPP.	43	16	20	7	42/42	24/33	0	372

FGS	1-19	20-29	30-39	40-49	50+
BONOLI	0/0	7/7	11/12	4/11	0/1
EAGLES	0/0	7/7	11/12	4/11	0/1
OPPONENTS	2/2	10/11	6/6	6/11	0/3

BONOLI: (48G) (48N,32G) (49G,45N,44G) (47G, 26G) (34G) (43N) (40N,38G,24G) (52N,47N,29G, 37G) (37N) (28G,34G) (33G,40N) (23G,35G,25G) (33G,25G,31G) (48N) (39G) (33G)

OPPONENTS: (44N,39G) (22G,18G,27G,28N) (46G,48G,25G,23G,22G) ( ) (37G) (38G) (40N, 23G) (26G,24G,35G,43G) (51N,45G,48N) (31G, 43N) (23G,53G) (46G,40G) ( ) (50N,19G) (42N, 21G,33G) ( )

LEADING TACKLERS: H. THOMAS 82, WILLIS 82, W. THOMAS 81, ZORDICH 80, HALL 78, DAWKINS 75, MAMULA 71, VINCENT 65, DIMRY 57, JEFFERSON 55

### USUAL STARTERS

WR	IRVING FRYAR	LDE	GREG JEFFERSON
LT	GERMANE MAYBERRY	LDT	HOLLIS THOMAS
LG	JOE PANOS	RD	RHETT HALL
C	STEVE EVERITT	RDE	MIKE MAMULA
RG	JAN BECKLES (8)	LLB	DARRIN SMITH (7)
	JERRY CRAFTS (6)		JAMES DARLING (6)
RT	BARRETT BROOKS	MLB	JAMES WILLIS
TE	JIMMIE JOHNSON	RLB	WILLIAM THOMAS
WR	MICHAEL TIMPSON	LCB	TROY VINCENT
QB	TY DETMER (7)	RCB	CHARLES DIMRY (9)
	BOBBY HOVING (6)		BOBBY TAYLOR (5)
RB	RICKY WATERS	SS	MICHAEL ZORDICH
FB	KEVIN TURNER	FS	BRIAN DAWKINS

PRO BOWL SELECTIONS: WR IRVING FRYAR





# 1998

## PHILADELPHIA EAGLES STATISTICS



**RECORD: 3-13, 5TH IN NFC EAST**  
**HEAD COACH: RAY RHODES**

DATE	W/L	SCORE	OPPONENT	ATT.
S-06	L	0-38	SEATTLE	66,418
S-13	L	12-17	AT ATLANTA	65,456
S-20	L	3-17	AT ARIZONA	36,717
S-27	L	21-24	KANSAS CITY	66,675
O-04	L	16-41	AT DENVER	73,218
O-11	W	17-12	WASHINGTON	66,183
O-18	L	10-13	AT SAN DIEGO	56,967
N-02	L	0-34	DALLAS	67,002
N-08	W	10-9	DETROIT	66,785
N-15	L	3-28	AT WASHINGTON	67,704
N-22	L	0-20	AT NY GIANTS	65,763
N-29	L	16-24	AT GREEN BAY	59,862
D-03	W	17-14	ST. LOUIS	66,155
D-13	L	17-20	OT ARIZONA	62,176
D-20	L	9-13	AT DALLAS	62,722
D-27	L	10-20	NY GIANTS	66,596

### TEAM STATISTICS EAGLES OPP.

TOTAL FIRST DOWNS	259	286
RUSHING	86	125
PASSING	141	133
PENALTY	32	28
3RD DOWN: MADE/ATT	80/240	85/230
3RD DOWN PCT.	33.3	37.0
4TH DOWN: MADE/ATT	7/23	7/12
4TH DOWN PCT.	30.4	58.3
POSSESSION AVG.	29:24	30:36
TOTAL NET YARDS	4188	5136
AVG. PER GAME	261.8	321.0
TOTAL PLAYS	1017	1019
AVG. PER PLAY	4.1	5.0
NET YARDS RUSHING	1775	2416
AVG. PER GAME	110.9	151.0
TOTAL RUSHES	427	528
NET YARDS PASSING	2413	2720
AVG. PER GAME	150.8	170.0
SACKED/YARDS LOST	56/317	42/281
GROSS YARDS	2730	3001
ATT./COMPLETIONS	534/282	449/249
COMPLETION PCT.	52.8	55.5
HAD INTERCEPTED	18	9
PUNTS/AVERAGE	104/41.7	85/42.5
NET PUNTING AVG.	104/34.9	85/37.3
PENALTIES/YARDS	102/852	113/904
FUMBLES/BALL LOST	20/8	20/8
TOUCHDOWNS	17	39
RUSHING	10	18
PASSING	7	18
RETURNS	0	3

SCORE BY PERIODS	Q1	Q2	Q3	Q4	OT	PTS
EAGLES	33	47	24	57	0	161
OPPONENTS	85	53	94	109	3	344

PASSING	ATT	CMP	YDS	CMP%	YD/AT	TD	TD%	INT	INT%	LONG	SACKS	RATING
HOYING	224	114	961	50.9	4.29	0	0.0	9	4.0	38	35/185	45.6
DETNER	181	97	1011	53.6	5.59	5	2.8	5	2.8	61	5/29	67.7
PEETE	129	71	758	55.0	5.88	2	1.6	4	3.1	25	16/103	64.7
EAGLES	534	282	2730	52.8	5.11	7	1.3	18	3.4	61	56/317	57.7
OPPONENTS	449	249	3001	55.5	6.68	18	4.0	9	2.0	59	42/281	81.2

RUSHING	NO.	YDS	AVG	LONG	TD
STALEY	258	1065	4.1	64	5
GARNER	96	381	4.0	40	4
TURNER	20	94	4.7	19	0
HOYING	22	84	3.8	11	0
WALKER	12	55	4.6	20	0
FRYAR	3	46	15.3	32	0
PEETE	5	30	6.0	19	1
DETNER	7	20	2.9	8	0
JELLS	2	9	4.5	13	0
HANKTON	1	-4	-4.0	-4	0
DUNN	1	-5	-5.0	-5	0
EAGLES	427	1775	4.2	64	10
OPPONENTS	528	2416	4.6	64	18

RECEIVING	NO.	YDS	AVG	LONG	TD
STALEY	57	432	7.6	33	1
FRYAR	48	556	11.6	61	2
GRAHAM	47	600	12.8	45	2
TURNER	34	232	6.8	18	0
SOLOMON	21	193	9.2	20	1
GARNER	19	110	5.8	21	0
COPELAND TM	18	221	12.3	20	0
DUNN	18	132	7.3	21	0
FONTENOT	8	90	11.3	19	0
SINCENO	3	42	14.0	22	1
JELLS	2	53	26.5	37	0
WALKER	2	35	17.5	33	0
J. JOHNSON	2	14	7.0	9	0
JORDAN	2	9	4.5	8	0
MILLER	1	11	11.0	11	0
EAGLES	282	2730	9.7	61	7
OPPONENTS	249	3001	12.1	59	18

INT'S	NO.	YDS	AVG	LONG	TD
DAWKINS	2	39	19.5	30	0
VINCENT	2	29	14.5	29	0
ZORDICH	2	18	9.0	14	0
CALDWELL	1	33	33.0	33	0
W. THOMAS	1	21	21.0	21	0
MC TYER	1	18	18.0	18	0
EAGLES	9	158	17.6	33	0
OPPONENTS	18	319	17.7	70	2

PUNTING	NO.	YDS	AVG	TB	IN	LG	B
HUTTON	104	4339	41.7	10	21	61	0
EAGLES	104	4339	41.7	10	21	61	0
OPPONENTS	85	3616	42.5	8	29	71	1

PUNT RETURNS	RET	FC	YDS	AVG	LG	TD
ROSSUM	22	7	187	8.5	25	0
SOLOMON	11	12	100	9.1	40	0
A. HARRIS	1	0	-2	-2.0	-2	0
EAGLES	34	19	285	8.4	40	0
OPPONENTS	61	9	511	8.4	69	1

KICKOFF RETURNS	NO.	YDS	AVG	LG	TD
ROSSUM	44	1080	24.5	54	0
WALKER	8	150	18.8	28	0
COPELAND TM	3	52	17.3	23	0
BROOKS	1	7	7.0	7	0
HANKTON	1	18	18.0	18	0
HAYDEN	1	22	22.0	22	0
STALEY	1	19	19.0	19	0
TURNER	1	15	15.0	15	0
EAGLES	60	1363	22.7	54	0
OPPONENTS	40	764	19.1	61	0

SCORING	TD	RU	PA	RT	PAT	FG	S	PTS
BONIOL	0	0	0	0	15-17	14-21	0	57
STALEY	6	5	1	0	0	0	36	0
GARNER	4	4	0	0	0	0	24	0
FRYAR	2	0	2	0	0	0	12	0
GRAHAM	2	0	2	0	0	0	12	0
PEETE	1	1	0	0	0	0	6	0
SINCENO	1	0	1	0	0	0	6	0
SOLOMON	1	0	1	0	0	0	6	0
EAGLES	17	10	7	0	15-17	14-21	1	161
OPP.	39	18	18	3	36-37	24-32	0	344

2-PT. CONVERSIONS: EAGLES 0-0, OPP. 1-2

FGS	1-19	20-29	30-39	40-49	50+
BONIOL	3/3	3/3	4/5	3/9	1/1
EAGLES	3/3	3/3	4/5	3/9	1/1
OPPONENTS	0/0	7/7	6/8	11/13	0/4

BONIOL: ( ) (45N,24G,42G) (29G) ( ) ( ) (44G,48N) (42N,35G) ( ) (39G) (19G) (44N) (34G) (50G,46B) (19G,33N) (21G,48N,41G,39G) (19G)  
 OPPONENTS: (42G) (23G) (52N,47G) (40N,21G) ( ) (47N, 46G,34G) (23G,26G) (33G,25G) (41G,48G, 35G,58N) (32N) (40G,49G) (33G) (46G,20G,52N) (28G,34N,32G) (51N,42G,41G) (43G,33G)

SACKS: DOUGLAS 12.5, WALLACE 6.0, H. THOMAS 5.0, JEFFERSON 4.0, B. JOHNSON 2.5, DARLING 2.0, W. THOMAS 2.0, WHITING 1.5, CALDWELL 1.0, DAWKINS 1.0, J. HARRIS 1.0, MARTIN LG 1.0, MARTIN TM 1.0, ROSSUM 1.0, VINCENT 1.0, MC TYER 0.5, EAGLES 42.0, OPPONENTS 56.0

LEADING TACKLERS: ZORDICH 123, WILLIS 105, W. THOMAS 95, DAWKINS 92, VINCENT 59, DOUGLAS 55, H. THOMAS 54, A. HARRIS 53, CALDWELL 52, B. JOHNSON 52

### USUAL STARTERS

WR IRVING FRYAR	LDE GREG JEFFERSON
LT TRA THOMAS	LDT HOLLIS THOMAS
LG JERMAINE MAYBERRY	RDT BILL JOHNSON
C STEVE EVERITT	RDE HUGH DOUGLAS
RG IAN BECKLES	LLB JAMES DARLING (8)
RT RICHARD COOPER	MIKE CALDWELL (8)
TE JASON DUNN	MLB JAMES WILLIS
WR JEFF GRAHAM	RLB WILLIAM THOMAS
QB BOBBY HOYING (7)	LCB TROY VINCENT
KOY DETMER (5)	RCB BOBBY TAYLOR
RB DUCE STALEY	SS MICHAEL ZORDICH
FB KEVIN TURNER	FS BRIAN DAWKINS

PRO BOWL SELECTIONS: NONE





# 1999

## PHILADELPHIA EAGLES STATISTICS



**RECORD: 5-11, 5TH IN NFC EAST**  
**HEAD COACH: ANDY REID**

DATE	W/L	SCORE	OPPONENT	ATT.
S-12	L	24-25	ARIZONA	64,113
S-19	L	5-19	TAMPA BAY	64,285
S-26	L	0-26	AT BUFFALO	70,872
O-03	L	15-16	AT NY GIANTS	77,959
O-10	W	13-10	DALLAS	66,669
O-17	W	20-16	AT CHICAGO	66,944
O-24	L	13-16	AT MIAMI	73,975
O-31	L	17-23	OT NY GIANTS	66,481
N-07	L	7-33	AT CAROLINA	62,569
N-14	W	35-28	WASHINGTON	66,591
N-21	L	17-44	INDIANAPOLIS	65,521
N-28	L	17-20	OT AT WASHINGTON	74,741
D-05	L	17-21	AT ARIZONA	64,550
D-12	L	10-20	AT DALLAS	64,086
D-19	W	24-9	NEW ENGLAND	65,475
J-02	W	38-31	ST. LOUIS	60,700

TEAM STATISTICS	EAGLES	OPP.
<b>TOTAL FIRST DOWNS</b>	218	328
RUSHING	76	125
PASSING	123	171
PENALTY	19	32
3RD DOWN: MADE/ATT	74/238	88/233
3RD DOWN PCT.	31.1	37.8
4TH DOWN: MADE/ATT	6/9	9/15
4TH DOWN PCT.	66.7	60.0
<b>POSSESSION AVG.</b>	27:03	32:57
<b>TOTAL NET YARDS</b>	3830	5462
AVG. PER GAME	239.4	341.4
TOTAL PLAYS	947	1124
AVG. PER PLAY	4.0	4.9
<b>NET YARDS RUSHING</b>	1746	2001
AVG. PER GAME	109.1	125.1
TOTAL RUSHES	424	519
<b>NET YARDS PASSING</b>	2084	3461
AVG. PER GAME	130.3	216.3
SACKED/YARDS LOST	49/321	37/272
GROSS YARDS	2405	3733
ATT./COMPLETIONS	474/235	568/322
COMPLETION PCT.	49.6	56.7
HAD INTERCEPTED	18	28
<b>PUNTS/AVERAGE</b>	108/41.9	73/41.2
<b>NET PUNTING AVG.</b>	108/35.1	73/35.9
<b>PENALTIES/YARDS</b>	102/905	89/719
<b>FUMBLES/BALL LOST</b>	33/21	38/18
<b>TOUCHDOWNS</b>	29	36
RUSHING	5	12
PASSING	18	22
RETURNS	6	2

SCORE BY PERIODS	Q1	Q2	Q3	Q4	OT	PTS
EAGLES	71	77	38	86	0	272
OPPONENTS	100	107	70	71	9	357

**LEADING TACKLERS:** TROTTER 202, HAUCK 122, W. THOMAS 116, DAWKINS 103, VINCENT 100, DARLING 98, H. THOMAS 72, JEFFERSON 67, S. MARTIN 60, MAMULA 57

PASSING	ATT	CMP	YDS	CMP%	YD/AT	TD	TD%	INT	INT%	LONG	SACKS	RATING
PEDERSON	227	119	1276	52.4	5.62	7	3.1	9	4.0	84T	20/109	62.9
McNABB	216	106	948	49.1	4.39	8	3.7	7	3.2	63T	28/204	60.1
DETMER	29	10	181	34.5	6.24	3	10.3	2	6.9	50T	0/0	62.6
SMALL 2-0-0, STALEY 0-0-0 1-8 SACKED												
EAGLES	474	235	2405	49.6	5.07	18	3.8	18	3.8	84T	49/321	61.4
OPPONENTS	568	322	3733	56.7	6.57	22	3.9	28	4.9	80T	37/272	69.1

RUSHING	NO.	YDS	AVG	LONG	TD
STALEY	325	1273	3.9	29	4
McNABB	47	313	6.7	27	0
BIENIEMY	12	75	6.3	28	1
PEDERSON	20	33	1.7	19	0
JAM. BOSTIC	5	19	3.8	5	0
WATSON	4	17	4.3	6	0
TURNER	6	15	2.5	5	0
C. MARTIN	3	3	1.0	2	0
DETMER	2	-2	-1.0	-1	0
EAGLES	424	1746	4.1	29	5
OPPONENTS	519	2001	3.9	62T	12

RECEIVING	NO.	YDS	AVG	LONG	TD
SMALL	49	655	13.4	84T	4
STALEY	41	294	7.2	19	2
C. JOHNSON	34	414	12.2	36	1
BROUGHTON	26	295	11.3	33	4
BROWN	18	188	10.4	27	1
WEAVER	11	91	8.3	14	0
C. MARTIN	11	22	2.0	9	0
JELLS	10	180	18.0	57T	2
TURNER	9	46	5.1	14	0
LEWIS LG	8	88	11.0	21	3
LEWIS TM	7	76	10.9	21	3
D. DOUGLAS	8	79	9.9	29T	1
JAM. BOSTIC	5	8	1.6	7	0
BIENIEMY	2	28	14.0	27	0
FINNERAN	2	21	10.5	11	0
T. SMITH	1	14	14.0	14	0
McNABB	1	-6	-6.0	-6	0
EAGLES	235	2405	10.2	84T	18
OPPONENTS	322	3733	11.6	80T	22

INT'S	NO.	YDS	AVG	LONG	TD
VINCENT	7	91	13.0	35	0
A. HARRIS	4	151	37.8	84	1
DAWKINS	4	127	31.8	67T	1
TAYLOR	4	59	14.8	28	1
TROTTER	2	30	15.0	30	0
MAMULA	1	41	41.0	41T	1
DARLING	1	33	33.0	33	0
COOK	1	29	29.0	29	0
MOORE	1	28	28.0	28	0
WHITING	1	22	22.0	22T	1
CALDWELL	1	12	12.0	12	0
HAUCK	1	2	2.0	2	0
EAGLES	28	625	22.3	84	5
OPPONENTS	18	266	14.8	78T	2

PUNTING	NO.	YDS	AVG	TB	IN	LG	B
LANDETA	107	4524	42.3	12	21	60	1
EAGLES	108	4524	41.9	12	21	60	1
OPPONENTS	73	3011	41.2	7	26	63	0

PUNT RETURNS	RET	FC	YDS	AVG	LG	TD
ROSSUM	28	17	250	8.9	39	0
C. JOHNSON	1	0	0	0.0	0	0
BROWN	0	1	0	---	---	0
EAGLES	29	18	250	8.6	39	0
OPPONENTS	59	16	490	8.3	32	0

KICKOFF RETURNS	NO.	YDS	AVG	LG	TD
ROSSUM	54	1347	24.9	89T	1
BIENIEMY	10	210	21.0	30	0
WHITING	3	49	16.3	21	0
BROUGHTON	1	5	5.0	5	0
E. SMITH	1	1	1.0	1	0
EAGLES	69	1612	23.4	89T	1
OPPONENTS	57	1305	22.9	48	0

SCORING	TD	RU	PA	RT	PAT	FG	S	PTS
N. JOHNSON	0	0	0	0	25/25	18/25	0	79
STALEY	6	4	2	0			0	36
BROUGHTON	4	0	4	0			0	24
SMALL	4	0	4	0			0	24
LEWIS	3	0	3	0			0	18
JELLS	2	0	2	0			0	12
AKERS	0	0	0	0	2/2	3/6	0	11
C. JOHNSON	1	0	1	0			1	8
BIENIEMY (1 RU), BROWN (1 PA), DAWKINS (1 RT), D. DOUGLAS (1 PA), A. HARRIS (1 RT), MAMULA (1 RT), ROSSUM (1 RT), TAYLOR (1 RT), AND WHITING (1 RT)								.... 6
McNABB (1 2-PT. CV.), WEAVER (1 2-PT. CV.)								.... 2
EAGLES	29	5	18	6	27/27	21/31	2	272
Opp.	36	12	22	2	33/33	36/45	0	357

**2-PT. CONVERSIONS:** EAGLES 2-2 (McNABB, WEAVER), OPPONENTS 0-2

FGS	1-19	20-29	30-39	40-49	50+
N. JOHNSON	0/0	8/9	5/8	5/6	0/2
AKERS	0/0	0/0	0/0	2/3	1/3
EAGLES	0/0	8/9	5/8	7/9	1/5
OPPONENTS	1/1	12/13	12/15	9/11	2/5

**N. JOHNSON:** (25G) (39G, 26N, 50N) (50N) (26G, 3G) (48G, 31G) (28G, 27G) (44G, 42N) (28G, 33B) (1) (49G, 29G, 32N, 20G, 30G) (1) (34G) (29G) (44G) (43G) (39N)  
**AKERS:** (1) (1) (1) (1) (1) (53G) (59N) (1) (1) (48G) (47N) (1) (1) (51N) (46G)  
**OPPONENTS:** (31G, 25G, 32G, 31G) (51G, 24G) (24G, 29G, 19G, 36G, 49N) (35G, 25G, 23G) (42G, 50N) (46G, 40G, 32N, 41G) (37G, 37G, 54G) (28G, 34N) (38G, 28G, 33G, 22G) (50N) (45G, 29G, 34G) (43G, 28N, 27G) (1) (49N, 30G, 34G, 33N) (23G, 43G, 56N, 46G) (47G)

**SACKS:** MAMULA 8.5, JEFFERSON 4.0, REESE 3.0, T. WILLIAMS 3.0, W. THOMAS 2.5, TROTTER 2.5, D. DOUGLAS 2.0, S. MARTIN 2.0, DAWKINS 1.5, CALDWELL 1.0, COOK 1.0, B. JOHNSON 1.0, H. THOMAS 1.0, VINCENT 1.0, WHITING 1.0, TEAM 37.0, OPPONENTS 49.0

### USUAL STARTERS

WR	TORRANCE SMALL	LDE	GREG JEFFERSON
LT	TRA THOMAS	LDT	HOLLIS THOMAS
LG	DOUG BRZEZINSKI	ROT	STEVE MARTIN
C	STEVE EVERITT	RDE	MIKE MAMULA
RG	JEFF DILLERBACH	LIB	JAMES DARLING
RT	LONNIE PALETT	MLB	EREMIAH TROTTER
TE	JED WEAVER	RLB	WILLIAM THOMAS
WR	CHARLES JOHNSON	LCB	TROY VINCENT
QB	DOUG PEDERSON (9)	RCB	BOBBY TAYLOR
	DONOVAN MCNABB (6)	SS	TIM HAUCK
RB	DUCE STALEY	FS	BRIAN DAWKINS
FB	KEVIN TURNER (7)		CECIL MARTIN (5)

**PRO BOWL SELECTIONS:** FS BRIAN DAWKINS, CB TROY VINCENT





## 2000

## PHILADELPHIA EAGLES STATISTICS



**RECORD: 11-5, 2ND IN NFC EAST**  
**HEAD COACH: ANDY REID**

DATE	W/L	SCORE	OPPONENT	ATT.
S-03	W	41-14	AT DALLAS	62,872
S-10	L	18-33	NY GIANTS	65,530
S-17	L	3-6	AT GREEN BAY	59,869
S-24	W	21-7	AT NEW ORLEANS	64,900
O-01	W	38-10	ATLANTA	65,424
O-08	L	14-17	WASHINGTON	65,491
O-15	W	33-14	AT ARIZONA	38,293
O-22	W	13-9	CHICAGO	65,553
O-29	L	7-24	AT NY GIANTS	78,087
N-05	W	16-13	AT DALLAS	65,636
N-12	W	26-23	OT AT PITTSBURGH	56,702
N-19	W	34-9	ARIZONA	65,356
N-26	W	23-20	AT WASHINGTON	83,284
O-03	L	13-15	TENNESSEE	65,639
D-10	W	35-24	AT CLEVELAND	72,318
D-24	W	16-7	CINCINNATI	64,902
<b>NFC WILD CARD</b>				
D-31	W	21-3	TAMPA BAY	65,813
<b>NFC DIVISIONAL PLAYOFF</b>				
J-07	L	10-20	AT NY GIANTS	78,765

TEAM STATISTICS	EAGLES	OPP.
<b>TOTAL FIRST DOWNS</b>	295	295
RUSHING	88	105
PASSING	182	159
PENALTY	25	31
3RD DOWN: MADE/ATT	90/224	72/221
3RD DOWN PCT.	40.2	32.6
4TH DOWN: MADE/ATT	7/11	14/24
4TH DOWN PCT.	63.6	58.3
POSSESSION AVG.	29:01	30:59
<b>TOTAL NET YARDS</b>	5006	4820
AVG. PER GAME	312.9	301.3
<b>TOTAL NET YARDS</b>	1017	1055
AVG. PER PLAY	4.9	4.6
<b>NET YARDS RUSHING</b>	1882	1830
AVG. PER GAME	117.6	114.4
<b>TOTAL RUSHES</b>	397	453
<b>NET YARDS PASSING</b>	3124	2990
AVG. PER GAME	195.3	186.9
SACKED/YARDS LOST	45/262	50/291
GROSS YARDS	3386	3281
ATT./COMPLETIONS	575/331	552/314
COMPLETION PCT.	57.6	56.9
HAD INTERCEPTED	15	19
<b>POINTS/AVERAGE</b>	86/42.3	87/40.4
<b>NET PUNTING AVG.</b>	86/36.0	87/35.0
<b>PENALTIES/YARDS</b>	113/980	111/936
<b>FUMBLES/BALL LOST</b>	22/14	27/12
<b>TOUCHDOWNS</b>	38	23
RUSHING	13	10
PASSING	21	11
RETURNS	4	2

SCORE BY PERIODS	Q1	Q2	Q3	Q4	OT	PTS
EAGLES	57	97	120	6	351	
OPPONENTS	34	70	40	101	0	245

PASSING	ATT	CMP	YDS	CMP%	YD/AT	TD	INT%	LONG	SACKS	RATING
McNABB	569	330	3365	58.0	5.91	21	3.7	13	2.3	707
MITCHELL	4	1	21	25.0	5.25	0	0.0	0	0.0	49.0
DETMER	1	0	0	0.0	0.00	0	0.0	1	100.0	0
SMALL	1	0	0	0.0	0.00	0	0.0	1	100.0	0
EAGLES	575	331	3386	57.6	5.89	21	3.7	15	2.6	707
OPPONENTS	552	314	3281	56.9	5.94	11	2.0	19	3.4	707

RUSHING	NO.	YDS	AVG	LONG	TD
McNABB	86	629	7.3	54	6
STALEY	79	344	4.4	60	1
AUTRY	112	334	3.0	15	3
WARREN LG	74	296	4.0	32	2
WARREN TM	15	42	2.8	11	0
PRITCHETT	58	225	3.9	16	1
MITCHELL	25	187	7.5	85	2
MARTIN	13	77	5.9	23	0
C. JOHNSON	5	18	3.6	15	0
AKERS	1	15	15.0	15	0
DETMER	1	8	8.0	8	0
LEE	1	2	2.0	2	0
SMALL	1	1	1.0	1	0
EAGLES	397	1882	4.7	85	13
OPPONENTS	453	1830	4.0	37	10

RECEIVING	NO.	YDS	AVG	LONG	TD
LEWIS	69	735	10.7	52	3
C. JOHNSON	56	642	11.5	59	7
SMALL	40	569	14.2	70	3
WARREN LG	32	303	9.5	76	1
WARREN TM	1	1	1.0	1	0
MARTIN	31	219	7.1	26	0
STALEY	25	201	8.0	26	0
PRITCHETT	25	193	7.7	17	0
AUTRY	24	275	11.5	37	1
MITCHELL	13	89	6.8	21	1
BROUGHTON	12	104	8.7	21	0
PINKSTON	10	181	18.1	45	0
THOMASON	10	46	4.6	11	5
BROWN	9	80	8.9	18	1
McNABB	2	5	2.5	3	0
LEE	1	20	20.0	20	0
D. DOUGLAS	1	9	9.0	9	0
MILLER	1	9	9.0	9	0
VAN DYKE	1	8	8.0	8	0
EAGLES	331	3386	10.2	70	21
OPPONENTS	314	3281	10.4	70	11

INT'S	NO.	YDS	AVG	LONG	TD
VINCENT	5	34	6.8	17	0
D. DAWKINS	4	62	15.5	32	0
TAYLOR	3	64	21.3	38	0
MOORE	2	24	12.0	20	0
EMMONS	2	8	4.0	8	0
TROTTER	1	27	27.0	27	1
CALDWELL	1	26	26.0	26	1
H. DOUGLAS	1	9	9.0	9	0
HARRIS	0	1	---	1	0
EAGLES	19	255	13.4	38	2
OPPONENTS	15	146	9.7	33	0

PUNTING	NO.	YDS	AVG	TB	IN	LG
LANDETA	86	3635	42.3	8	23	60
EAGLES	86	3635	42.3	8	23	60
OPPONENTS	87	3516	40.4	7	30	52
PUNT RETURNS	RET	FC	YDS	AVG	LG	TD
MITCHELL	32	33	335	10.5	72	1
BOSTIC	1	0	0	0.0	0	0
EAGLES	33	33	335	10.2	72	1
OPPONENTS	47	18	375	8.0	70	1

KICKOFF RETURNS	NO.	YDS	AVG	LG	TD
MITCHELL	47	1124	23.9	89	1
D. DOUGLAS	2	50	25.0	41	0
BROUGHTON	1	20	20.0	20	0
DAWKINS	1	2	2.0	2	0
PRITCHETT	1	15	15.0	15	0
THOMASON	1	10	10.0	10	0
WHITING	1	18	18.0	18	0
EAGLES	54	1239	22.9	89	1
OPPONENTS	72	1519	21.1	47	0

SCORING	TD	RU	PA	RT	PAT	FG	S	PTS
AKERS	0	0	0	0	34/36	29/33	0	121
C. JOHNSON	7	0	7	0				42
McNABB	6	6	0	0				36
MITCHELL	5	2	1	2				30
THOMASON	5	0	5	0				30
AUTRY	4	3	1	0				24
SMALL	3	0	3	0				20
LEWIS	3	0	3	0				18
WARREN LG	3	2	1	0				18
BROWN (1 PA), CALDWELL (1 RT), PRITCHETT (1 RU), STALEY (1 RU), TROTTER (1 RT)	....	6						
EAGLES	38	13	21	4	34/36	29/33	0	351
Opp.	23	10	11	2	21/21	28/33	0	245

2-PT. CONVERSIONS: EAGLES 1-2 (SMALL), OPP. 1-					
FGs	1-19	20-29	30-39	40-49	50+
AKERS	1/1	6/6	14/15	7/10	1/1
EAGLES	1/1	6/6	14/15	7/10	1/1
OPPONENTS	0/0	9/9	9/11	8/11	2/2

AKERS: (33G,37G) (33G,29G) (43G) ( ) (39G,38G,19G) ( ) (31G,29G) (51G,29G) (48N) (40N,34G,34G,32G) (26G,45G,38N,42G,42G) (38G,46G) (27G,33G,30G) (23G,40G) ( ) (32G,45G,41N,33G)  
 OPPONENTS: (34G,38G) (32G,36G,44G,23G) (40N,37G,38G) ( ) (48G) (33N,42N,24G) ( ) (25G,33G,40G) (31G) (48G,27G) (38G,52G,40G) (42G) (26G,20G,44N) (26G,42G,22G,44G,50G) (29G) (31N)

**LEADING TACKLERS:** TROTTER 171, EMMONS 116, GARDNER 95, MOORE 94, DAWKINS 94, VINCENT 92, H. THOMAS 81, SIMON 74, CALDWELL 63, H. DOUGLAS 60, WHITING 60

**SACKS:** H. DOUGLAS 15.0, SIMON 9.5, MAMULA 5.5, H. THOMAS 4.0, GRASMANIS 3.5, WHITING 3.5, TROTTER 3.0, DAWKINS 2.0, GARDNER 1.0, VINCENT 1.0, DARLING 0.5, EMMONS 0.5, EAGLES 50.0, OPPONENTS 45.0

USUAL STARTERS			
WR TORRANCE SMALL	LDE BRANDON WHITING	LT COREY SIMON	RT HOLLISS THOMAS
LT TRA THOMAS	RDH HUGH DOUGLAS	TE CHAD LEWIS	TE CARLOS EMMONS
LG JOHN WELBURN	RB DARNELL AUSTRY (7)	QB DONOVAN MCNABB	QB BOBBY TAYLOR
C BUBBA MILLER	FS BRIAN DAWKINS	RB DARNELL AUSTRY (7)	SS DANNY MOORE
RG JERMANE MAYBERRY		TE CHAD LEWIS	TE CARLOS EMMONS
RT JON RUNYAN		WR CHARLES JOHNSON	WR CHARLES JOHNSON
TE CHAD LEWIS		QB DONOVAN MCNABB	QB BOBBY TAYLOR
WR CHARLES JOHNSON		RB DARNELL AUSTRY (7)	SS DANNY MOORE
QB DONOVAN MCNABB		TE CHAD LEWIS	TE CARLOS EMMONS
RB DARNELL AUSTRY (7)		WR CHARLES JOHNSON	WR CHARLES JOHNSON
DUCE STALEY (5)		QB DONOVAN MCNABB	QB BOBBY TAYLOR
FB CECIL MARTIN		TE CHAD LEWIS	TE CARLOS EMMONS

**PRO BOWL SELECTIONS:** DE HUGH DOUGLAS, TE CHAD LEWIS, QB DONOVAN MCNABB, LB JEREMIAH TROTTER, CB TROY VINCENT





# 2001

## PHILADELPHIA EAGLES STATISTICS



**RECORD: 11-5, 1ST IN NFC EAST**  
**HEAD COACH: ANDY REID**

DATE	W/L	SCORE	OPPONENT	ATT.
S-09	L	17-20	ST. LOUIS	66,243
S-23	W	27-3	AT SEATTLE	62,826
S-30	W	40-18	DALLAS	66,621
O-07	L	20-21	ARIZONA	66,360
O-22	W	10-9	AT NY GIANTS	78,821
O-28	L	10-20	OAKLAND	65,342
N-04	W	21-7	AT ARIZONA	33,430
N-11	W	48-17	MINNESOTA	65,638
N-18	W	36-3	AT DALLAS	63,204
N-25	L	3-13	WASHINGTON	65,666
N-29	W	23-10	AT KANSAS CITY	77,087
D-09	W	24-14	SAN DIEGO	65,438
D-16	W	20-6	AT WASHINGTON	84,936
D-22	L	3-13	AT SAN FRANCISCO	68,124
D-30	W	24-21	NY GIANTS	65,885
J-06	W	17-13	AT TAMPA BAY	65,541
<b>NFC WILD CARD</b>				
J-12	W	31-9	TAMPA BAY	65,847
<b>NFC DIVISIONAL PLAYOFF</b>				
J-19	W	33-19	AT CHICAGO	66,944
<b>NFC CHAMPIONSHIP</b>				
J-27	L	24-29	AT ST. LOUIS	66,502

TEAM STATISTICS		EAGLES	OPP.
<b>TOTAL FIRST DOWNS</b>		256	262
RUSHING		90	88
PASSING		146	150
PENALTY		20	24
3RD DOWN: MADE/ATT		68/220	71/232
3RD DOWN PCT.		30.9	30.6
4TH DOWN: MADE/ATT		9/13	7/13
4TH DOWN PCT.		69.2	53.8
<b>POSSESSION AVG.</b>		28:39	31:21
<b>TOTAL NET YARDS</b>		4923	4701
AVG. PER GAME		307.7	293.8
TOTAL PLAYS		974	1017
AVG. PER PLAY		5.1	4.6
<b>NET YARDS RUSHING</b>		1778	1837
AVG. PER GAME		111.1	114.8
TOTAL RUSHES		412	455
<b>NET YARDS PASSING</b>		3145	2864
AVG. PER GAME		196.6	179.0
SACKED/YARDS LOST		40/282	45/283
GROSS YARDS		3427	3147
ATT./COMPLETIONS		522/300	517/288
COMPLETION PCT.		57.5	55.7
HAD INTERCEPTED		14	14
<b>PUNTS/AVERAGE</b>		97/43.5	104/40.6
<b>NET PUNTING/AVG.</b>		97/36.4	104/34.6
PENALTIES/YARDS		100/768	85/741
<b>FUMBLES/BALL LOST</b>		20/10	39/19
<b>TOUCHDOWNS</b>		38	20
RUSHING		6	6
PASSING		27	13
RETURNS		5	1

SCORE BY PERIODS		Q1	Q2	Q3	Q4	OT	PTS
EAGLES		58	144	40	101	0	343
OPPONENTS		50	72	30	53	3	208

PASSING	ATT	CMP	YDS	CMP%	Y/O	TD	TD%	INT	INT%	LONG	SACKS	RATING
McNABB	493	285	3233	57.8	6.56	25	5.1	12	2.4	64	39/273	84.3
DETMER	14	5	51	35.7	3.64	0	0.0	1	7.1	16	1/9	17.3
FEELY	14	10	143	71.4	10.21	2	14.3	1	7.1	27	0/0	114.0
F. MITCHELL	1	0	0	0.0	0.00	0	0.0	0	0.0	0	0/0	39.6
EAGLES	522	300	3427	57.5	6.57	27	5.2	14	2.7	64	40/282	83.4
OPPONENTS	517	288	3147	55.7	6.09	13	2.5	14	2.7	76	45/283	71.0

RUSHING	NO.	YDS	AVG	LONG	TD
STALEY	166	604	3.6	44	2
BUCKHALTER	129	586	4.5	48	2
McNABB	82	482	5.9	33	2
THRASH	6	57	9.5	24	0
MARTIN	9	27	3.0	8	0
B. MITCHELL	7	9	1.3	11	0
DETMER	8	6	0.8	14	0
SMART	2	6	3.0	6	0
PINKSTON	1	5	5.0	5	0
F. MITCHELL	2	-4	-2.0	12	0
EAGLES	412	1778	4.3	48	6
OPPONENTS	455	1837	4.0	80	6

RECEIVING	NO.	YDS	AVG	LONG	TD
THRASH	63	833	13.2	64	8
STALEY	63	626	9.9	46	2
PINKSTON	42	586	14.0	62	4
LEWIS	41	422	10.3	33	6
MARTIN	24	124	5.2	17	2
F. MITCHELL	21	283	13.5	29	1
BUCKHALTER	13	130	10.0	26	0
BROWN	7	95	13.6	18	0
B. MITCHELL	6	122	20.3	56	0
D. DOUGLAS	5	77	15.4	27	2
STEWART	5	52	10.4	15	1
THOMASON	5	33	6.6	11	0
SCOTT	2	26	13.0	18	0
READER	2	14	7.0	11	0
BARTRUM	1	4	4.0	4	1
EAGLES	300	3427	11.4	64	27
OPPONENTS	288	3147	10.9	76	13

INT'S	NO.	YDS	AVG	LONG	TD
VINCENT	3	0	0.0	0	0
TROTTER	2	64	32.0	50	1
HARRIS	2	22	11.0	14	0
DAWKINS	2	15	7.5	15	0
MOORE	2	2	1.0	2	0
HAMPTON	1	33	33.0	33	1
COOK	1	11	11.0	11	0
TAYLOR	1	5	5.0	5	0
EAGLES	14	152	10.9	50	2
OPPONENTS	14	99	7.1	25	0

PUNTING	NO.	YDS	AVG	TB	IN	LG	B
LANDETA	97	4221	43.5	10	26	64	0
EAGLES	97	4221	43.5	10	26	64	0
OPPONENTS	104	4225	40.6	6	26	61	0

KICKOFF RETURNS	NO.	YDS	AVG	LG	TD
B. MITCHELL	41	1025	25.0	94	1
THRASH	5	101	20.2	34	0
D. DOUGLAS	2	32	16.0	18	0
BUCKHALTER	1	28	28.0	28	0
LEWIS	0	-10	---	-10	0
REESE	0	-11	---	-11	0
EAGLES	49	1165	23.8	94	1
OPPONENTS	67	1430	21.3	59	0

PUNT RETURNS	RET	FC	YDS	AVG	LG	TD
B. MITCHELL	39	22	467	12.0	54	0
BROWN	5	0	30	6.0	11	0
COOK	0	0	11	---	11	0
EAGLES	44	22	508	11.5	54	0
OPPONENTS	56	16	488	8.7	30	0

SCORING	TD	RU	PA	RT	PAT	FG	S	PTS
AKERS	0	0	0	0	37/38	26/31	0	115
THRASH	8	0	8	0	0	0	0	48
LEWIS	6	0	6	0	0	0	0	36
PINKSTON	4	0	4	0	0	0	0	24
STALEY	4	2	2	0	0	0	0	24
BUCKHALTER	2	2	0	0	0	0	0	12
D. DOUGLAS	2	0	2	0	0	0	0	12
MARTIN	2	0	2	0	0	0	0	12
McNABB	2	0	2	0	0	0	0	12
BARTRUM	1	0	1	0	0	0	0	6
DAWKINS	1	0	1	0	0	0	0	6
HAMPTON	1	0	1	0	0	0	0	6
B. MITCHELL	1	0	1	0	0	0	0	6
F. MITCHELL	1	0	1	0	0	0	0	6
MOORE	1	0	1	0	0	0	0	6
STEWART	1	0	1	0	0	0	0	6
TROTTER	1	0	1	0	0	0	0	6
EAGLES	38	6	27	5	37/38	26/31	0	343
OPPONENTS	20	6	13	1	17/17	23/32	0	208

**2-Pt. CONVERSIONS:** EAGLES 0-0, OPP. 1-3

FGS	1-19	20-29	30-39	40-49	50+
AKERS	1/1	6/6	14/15	7/10	1/1
EAGLES	1/1	6/6	14/15	7/10	1/1
OPPONENTS	0/0	9/9	9/11	8/11	2/2

**AKERS:** (50G) (48G,49N,21G) (40G,19G) (42G,28G) (44N,25G) (34G) (1) (36G,21G) (24G,46G,26G,28G,30G) (49G) (24G,33G,38G) (37G)(40G,50G) (20G) (43N,35G) (34N,47G,50N) **OPPONENTS:** (20G,26G) (41G) (41G,43G) (30N) (24G, 21G,24G,49N) (42G,32G) (1) (43G) (47N,41N,30G) (37N,43G,32G) (29G) (34N,37N) (39N,47G,25G,48N) (21G,32G) (25G,32G) (42G,23G).

**LEADING TACKLERS:** TROTTER 164, CALDWELL 140, EMMONS 110, DAWKINS 106, MOORE 105, VINCENT 79, H. THOMAS 70, SIMON 53, H. DOUGLAS 53, BURGESS 51

**SACKS:** H. DOUGLAS 9.5, SIMON 7.5, BURGESS 6.0, TROTTER 3.5, CALDWELL 3.0, KALU 3.0, WHITING 2.5, GRASMANIS 2.0, DAWKINS 1.5, VINCENT 1.5, COOK 1.0, EMMONS 1.0, MOORE 1.0, TAYLOR 1.0, DA. WALKER 1.0, **EAGLES 45.0, OPPONENTS 40.0**

USUAL STARTERS			
WR	TODD PINKSTON	LDE	BRANDON WHITING
LT	TIA THOMAS	LDT	COREY SIMON
LG	JOHN WELBURN	RDT	HOLLIS THOMAS
C	HANK FRALEY	RDE	HUGH DOUGLAS
RG	JERMANE MAYBERRY	WILL	MIKE CALDWELL
RT	ION RYUNYAN	MLB	JEREMIAH TROTTER
TE	CHAD LEWIS	SAM	CARLOS EMMONS
WR	JAMES THRASH	LCB	TROY VINCENT
QB	DONOVAN McNABB	RCB	BOBBY TAYLOR
RB	DUCE STALEY (10)	SS	DAMON MOORE
FB	C. BUCKHALTER (5)	FS	BRIAN DAWKINS
FB	CECIL MARTIN		

**PRO BOWL SELECTIONS:** K DAVID AKERS, FS BRIAN DAWKINS, DE HUGH DOUGLAS, TE CHAD LEWIS, QB DONOVAN McNABB, T TIA THOMAS, LB JEREMIAH TROTTER, CB TROY VINCENT





## 2002

## PHILADELPHIA EAGLES STATISTICS



**RECORD: 12-4, 1ST IN NFC EAST**  
**HEAD COACH: ANDY REID**

DATE	W/L	SCORE	OPPONENT	ATT.
S-08	L	24-27	AT TENNESSEE	68,804
S-16	W	37-7	AT WASHINGTON	84,982
S-22	W	44-13	DALLAS	65,537
S-29	W	35-17	HOUSTON	64,867
O-06	L	25-28	AT JACKSONVILLE	65,005
O-20	W	20-10	TAMPA BAY	65,523
O-28	W	17-3	NY GIANTS	65,791
N-03	W	19-13	AT CHICAGO	54,049
N-10	L	13-35	INDIANAPOLIS	65,660
N-17	W	38-14	ARIZONA	64,990
N-25	W	38-17	AT SAN FRANCISCO	67,919
D-01	W	10-3	ST. LOUIS	65,552
D-08	W	27-20	AT SEATTLE	59,862
D-15	W	34-21	WASHINGTON	65,615
D-21	W	27-3	AT DALLAS	63,209
D-28	L	7-10 OT	AT NYGIANTS	78,782
<b>NFC DIVISIONAL PLAYOFF</b>				
J-11	W	20-6	ATLANTA	66,452
<b>NFC CHAMPIONSHIP</b>				
J-19	L	10-27	TAMPA BAY	66,713

TEAM STATISTICS		EAGLES	OPP.
<b>TOTAL FIRST DOWNS</b>		311	272
RUSHING		124	83
PASSING		164	160
PENALTY		23	29
3RD DOWN: MADE/ATT		90/231	66/213
3RD DOWN PCT.		39.0	31.0
4TH DOWN: MADE/ATT		8/16	9/23
4TH DOWN PCT.		50.0	39.1
POSSESSION AVG.		31:10	28:50
<b>TOTAL NET YARDS</b>		5604	4754
AVG. PER GAME		350.3	297.1
TOTAL PLAYS		1073	1009
AVG. PER PLAY		5.2	4.7
<b>NET YARDS RUSHING</b>		2220	1660
AVG. PER GAME		138.8	103.8
TOTAL RUSHES		489	390
<b>NET YARDS PASSING</b>		3384	3094
AVG. PER GAME		211.5	193.4
SACKED/YARDS LOST		36/222	56/348
GROSS YARDS		3606	3442
ATT./COMPLETIONS		548/318	563/333
COMPLETION PCT.		58.0	59.1
HAD INTERCEPTED		11	15
<b>PUNTS/AVERAGE</b>		79/40.5	90/41.0
NET PUNTING AVG.		79/32.6	90/33.1
PENALTIES/YARDS		111/897	112/969
FUMBLES/BALL LOST		28/13	45/23
<b>TOUCHDOWNS</b>		46	27
RUSHING		15	5
PASSING		27	18
RETURNS		4	4

SCORE BY PERIODS		Q1	Q2	Q3	Q4	OT	PTS
EAGLES		85	161	79	90	0	415
OPPONENTS		61	61	50	66	3	241

PASSING	ATT	CMP	Yds	CMP%	Yd/At	TD	TD%	INT	INT%	LONG	SACKS	RATING
McNABB	361	211	2289	58.4	6.34	17	4.7	6	1.7	59T	28/166	86.0
Feeley	154	86	1011	55.8	6.56	6	3.9	5	3.2	53	7/48	75.4
DETMER	28	19	224	67.9	8.00	2	7.1	0	0.0	37	1/8	115.8
LEVENS 2-0-0, B.MITCHELL 1-1-57-1TD, F.MITCHELL 1-0-0, WESTBROOK 1-1-25-1TD												
EAGLES	548	318	3606	58.0	6.58	27	4.9	11	2.0	59T	36/222	85.9
OPPONENTS	563	333	3442	59.1	6.11	18	3.2	15	2.7	57T	56/348	76.4

RUSHING	NO.	YDS	AVG	LONG	TD
STALEY	269	1029	3.8	57	5
McNABB	63	460	7.3	40T	6
LEVENS	75	411	5.5	47T	1
Westbrook	46	193	4.2	18	0
THRASH	18	126	7.0	32	2
AKERS	1	10	10.0	10	0
Feeley	12	6	0.5	6	0
Detmer	2	4	2.0	3	1
LANDETA	1	0	0.0	0	0
MARTIN	1	-4	-4.0	-4	0
PINKSTON	1	-15	-15.0	-15	0
EAGLES	489	2220	4.5	57	15
OPPONENTS	390	1660	4.3	58	5

RECEIVING	NO.	YDS	AVG	LONG	TD
PINKSTON	60	798	13.3	42T	7
THRASH	52	635	12.2	39T	6
STALEY	51	541	10.6	45	3
Freeman	46	600	13.0	59T	4
C.Lewis	42	398	9.5	30	3
Levens	19	124	6.5	24	1
MARTIN	15	126	8.4	53	0
F.MITCHELL	12	105	8.8	18	0
THOMASON	10	128	12.8	24	2
Westbrook	9	86	9.6	20	0
Dawkins	1	57	57.0	57T	1
Bartrum	1	8	8.0	8	0
EAGLES	318	3606	11.3	59T	27
OPPONENTS	333	3442	10.3	57T	18

2-Pt. CONVERSIONS: Eagles 3-3 (C. Lewis 2, Staley), Opponents 2-3

KICKOFF RETURNS	NO.	YDS	AVG	LG	TD
B.MITCHELL	43	1162	27.0	57	0
D.DOUGLAS	4	77	19.3	23	0
SLECHTA	2	22	11.0	12	0
KALU	1	0	0.0	0	0
LEVENS	1	24	24.0	24	0
THOMASON	1	12	12.0	12	0
EAGLES	52	1297	24.9	57	0
OPPONENTS	76	1637	21.5	100T	1

SCORING	TD	RU	PA	RT	PAT	FG	S	PTS
AKERS	0	0	0	43/43	30/34	0	0	133
STALEY	8	5	3	0	0	0	0	50
THRASH	8	2	6	0	0	0	0	48
PINKSTON	7	0	7	0	0	0	0	42
McNABB	6	6	0	0	0	0	0	36
Freeman	4	0	4	0	0	0	0	24
C.Lewis	3	0	3	0	0	0	0	22
Levens	2	1	1	0	0	0	0	12
THOMASON	2	0	2	0	0	0	0	12
BARBER	1	0	1	0	0	0	0	6
Dawkins	1	0	1	0	0	0	0	6
Detmer	1	1	0	0	0	0	0	6
EMMONS	1	0	1	0	0	0	0	6
B.MITCHELL	1	0	1	0	0	0	0	6
Taylor	1	0	1	0	0	0	0	6
EAGLES	46	15	27	4	43/43	30/34	0	415
OPPONENTS	27	5	18	4	24/24	17/21	0	241

FGS	1-19	20-29	30-39	40-49	50+
AKERS	0/0	9/9	14/16	6/7	1/2
EAGLES	0/0	9/9	14/16	6/7	1/2
OPPONENTS	0/0	2/3	8/9	6/7	1/2

AKERS: (30G) (22G,40G,47G) (51G,20G,32G) (25G,41G) (31G) (30G,36G) (50M,27G,36G,35G) (23G,36G,27G,22G) (34G,20G) (34G) (48M,43G) (31G) (33G,40G,39M) (28G,45G) (32G,39G) (35M) OPPONENTS: (33G,47G) (1) (47G,33G) (48G) (34G,31G) (48G,29N) (26G) (30G,53G) (48N) (1) (35G) (55N,22G) (34G,43G) (1) (42G) (36N,39G)

LEADING TACKLERS: Dawkins 131, Barber 119, Kirkland 105, Emons 92, Reese 73, Vincent 67, Bishop 63, H.Douglas 55, Taylor 49, Walker 49  
 SACKS: H.Douglas 12.5, Kalu 8.0, Walker 7.5, Whiting 6.0, Grasmanis 4.0, Emons 3.5, Dawkins 3.0, Bishop 2.0, Simon 2.0, Reese 1.5, Barber 1.0, Brown 1.0, Cook 1.0, Gardner 1.0, M.Lewis 1.0, Team 1.0, Eagles 56.0, Opponents 36.0

USUAL STARTERS	
WR	TODD PINKSTON
LT	TRA THOMAS
LG	JOHN WELBOURN
C	HANK FRALEY
RG	JERMANE MAYBERRY
RT	JOHNNY RUNYAN
TE	CHAD LEWIS
WR	JAMES THRASH
QB	DONOVAN McNABB (10)
RB	A.J. Feeley (5)
FB	DUCE STALEY
	CECIL MARTIN
LDE	BRANDON WHITING
LOD	COREY SIMON
RDT	DARWIN WALKER
RDE	HUGH DOUGLAS
WILL	SHAWN BARBER
MLB	LEVON KIRKLAND
SAM	CARLOS EMMONS
LCB	TROY VINCENT
RCB	BOBBY TAYLOR
SS	BLAINE BISHOP
FS	BRIAN DAWKINS

PRO BOWL SELECTIONS: K DAVID AKERS, FS BRIAN DAWKINS, DE HUGH DOUGLAS, TE CHAD LEWIS, G JERMANE MAYBERRY, QB DONOVAN McNABB, T JON RUNYAN, CB BOBBY TAYLOR, T TRA THOMAS, CB TROY VINCENT





## 2003

## PHILADELPHIA EAGLES STATISTICS



**RECORD: 12-4, 1ST IN NFC EAST**  
**HEAD COACH: ANDY REID**

DATE	W/L	SCORE	OPPONENT	ATT.
S-08	L	0-17	TAMPA BAY	67,772
S-14	L	10-31	NEW ENGLAND	67,624
S-28	W	23-13	AT BUFFALO	73,305
O-05	W	27-25	WASHINGTON	67,792
O-12	L	21-23	AT DALLAS	63,648
O-19	W	14-10	AT NY GIANTS	78,883
O-26	W	24-17	NY JETS	67,853
N-02	W	23-16	AT ATLANTA	70,064
N-10	W	17-14	AT GREEN BAY	70,291
N-16	W	28-10	NEW YORK GIANTS	67,867
N-23	W	33-20	NEW ORLEANS	67,802
N-30	W	25-16	AT CAROLINA	72,977
D-07	W	36-10	DALLAS	69,773
D-15	W	34-27	AT MIAMI	73,780
D-21	L	28-31	OT SAN FRANCISCO	67,866
D-27	W	31-7	AT WASHINGTON	76,766
<b>NFC DIVISIONAL PLAYOFF</b>				
J-11	W	20-17	OT GREEN BAY	67,707
<b>NFC CHAMPIONSHIP</b>				
J-18	L	3-14	CAROLINA	67,862

TEAM STATISTICS	EAGLES	OPP.
<b>TOTAL FIRST DOWNS</b>	302	306
Rushing	105	116
Passing	156	171
Penalty	41	19
3RD DOWN: MADE/ATT	69/190	78/221
3RD DOWN PCT.	36.3	35.3
4TH DOWN: MADE/ATT	3/7	8/22
4TH DOWN PCT.	42.9	36.4
<b>POSSESSION AVG.</b>	28:17	31:43
<b>TOTAL NET YARDS</b>	5035	5307
AVG. PER GAME	314.7	331.7
TOTAL PLAYS	944	1058
AVG. PER PLAY	5.3	5.0
<b>NET YARDS RUSHING</b>	2015	2071
AVG. PER GAME	125.9	129.4
TOTAL RUSHES	417	461
<b>NET YARDS PASSING</b>	3020	3236
AVG. PER GAME	188.8	202.3
SACKED/YARDS LOST	43/253	38/248
GROSS YARDS	3273	3484
ATT./COMPLETIONS	484/279	559/337
COMPLETION PCT.	57.6	60.3
HAD INTERCEPTED	11	13
<b>PUNTS/AVERAGE</b>	79/40.6	78/38.9
<b>NET PUNTING AVG.</b>	79/34.6	78/33.6
<b>PENALTIES/YARDS</b>	96/817	129/1103
<b>FUMBLES/BALL LOST</b>	21/11	26/13
<b>TOUCHDOWNS</b>	43	32
RUSHING	23	13
PASSING	17	17
RETURNS	3	2

SCORE BY PERIODS	Q1	Q2	Q3	Q4	OT	PTS
EAGLES	82	102	59	131	0	374
OPPONENTS	43	91	62	88	3	287

PASSING	ATT	CMP	YDS	CMP%	YD/AT	TD	TD%	INT	INT%	LONG	SACKS	RATING
McNabb	478	275	3216	57.5	6.73	16	3.3	11	2.3	59	43/253	79.6
Detmer	5	3	32	60.0	6.40	0	0.0	0	0.0	15	0/0	78.8
Mitchell	1	1	25	100.0	25.00	1	100.0	0	0.0	251	0/0	158.3
EAGLES	484	279	3273	57.6	6.76	17	3.5	11	2.3	59	43/253	80.5
OPPONENTS	559	337	3484	60.3	6.23	17	3.0	13	2.3	60t	38/248	78.7

RUSHING	NO.	YDS	AVG	LONG	TD
Westbrook	117	613	5.2	62T	7
Buckhalter	126	542	4.3	64T	8
Staley	96	463	4.8	22	5
McNabb	71	355	5.0	34	3
Thrash	5	52	10.4	47	0
Ritchie	1	1	1.0	1	0
Pinkston	1	-11	-11.0	-11	0
<b>EAGLES</b>	<b>417</b>	<b>2015</b>	<b>4.8</b>	<b>64T</b>	<b>23</b>
<b>OPPONENTS</b>	<b>461</b>	<b>2071</b>	<b>4.5</b>	<b>76T</b>	<b>13</b>

RECEIVING	NO.	YDS	AVG	LONG	TD
Thrash	49	558	11.4	51	1
Westbrook	37	332	9.0	38	4
Pinkston	36	575	16.0	59	2
Staley	36	382	10.6	52T	2
Mitchell	35	498	14.2	39	2
Smith	27	321	11.9	36	1
C.Lewis	23	293	12.7	29	1
Ritchie	17	86	5.1	12	3
Buckhalter	10	133	13.3	27	1
G.Lewis	6	95	15.8	25	0
Mahe	1	5	5.0	5	0
McMullen	1	2	2.0	2	0
McNabb	1	-7	-7.0	-7	0
<b>EAGLES</b>	<b>279</b>	<b>3273</b>	<b>11.7</b>	<b>59</b>	<b>17</b>
<b>OPPONENTS</b>	<b>337</b>	<b>3484</b>	<b>10.3</b>	<b>60T</b>	<b>17</b>

INT'S	NO.	YDS	AVG	LONG	TD
M.Lewis	3	31	10.3	23	0
Vincent	3	28	9.3	28	0
Sheppard	1	34	34.0	34	0
Wayne	1	33	33.0	33	0
Kalu	1	15	15.0	15T	1
Brown	1	10	10.0	10	0
Hood	1	5	5.0	5	0
Taylor	1	2	2.0	2	0
Dawkins	1	0	0.0	0	0
<b>EAGLES</b>	<b>13</b>	<b>158</b>	<b>12.2</b>	<b>34</b>	<b>1</b>
<b>OPPONENTS</b>	<b>11</b>	<b>161</b>	<b>14.6</b>	<b>34</b>	<b>1</b>

PUNTING	NO.	YDS	AVG	TB	IN	LG	B
D.Johnson	79	3207	40.6	10	27	60	0
<b>EAGLES</b>	<b>79</b>	<b>3207</b>	<b>40.6</b>	<b>10</b>	<b>27</b>	<b>60</b>	<b>0</b>
<b>OPPONENTS</b>	<b>78</b>	<b>3037</b>	<b>38.9</b>	<b>2</b>	<b>20</b>	<b>69</b>	<b>1</b>

PUNT RETURNS	RET	FC	YDS	AVG	LG	TD
Westbrook	20	16	306	15.3	84T	2
Mahe	6	6	55	9.2	17	0
Sheppard	4	1	15	3.8	5	0
Thrash	1	1	2	2.0	2	0
<b>EAGLES</b>	<b>31</b>	<b>24</b>	<b>378</b>	<b>12.2</b>	<b>84T</b>	<b>2</b>
<b>OPPONENTS</b>	<b>35</b>	<b>15</b>	<b>272</b>	<b>7.8</b>	<b>72</b>	<b>0</b>

2-PT. CONVERSIONS: EAGLES 0-1, OPPONENTS 1-4

**LEADING TACKLERS:** SIMONEAU 149, WAYNE 135, M.Lewis 132, EMMONS 123, Kalu 74, VINCENT 70, SIMON 64, WALKER 64, HART 61, WHITING 58

KICKOFF RETURNS	NO.	YDS	AVG	LG	TD
Thrash	34	815	24.0	54	0
Westbrook	23	487	21.2	47	0
Mokey	7	93	13.3	24	0
Mitchell	1	-8	-8.0	-8	0
<b>EAGLES</b>	<b>65</b>	<b>1387</b>	<b>21.3</b>	<b>54</b>	<b>0</b>
<b>OPPONENTS</b>	<b>74</b>	<b>1590</b>	<b>21.5</b>	<b>54</b>	<b>1</b>

SCORING	TD	RU	PA	RT	PAT	FG	S	PTS
Akers	0	0	0	0	42/42	24/29	0	114
Westbrook	13	7	4	2			0	78
Buckhalter	9	8	1	0			0	54
Staley	7	5	2	0			0	42
McNabb	3	3	0	0			0	18
Ritchie	3	0	3	0			0	18
Mitchell	2	0	2	0			0	12
Pinkston	2	0	2	0			0	12
Kalu	1	0	0	1			0	6
C.Lewis	1	0	1	0			0	6
Smith	1	0	1	0			0	6
Thrash	1	0	1	0			0	6
<b>EAGLES</b>	<b>43</b>	<b>23</b>	<b>17</b>	<b>3</b>	<b>42/42</b>	<b>24/29</b>	<b>1</b>	<b>374</b>
<b>OPPONENTS</b>	<b>32</b>	<b>13</b>	<b>17</b>	<b>2</b>	<b>27/28</b>	<b>22/30</b>	<b>0</b>	<b>287</b>

FGs	1-19	20-29	30-39	40-49	50+
Akers	0/0	9/9	7/7	6/10	2/3
EAGLES	0/0	9/9	7/7	6/10	2/3
OPPONENTS	0/0	10/10	5/7	4/7	3/6

**AKERS:** ( ) (57G) (26G,34G,22G) (52G,36G) ( ) ( ) (55N, 30G) (21G,25G,41B,40G) (47N,21G) ( ) (36G,41G,42G, 33G) (35G,48G,38G,29G) (22G,21G) (46G,42G) (42N, 47N) (26G)  
**OPPONENTS:** (23G) (27G) (51N) (48G,45G,37G,53G) (51G,22G,28G) (39G) (30G,55N) (40G,25G,46G) (45N) (30G) (45B) (20G,32N,38N,49N) (29G) (27G,50G) (33G, 25G,22G) (52N)

**SACKS:** SIMON 7.5, WALKER 6.0, KALU 5.5, WAYNE 3.0, M.Lewis 2.0, RAYBURN 2.0, SIMONEAU 2.0, WHITING 2.0, BROWN 1.0, GRASMANIS 1.0, HART 1.0, REESE 1.0, COLEMAN 0.5, DAWKINS 0.5, EAGLES 38.0, OPPONENTS 43.0

### USUAL STARTERS

WR	TODD PINKSTON	LDE	BRANDON WHITING
LT	TRA THOMAS	LDT	COREY SIMON
LG	JOHN WELBURN	RDE	DARWIN WALKER
C	HANK FRALY	RDT	N.D. KALU
RG	BOBBIE WILLIAMS (11)	WILL	NATE WAYNE
	(JEROME MAYBERRY 5)	MLB	MARK SIMONEAU
RT	JOH RUYAN	SAM	CARLOS EMMONS
TE	CHAD LEWIS (14)	LCB	TROY VINCENT (13)
	(L.J. SMITH 5)	RCB	LOU SHEPPARD (9)
WR	JAMES THRASH	FS	BOBBY TAYLOR (7)
QB	DONOVAN McNabb	SS	MICHAEL LEWIS
RB	BRIAN WESTBROOK (8)	FS	CLINTON HART (9)
	CORRELL BUCKHALTER (5)		BRIAN DAWKINS (7)
	DUCE STALEY (4)		
FB	JOH RITCHIE		

**PRO BOWL SELECTIONS:** QB DONOVAN McNabb, DT COREY SIMON, CB TROY VINCENT





## PRESEASON RESULTS 1979-2003



1979	W1, L3	COACH: DICK VERMEIL
A 3	BALTIMORE.....W	14-17.....BALTIMORE, MD
A 9	KANSAS CITY.....L	21-24.....KANSAS CITY, MO
A 17	BALTIMORE.....W	31-17.....VETERANS STADIUM
A 24	MIAMI.....L	13-14.....MIAMI, FL

1980	W3, L1	COACH: DICK VERMEIL
A 9	BUFFALO.....W	24-9.....BUFFALO, NY
A 15	NEW YORK JETS.....W	28-13.....VETERANS STADIUM
A 24	NEW ENGLAND.....W	23-17.....FOXBORO, MA
A 30	OAKLAND.....L	23-24.....OAKLAND, CA

1981	W2, L2	COACH: DICK VERMEIL
A 6	HOUSTON.....L	10-13.....HOUSTON, TX
A 15	PITTSBURGH.....W	36-20.....VETERANS STADIUM
A 23	NEW ORLEANS.....W	37-7.....SYRACUSE, NY
A 29	NEW YORK JETS.....L	3-14.....GIANTS STADIUM

1982	W1, L3	COACH: DICK VERMEIL
A 14	TAMPA BAY.....L	7-35.....TAMPA, FL
A 20	NEW ENGLAND.....W	14-7.....VETERANS STADIUM
A 27	ATLANTA.....L	21-24.....ATLANTA, GA
S 4	PITTSBURGH.....L	24-27.....PITTSBURGH, PA

1983	W3, L1	COACH: MARION CAMPBELL
A 5	DETROIT.....W	21-17.....VETERANS STADIUM
A 13	SAN DIEGO.....W	21-20.....SAN DIEGO, CA
A 20	GREEN BAY.....W	27-14.....GREEN BAY, WI
A 25	PITTSBURGH.....L	3-10.....VETERANS STADIUM

1984	W2, L2	COACH: MARION CAMPBELL
A 4	DETROIT.....L	14-17.....DETROIT, MI
A 11	PITTSBURGH.....L	17-20.....PITTSBURGH, PA
A 18	MINNESOTA.....W	31-10.....MINNEAPOLIS, MN
A 23	CLEVELAND.....W	20-19.....VETERANS STADIUM

1985	W3, L1	COACH: MARION CAMPBELL
A 10	NEW YORK JETS.....W	37-17.....GIANTS STADIUM
A 17	CLEVELAND.....L	14-28.....CLEVELAND, OH
A 23	LA RAMS.....W	14-12.....COLUMBUS, OH
A 29	DETROIT.....W	20-16.....VETERANS STADIUM

1986	W1, L3	COACH: BUDDY RYAN
A 8	DETROIT.....W	17-9.....DETROIT, MI
A 16	SAN DIEGO.....L	38-45.....SAN DIEGO, CA
A 23	MIAMI.....L	15-20.....VETERANS STADIUM
A 28	NEW YORK JETS.....L	30-37.....VETERANS STADIUM

1987	W1, L3	COACH: BUDDY RYAN
A 15	NEW YORK JETS.....L	10-13.....GIANTS STADIUM
A 23	NEW ENGLAND.....W	19-13.....FOXBORO, MA
A 29	MIAMI.....L	3-35.....VETERANS STADIUM
S 3	DETROIT.....L	3-36.....VETERANS STADIUM

1988	W2, L2	COACH: BUDDY RYAN
A 6	NEW YORK JETS.....W	23-12.....VETERANS STADIUM
A 14	PITTSBURGH.....L	16-21.....PITTSBURGH, PA
A 20	NEW ENGLAND.....L	21-24.....VETERANS STADIUM
A 25	DETROIT.....W	27-9.....DETROIT, MI

1989	W4, L1	COACH: BUDDY RYAN
A 6	CLEVELAND.....W	17-13.....LONDON
A 12	ATLANTA.....W	23-17.....VETERANS STADIUM
A 20	NEW YORK JETS.....L	10-19.....RALEIGH, NC
A 26	PITTSBURGH.....W	38-14.....VETERANS STADIUM
S 2	MIAMI.....W	20-10.....MIAMI, FL

1990	W2, L2	COACH: BUDDY RYAN
A 11	NEW YORK JETS.....L	6-17.....VETERANS STADIUM
A 18	MIAMI.....W	23-14.....VETERANS STADIUM
A 27	INDIANAPOLIS.....W	17-16.....INDIANAPOLIS, IN
S 1	PITTSBURGH.....L	10-20.....PITTSBURGH, PA

1991	W4, L1	COACH: RICH KOTITE
J 28	BUFFALO.....L	13-17.....LONDON
A 3	NEW YORK JETS.....W	24-10.....GIANTS STADIUM
A 10	CINCINNATI.....W	29-24.....CINCINNATI, OH
A 17	PITTSBURGH.....W	21-20.....VETERANS STADIUM
A 23	INDIANAPOLIS.....W	21-21.....VETERANS STADIUM

1992	W2, L3	COACH: RICH KOTITE
A 1	NEW YORK JETS.....L	14-41.....CANTON, OH
A 8	PITTSBURGH.....W	35-33.....PITTSBURGH, PA
A 15	CINCINNATI.....W	27-17.....VETERANS STADIUM
A 23	ATLANTA.....L	10-20.....ATLANTA, GA
A 27	NEW YORK JETS.....L	13-22.....VETERANS STADIUM

1993	W3, L2	COACH: RICH KOTITE
A 1	NEW ORLEANS.....L	16-28.....TOKYO, JAPAN
A 8	CHICAGO.....W	13-9.....VETERANS STADIUM
A 13	NEW YORK JETS.....W	24-13.....GIANTS STADIUM
A 21	ATLANTA.....W	37-20.....VETERANS STADIUM
A 27	CINCINNATI.....L	3-23.....CINCINNATI, OH

1994	W1, L3	COACH: RICH KOTITE
A 5	CHICAGO.....L	6-12.....CHICAGO, IL
A 13	NEW YORK JETS.....L	24-34.....VETERANS STADIUM
A 20	CINCINNATI.....W	17-7.....VETERANS STADIUM
A 26	ATLANTA.....L	12-20.....ATLANTA, GA

1995	W4, L0	COACH: RAY RHODES
A 5	ATLANTA.....W	25-17.....VETERANS STADIUM
A 12	NEW YORK JETS.....W	13-10.....JACKSON, MS
A 17	NEW ENGLAND.....W	31-7.....VETERANS STADIUM
A 24	PITTSBURGH.....W	16-6.....PITTSBURGH, PA

1996	W2, L2	COACH: RAY RHODES
A 3	BALTIMORE.....L	9-17.....BALTIMORE, MD
A 8	NEW YORK JETS.....W	30-16.....VETERANS STADIUM
A 18	NEW ENGLAND.....L	10-37.....FOXBORO, MA
A 23	PITTSBURGH.....W	20-19.....VETERANS STADIUM

1997	W1, L3	COACH: RAY RHODES
A 2	NEW YORK JETS.....L	17-31.....GIANTS STADIUM
A 11	PITTSBURGH.....L	26-42.....PITTSBURGH, PA
A 16	BALTIMORE.....W	24-13.....VETERANS STADIUM
A 21	NEW ENGLAND.....L	14-28.....VETERANS STADIUM

1998	W1, L3	COACH: RAY RHODES
A 6	NEW YORK JETS.....L	15-29.....VETERANS STADIUM
A 14	PITTSBURGH.....W	21-17.....VETERANS STADIUM
A 24	BALTIMORE.....L	6-23.....BALTIMORE, MD
A 29	NEW ENGLAND.....L	7-24.....FOXBORO, MA

1999	W1, L3	COACH: ANDY REID
A 12	BALTIMORE.....L	7-10.....VETERANS STADIUM
A 20	NEW YORK JETS.....L	9-10.....GIANTS STADIUM
A 26	MINNESOTA.....L	13-17.....MINNEAPOLIS, MN
S 2	CLEVELAND.....W	30-17.....VETERANS STADIUM

2000	W1, L3	COACH: ANDY REID
J 30	CLEVELAND.....L	22-33.....CLEVELAND, OH
A 5	BALTIMORE.....L	13-16.....BALTIMORE, MD
A 18	TENNESSEE.....W	34-32.....VETERANS STADIUM
A 24	BUFFALO.....L	12-16.....VETERANS STADIUM

2001	W2, L1	COACH: ANDY REID
A 13	BALTIMORE.....CANCELLED	.....VETERANS STADIUM
A 18	BUFFALO.....L	3-6.....BUFFALO, NY
A 23	TENNESSEE.....W	20-14.....NASHVILLE, TN
A 30	NEW YORK JETS.....W	13-12.....VETERANS STADIUM

2002	W1, L3	COACH: ANDY REID
A 10	GREEN BAY.....W	20-13.....VETERANS STADIUM
A 17	NEW ENGLAND.....L	15-16.....FOXBORO, MA
A 23	BALTIMORE.....L	12-13.....VETERANS STADIUM
A 30	NEW YORK JETS.....L	16-23.....GIANTS STADIUM

2003	W2, L2	COACH: ANDY REID
A 11	NEW ORLEANS.....W	27-17.....NEW ORLEANS, LA
A 16	PITTSBURGH.....W	21-16.....PITTSBURGH, PA
A 22	NEW ENGLAND.....L	12-24.....LINCOLN FINANCIAL FIELD
A 28	NEW YORK JETS.....L	9-17.....LINCOLN FINANCIAL FIELD

Note: For preseason results from 1933-1978, consult the Eagles football media services department.





## TEAM-BY-TEAM RESULTS

Overall records include postseason results, which are highlighted in midnight green.  
Results do not include games from 1943 when the Eagles and Steelers combined as the Steagles.

Arizona Cardinals				Overall: 53-53-5				Home: 27-26-3				Away: 26-27-2				Playoffs: 1-1			
Date	Site	Result	Score	Date	Site	Result	Score	Date	Site	Result	Score	Date	Site	Result	Score	Date	Site	Result	Score
N-10-35	Chi	L	3-12	D-08-63	STL	L	14-38	O-28-84	Phila	L	14-34	N-25-84	STL	L	16-17	N-17-85	STL	W	24-14
N-08-36	Chi	L	0-13	N-22-64	Phila	L	13-38	O-13-85	Phila	W	30-7	N-02-86	STL	L	10-13	D-07-86	Phila	T (OT)	10-10
S-28-37	Phila	T	6-6	D-13-64	STL	L	34-36	N-17-85	STL	W	24-14	N-01-87	STL	W	28-23	N-22-87	Phila	L	19-31
O-26-38	Erie,PA	W	7-0	S-19-65	Phila	W	34-27	N-27-88	Phila	W	31-21	D-10-88	Phx	W	23-17	O-15-89	Phx	W	17-5
O-26-41	Phila	W	21-14	N-28-65	STL	W	28-24	D-10-88	Phx	W	23-17	D-24-89	Phila	W	31-14	S-16-90	Phila	L	21-23
O-07-45	Phila	W	21-6	S-11-66	STL	L	13-16	O-15-89	Phx	W	17-5	S-16-90	Phila	L	21-23	D-29-90	Phx	W	23-21
D-07-47	Phila	L	21-45	O-02-66	Phila	L	10-41	D-24-89	Phila	W	31-14	S-08-91	Phila	L	10-26	N-24-91	Phx	W	34-14
D-28-47	c Chi	L	21-28	O-22-67	STL	L	14-48	S-16-90	Phila	L	21-23	O-25-92	Phila	W	7-3	S-05-93	Phila	W	23-17
S-24-48	Chi	L	14-21	N-03-68	Phila	L	17-45	D-29-90	Phx	W	23-21	N-07-93	Phx	L	3-16	N-06-94	Phila	W	17-7
D-19-48	c Phila	W	7-0	N-23-69	STL	W	34-30	D-10-88	Phx	W	23-17	N-20-94	Arz	L	6-12	N-20-94	Arz	L	6-12
O-08-49	Phila	W	28-3	O-18-70	Phila	L	20-35	O-15-89	Phx	W	17-5	S-10-95	Arz	W	31-19	D-17-95	Phila	W	21-20
S-24-50	Chi	W	45-7	N-29-70	STL	L	14-23	D-24-89	Phila	W	31-14	N-24-91	Phx	W	34-14	N-24-96	Arz	L	30-36
N-19-50	Phila	L	10-14	N-21-71	STL	W	37-20	S-16-90	Phila	L	21-23	S-13-92	Phx	W	31-14	D-22-96	Phila	W	29-19
S-30-51	Chi	W	17-14	D-12-71	Phila	W	19-7	D-29-90	Phx	W	23-21	O-19-97	Phila	W (OT)	13-10	N-02-97	Arz	L	21-31
N-16-52	Phila	W	10-7	N-05-72	Phila	T	6-6	S-08-91	Phila	L	10-26	N-06-94	Phila	W	17-7	S-20-98	Arz	L	3-17
N-30-52	Chi	L	22-28	D-17-72	STL	L	23-24	N-24-91	Phx	W	34-14	N-20-94	Arz	L	6-12	D-13-98	Phila	L (OT)	17-20
O-25-53	Chi	W	56-17	S-16-73	Phila	L	23-34	S-13-92	Phx	W	31-14	S-10-95	Arz	W	31-19	S-12-99	Phila	L	24-25
N-21-53	Phila	W	38-0	O-14-73	STL	W	27-24	O-25-92	Phila	W	7-3	N-05-99	Arz	W	33-14	D-05-99	Arz	L	17-21
O-03-54	Chi	W	35-16	S-15-74	STL	L	3-7	S-05-93	Phila	W	23-17	O-15-00	Arz	W	33-14	N-19-00	Phila	W	34-9
N-07-54	Phila	W	30-14	N-17-74	Phila	L	3-13	N-07-93	Phx	L	3-16	O-07-01	Phila	L	20-21	O-07-01	Phila	L	20-21
O-23-55	Chi	T	24-24	O-19-75	STL	L	20-31	N-06-94	Phila	W	17-7	N-04-01	Arz	W	21-7	N-04-01	Arz	W	21-7
D-04-55	Phila	W	27-3	N-09-75	Phila	L	23-24	N-20-94	Arz	L	6-12	N-17-02	Phila	W	38-14	N-17-02	Phila	W	38-14
O-21-56	Phila	L	6-20	O-10-76	STL	L	14-33	S-10-95	Arz	W	31-19								
N-04-56	Chi	L	17-28	N-07-76	Phila	L	14-17	D-17-95	Phila	W	21-20								
N-03-57	Chi	W	38-21	O-16-77	Phila	L	17-21	N-24-96	Arz	L	30-36								
D-14-57	Phila	L	27-31	N-20-77	STL	L	16-21	D-22-96	Phila	W	29-19								
N-02-58	Chi	T	21-21	O-29-78	Phila	L	10-16	O-19-97	Phila	W (OT)	13-10								
N-16-58	Phila	W	49-21	N-26-78	STL	W	14-10	N-02-97	Arz	L	21-31								
O-25-59	Minn	W	28-24	O-14-79	STL	W	24-20	S-20-98	Arz	L	3-17								
N-15-59	Phila	W	27-17	N-18-79	Phila	W	16-13	D-13-98	Phila	L (OT)	17-20								
O-09-60	Phila	W	31-27	S-28-80	STL	L	14-24	S-12-99	Phila	L	24-25								
D-04-60	STL	W	20-6	D-14-80	Phila	W	17-3	D-05-99	Arz	L	17-21								
O-01-61	Phila	L	27-30	N-08-81	STL	W	52-10	O-15-00	Arz	W	33-14								
O-15-61	STL	W	20-7	D-20-81	Phila	W	38-0	N-19-00	Phila	W	34-9								
S-16-62	Phila	L	21-27	D-05-82	Phila	L	20-23	O-07-01	Phila	L	20-21								
D-16-62	STL	L	35-45	S-25-83	Phila	L	11-14	N-04-01	Arz	W	21-7								
S-22-63	Phila	L	24-28	D-18-83	STL	L	7-31	N-17-02	Phila	W	38-14								

Total Points: Eagles 2,375 - Cardinals 2,162

Longest Eagles Winning Streak: 5 (1958-60)

At Lincoln Financial Field: (0-0)

Sweeps: Eagles (1953,54,59,60,65,71,79,81,85,88,89,92,95,2000),

Cardinals (1947,56,62,63,64,66,70,74,75,76,77,83,84,98,99)

Note: franchise in Chicago prior to 1960 and St. Louis from 1960-87; changed its name from Phoenix to Arizona in 1994.

c - NFL Championship

Longest Eagles Losing Streak: 9 (1974-78)

At Sun Devil Stadium: (8-6-0)





Atlanta Falcons				Overall: 12-10-1				Home: 5-5-1				Away: 7-5-0				Playoffs: 1-1			
Date	Site	Result	Score	Date	Site	Result	Score	Date	Site	Result	Score	Date	Site	Result	Score				
S-18-66	Phila	W	23-10	D-07-80	Phila	L	17-20	N-27-94	Atl	L	21-28								
O-08-67	Atl	W	38-7	O-05-81	Phila	W	16-13	S-22-96	Atl	W	33-18								
D-14-69	Phila	L	3-27	O-02-83	Atl	W	28-24	D-14-97	Atl	L	17-20								
N-15-70	Phila	T	13-13	D-16-84	Atl	L	10-26	S-13-98	Atl	L	12-17								
N-11-73	Phila	L	27-44	N-10-85	Phila	W (OT)	23-17	O-01-00	Phila	W	38-10								
O-03-76	Atl	W	14-13	O-05-86	Atl	W	16-0	J-11-03	d Phila	W	20-6								
D-24-78	f Atl	L	13-14	O-30-88	Phila	L	24-27	N-02-03	Atl	W	23-16								
S-10-79	Phila	L	10-14	N-18-90	Atl	W	24-23												

Total Points: Eagles 463 - Falcons 407

Longest Eagles Winning Streak: 3 (2000-03 current)

At Lincoln Financial Field: (0-0)

f - NFC First Round Playoff; d - NFC Divisional Playoff

Longest Eagles Losing Streak: 3 (1978-80)

At Georgia Dome: (2-3-0)

Baltimore Ravens				Overall: 0-0-1		Home: 0-0-0		Away: 0-0-1		Playoffs: 0-0	
Date	Site	Result	Score								
N-16-97	Bal	T (OT)	10-10								

Total Points: Eagles 10 - Ravens 10

Longest Eagles Winning Streak: 0

At Lincoln Financial Field: (0-0)

Longest Eagles Losing Streak: 0

At M&T Bank Stadium: (0-0)

Buffalo Bills				Overall: 5-5-0				Home: 2-2-0		Away: 3-3-0		Playoffs: 0-0			
Date	Site	Result	Score	Date	Site	Result	Score	Date	Site	Result	Score	Date	Site	Result	Score
O-07-73	Buf	L	26-27	D-27-87	Phila	W	17-7	S-26-99	Buf	L	0-26				
S-17-81	Buf	W	20-14	D-02-90	Buf	L	23-30	S-28-03	Buf	W	23-13				
O-07-84	Buf	W	27-17	D-12-93	Phila	L	7-10								
O-27-85	Phila	W	21-17	N-10-96	Phila	L	17-24								

Total Points: Eagles 181 - Bills 185

Longest Eagles Winning Streak: 4 (1981-87)

At Lincoln Financial Field: (0-0)

Longest Eagles Losing Streak: 4 (1990-99)

At Ralph Wilson Stadium: (3-3-0)

Carolina Panthers				Overall: 2-2-0				Home: 1-1-0				Away: 1-1-0				Playoffs: 0-1			
Date	Site	Result	Score	Date	Site	Result	Score												
O-27-96	Phila	W	20-9	N-30-03	Car	W	25-16												
N-07-99	Car	L	7-33	J-18-04	c Phila	L	3-14												

Total Points: Eagles 55 - Panthers 72

Longest Eagles Winning Streak: 1

At Lincoln Financial Field: (0-1-0)

c - NFC Championship Game

Longest Eagles Losing Streak: 1

At Bank of America Stadium: (1-1-0)

Chicago Bears				Overall: 9-25-1				Home: 6-11-1				Away: 3-14-0				Playoffs: 2-1			
Date	Site	Result	Score	Date	Site	Result	Score	Date	Site	Result	Score	Date	Site	Result	Score				
N-12-33	Phila	T	3-3	O-16-49	Chi	L	21-38	S-14-86	Chi	L (OT)	10-13								
O-13-35	Phila	L	0-39	D-11-55	Chi	L	10-17	O-04-87	Phila	L	3-35								
S-27-36	Phila	L	0-17	N-05-61	Phila	W	16-14	D-31-88	d Chi	L	12-20								
N-22-36	Phila	L	7-28	O-27-63	Chi	L	7-16	O-02-89	Chi	L	13-27								
O-02-38	Phila	L	6-28	O-20-68	Phila	L	16-29	O-10-93	Phila	L	6-17								
N-19-39	Chi	L	14-27	S-27-70	Chi	L	16-20	S-12-94	Phila	W	30-22								
N-30-41	Phila	L	14-49	D-10-72	Phila	L	12-21	D-24-95	Chi	L	14-20								
O-25-42	Chi	L	14-45	S-28-75	Chi	L	13-15	O-17-99	Chi	W	20-16								
N-26-44	Phila	L	7-28	D-23-79	f Phila	W	27-17	O-22-00	Phila	W	13-9								
O-20-46	Chi	L	14-21	O-26-80	Phila	W	17-14	J-19-02	d Chi	W	33-19								
O-12-47	Chi	L	7-40	O-23-83	Phila	L	6-7	N-03-02	Chi*	W	19-13								
O-24-48	Phila	W	12-7	N-13-83	Chi	L	14-17												

Total Points: Eagles 446 - Bears 768

Longest Eagles Winning Streak: 4 (1999-2002 current)

At Lincoln Financial Field: (0-0)

Sweeps: Bears (1936,83)

f - NFC First Round Playoff; d - NFC Divisional Playoff

Longest Eagles Losing Streak: 10 (1935-47)

At Soldier Field: (2-6-0)

\*Game played in Champaign, IL





Cincinnati Bengals				Overall: 3-6-0				Home: 3-3-0		Away: 0-3-0		Playoffs: 0-0			
Date	Site	Result	Score	Date	Site	Result	Score	Date	Site	Result	Score	Date	Site	Result	Score
S-19-71	Cin	L	14-37	N-21-82	Phila	L	14-18	D-24-94	Cin	L	30-33				
D-07-75	Phila	L	0-31	S-11-88	Phila	L	24-28	N-30-97	Phila	W	44-42				
O-28-79	Cin	L	13-37	N-17-91	Phila	W	17-10	D-24-00	Phila	W	16-7				

Total Points: - Eagles 172 - Bengals 243

Longest Eagles Winning Streak: 2 (1997-2000 current)

At Lincoln Financial Field: (0-0)

Longest Eagles Losing Streak: 5 (1971-88)

At Paul Brown Stadium: (0-0-0)

Cleveland Browns				Overall: 13-31-1				Home: 8-13-0				Away: 5-18-1				Playoffs: 0-0			
Date	Site	Result	Score	Date	Site	Result	Score	Date	Site	Result	Score	Date	Site	Result	Score	Date	Site	Result	Score
S-16-50	Phila	L	10-35	O-20-57	Phila	W	17-7	O-03-65	Phila	L	17-35								
D-03-50	Cle	L	7-13	N-23-58	Cle	L	14-28	N-07-65	Cle	L	34-38								
N-11-51	Cle	L	17-20	D-07-58	Phila	L	14-21	N-13-66	Cle	L	7-27								
D-16-51	Phila	L	9-24	N-08-59	Cle	L	7-28	D-11-66	Phila	W	33-21								
O-19-52	Phila	L	7-49	D-13-59	Phila	L	21-28	D-17-67	Phila	W	28-24								
N-23-52	Cle	W	28-20	S-25-60	Phila	L	24-41	N-24-68	Cle	L	13-47								
O-10-53	Cle	L	13-37	O-23-60	Cle	W	31-29	S-21-69	Phila	L	20-27								
D-13-53	Phila	W	42-27	S-17-61	Phila	W	27-20	S-24-72	Phila	L	17-27								
S-26-54	Phila	W	28-10	N-19-61	Cle	L	24-45	N-14-76	Cle	L	3-24								
N-21-54	Cle	L	0-6	S-30-62	Phila	W	35-7	N-04-79	Phila	L	19-24								
O-09-55	Cle	L	17-21	N-04-62	Cle	T	14-14	S-19-82	Cle	W	24-21								
N-13-55	Phila	W	33-17	O-20-63	Cle	L	7-37	O-16-88	Cle	L	3-19								
N-18-56	Phila	L	0-16	N-03-63	Phila	L	17-23	N-10-91	Cle	W	32-30								
D-02-56	Cle	L	14-17	S-27-64	Phila	L	20-28	N-13-94	Phila	L	7-26								
O-13-57	Cle	L	7-24	N-29-64	Cle	L	24-38	D-10-00	Cle	W	35-24								

Total Points: Eagles 820 - Browns 1,144

Longest Eagles Winning Streak: 2 (three times)

At Lincoln Financial Field: (0-0)

Sweeps: Browns (1950,51,56,58,59,63,64,65)

Longest Eagles Losing Streak: 7 (1963-66)

At Cleveland Browns Stadium: (1-0-0)

## EAGLES ON FOREIGN SOIL

During their history, the Eagles have played four preseason games outside of the United States, compiling a 1-3 record along the way. The Eagles three most recent ventures abroad were as participants in the NFL's American Bowl series, a series that has included games in London, Berlin, and Tokyo. In 1989, Philadelphia opened its preseason with a victory over Cleveland in the fourth annual American Bowl in London, England. The Birds returned to London's Wembley Stadium two years later for the sixth American Bowl in Great Britain and fell to the defending AFC Champion Buffalo Bills in the preseason opener for both clubs. The results of the Eagles games on foreign soil are as follows:

August 5, 1978	vs. New Orleans	....L....	7-14	. Mexico City (Estadio Olimpico)
August 6, 1989	vs. Cleveland	.....W....	17-13	. London, England (Wembley Stadium)
July 28, 1991	vs. Buffalo	.....L....	13-17	. London, England (Wembley Stadium)
August 1, 1993	vs. New Orleans	....L....	28-16	. Tokyo, Japan (Tokyo Dome)





Dallas Cowboys				Overall: 38-51-0				Home: 23-20-0				Away: 15-31-0				Playoffs: 1-2			
Date	Site	Result	Score	Date	Site	Result	Score	Date	Site	Result	Score	Date	Site	Result	Score	Date	Site	Result	Score
S-30-60	Dal	W	27-25	N-23-75	Dal	L	17-27	D-23-90	Phila	W	17-3								
O-22-61	Dal	W	43-7	S-12-76	Dal	L	7-27	S-15-91	Dal	W	24-0								
N-26-61	Phila	W	35-13	D-05-76	Phila	L	7-26	D-15-91	Phila	L	13-25								
O-14-62	Dal	L	19-41	O-23-77	Phila	L	10-16	O-05-92	Phila	W	31-7								
N-25-62	Phila	W	28-14	D-04-77	Dal	L	14-24	N-01-92	Dal	L	10-20								
O-06-63	Phila	W	24-21	O-22-78	Dal	L	7-14	J-10-93	d Dal	L	10-34								
N-17-63	Dal	L	20-27	D-10-78	Phila	L	13-31	O-31-93	Phila	L	10-23								
N-15-64	Dal	W	17-14	N-12-79	Dal	W	31-21	D-06-93	Dal	L	17-23								
D-06-64	Phila	W	24-14	D-08-79	Phila	L	17-24	O-16-94	Dal	L	13-24								
O-10-65	Dal	W	35-24	O-19-80	Phila	W	17-10	D-04-94	Phila	L	19-31								
D-05-65	Phila	L	19-21	D-21-80	Dal	L	27-35	N-06-95	Dal	L	12-34								
O-09-66	Dal	L	7-56	J-11-81	c Phila	W	20-7	D-10-95	Phila	W	20-17								
D-06-66	Phila	W	24-23	N-01-81	Phila	L	14-17	J-07-96	d Dal	L	11-30								
O-29-67	Phila	W	21-14	D-13-81	Dal	L	10-21	S-30-96	Phila	L	19-23								
D-10-67	Dal	L	17-38	D-26-82	Dal	W	24-20	N-03-96	Dal	W	31-21								
S-29-68	Phila	L	13-45	O-16-83	Dal	L	7-37	S-15-97	Dal	L	20-21								
O-13-68	Dal	L	14-34	N-06-83	Phila	L	20-27	O-26-97	Phila	W	13-12								
O-05-69	Phila	L	7-38	S-16-84	Dal	L	17-23	N-02-98	Phila	L	0-34								
O-19-69	Dal	L	14-49	D-02-84	Phila	L	10-26	D-20-98	Dal	L	9-13								
S-20-70	Phila	L	7-17	O-20-85	Phila	W	16-14	O-10-99	Phila	W	13-10								
N-01-70	Dal	L	17-21	N-24-85	Dal	L	17-34	D-12-99	Dal	L	10-20								
S-26-71	Phila	L	7-42	O-19-86	Phila	L	14-17	S-03-00	Dal	W	41-14								
N-14-71	Dal	L	7-20	D-14-86	Dal	W	23-21	N-05-00	Phila	W (OT)	16-13								
S-17-72	Dal	L	6-28	O-11-87	Dal	L	22-41	S-30-01	Phila	W	40-18								
N-19-72	Phila	L	7-28	O-25-87	Phila	W	37-20	N-18-01	Dal	W	36-3								
O-28-73	Phila	W	30-16	O-23-88	Phila	W	24-23	S-22-02	Phila	W	44-13								
N-18-73	Dal	L	10-31	D-18-88	Dal	W	23-7	D-21-02	Dal	W	27-3								
S-23-74	Phila	W	13-10	N-23-89	Dal	W	27-0	O-12-03	Dal	L	21-23								
O-20-74	Dal	L	24-31	D-10-89	Phila	W	20-10	D-07-03	Phila	W	36-10								
O-26-75	Phila	L	17-20	O-28-90	Dal	W	21-20												

Total Points: Eagles 1,669 - Cowboys 1,944

Longest Eagles Winning Streak: 8 (1987-91)

At Lincoln Financial Field: (1-0-0)

Sweeps: Eagles (1961,64,88,89,90,2000,01,02), Cowboys (1968,69,70,71,72,75,76,77,78,81,83,84,93,94,98)

c - NFC Championship; d - NFC Divisional Playoffs

Longest Eagles Losing Streak: 11 (1967-72)

At Texas Stadium: (11-24-0)

Denver Broncos				Overall: 6-3-0				Home: 4-1-0				Away: 2-2-0				Playoffs: 0-0			
Date	Site	Result	Score	Date	Site	Result	Score	Date	Site	Result	Score	Date	Site	Result	Score				
O-31-71	Phila	W	17-16	S-18-83	Den	W	13-10	S-20-92	Phila	W	30-0								
D-14-75	Den	L	10-25	S-21-86	Phila	L	7-33	N-12-95	Phila	W	31-13								
S-07-80	Phila	W	27-6	O-29-89	Den	W	28-24	O-04-98	Den	L	16-41								

Total Points: Eagles 179 - Broncos 168

Longest Eagles Winning Streak: 3 (1989-95)

At Lincoln Financial Field: (0-0)

Longest Eagles Losing Streak: 1 (three times)

At Invesco Field at Mile High: (0-0)

Detroit Lions				Overall: 12-12-2				Home: 7-8-0				Away: 5-4-2				Playoffs: 1-0			
Date	Site	Result	Score	Date	Site	Result	Score	Date	Site	Result	Score	Date	Site	Result	Score	Date	Site	Result	Score
O-18-33	Phila	L	0-25	O-03-49	Det	W	22-14	D-15-74	Phila	W	28-17								
O-14-34	Phila	L	0-10	N-18-51	Phila	L	10-28	O-02-77	Det	L	13-17								
S-20-35	Det	L	0-35	D-05-54	Det	T	13-13	D-02-79	Phila	W	44-7								
O-11-36	Phila	L	0-23	N-10-57	Phila	L	16-27	N-04-84	Det	T (OT)	23-23								
D-04-38	Det	W	21-7	O-16-60	Phila	W	28-10	N-16-86	Phila	L	11-13								
N-17-40	Phila	L	0-21	D-17-61	Det	W	27-24	D-30-95	f Phila	W	58-37								
N-16-41	Det	L	17-21	D-19-65	Phila	L	28-35	S-15-96	Phila	W	24-17								
O-14-45	Det	L	24-28	N-28-68	Det	W	12-0	N-08-98	Phila	W	10-9								
D-12-48	Phila	W	45-21	D-05-71	Det	W	23-20												

Total Points: Eagles 497 - Lions 502

Longest Eagles Winning Streak: 3 (1968-74 & 1995-98 current)

At Lincoln Financial Field: (0-0)

Longest Eagles Losing Streak: 4 (1933-36)

At Ford Field: (0-0)

Note: franchise in Portsmouth prior to 1934 and known as the Spartans

f - NFC First Round Playoffs





Green Bay Packers				Overall: 12-22-0				Home: 8-7-0				Away: 4-15-0				Playoffs: 2-0			
Date	Site	Result	Score	Date	Site	Result	Score	Date	Site	Result	Score	Date	Site	Result	Score				
O-29-33	GB	L	9-35	O-30-54	Phila	L	14-37	S-01-91	GB	W	20-3								
D-03-33	Phila	L	0-10	O-26-58	GB	L	35-38	N-15-92	Mil	L	24-27								
S-16-34	GB	L	6-19	D-26-60	c Phila	W	17-13	S-12-93	GB	W	20-17								
D-08-35	Phila	L	6-13	N-11-62	Phila	L	0-49	S-18-94	Phila	W	13-7								
N-14-37	Mil	L	7-37	S-15-68	GB	L	13-30	S-09-96	GB	L	13-39								
N-12-39	Phila	L	16-23	O-25-70	Mil	L	17-30	S-07-97	Phila	W	10-9								
S-15-40	GB	L	20-27	D-01-74	Phila	W	36-14	N-29-98	GB	L	16-24								
N-29-42	Phila	L	0-7	O-17-76	GB	L	13-28	S-17-00	GB	L	3-6								
O-13-46	Phila	L	7-19	N-05-78	Phila	W	10-3	N-10-03	GB	W	17-14								
D-14-47	Phila	W	28-14	N-25-79	GB	W	21-10	J-11-04	d Phila	W (OT)	20-17								
O-14-51	GB	L	24-37	O-18-87	GB	L (OT)	10-16												
N-02-52	Mil	L	10-12	D-16-90	Phila	W	31-0												

Total Points: Eagles 506 - Packers 684

Longest Eagles Winning Streak: 2 (four times)

At Lincoln Financial Field: (1-0-0)

Sweeps: Eagles (2003), Packers (1933)

c - NFL Championship, d - NFC Divisional Playoff

Longest Eagles Losing Streak: 9 (1933-46)

At Lambeau Field: (4-7-0)

Houston Texans				Overall: 1-0-0	Home: 1-0-0	Away: 0-0-0	Playoffs: 0-0
Date	Site	Result	Score				
S-29-02	Phila	W	35-17				

Total Points: Eagles 35 - Texans 17

Longest Eagles Winning Streak: 1

At Lincoln Financial Field: (0-0)

Longest Eagles Losing Streak: 0

At Reliant Stadium: (0-0-0)

Indianapolis Colts				Overall: 7-9-0				Home: 4-5-0				Away: 3-4-0				Playoffs: 0-0			
Date	Site	Result	Score	Date	Site	Result	Score	Date	Site	Result	Score	Date	Site	Result	Score	Date	Site	Result	Score
O-15-50	Bal	W	24-14	S-29-74	Phila	W	30-10	D-13-93	Ind	W	20-10								
N-15-53	Phila	W	45-14	O-01-78	Bal	W	17-14	D-05-96	Ind	L	10-37								
N-21-65	Bal	L	24-34	N-15-81	Phila	W	38-13	N-21-99	Phila	L	17-44								
S-24-67	Phila	L	6-38	O-30-83	Phila	L	21-22	N-10-02	Phila	L	13-35								
O-13-69	Bal	L	20-24	O-14-84	Phila	W	16-7												
D-06-70	Bal	L	10-29	S-30-90	Phila	L	23-24												

Total Points: Eagles 334 - Colts 369

Longest Eagles Winning Streak: 3 (1974-81)

At Lincoln Financial Field: (0-0)

Note: franchise in Baltimore prior to 1984

Longest Eagles Losing Streak: 4 (1965-70)

At RCA Dome: (1-1-0)

Jacksonville Jaguars				Overall: 0-2-0		Home: 0-0-0		Away: 0-2-0		Playoffs: 0-0	
Date	Site	Result	Score	Date	Site	Result	Score				
0-12-07	Jax	L	21-38	0-06-02	Jax	L	25-28				

Total Points: Eagles 46 - Jaguars 66

Longest Eagles Winning Streak: 0

At Lincoln Financial Field: (0-0)

Longest Eagles Losing Streak: 2 (1997-2002 current)

At ALLTEL Stadium: (0-2-0)

Kansas City Chiefs				Overall: 2-2-0	Home: 0-1-0	Away: 2-1-0	Playoffs: 0-0
Date	Site	Result	Score	Date	Site	Result	Score
0-22-72	KC	W	21-20	S-27-98	Phila	L	21-24
0-11-92	KC	L	17-24	N-29-01	KC	W	23-10

Total Points: Eagles 82 - Chiefs 78

Longest Eagles Winning Streak: 1

At Lincoln Financial Field: (0-0)

Longest Eagles Losing Streak: 2 (1992-98)

At Arrowhead Stadium: (2-1-0)





Miami Dolphins				Overall: 4-7-0				Home: 3-2-0				Away: 1-5-0				Playoffs: 0-0			
Date	Site	Result	Score	Date	Site	Result	Score	Date	Site	Result	Score	Date	Site	Result	Score				
N-08-70	Phila	W	24-17	N-11-84	Mia	L	23-24	O-20-96	Phila	W	35-28								
O-12-75	Mia	L	16-24	D-13-87	Phila	L	10-28	O-24-99	Mia	L	13-16								
S-24-78	Phila	W	17-3	D-09-90	Mia	L (OT)	20-23	D-15-03	Mia	W	34-27								
N-30-81	Mia	L	10-13	N-14-93	Phila	L	14-19												
Total Points: Eagles 216 - Dolphins 222																			
Longest Eagles Winning Streak: 1																			
At Lincoln Financial Field: (0-0)																			
Longest Eagles Losing Streak: 5 (1981-93)																			
At Pro Player Stadium: (1-2-0)																			

Minnesota Vikings				Overall: 8-11-0				Home: 6-5-0				Away: 2-6-0				Playoffs: 1-0			
Date	Site	Result	Score	Date	Site	Result	Score	Date	Site	Result	Score	Date	Site	Result	Score				
O-28-62	Min	L	21-31	S-14-80	Min	W	42-7	N-19-89	Phila	W	10-9								
D-16-63	Phila	L	13-34	J-03-81	d Phila	W	31-16	O-15-90	Phila	W	32-24								
D-15-68	Phila	L	17-24	O-18-81	Min	L	23-35	D-06-92	Phila	W	28-17								
O-10-71	Phila	L	0-13	S-09-84	Phila	W	19-17	S-28-97	Min	L	19-28								
O-21-73	Min	L	21-28	D-01-85	Phila	L	23-28	N-11-01	Phila	W	48-17								
O-24-76	Phila	L	12-31	D-22-85	Min	W	37-35												
D-03-78	Min	L	27-28	S-25-88	Min	L	21-23												
Total Points: Eagles 444 - Vikings 445																			
Longest Eagles Winning Streak: 3 (1989-92)																			
At Lincoln Financial Field: (0-0)																			
Sweeps: Eagles (1980)																			
d - NFC Divisional Playoff																			
Longest Eagles Losing Streak: 7 (1962-78)																			
At Hubert H. Humphrey Metrodome: (1-2-0)																			

New England Patriots				Overall: 6-3-0				Home: 5-1-0				Away: 1-2-0				Playoffs: 0-0			
Date	Site	Result	Score	Date	Site	Result	Score	Date	Site	Result	Score	Date	Site	Result	Score				
N-04-73	Phila	W	24-23	S-13-81	Phila	W	13-3	N-04-90	Phila	W	48-20								
N-27-77	NE	L	6-14	D-09-84	Phila	W	27-17	D-19-99	Phila	W	24-9								
O-08-78	NE	L	14-24	N-29-87	NE	W (OT)	34-31	S-14-03	Phila	L	10-31								
Total Points: Eagles 200 - Patriots 172																			
Longest Eagles Winning Streak: 5 (1981-99)																			
At Lincoln Financial Field: (0-1-0)																			
Longest Eagles Losing Streak: 2 (1977-78)																			
At Gillette Stadium: (0-0)																			

New Orleans Saints				Overall: 15-8-0				Home: 8-2-0				Away: 7-6-0				Playoffs: 1-0			
Date	Site	Result	Score	Date	Site	Result	Score	Date	Site	Result	Score	Date	Site	Result	Score				
N-05-67	NO	L	24-31	S-17-78	NO	W	24-17	O-13-91	Phila	L	6-13								
N-19-67	Phila	W	48-21	S-16-79	NO	W	26-14	S-06-92	Phila	W	15-13								
D-08-68	Phila	W	29-17	N-09-80	NO	W	34-21	J-03-93	f NO	W	36-20								
O-26-69	Phila	W	13-10	O-11-81	NO	W	31-14	D-26-93	Phila	W	37-26								
N-30-69	NO	L	17-26	D-11-83	Phila	L	17-20	O-01-95	NO	W	15-10								
O-29-72	NO	L	3-21	O-06-85	NO	L	21-23	S-24-00	NO	W	21-7								
O-27-74	NO	L	10-14	S-20-87	Phila	W	27-17	N-23-03	Phila	W	33-20								
N-06-77	Phila	W	28-7	D-18-89	NO	L	20-30												
Total Points: Eagles 535 - Saints 412																			
Longest Eagles Winning Streak: 6 (1992-2003 current)																			
At Lincoln Financial Field: (1-0-0)																			
Longest Eagles Losing Streak: 3 (1969-74)																			
At Louisiana Superdome: (7-2-0)																			
Sweeps: Eagles (1992)																			
f - NFC First Round Playoff																			





New York Giants				Overall: 63-75-2				Home: 36-32-1				Away: 27-43-1				Playoffs: 0-2			
Date	Site	Result	Score	Date	Site	Result	Score	Date	Site	Result	Score	Date	Site	Result	Score	Date	Site	Result	Score
O-15-33	NY	L	0-56	N-17-57	NY	L	0-13	D-27-81	f Phila	L	21-27	D-27-81	f Phila	L	21-27	D-27-81	f Phila	L	21-27
D-10-33	Phila	L	14-20	O-05-58	Phila	W	27-24	D-11-82	NY	L	7-23	D-11-82	NY	L	7-23	D-11-82	NY	L	7-23
O-28-34	NY	L	0-17	N-30-58	NY	L	10-24	J-22-83	Phila	L	24-26	J-22-83	Phila	L	24-26	J-22-83	Phila	L	24-26
D-03-34	Phila	W	6-0	O-04-59	Phila	W	49-21	O-09-83	NY	W	17-13	O-09-83	NY	W	17-13	O-09-83	NY	W	17-13
N-24-35	NY	L	0-10	O-18-59	NY	L	7-24	N-20-83	Phila	L	0-23	N-20-83	Phila	L	0-23	N-20-83	Phila	L	0-23
D-01-35	Phila	L	14-21	N-20-60	NY	W	17-10	S-02-84	NY	L	27-28	S-02-84	NY	L	27-28	S-02-84	NY	L	27-28
S-13-36	Phila	W	10-7	N-27-60	Phila	W	31-23	O-21-84	Phila	W	24-10	O-21-84	Phila	W	24-10	O-21-84	Phila	W	24-10
O-25-36	NY	L	17-21	N-12-61	NY	L	21-38	S-08-85	NY	L	0-21	S-08-85	NY	L	0-21	S-08-85	NY	L	0-21
O-03-37	Phila	L	7-16	D-10-61	Phila	L	24-28	S-29-85	Phila	L (OT)	10-16	S-29-85	Phila	L (OT)	10-16	S-29-85	Phila	L (OT)	10-16
O-17-37	NY	L	0-21	S-23-62	Phila	L	13-29	O-12-86	NY	L	3-35	O-12-86	NY	L	3-35	O-12-86	NY	L	3-35
S-25-38	Phila	W	14-10	N-18-62	NY	L	14-19	N-09-86	Phila	L	14-17	N-09-86	Phila	L	14-17	N-09-86	Phila	L	14-17
O-16-38	NY	L	7-17	S-29-63	Phila	L	14-37	N-15-87	Phila	L	17-20	N-15-87	Phila	L	17-20	N-15-87	Phila	L	17-20
S-24-39	Phila	L	3-13	N-10-63	NY	L	14-42	D-06-87	NY	L (OT)	20-23	D-06-87	NY	L (OT)	20-23	D-06-87	NY	L (OT)	20-23
O-15-39	NY	L	10-27	S-13-64	Phila	W	38-7	O-10-88	Phila	W	24-13	O-10-88	Phila	W	24-13	O-10-88	Phila	W	24-13
S-28-40	Phila	L	14-20	O-18-64	NY	W	23-17	N-20-88	NY	W (OT)	23-17	N-20-88	NY	W (OT)	23-17	N-20-88	NY	W (OT)	23-17
O-13-40	NY	L	7-17	S-26-65	Phila	L	14-16	O-08-89	Phila	W	21-19	O-08-89	Phila	W	21-19	O-08-89	Phila	W	21-19
S-13-41	Phila	L	0-24	O-17-65	NY	L	27-35	D-03-89	NY	W	24-17	D-03-89	NY	W	24-17	D-03-89	NY	W	24-17
O-12-41	NY	L	0-16	S-25-66	Phila	W	35-17	S-09-90	NY	L	20-27	S-09-90	NY	L	20-27	S-09-90	NY	L	20-27
O-11-42	NY	L	17-35	O-23-66	NY	W	31-3	N-25-90	Phila	W	31-13	N-25-90	Phila	W	31-13	N-25-90	Phila	W	31-13
N-08-42	Phila	L	0-14	N-26-67	NY	L	7-44	N-04-91	Phila	W	30-7	N-04-91	Phila	W	30-7	N-04-91	Phila	W	30-7
O-29-44	NY	W	24-17	S-22-68	Phila	L	25-34	D-08-91	NY	W	19-14	D-08-91	NY	W	19-14	D-08-91	NY	W	19-14
N-12-44	Phila	T	21-21	N-17-68	NY	L	6-7	N-22-92	NY	W	47-34	N-22-92	NY	W	47-34	N-22-92	NY	W	47-34
N-11-45	Phila	W	38-17	N-02-69	NY	W	23-20	D-27-92	Phila	W	20-10	D-27-92	Phila	W	20-10	D-27-92	Phila	W	20-10
D-02-45	NY	L	21-28	O-11-70	NY	L	23-30	O-17-93	NY	L	10-21	O-17-93	NY	L	10-21	O-17-93	NY	L	10-21
N-03-46	Phila	W	24-14	N-23-70	Phila	W	23-20	N-21-93	Phila	L	3-7	N-21-93	Phila	L	3-7	N-21-93	Phila	L	3-7
N-10-46	NY	L	17-45	O-24-71	Phila	W	23-7	S-04-94	NY	L	23-28	S-04-94	NY	L	23-28	S-04-94	NY	L	23-28
O-05-47	Phila	W	23-0	D-19-71	NY	W	41-28	D-18-94	Phila	L	13-16	D-18-94	Phila	L	13-16	D-18-94	Phila	L	13-16
N-09-47	NY	W	41-24	O-02-72	Phila	L	12-27	O-15-95	NY	W	17-14	O-15-95	NY	W	17-14	O-15-95	NY	W	17-14
O-10-48	Phila	W	45-0	N-26-72	NY	L	10-62	N-19-95	Phila	W	28-19	N-19-95	Phila	W	28-19	N-19-95	Phila	W	28-19
N-07-48	NY	W	35-14	S-23-73	NY	T	23-23	O-13-96	NY	W	19-10	O-13-96	NY	W	19-10	O-13-96	NY	W	19-10
D-04-49	NY	W	24-3	N-25-73	Phila	W	20-16	D-01-96	Phila	W	24-0	D-01-96	Phila	W	24-0	D-01-96	Phila	W	24-0
D-11-49	Phila	W	17-3	O-13-74	Phila	W	35-7	A-31-97	NY	L	17-31	A-31-97	NY	L	17-31	A-31-97	NY	L	17-31
N-26-50	NY	L	3-7	D-08-74	N. Haven	W	20-7	D-07-97	Phila	L	21-31	D-07-97	Phila	L	21-31	D-07-97	Phila	L	21-31
D-10-50	Phila	L	7-9	S-21-75	Phila	L	14-23	N-22-98	NY	L	0-20	N-22-98	NY	L	0-20	N-22-98	NY	L	0-20
O-21-51	NY	L	24-26	N-16-75	NY	W	13-10	D-27-98	Phila	L	10-21	D-27-98	Phila	L	10-21	D-27-98	Phila	L	10-21
D-09-51	Phila	L	7-23	S-19-76	Phila	W	20-7	O-03-99	NY	L	15-16	O-03-99	NY	L	15-16	O-03-99	NY	L	15-16
O-04-52	Phila	L	7-31	O-31-76	NY	W	10-0	O-31-99	Phila	L (OT)	17-23	O-31-99	Phila	L (OT)	17-23	O-31-99	Phila	L (OT)	17-23
O-26-52	NY	W	14-10	O-09-77	NY	W	28-10	S-10-00	Phila	L	18-33	S-10-00	Phila	L	18-33	S-10-00	Phila	L	18-33
N-08-53	Phila	W	30-7	D-11-77	Phila	W	17-14	O-29-00	NY	L	7-24	O-29-00	NY	L	7-24	O-29-00	NY	L	7-24
N-29-53	NY	L	28-37	N-19-78	NY	W	19-17	J-07-01	d NY	L	10-20	J-07-01	d NY	L	10-20	J-07-01	d NY	L	10-20
N-14-54	NY	L	14-27	D-17-78	Phila	W	20-3	O-22-01	NY	W	10-9	O-22-01	NY	W	10-9	O-22-01	NY	W	10-9
D-12-54	Phila	W	29-14	S-02-79	Phila	W	23-17	D-30-01	Phila	W	24-21	D-30-01	Phila	W	24-21	D-30-01	Phila	W	24-21
S-24-55	Phila	W	27-17	S-23-79	NY	W	17-13	O-28-02	Phila	W	17-3	O-28-02	Phila	W	17-3	O-28-02	Phila	W	17-3
N-20-55	NY	L	7-31	S-22-80	Phila	W	35-3	D-28-02	NY	L (OT)	7-10	D-28-02	NY	L (OT)	7-10	D-28-02	NY	L (OT)	7-10
O-28-56	NY	L	3-20	O-12-80	NY	W	31-16	O-19-03	NY	W	14-10	O-19-03	NY	W	14-10	O-19-03	NY	W	14-10
D-15-56	Phila	L	7-21	S-06-81	NY	W	24-10	N-16-03	Phila	W	28-10	N-16-03	Phila	W	28-10	N-16-03	Phila	W	28-10
O-05-57	Phila	L	20-24	N-22-81	Phila	L	10-20												

Total Points: Eagles 2,473 - Giants 2,643

Longest Eagles Winning Streak: 12 (1975-81)

Longest Eagles Losing Streak: 9 (1938-42, 1997-2000)

At Lincoln Financial Field: (1-0-0)

At Giants Stadium: (15-14-0)

Sweeps: Eagles (1947,48,49,60,64,66,71,74,76,77,78,79,80,88,89,91,92,95,96, 2001, 03),

Giants (1933,35,37,39,40,41,42,50,51,56,57,61,62,63,65,68,72,82,85,86,87,93,94,97,98,99, 2000)

f - NFC First Round Playoff; d - NFC Divisional Playoff

New York Jets				Overall: 7-0-0				Home: 4-0-0				Away: 3-0-0				Playoffs: 0-0			
Date	Site	Result	Score	Date	Site	Result	Score	Date	Site	Result	Score	Date	Site	Result	Score	Date	Site	Result	Score
D-09-73	Phila	W	24-23	D-20-87	NY	W	38-27	O-26-03	Phila	W	24-17								
D-18-77	Phila	W	27-0	O-03-93	NY	W	35-30												
N-12-78	Phila	W	17-9	D-14-96	NY	W	21-20												

Total Points: Eagles 186 - Jets 126

Longest Eagles Winning Streak: 7 (1973-2003 current)

Longest Eagles Losing Streak: 0

At Lincoln Financial Field: (1-0-0)

At Giants Stadium: (3-0-0)





Oakland Raiders				Overall: 4-5-0				Home: 3-2-0				Away: 1-3-0				Playoffs: 0-1			
Date	Site	Result	Score	Date	Site	Result	Score	Date	Site	Result	Score	Date	Site	Result	Score				
0-17-71	Oak	L	10-34	1-25-81	s NO	L	10-27	N-08-92	Phila	W	31-10								
N-21-76	Phila	L	7-26	N-30-86	LA	W (OT)	33-27	S-24-95	Oak	L	17-48								
N-23-80	Phila	W	10-7	0-22-89	Phila	W	10-7	0-28-01	Phila	L	10-20								

**Total Points:** Eagles 138 - Raiders 206  
**Longest Eagles Winning Streak:** 3 (1986-92)  
**At Lincoln Financial Field:** (0-0)  
**Longest Eagles Losing Streak:** 2 (1971-76, 1995-2001 current)  
**At Network Associates Coliseum:** (0-2-0)  
*Note: franchise in Oakland prior to 1982 and Los Angeles from 1982-95*  
 s - Super Bowl XV

Pittsburgh Steelers				Overall: 46-26-3				Home: 25-8-2				Away: 21-18-1				Playoffs: 1-0			
Date	Site	Result	Score	Date	Site	Result	Score	Date	Site	Result	Score	Date	Site	Result	Score	Date	Site	Result	Score
N-19-33	Phila	W	25-6	D-21-47	d Pit	W	21-0	N-06-60	Phila	W	34-7	D-11-60	Pit	L	21-27				
S-26-34	Pit	W	17-0	O-31-48	Pit	W	34-7	O-28-61	Phila	W	21-16	D-03-61	Pit	W	35-24				
O-07-34	Phila	L	7-9	N-28-48	Phila	W	17-0	O-06-62	Pit	L	7-13	O-09-62	Phila	L	17-26				
S-13-35	Phila	L	7-17	O-30-49	Pit	W	38-7	S-15-63	Phila	T	21-21	D-01-63	Pit	T	20-20				
O-09-35	Pit	W	17-6	N-27-49	Phila	W	34-17	O-04-64	Phila	W	21-7	O-25-64	Pit	W	34-10				
O-14-36	Pit	L	0-17	O-22-50	Pit	W	17-10	O-24-65	Phila	L	14-20	D-12-65	Pit	W	47-13				
N-05-36	Johnstown,PA	L	0-6	N-05-50	Phila	L	7-9	0-16-66	Pit	W	31-14	D-04-66	Phila	W	27-23				
S-05-37	Pit	L	14-27	N-04-51	Pit	W	34-13	O-01-67	Phila	W	34-24	O-27-68	Pit	L	3-6				
O-31-37	Pit	L	7-16	N-25-51	Phila	L	13-17	S-28-69	Phila	W	41-27	D-20-70	Phila	W	30-20				
S-16-38	Buffalo	W	27-7	S-28-52	Pit	W	31-25	N-03-74	Pit	L	0-27	S-30-79	Phila	W	17-14				
N-20-38	Charleston,WV	W	14-7	O-12-52	Phila	W	26-21	N-13-88	Pit	W	27-26	S-22-91	Phila	W	23-14				
N-23-39	Phila	W	17-14	O-17-53	Phila	W	23-17	D-11-94	Pit	L	3-14	N-23-97	Phila	W	23-20				
N-26-39	Pit	L	12-24	N-01-53	Pit	W	35-7	N-12-00	Pit	W (OT)	26-23								
N-10-40	Pit	L	3-7	O-09-54	Phila	W	24-22												
N-28-40	Phila	W	7-0	S-23-54	Pit	L	7-17												
S-21-41	Pit	W	10-7	O-15-55	Pit	L	7-13												
N-09-41	Phila	T	7-7	O-30-55	Phila	W	24-0												
S-13-42	Pit	W	24-14	O-14-56	Pit	W	35-21												
O-18-42	Phila	L	0-14	N-11-56	Phila	W	14-7												
N-04-45	Pit	W	45-3	O-27-57	Pit	L	0-6												
N-18-45	Phila	W	30-6	D-01-57	Phila	W	7-6												
N-17-46	Pit	L	7-10	O-12-58	Pit	L	3-24												
D-01-46	Phila	W	10-7	N-09-58	Phila	L	24-31												
O-19-47	Pit	L	24-35	O-11-59	Phila	W	28-24												
N-30-47	Phila	W	21-0	N-29-59	Pit	L	0-31												

**Total Points:** Eagles 1,432 - Steelers 1,064  
**Longest Eagles Winning Streak:** 7 (1947-50)  
**At Lincoln Financial Field:** (0-0)  
**Longest Eagles Losing Streak:** 4 (1936-37)  
**At Heinz Field:** (0-0)  
**Sweeps:** Eagles (1938,45,48,49,52,53,56,61,64,66), Pirates/Steelers (1936,37,58,62)  
*Note: Steelers known as Pirates prior to 1941*  
 d - Division Playoff

St. Louis Rams				Overall: 16-18-1				Home: 13-9-0				Away: 3-9-1				Playoffs: 1-2			
Date	Site	Result	Score	Date	Site	Result	Score	Date	Site	Result	Score	Date	Site	Result	Score	Date	Site	Result	Score
S-21-37	Phila	L	3-21	N-27-55	Phila	L	21-23	S-15-85	Phila	L	6-17								
D-03-39	Col. Springs,CO	L	13-35	S-30-56	LA	L	7-27	S-28-86	Phila	W	34-20								
S-22-40	Clev	L	13-21	S-27-57	LA	L	13-17	N-06-88	Phila	W	30-24								
S-20-42	Akron	L	14-24	N-22-59	Phila	W	23-20	D-31-89	f Phila	L	7-21								
D-10-44	Phila	W	26-13	N-08-64	LA	L	10-20	S-23-90	LA	W	27-21								
N-28-45	Phila	W	28-14	N-12-67	LA	L	17-33	0-29-95	Phila	W	20-9								
S-29-46	LA	W	25-14	N-16-69	Phila	L	17-23	D-03-98	Phila	W	17-14								
0-26-47	Phila	W	14-7	0-15-72	Phila	L	3-34	J-02-00	Phila	W	38-31								
0-03-48	LA	T	28-28	N-03-75	Phila	L	3-42	S-09-01	Phila	L (OT)	17-20								
N-06-49	Phila	W	38-14	S-25-77	LA	L	0-20	J-27-02	c StL	L	24-29								
D-18-49	c LA	W	14-0	S-03-78	Phila	L	14-16	D-01-02	Phila	W	10-3								
0-07-50	Phila	W	56-20	D-04-83	Phila	W	13-9												

**Total Points:** Eagles 643 - Rams 704  
**Longest Eagles Winning Streak:** 4 (1944-47, 1990-2000)  
**At Lincoln Financial Field:** (0-0)  
**Longest Eagles Losing Streak:** 7 (1964-78)  
**At Edward Jones Dome:** (0-1-0)  
**Sweeps:** Eagles (1949), Rams (2001)  
*Note: franchise in Cleveland prior to 1946 and Los Angeles from 1946-95*  
 c - NFL/NFC Championship; f - NFC First Round Playoff





## San Diego Chargers

Overall: 3-5-0

Home: 2-1-0

Away: 1-4-0

Playoffs: 0-0

Date	Site	Result	Score
O-06-74	SD	W	13-7
N-30-80	SD	L	21-22
D-15-85	SD	L	14-20

Date	Site	Result	Score
O-26-86	Phila	W	23-7
N-05-89	SD	L	17-20
S-17-95	Phila	L	21-27

Date	Site	Result	Score
O-18-98	SD	L	10-13
D-09-01	Phila	W	24-14

Total Points: Eagles 143 - Chargers 130

Longest Eagles Winning Streak: 1

At Lincoln Financial Field: (0-0)

Longest Eagles Losing Streak: 3 (1989-98)

At Qualcomm Stadium: (1-4-0)

## San Francisco 49ers

Overall: 7-17-1

Home: 2-9-1

Away: 5-8-0

Playoffs: 0-1

Date	Site	Result	Score
O-06-51	Phila	W	21-14
S-27-53	SF	L	21-31
N-25-56	Phila	T	10-10
O-19-58	Phila	L	24-30
S-27-59	SF	L	14-24
S-20-64	Phila	L	24-28
N-20-66	SF	W	35-34
O-15-67	Phila	L	27-28
D-21-69	SF	L	13-14

Date	Site	Result	Score
O-03-71	Phila	L	3-31
D-02-73	SF	L	28-38
N-30-75	Phila	W	27-17
S-03-83	SF	W	22-17
S-23-84	Phila	L	9-21
N-03-85	SF	L	13-24
S-24-89	Phila	L	28-38
O-27-91	Phila	L	7-23
N-29-92	SF	L	14-20

Date	Site	Result	Score
J-03-94	SF	W (OT)	37-34
O-02-94	SF	W	40-8
D-29-96	f SF	L	0-14
N-10-97	Phila	L	14-24
D-22-01	SF	L	3-13
N-25-02	SF	W	38-17
D-21-03	Phila	L (OT)	28-31

Total Points: Eagles 498 - 49ers 583

Longest Eagles Winning Streak: 2 (1975-83 & 1993-94)

At Lincoln Financial Field: (0-1-0)

f - NFC First Round Playoff

Longest Eagles Losing Streak: 5 (1984-92)

At 3Com Park: (4-5-0)

## Seattle Seahawks

Overall: 6-3-0

Home: 2-1-0

Away: 4-2-0

Playoffs: 0-0

Date	Site	Result	Score
D-12-76	Phila	W	27-10
N-02-80	Sea	W	27-20
N-23-86	Sea	L	20-24

Date	Site	Result	Score
S-10-89	Phila	W	31-7
D-13-92	Sea	W (OT)	20-17
D-03-95	Sea	L	14-26

Date	Site	Result	Score
S-06-98	Phila	L	0-38
S-23-01	Sea	W	27-3
D-08-02	Sea	W	27-20

Total Points: Eagles 193 - Seahawks 165

Longest Eagles Winning Streak: 2 (three times)

At Lincoln Financial Field: (0-0)

Longest Eagles Losing Streak: 2 (1995-98)

At Qwest Field: (1-0-0)

## Tampa Bay Buccaneers

Overall: 7-6-0

Home: 5-4-0

Away: 2-2-0

Playoffs: 2-2

Date	Site	Result	Score
S-18-77	Phila	W	13-3
D-29-79	d TB	L	17-24
O-25-81	Phila	W	20-10
S-04-88	TB	W	41-14
O-06-91	TB	L	13-14

Date	Site	Result	Score
S-03-95	Phila	L	6-21
S-19-99	Phila	L	5-19
D-31-00	f Phila	W	21-3
J-06-02	TB	W	17-13
J-12-02	f Phila	W	31-9

Date	Site	Result	Score
O-20-02	Phila	W	20-10
J-19-03	c Phila	L	10-27
S-08-03	Phila	L	0-17

Total Points: Eagles 214 - Buccaneers 184

Longest Eagles Winning Streak: 4 (2000-02)

At Lincoln Financial Field: (0-1-0)

d - NFC Divisional Playoff; f - NFC First Round Playoff; c - NFC Championship

Longest Eagles Losing Streak: 3 (1991-99)

At Raymond James Stadium: (1-0-0)

## Tennessee Titans

Overall: 6-2-0

Home: 3-1-0

Away: 3-1-0

Playoffs: 0-0

Date	Site	Result	Score
N-12-72	Hou	W	18-17
D-16-79	Hou	W	26-20
D-19-82	Phila	W	35-14

Date	Site	Result	Score
O-02-88	Phila	W	32-23
D-02-91	Hou	W	13-6
O-24-94	Phila	W	21-6

Date	Site	Result	Score
D-03-00	Phila	L	13-15
S-08-02	Ten	L	24-27

Total Points: Eagles 182 - Titans 128

Longest Eagles Winning Streak: 6 (1972-94)

At Lincoln Financial Field: (0-0)

Note: franchise in Houston prior to 1997 and known as the Oilers prior to 1999

Longest Eagles Losing Streak: 2 (2000-02 current)

At The Coliseum: (0-1-0)





Washington Redskins				Overall: 60-73-5				Home: 32-35-2				Away: 28-38-3				Playoffs: 0-1			
Date	Site	Result	Score	Date	Site	Result	Score	Date	Site	Result	Score	Date	Site	Result	Score	Date	Site	Result	Score
Q-21-34	Bos	L	0-6	D-14-58	Was	L	0-20	D-06-81	Was	L	13-15	D-06-81	Was	L	13-15				
N-18-34	Phila	L	7-14	N-01-59	Phila	W	30-23	S-12-82	Phila	L (OT)	34-37	S-12-82	Phila	L (OT)	34-37				
N-03-35	Bos	W	7-6	D-06-59	Was	W	34-14	N-28-82	Was	L	9-13	N-28-82	Was	L	9-13				
S-20-36	Phila	L	3-26	N-13-60	Phila	W	19-13	S-11-83	Phila	L	13-23	S-11-83	Phila	L	13-23				
O-18-36	Bos	L	7-17	D-18-60	Was	W	38-28	N-27-83	Was	L	24-28	N-27-83	Was	L	24-28				
O-10-37	Was	W	14-0	S-24-61	Phila	W	14-7	S-30-84	Was	L	0-20	S-30-84	Was	L	0-20				
O-24-37	Phila	L	7-10	O-29-61	Was	W	27-24	N-18-84	Phila	W	16-10	N-18-84	Phila	W	16-10				
S-11-38	Phila	L	23-26	O-21-62	Phila	L	21-27	S-22-85	Was	W	19-6	S-22-85	Was	W	19-6				
O-23-38	Was	L	14-20	D-02-62	Was	W	37-14	O-08-85	Phila	L	12-17	O-08-85	Phila	L	12-17				
S-17-39	Phila	L	0-7	O-13-63	Was	W	37-24	S-07-86	Was	L	14-41	S-07-86	Was	L	14-41				
N-05-39	Was	L	6-7	N-24-63	Phila	L	10-13	D-21-86	Phila	L	14-21	D-21-86	Phila	L	14-21				
O-20-40	Phila	L	17-34	O-11-64	Was	L	20-35	S-13-87	Was	L	24-34	S-13-87	Was	L	24-34				
O-01-40	Was	L	6-13	N-01-64	Phila	L	10-21	N-08-87	Phila	W	31-27	N-08-87	Phila	W	31-27				
O-19-41	Phila	L	17-21	D-03-65	Was	L	21-23	S-19-88	Was	L	10-17	S-19-88	Was	L	10-17				
D-07-41	Was	L	14-20	N-14-65	Phila	W	21-14	D-04-88	Phila	L	19-20	D-04-88	Phila	L	19-20				
O-04-42	Phila	L	10-14	O-30-66	Phila	L	13-27	S-17-89	Was	W	42-37	S-17-89	Was	W	42-37				
N-01-42	Was	L	27-30	D-18-66	Was	W	37-28	N-12-89	Phila	L	3-10	N-12-89	Phila	L	3-10				
O-08-44	Phila	T	31-31	S-17-67	Phila	W	35-24	O-21-90	Was	L	7-13	O-21-90	Was	L	7-13				
N-19-44	Was	W	37-7	D-03-67	Was	T	35-35	N-12-90	Phila	W	28-14	N-12-90	Phila	W	28-14				
O-21-45	Was	L	14-24	O-06-68	Was	L	14-17	J-05-91	Phila	L	6-20	J-05-91	Phila	L	6-20				
N-24-45	Phila	W	16-0	N-10-68	Phila	L	10-16	S-30-91	Was	L	0-23	S-30-91	Was	L	0-23				
O-27-46	Was	W	28-24	N-09-69	Was	T	28-28	D-22-91	Phila	W	24-22	D-22-91	Phila	W	24-22				
N-24-46	Phila	L	10-27	D-07-69	Phila	L	29-34	O-18-92	Was	L	12-16	O-18-92	Was	L	12-16				
S-28-47	Phila	W	45-42	O-04-70	Phila	L	21-33	D-20-92	Phila	W	17-13	D-20-92	Phila	W	17-13				
N-02-47	Was	W	38-14	D-13-70	Was	L	6-24	S-19-93	Phila	W	34-31	S-19-93	Phila	W	34-31				
O-17-48	Was	W	45-0	N-07-71	Was	T	7-7	N-28-93	Was	W	17-14	N-28-93	Was	W	17-14				
N-21-48	Phila	W	42-21	N-28-71	Phila	L	13-20	O-09-94	Phila	W	21-17	O-09-94	Phila	W	21-17				
O-23-49	Phila	W	49-14	O-08-72	Was	L	0-14	O-30-94	Was	W	31-29	O-30-94	Was	W	31-29				
N-13-49	Was	W	44-21	D-03-72	Phila	L	7-23	O-08-95	Phila	W (OT)	37-34	O-08-95	Phila	W (OT)	37-34				
O-29-50	Phila	W	35-3	S-30-73	Phila	L	7-28	N-26-95	Was	W	14-7	N-26-95	Was	W	14-7				
N-12-50	Was	W	33-0	D-16-73	Was	L	20-38	S-01-96	Was	W	17-14	S-01-96	Was	W	17-14				
O-28-51	Phila	L	23-27	N-10-74	Phila	L	20-27	N-17-96	Phila	L	21-26	N-17-96	Phila	L	21-26				
D-02-51	Was	W	35-21	N-24-74	Was	L	7-26	O-05-97	Phila	W	24-10	O-05-97	Phila	W	24-10				
N-09-52	Phila	W	38-20	O-05-75	Phila	W	26-10	D-21-97	Was	L	32-35	D-21-97	Was	L	32-35				
D-14-52	Was	L	21-27	D-21-75	Was	W	26-3	O-11-98	Phila	W	17-12	O-11-98	Phila	W	17-12				
O-02-53	Phila	T	21-21	S-27-76	Phila	L (OT)	17-20	N-15-98	Was	L	3-28	N-15-98	Was	L	3-28				
D-06-53	Was	L	0-10	N-28-76	Was	L	0-24	N-14-99	Phila	W	35-28	N-14-99	Phila	W	35-28				
O-17-54	Was	W	49-21	O-30-77	Was	L	17-23	N-28-99	Was	L (OT)	17-20	N-28-99	Was	L (OT)	17-20				
N-28-54	Phila	W	41-33	N-13-77	Phila	L	14-17	O-08-00	Phila	L	14-17	O-08-00	Phila	L	14-17				
O-01-55	Phila	L	30-31	S-10-78	Was	L	30-35	N-26-00	Was	W	23-20	N-26-00	Was	W	23-20				
N-06-55	Was	L	21-34	O-15-78	Phila	W	17-10	N-25-01	Phila	L	3-13	N-25-01	Phila	L	3-13				
O-06-56	Phila	W	13-9	O-07-79	Phila	W	28-17	D-16-01	Was	W	20-6	D-16-01	Was	W	20-6				
D-09-56	Was	L	17-19	O-21-79	Was	L	7-17	S-16-02	Was	W	37-7	S-16-02	Was	W	37-7				
N-24-57	Phila	W	21-12	O-05-80	Phila	W	24-14	D-15-02	Phila	W	34-21	D-15-02	Phila	W	34-21				
D-08-57	Was	L	7-42	N-16-80	Was	W	24-0	O-05-03	Phila	W	27-25	O-05-03	Phila	W	27-25				
S-28-58	Phila	L	14-24	S-27-81	Phila	W	36-13	D-27-03	Was	W	31-7	D-27-03	Was	W	31-7				

Total Points: Eagles 2,811 - Redskins 2,720

Longest Eagles Winning Streak: 8 (1947-50 & 1992-96)

At Lincoln Financial Field: (1-0-0)

Longest Eagles Losing Streak: 11 (1937-42)

At FedEx Field: (4-3-0)

Sweeps: Eagles (1947,48,49,50,54,59,60,61,75,80,93,94,95, 2002, 03),

Redskins (1934,36,38,39,40,41,42,55,58,64,68,70,72,73,74,76,77,82,83,86,88)

Note: franchise in Boston prior to 1937

f - NFC First Round Playoff





## PLAYOFF RESULTS



The Eagles have compiled a 14-15 record in postseason games, including victories in the NFL Championship Games of 1948, 1949, and 1960. The Eagles have scored 531 points in those games and allowed 513

Date	Playoff	Opponent	Result	Site	Attendance
Sun., Dec. 21, 1947	NFL Divisional	Pittsburgh Steelers	W 21-0	Pittsburgh	35,729
Sun., Dec. 28, 1947	NFL Championship	Chicago Cardinals	L 21-28	Chicago	30,759
Sun., Dec. 19, 1948	NFL Championship	Chicago Cardinals	W 7-0	Philadelphia	36,309
Sun., Dec. 18, 1949	NFL Championship	Los Angeles Rams	W 14-0	Los Angeles	27,980
Mon., Dec. 26, 1960	NFL Championship	Green Bay Packers	W 17-13	Philadelphia	67,325
Sun., Dec. 24, 1978	NFC Wild Card	Atlanta Falcons	L 13-14	Atlanta	49,447
Sun., Dec. 23, 1979	NFC Wild Card	Chicago Bears	W 27-17	Philadelphia	69,397
Sat., Dec. 29, 1979	NFC Divisional	Tampa Bay Buccaneers	L 17-24	Tampa Bay	71,402
Sat., Jan. 3, 1981	NFC Divisional	Minnesota Vikings	W 31-16	Philadelphia	68,434
Sun., Jan. 11, 1981	NFC Championship	Dallas Cowboys	W 20-7	Philadelphia	70,696
Sun., Jan. 25, 1981	Super Bowl	Oakland Raiders	L 10-27	New Orleans	75,500
Sun., Dec. 27, 1981	NFC Wild Card	New York Giants	L 21-27	Philadelphia	71,611
Sat., Dec. 31, 1988	NFC Divisional	Chicago Bears	L 12-20	Chicago	65,534
Sun., Dec. 31, 1989	NFC Wild Card	Los Angeles Rams	L 7-21	Philadelphia	57,869
Sun., Jan. 5, 1991	NFC Wild Card	Washington Redskins	L 6-20	Philadelphia	65,287
Sun., Jan. 3, 1993	NFC Wild Card	New Orleans Saints	W 36-20	New Orleans	68,893
Sun., Jan. 10, 1993	NFC Divisional	Dallas Cowboys	L 10-34	Dallas	63,721
Sat., Dec. 30, 1995	NFC Wild Card	Detroit Lions	W 58-37	Philadelphia	66,099
Sun., Jan. 7, 1996	NFC Divisional	Dallas Cowboys	L 11-30	Dallas	64,371
Sun., Dec. 29, 1996	NFC Wild Card	San Francisco 49ers	L 0-14	San Francisco	56,460
Sun., Dec. 31, 2000	NFC Wild Card	Tampa Bay Buccaneers	W 21-3	Philadelphia	65,813
Sun., Jan. 7, 2001	NFC Divisional	New York Giants	L 10-20	New York	78,765
Sat., Jan. 12, 2002	NFC Wild Card	Tampa Bay Buccaneers	W 31-9	Philadelphia	65,847
Sat., Jan. 19, 2002	NFC Divisional	Chicago Bears	W 33-19	Chicago	66,944
Sun., Jan. 27, 2002	NFC Championship	St. Louis Rams	L 24-29	St. Louis	66,502
Sat., Jan. 11, 2003	NFC Divisional	Atlanta Falcons	W 20-6	Philadelphia	66,452
Sun., Jan. 19, 2003	NFC Championship	Tampa Bay Buccaneers	L 10-27	Philadelphia	66,713
Sun., Jan. 11, 2004	NFC Divisional	Green Bay Packers	W 20-17 OT	Philadelphia	67,707
Sun., Jan. 18, 2004	NFC Championship	Carolina Panthers	L 3-14	Philadelphia	67,862

## MISCELLANEOUS PLAYOFF STATS



14-15 Overall Record	5-2 On Saturday	14-11 Record when scoring 10-or-more points
5-4 Under Andy Reid	8-13 On Sunday	3-1 On artificial turf
10-5 At home	1-0 On Monday	9-3 On grass
4-10 On the road	1-0 In Prime Time	531 Points scored
0-1 In Super Bowl	1-0 In Overtime	513 Points allowed
3-1 In NFL Championship	5-0 Record when scoring 30-or-more points	3 Games when shutout out opponent
1-3 In NFC Championship	11-3 Record when scoring 20-or-more points	1 Games shutout by opponent
4-5 In NFC Divisional Playoff		
5-5 In NFC Wild Card		





## PLAYOFF INDIVIDUAL RECORDS

### SCORING

#### Most Points, Career

- 58 David Akers (9 games)
- 36 Harold Carmichael (7 games)
- 36 Tony Franklin (6 games)
- 36 Wilbert Montgomery (7 games)

#### Most Points, Game

- 16 Gary Anderson (12/30/95 vs. Lions) NFC-WC
- 15 David Akers (1/19/02 at Bears) NFC-D
- 12 (six times) last by Ricky Watters (12/30/95 vs. Lions) NFC-WC

#### Most Touchdowns, Career

- 6 Harold Carmichael (7 games)
- 6 Wilbert Montgomery (7 games)
- 5 Duce Staley (7 games)
- 3 Donovan McNabb (9 games)
- 3 Steve Van Buren (4 games)
- 3 Fred Barnett (5 games)

#### Most Touchdowns, Game

- 2 Ricky Watters (12/30/95 vs. Lions) NFC-WC
- 2 Fred Barnett (1/3/93 at Saints) NFC-WC
- 2 Wilbert Montgomery (1/3/81 vs. Vikings) NFC-D
- 2 Wilbert Montgomery (12/27/81 vs. Giants) NFC-WC
- 2 Harold Carmichael (12/23/79 vs. Bears) NFC-WC

#### Most Points After Touchdown, Career

- 19 David Akers (9 games)
- 15 Tony Franklin (6 games)

#### Most Points After Touchdown, Game

- 7 Gary Anderson (12/30/95 vs. Lions) NFC-WC
- 4 (three times) last by David Akers (1/12/02 vs. Buccaneers) NFC-WC

#### Most Field Goals, Career

- 13 David Akers (9 games)
- 7 Tony Franklin (6 games)
- 5 Roger Ruzek (4 games)

#### Most Field Goals, Game

- 4 David Akers (1/19/02 at Bears) NFC-D
- 4 Luis Zendejas (12/31/88 at Bears) NFC-D
- 3 Gary Anderson (12/30/95 vs. Lions) NFC-WC

#### Longest Field Goals

- 46 David Akers (1/27/02 at Rams) NFC-CG
- 46 David Akers (1/19/02 at Bears) NFC-D
- 42 Luis Zendejas (12/31/88 at Bears) NFC-D
- 42 Tony Franklin (12/29/79 at Buccaneers) NFC-D
- 41 David Akers (1/18/04 vs. Panthers) NFC-CG

### RUSHING

#### Most Attempts, Career

- 141 Wilbert Montgomery (7 games)
- 93 Duce Staley (7 games)
- 93 Steve Van Buren (4 games)
- 53 Heath Sherman (4 games)

#### Most Attempts, Game

- 31 Steve Van Buren (12/18/49 vs. LA Rams) NFL-CG
- 26 (three times) last by Wilbert Montgomery (1/11/81 vs. Cowboys) NFC-CG

#### Longest Run From Scrimmage

- 55 Wilbert Montgomery (1/11/81 vs. Cowboys) NFC-CG
- 49 Steve Van Buren (12/18/49 vs. LA Rams) NFL-CG
- 42 Wilbert Montgomery (1/11/81 vs. Cowboys) NFC-CG

#### Most Yards Gained, Career

- 518 Wilbert Montgomery (7 games)
- 384 Duce Staley (7 games)
- 365 Steve Van Buren (4 games)
- 327 Donovan McNabb (9 games)

#### Most Yards Gained, Game

- 196 Steve Van Buren (12/18/49 vs. LA Rams) NFL-CG
- 194 Wilbert Montgomery (1/11/81 vs. Cowboys) NFC-CG
- 107 Donovan McNabb (1/11/04 vs. Packers) NFC-D
- 105 Heath Sherman (1/3/93 at Saints) NFC-WC

#### Most Touchdowns Rushing, Career

- 6 Wilbert Montgomery (7 games)
- 3 Donovan McNabb (9 games)
- 3 Steve Van Buren (4 games)

#### Most Touchdowns, Game

- 2 Wilbert Montgomery (12/27/81 vs. Giants) NFC-WC
- 2 Wilbert Montgomery (1/3/81 vs. Vikings) NFC-D

### PASSING

#### Most Passes Attempted, Career

- 309 Donovan McNabb (9 games)
- 225 Ron Jaworski (7 games)
- 214 Randall Cunningham (7 games)

#### Most Passes Attempted, Game

- 54 Randall Cunningham (12/31/88 at Bears) NFC-D
- 49 Donovan McNabb (1/19/03 vs. Buccaneers) NFC-CG
- 44 Tommy Thompson (12/28/47 vs. Chicago Cardinals) NFL-CG
- 41 Donovan McNabb (1/7/01 at Giants) NFC-D

#### Most Passes Completed, Career

- 181 Donovan McNabb (9 games)
- 113 Randall Cunningham (7 games)
- 103 Ron Jaworski (7 games)

#### Most Passes Completed, Game

- 27 Randall Cunningham (12/31/88 at Bears) NFC-D
- 27 Tommy Thompson (12/28/47 vs. Chicago Cardinals) NFL-CG
- 26 Donovan McNabb (1/19/03 vs. Buccaneers) NFC-CG
- 26 Donovan McNabb (1/19/02 at Bears) NFC-D

#### Most Yards Gained, Career

- 1,807 Donovan McNabb (9 games)
- 1,390 Randall Cunningham (7 games)
- 1,319 Ron Jaworski (7 games)

#### Most Yards Gained, Game

- 407 Randall Cunningham (12/31/88 at Bears) NFC-D
- 297 Tommy Thompson (12/28/47 vs. Chicago Cardinals) NFL-CG
- 291 Ron Jaworski (1/25/81 vs. Raiders) SB XV

#### Most Touchdown Passes, Career

- 11 Donovan McNabb (9 games)
- 9 Ron Jaworski (7 games)
- 4 Tommy Thompson (4 games)

#### Most Touchdown Passes, Game

- 3 Rodney Peete (12/30/95 vs. Lions) NFC-WC
- 3 Ron Jaworski (12/23/79 vs. Bears) NFC-WC

#### Longest Pass Play

- 66 Randall Cunningham to Keith Jackson (1/5/91 vs. Redskins) NFC-WC
- 65 Randall Cunningham to Keith Jackson (12/31/88 at Bears) NFC-D
- 63t Ron Jaworski to Billy Campfield (1/23/79 vs. Bears) NFC-WC

NFC-WC: NFC Wild Card Game  
 NFC-D: NFC Divisional Playoff Game  
 NFL-D: NFL Divisional Playoff Game  
 NFL-CG: NFL Championship Game  
 NFC-CG: NFC Championship Game  
 SB: Super Bowl  
 \* denotes NFL playoff record  
 # denotes ties NFL playoff record





## RECEIVING

### Most Receptions, Career

- 35 Duce Staley (7 games)
- 34 Chad Lewis (9 games)
- 29 Keith Byars (5 games)
- 29 Harold Carmichael (7 games)
- 24 Todd Pinkston (9 games)

### Most Receptions, Game

- 9 Keith Byars (12/31/89 vs. LA Rams) NFC-WC and (12/31/88 at Bears) NFC-D
- 8 Duce Staley (1/27/02 at Rams) NFC-CG
- 8 Fred Barnett (12/30/95 vs. Lions) NFC-WC
- 8 Jack Ferrante (12/28/47 vs. Chicago Cardinals) NFL-CG

### Most Yards Gained, Career

- 465 Harold Carmichael (7 games)
- 389 Chad Lewis (9 games)
- 305 Keith Jackson (3 games)
- 292 Todd Pinkston (9 games)

### Most Yards Gained, Game

- 142 Keith Jackson (12/31/88 at Bears) NFC-D
- 116 Keith Jackson (1/5/91 vs. Redskins) NFC-WC
- 111 Harold Carmichael (1/3/81 vs. Vikings) NFC-D

### Most Touchdowns, Career

- 6 Harold Carmichael (7 games)

### Most Touchdowns, Game

- 2 Fred Barnett (1/3/93 at Saints) NFC-WC
- 2 Harold Carmichael (12/23/79 vs. Bears) NFC-WC

## KICKOFF RETURNS

### Most Kickoff Returns, Career

- 22 Brian Mitchell (7 games)
- 11 Billy Campbell (7 games)

### Most Kickoff Returns, Game

- 6 Brian Mitchell (1/27/02 at StL. Rams) NFC-CG
- 5 (five times) last by James Thrash (1/11/04 vs. Packers) NFC-D

### Most Yards, Career

- 522 Brian Mitchell (7 games)
- 201 Billy Campbell (7 games)

### Most Yards, Game

- 128 Brian Mitchell (1/27/02 at StL. Rams) NFC-CG
- 125 (three times) last by James Thrash (1/11/04 vs. Packers) NFC-D

### Longest Kickoff Return

- 70 Brian Mitchell (1/19/03 vs. Buccaneers) NFC-CG
- 58 Ted Dean (12/26/60 vs. Packers) NFL-CG

## PUNT RETURNS

### Most Punt Returns, Career

- 16 Brian Mitchell (7 games)
- 13 John Sciarra (7 games)

### Most Punt Returns, Game

- 6 John Sciarra (1/3/81 vs. Cowboys) NFC-CG
- 4 (six times) last by Reno Mahe (1/11/04 vs. Packers) NFC-D

### Most Yards on Punt Returns, Career

- 135 Brian Mitchell (7 games)
- 130 John Sciarra (7 games)

### Most Yards on Punt Returns, Game

- 101 Bosh Pritchard (12/21/47 vs. Steelers) NFL-D
- 69 John Sciarra (1/11/81 vs. Cowboys) NFC-CG

### Longest Punt Return

- 791 Bosh Pritchard (12/21/47 vs. Steelers) NFL-D
- 34 Wally Henry (12/23/79 vs. Bears) NFC-WC

## INTERCEPTIONS

### Most Interceptions, Career

- 5 Herman Edwards (7 games)
- 3 Brian Dawkins (10 games), Damon Moore (5 games), Eric Allen (5 games), Seth Joyner (5 games), Roynell Young (5 games)

### Most Interceptions, Game

- 2 Damon Moore (1/12/02 vs. Buccaneers) NFC-WC
- 2 Eric Allen (1/3/93 at Saints) NFC-WC
- 2 Herman Edwards (1/3/81 vs. Vikings) NFC-D
- 2 Roynell Young (1/3/81 vs. Vikings) NFC-D

### Longest Interception Return

- 591 Damon Moore (1/12/02 vs. Buccaneers) NFC-WC
- 391 Bobby Taylor (1/11/03 vs. Falcons) NFC-D
- 37 Jerry Robinson (12/29/79 at Buccaneers) NFC-D

### Most Yards Interception Return, Career

- 77 Damon Moore (5 games)
- 56 Brian Dawkins (10 games)

### Most Yards Interception Return, Game

- 59 Damon Moore (1/12/02 vs. Buccaneers) NFC-WC
- 39 Bobby Taylor (1/11/03 vs. Falcons) NFC-D

## SACKS

### Most Sacks, Career

- 4 Hugh Douglas (7 games)
- 4 Reggie White (5 games)

### Most Sacks, Game

- 2 Hugh Douglas (12/31/00 vs. Buccaneers) NFC-WC

## PLAYOFF TEAM RECORDS

### SCORING

#### Most Points, Game

- 58 vs. Lions (12/30/95) NFC-WC
- 36 at Saints (1/3/93) NFC-WC
- 33 at Bears (1/19/02) NFC-D

#### Most Points, Both Teams, Game

- \*95 vs. Lions (12/30/95) NFC-WC; Eagles 58, Lions 37
- 56 at Saints (1/3/93) NFC-WC; Eagles 36, Saints 20
- 53 at StL. Rams (1/27/02) NFC-CG; Rams 29, Eagles 24

#### Fewest Points, Both Teams, Game

- 7 vs. Chicago Cardinals (12/19/48) NFL-CG; Eagles 7, Cardinals 0
- 14 at 49ers (12/29/96) NFC-WC; 49ers 14, Eagles 0
- 14 at LA Rams (12/18/49) NFL-CG; Eagles 14, Rams 0

#### Largest Margin of Victory, Game

- 22 vs. Buccaneers (1/12/02) NFC-WC; Eagles 31, Buccaneers 9
- 21 vs. Lions (12/30/95) NFC-WC; Eagles 58, Lions 37
- 21 at Steelers (12/21/47) NFL-D; Eagles 21, Steelers 0

### TOUCHDOWNS

#### Most Touchdowns, Game

- 7 vs. Detroit (12/30/95) NFC-WC
- 4 (three times) last vs. Bucs (1/12/02) NFC-WC

#### Most Touchdowns, Both Teams, Game

- \*12 vs. Lions (12/30/95) NFC-WC; Eagles 7, Lions 5
- 7 (twice last) last vs. Giants (12/27/81) NFC-WC; Giants 4, Eagles 3

#### Fewest Touchdowns, Both Teams, Game

- 1 vs. Chicago Cardinals (12/19/48) NFL-CG; Eagles 1, Cardinals 0
- 2 (six times) last vs. Panthers (1/18/04) NFC-CG; Panthers 2, Eagles 0

### FIELD GOALS

#### Most Field Goals, Game

- 4 at Bears (1/19/02) NFC-D
- 4 at Bears (12/31/88) NFC-D

#### Most Field Goals, Both Teams, Game

- 6 at Bears (12/31/88) NFC-D; Eagles 4, Bears 2
- 5 at Bears (1/19/02) NFC-D; Eagles 4, Bears 1





## Most Field Goals Attempted, Game

- 5 at Bears (12/31/88) NFC-D
- 4 vs. Lions (12/30/95) NFC-WC

## Most FGs Attempted, Both Teams, Game

- 9 at Bears (12/31/88) NFC-D; Eagles 5, Bears 4
- 6 vs. Falcons (1/11/03) NFC-D; Eagles 3, Falcons 3

## FIRST DOWNS

### Most First Downs, Game

- 24 vs. Vikings (1/3/81) NFL-D
- 22 (three times) last vs. Lions (12/30/95) NFC-WC

### Fewest First Downs, Game

- 11 at Giants (1/7/01) NFC-D
- 12 at Cowboys (1/30/93) NFC-D

### Most First Downs, Both Teams, Game

- 48 vs. Lions (12/30/95) NFC-WC; Lions 26, Eagles 22
- 39 at Saints (1/3/93) NFC-WC; Saints 20, Eagles 19

### Fewest First Downs, Both Teams, Game

- 24 (three times) last at LA Rams (12/18/49) NFL-CG; Eagles 17, Rams 7

### Most First Downs, Rushing, Game

- 15 vs. Chicago Cardinals (12/19/48) NFL-CG
- 13 vs. Cowboys (1/11/81) NFC-CG

### Fewest First Downs, Rushing, Game

- 1 at Bears (12/31/88) NFC-D
- 3 (three times) last at Giants (1/7/01) NFC-D

### Most First Downs, Passing, Game

- 21 at Bears (12/31/88) NFC-D
- 15 vs. Buccaneers (1/19/03) NFC-CG

### Fewest First Downs, Passing, Game

- 0 vs. Chicago Cardinals (12/19/48) NFL-CG
- 4 at LA Rams (12/18/49) NFL-CG

## TOTAL NET YARDS

### Most Yards Gained, Game

- 452 vs. Lions (12/30/95) NFC-WC
- 430 at Bears (12/31/88) NFC-D
- 363 vs. Packers (1/11/04) NFC-D

### Fewest Yards Gained, Game

- 178 at Cowboys (1/10/93) NFC-D
- 186 at Giants (1/7/01) NFC-D
- 217 at Falcons (12/24/78) NFC-WC

## RUSHING

### Most Attempts, Game

- 61 at LA Rams (12/18/49) NFL-CG
- 57 vs. Chicago Cardinals (12/19/48) NFL-CG
- 52 at Steelers (12/21/47) NFL-D

### Fewest Attempts, Game

- 14 at Giants (1/7/01) NFC-D
- 16 at Bears (12/31/88) NFC-D
- 17 at Cowboys (1/10/93) NFC-D

### Most Yards Gained, Game

- 274 at LA Rams (12/18/49) NFL-CG
- 263 vs. Cowboys (1/11/81) NFC-CG
- 225 vs. Chicago Cardinals (12/19/48) NFL-CG

### Fewest Yards Gained, Game

- 46 at Giants (1/7/01) NFC-D
- 48 at Buccaneers (12/29/79) NFC-D

### Most Touchdowns, Game

- 3 vs. Vikings (1/3/81) NFC-D
- 2 (five times) last at StL. Rams (1/27/02) NFC-CG

## PASSING

### Most Attempts, Game

- 55 at Bears (12/31/88) NFC-D
- 49 vs. Buccaneers (1/19/03) NFC-CG

### Fewest Attempts, Game

- 9 at LA Rams (12/18/49) NFL-CG
- 12 vs. Chicago Cardinals (12/19/48) NFL-CG

## Most Completions, Game

- 27 at Bears (12/31/88) NFC-CG
- 27 at Chicago Cardinals (12/28/47) NFL-CG

## Fewest Completions, Game

- 2 vs. Chicago Cardinals (12/29/48) NFL-CG
- 5 at LA Rams (12/18/49) NFL-CG

## Most Yards Gained, Game

- 378 at Bears (12/31/88) NFC-D
- 297 at Chicago Cardinals (12/28/47) NFL-CG

## Fewest Yards Gained, Game

- 7 vs. Chicago Cardinals (12/19/48) NFL-CG
- 68 at LA Rams (12/18/49) NFL-CG

## Most Times Sacked, Game

- 8 vs. Packers (1/11/04) NFC-D
- 6 at Giants (1/7/01) NFC-D

## Most Touchdowns, Game

- 3 vs. Lions (12/30/95) NFC-WC
- 3 vs. Bears (12/23/79) NFC-WC

## INTERCEPTIONS

### Most Interceptions By, Game

- 6 vs. Lions (12/30/95) NFC-WC
- 5 vs. Vikings (1/3/81) NFC-D
- 4 vs. Buccaneers (1/12/02) NFC-WC

## PUNTING

### Most Punts, Game

- 9 vs. LA Rams (12/31/89) NFC-WC
- 9 at Falcons (12/24/78) NFC-WC

### Fewest Punts, Game

- 3 vs. Raiders (1/25/81) SB XV

### Highest Average, Punting, Game

- 51.2 at Saints (1/3/93) NFC-WC
- 44.3 at Buccaneers (12/29/79) NFC-D

### Lowest Average, Punting, Game

- 32.5 at Bears (12/31/88) NFC-D

## PENALTIES

### Most Penalties, Game

- 8 vs. Lions (12/30/95) NFC-WC
- 8 at Buccaneers (12/29/79) NFC-D

### Fewest Penalties, Game

- #0 vs. Packers (12/26/60) NFL-CG
- 2 at StL. Rams (1/27/02) NFC-CG
- 2 vs. Buccaneers (12/31/00) NFC-WC

### Most Yards Penalized, Game

- 80 vs. Lions (12/30/95) NFC-WC
- 76 at Cowboys (1/10/93) NFC-D

### Fewest Yards Penalized, Game

- #0 vs. Packers (12/26/60) NFL-CG
- 15 at StL. Rams (1/27/02) NFC-CG

## FUMBLES

### Most Fumbles, Game

- 6 vs. LA Rams (12/31/89) NFC-WC
- 5 vs. Giants (12/27/81) NFC-WC

### Most Fumbles Lost, Game

- 2 (10 times) last vs. Buccaneers (1/19/03) NFC-CG

### Most Fumbles Committed by Opponent, Game

- 5 vs. Cowboys (1/11/81) NFC-CG
- 3 (five times) last vs. Buccaneers (12/31/00) NFC-WC

### Most Fumbles Lost by Opponent

- 3 (four times) last vs. Buccaneers (12/31/00) NFC-WC

## TURNOVERS

### Most Turnovers, Game

- 4 vs. Panthers (1/18/04) NFC-CG
- 4 vs. Raiders (1/25/81) SB XV

### Fewest Turnovers, Game

- 0 vs. Falcons (1/11/03) NFC-D
- 1 (eight times) last vs. Packers (1/11/04) NFC-D





## HONOR ROLL INDUCTEES



In 1987, the Philadelphia Eagles Honor Roll was created in order to pay tribute to outstanding members of the organization. Automatically included at the inception of the Honor Roll were the 11 members of the Hall of Fame who played all or part of their NFL careers with the Eagles.

### CHUCK BEDNARIK

#60



Center/Linebacker, 1949-62  
Pro Football Hall of Fame  
Inductee: 1967  
Honor Roll Inductee: 1987

"Concrete Charley" played in 253 games during his illustrious 14-year career. He also played in a team record 8 Pro Bowls. Although the Eagles won the NFL championship in 1949, his rookie year, his star shined brightest in 1960 when he played every minute at both center and linebacker during the NFL Championship victory over Green Bay. Born May 1, 1925, in Bethlehem, PA, he was an All-America selection at Pennsylvania in 1948 before being selected with the first overall draft choice by the Eagles in 1949.

### BERT BELL



Owner, 1933-40  
Pro Football Hall of Fame  
Inductee: 1963  
Honor Roll Inductee: 1987

As the first owner of the Eagles (1933-40), co-owner of the Steelers (1941-46), and NFL commissioner (1946-59), Bell instituted the college draft and implemented TV policies, including the home game blackouts. In 1933, he moved the Frankford Yellowjackets to Philadelphia and renamed them the Eagles. In 1946, he moved the NFL office from Chicago to Balu Cynwyd, PA. Bell played and coached at Pennsylvania and led the Quakers to the Rose Bowl in 1916. A founder of the Maxwell Football Club, Bell was born February 25, 1895, in Philadelphia.

### BILL BERGEY

#66



Middle Linebacker, 1974-80  
Honor Roll Inductee: 1988

After coming to the Eagles in a 1974 trade with Cincinnati (in exchange for Philadelphia's first round picks in 1977 & '78 as well as a second round pick in '78), Bergey recorded nearly 1,200 tackles in seven seasons as an Eagle. He was a key factor in the Eagles rise to the 1980 NFC Championship and a berth in Super Bowl XV. His play also earned him Eagles MVP status 3 times and trips to the Pro Bowl on 4 occasions. He was born February 9, 1945 in South Dayton, NY.

### BILL BRADLEY

#28



Free Safety, 1969-76  
Honor Roll Inductee: 1993

Bradley played 8 years (1969-76) with the Eagles as a defensive back, punter, and returner. A three-time Pro Bowler, he is tied for the team's all-time lead in interceptions (34) and became the first player in NFL history to lead the league in that category in consecutive seasons (1971 & 1972). A 3rd round draft choice from Texas in 1969, he also handled the punting duties for six of his eight years with the Eagles. He was born January 24, 1947 in Palestine, TX.

## EAGLES RETIRED NUMBERS

15 - STEVE VAN BUREN  
40 - TOM BROOKSHIER  
44 - PETE RETZLAFF

60 - CHUCK BEDNARIK  
70 - AL WISTERT  
99 - JEROME BROWN





## TOM BROOKSHIER #40



**Defensive Back, 1954, 1956-61**  
Honor Roll Inductee: 1989

Originally a 10th-round pick from Colorado, Brookshier made an immediate impact with 8 interceptions in his rookie season of 1953. In all he spent seven seasons with the Eagles and collected 20 interceptions. Then, after a two-year stint in the Air Force, the defensive back returned to the Eagles and twice earned all-pro honors - first in 1959, and again in 1960 as a member of the NFL championship team. Upon retiring as a player, he entered the broadcast booth on CBS's telecasts of NFL games.

## JEROME BROWN #99



**Defensive Tackle, 1987-91**  
Honor Roll Inductee: 1996

A two-time Pro Bowl selection, Brown's life was cut short at the age of 27 in a tragic auto accident on June 25, 1992, in his hometown of Brooksville, FL. A 1st round draft pick out of Miami in 1987, Brown will be remembered as a key figure on the Eagles legendary 1991 defense - a unit that led the NFL in terms of fewest yards allowed overall, against the run, and vs. the pass. He capped that season by joining linemates Reggie White and Clyde Simmons as starters in the Pro Bowl. He was born February 4, 1965.

## TIMMY BROWN #22



**Running Back, 1960-67**  
Honor Roll Inductee: 1990

Brown holds the club record for longest kickoff return with a 105 yarder in 1961. He also shares the NFL record for kickoff returns for TDs in a game with two vs. Dallas in 1966. A 27th round draft pick of Green Bay in 1959, Brown was signed by the Eagles as a free agent in 1960 and finished his Eagles career in 1967 as the third leading rusher in club history in terms of both yards (3,703) and TDs (29). He was born May 24, 1937 in Knightstown, IN.

## HAROLD CARMICHAEL #17



**Wide Receiver, 1971-83**  
Honor Roll Inductee: 1987

A four-time Pro Bowler, the 6-8 Carmichael was not only one of the tallest receivers ever to play the game, he was one of the best. A 7th round pick out of Southern in 1971, he played 13 seasons with the Eagles before finishing his career with Dallas in 1984. He finished his career ranked sixth on the NFL's all-time reception list with 590 and remains the Eagles career leader in terms of receptions (589), yards (8,978) and TDs (79). He was born on Sept. 22, 1949 in Jacksonville, FL, where he attended Raines HS.

## OTHO DAVIS



**Head Trainer, 1973-95**  
Honor Roll Inductee: 1999

The Eagles head athletic trainer for 23 years, Davis was a five-time recipient of the National Athletic Trainers Association's "Professional Trainer of the Year" award. He also was a member of the Athletic Trainers Hall of Fame. From 1971-89, he was the executive director of the NATA, an organization whose national headquarters office building in Dallas is named in his honor. A native of Elgin, TX, Davis graduated from Lamar and earned his master's degree from Kent State. Davis passed away on May, 2, 2000.

## JIM GALLAGHER



**Executive, 1949-95**  
Honor Roll Inductee: 1995

An Eagles executive from 1949-95, Gallagher worked with 17 head coaches and for 12 owners, GMs, and team presidents. During that time, he saw the Eagles capture two NFL titles and one NFC crown. A graduate of Northeast Catholic HS and an Army veteran of the Korean War, he joined the Eagles in 1949 and was named personnel director in 1957. He went on to serve stints as director of public relations and director of sales and marketing before being named the club's director of alumni relations and traveling secretary in 1990. It was in that capacity that he served until retiring on August 1, 1995.





## BILL HEWITT

#56



End, 1936-39, 1943  
Honor Roll Inductee: 1987

Hewitt was the first player to be named All-NFL with two different teams - the Bears (1933, '34, '36) and Eagles (1937). Nicknamed "Stinky," Hewitt is known for pitching a lateral to Bill Karr for the touchdown that won the 1933 NFL Championship game for the Bears. He also was credited with inventing many trick plays. Hewitt, who played without a helmet until a rule change forced him to wear headgear, was born October 8, 1909, in Bay City, MI. He died in an automobile accident on January 14, 1947, at the age of 37.

## RON JAWORSKI

#7



Quarterback, 1977-86  
Honor Roll Inductee: 1992

After coming to the Eagles in a 1977 trade with the LA Rams, Jaworski enjoyed a stellar 10-year career in Philadelphia. He set seven passing records, including career marks for completions (2,088), TDs (175), and yards (26,963). After leading the Eagles to the NFC title in 1980 and a berth in Super Bowl XV vs. the Raiders, the Youngstown State product earned a Pro Bowl selection and was named the NFL Player of the Year by UPI and the Maxwell Football Club. The durable Jaworski started 116 consecutive regular season games. Born March 23, 1951 in Lackawanna, NY.

## SONNY JURGENSON

#9



Quarterback, 1957-63  
Pro Football Hall of Fame Inductee: 1983  
Honor Roll Inductee: 1987

Despite spending the last 10 years of his career with the Redskins, Jurgensen is remembered as one of the best quarterbacks ever to wear an Eagles uniform. A 4th round draft pick of the Eagles in 1957, Jurgensen was a backup to another Hall of Fame quarterback, Norm Van Brocklin, on the 1960 NFL Championship team. The following year the rifle-armed redhead took over as the Eagles starting signal caller and threw a club record 32 TD passes.

## OLLIE MATSON

#33



Halfback, 1964-66  
Pro Football Hall of Fame Inductee: 1972  
Honor Roll Inductee: 1987

In his career with Chicago, Los Angeles, Detroit, and Philadelphia, Matson compiled some very impressive numbers - 12,844 combined net yards and 5,173 yards rushing. He was selected to participate in five Pro Bowls and, in fact, earned MVP honors for his effort in the 1956 Pro Bowl. Matson was traded to the Rams by the Chicago Cardinals for nine players in 1959. The speedy halfback was also a medal winner in track at the 1952 Olympics.

## TOMMY McDONALD

#25



Halfback, 1957-63  
Pro Football Hall of Fame Inductee: 1998  
Honor Roll Inductee: 1988

"If I had 11 Tommy McDonald's on my team, I'd win a championship every year," Vince Lombardi once said. The 5-9, 176 pounder dazzled fans with acrobatic receptions for 12 seasons and finished his career ranked 6th all-time in receptions (495), 4th in yards (8410), and 2nd in TDs (84). In 1960, he registered 13 TDs for the NFL Champion Eagles. A 3rd round selection in 1957, he became. Born July 26, 1934, in Roy, NM, he starred at Oklahoma. As a senior, he won the Maxwell Award as the nation's top collegian.

## WILBERT MONTGOMERY

#31



Running Back, 1977-84  
Honor Roll Inductee: 1987

A 6th round pick out of Abilene Christian in 1977, Montgomery finished his Eagles career as the club's all-time rushing leader in terms of yards (6,538) and attempts (1,465). His 194-yard effort in the 1980 NFC Championship Game victory over Dallas, including a 42-yd. TD on the Eagles first offensive play from scrimmage, will never be forgotten. In all, Montgomery scored 58 career TDs as an Eagle. Montgomery played in the Pro Bowl following the 1978 and 1979 seasons. He was born September 16, 1964 in Greenville, MS.





## EARL "GREASY" NEALE



Head Coach, 1941-50  
Pro Football Hall of Fame  
Inductee: 1969  
Honor Roll Inductee: 1987

After coaching extensively on the collegiate level at Marietta, Washington and Jefferson (1922 Rose Bowl team), Virginia, and West Virginia, Neale broke into the NFL in 1941 and quickly turned the Eagles into contenders. He captured 3 straight Eastern Division crowns and back-to-back NFL championships in 1948 and 1949. He was recognized as a master of the T formation. From 1918-22, he was an outfielder with the Cincinnati Reds and the Philadelphia Phillies. He was born in Parkersburg, WV, on November 2, 1891.

## PETE PIHOS

#35



End, 1947-55  
Pro Football Hall of Fame  
Inductee: 1970  
Honor Roll Inductee: 1987

A member of the Eagles 1948 and 1949 championship teams, Pihos enjoyed a career that included six trips to the Pro Bowl and three straight seasons leading the NFL in receptions. He may best be remembered for his game-winning catch in the 1949 NFL Championship game vs. the Rams. A 3rd round draft choice by the Eagles out of Indiana in 1945, he caught 373 passes and 61 TDs during his career in Philadelphia. He was born on October 22, 1923 in Orlando, FL.

## MIKE QUICK

#82



Wide Receiver, 1982-90  
Honor Roll Inductee: 1995

One of the most graceful receivers ever to play the game, Quick became a fixture in the Pro Bowl, earning five consecutive trips to Hawaii from 1983-87. A former first round draft choice of the Eagles from North Carolina State in 1982, he etched his name into the team's record books, ranking among the club's all-time career and single-season receiving leaders in terms of catches (363), yards (6464), and TDs (61). He was born on May 14, 1959 in Hamlet, NC.

## PETE RETZLAFF

#44



End, 1956-66  
Honor Roll Inductee: 1989

Acquired off waivers from Detroit in 1956, Retzlaff converted from fullback to tight end and went on to earn Pro Bowl honors 5 times. He finished his career as the club's all-time leader in receptions (452) and yards (7,412). A 22nd round draft pick of the Lions in 1953, he scored 47 TDs in his career. In 1965, he earned the Washington Touchdown Club's Pro Football Player of the Year Award and the Maxwell Club's Bert Bell Award. Instrumental in founding the NFL Player's Association, he served as the Eagles general manager from 1969-72. He was born August 21, 1931 in Ellendale, ND.

## JIM RINGO

#54



Center, 1964-67  
Pro Football Hall of Fame  
Inductee: 1981  
Honor Roll Inductee: 1987

After beginning his career as the Packers 7th round draft choice out of Syracuse in 1953, Ringo capped his career with 10 Pro Bowl selections to go along with 2 NFL Championships. Ringo, who started in a then NFL-record 182 straight games from 1954-67, played on Green Bay's 1961 and 1962 Championship teams. After 11 years with the Packers, Ringo spent his final four seasons with the Eagles. He was born November 21, 1931, in Orange, N.J.

## JERRY SISEMORE

#76



Tackle, 1973-84  
Honor Roll Inductee: 1991

A first round draft pick of the Eagles out of Texas in 1973 (3rd selection overall), Siseamore became a cornerstone of an offensive line that helped lead the Eagles to the playoffs five straight times, including the 1980 NFC Championship and a berth in Super Bowl XV. He ranks 5th on the team's all-time list in number of seasons (12) and games played (156). He started 127 consecutive games and was selected to the Pro Bowl following the 1979 and 1981 seasons. He was born on July 16, 1951 in Olton, TX.





## NORM VAN BROCKLIN #11



**Quarterback, 1973-84**  
**Pro Football Hall of Fame**  
**Inductee: 1971**  
**Honor Roll Inductee: 1987**

Acquired in a 1958 trade with the LA Rams, Van Brocklin went on to quarterback the Eagles for three years. The fiery signal caller helped turn a last place Eagles into a NFL championship squad in 1960. This storybook ending would garner him the league's MVP award and provide a fitting end to his playing career as he retired at the end of that season. An All-America selection at Oregon, he went on to participate in 10 Pro Bowls and throw for 23,611 yards and 173 TDs in 12 seasons. He was born on March 15, 1926 in Eagle Butte, SD.

## STEVE VAN BUREN #15



**Halfback, 1944-51**  
**Pro Football Hall of Fame**  
**Inductee: 1965**  
**Honor Roll Inductee: 1987**

The Eagles first round draft choice (5th overall) out of LSU in 1944, Van Buren signed his first contract (\$4,000) with a team that had never finished above 4th place. Three straight division titles and back-to-back NFL Championships (1948 & 1949), he cemented his place as one of the most talented backs ever. Nicknamed "Wham-Bam" for his quick and punishing running style, he captured the NFL rushing title four times. In the 1948 title game vs. the Cardinals, he scored the game's only TD in a blinding snowstorm. A year later, he waded through mud and torrential rains in the Los Angeles Coliseum to rush for 196 yards vs. the Rams in the title game. His 205 yards rushing vs. Pittsburgh in 1949 is a club record. He finished his career with 5,860 rushing yards and 77 TDs. A 5-time all-pro, he was selected to the NFL's 75th Anniversary Team in 1994. He was born December 28, 1920, in Tela, Spanish Honduras.

## DICK VERMEIL



**Head Coach, 1976-82**  
**Honor Roll Inductee: 1994**

The Eagles head coach from 1976-82, Vermeil will long be remembered as a workaholic, a perfectionist, and as a winner. A success at every level of coaching, from his first high school head coaching job in 1960, to a stint at UCLA in 1974-75 and with the Eagles, Vermeil attacked his profession with a degree of passion rarely seen. A native of Calistoga, CA, Vermeil coached the Eagles into the playoffs five consecutive times from 1978-82, including a trip to Super Bowl XV as NFC Champions in January of 1981.

## STAN WALTERS #75



**Tackle, 1975-83**  
**Honor Roll Inductee: 1991**

A 9th round draft pick of the Bengals out of Syracuse in 1972, Walters joined the Eagles via trade in 1975. He went on to play in 122 consecutive regular and post-season games for Philadelphia at left tackle and anchored the team's offensive line during the late 1970s and early 1980s. A key member of the 1980 NFC championship squad that participated in Super Bowl XV, he was honored by his peers following the 1978 and '79 seasons when he was selected to the Pro Bowl. He was born May 27, 1948 in Rutherford, NJ.

## ALEX WOJCIECHOWICZ #53



**Canter, 1946-50**  
**Pro Football Hall of Fame**  
**Inductee: 1968**  
**Honor Roll Inductee: 1987**

A two-time All-America selection at Fordham where he was the center on the famed "Seven Blocks of Granite" line, Wojciechowicz was the Lions top draft pick in 1938. One of football's original "iron men," he joined the Eagles in 1946 as a linebacker and helped the Eagles capture back-to-back NFL championships in 1948 and '49. Born August 12, 1915, in South River, NJ, he organized the NFL Alumni Association.





## 1948 AND 1949 NFL CHAMPIONSHIP TEAMS

Honor Roll Inductee: 1999

No NFL team before or since ever posted consecutive shutouts in championship play. No NFL team can claim to be more dominant over a two-year period. The Eagles won back-to-back NFL Championships in 1948 and 1949, first shutting out the Chicago Cardinals, 7-0, and then blanking the Los Angeles Rams, 14-0. The foundation of this team began in 1947, when the Eagles lost to the Cardinals, 28-21, in the championship game. Under legendary head coach Greasy Neale, Philadelphia finished the 1948 regular season with a 9-2-1 record and took on the Cardinals in the championship game with a foot of snow covering Shibe Park.

Superstar running back Steve Van Buren scored the game's only touchdown on a 5-yard TD run, while the defense limited the Cards to just 6 total first downs. The Eagles continued their dominance in 1949 with an 11-1 record in the regular season and a victory over the Rams in the championship game on a rain-soaked Los Angeles Coliseum field. Van Buren again led the Eagles' offensive charge as he rumbled for 196 yards on 31 carries. In those two seasons, the Eagles outscored their opposition 761-290. They were lovingly called "the duffel-bag dynasty." Many players were young men who had served their country in World War II and returned home trying again to settle into a regular life. Said Hall of Fame LB Chuck Bednarik, a rookie on the 1949 team, "I think we belong with the best teams ever. Look at what we accomplished."

## SERIES RECORDS VS. OTHER NFL TEAMS



Opponent	W	L	T
Arizona Cardinals (a)	53	53	5
Atlanta Falcons	12	10	1
Baltimore Ravens	0	0	1
Boston Yanks	7	2	0
Brooklyn Dodgers	5	14	1
Buffalo Bills	5	5	0
Carolina Panthers	2	2	0
Chicago Bears	9	25	1
Cincinnati Bengals	3	6	0
Cincinnati Reds	3	0	0
Cleveland Browns	13	31	1
Dallas Cowboys	38	51	0
Dallas Texans	1	0	0
Denver Broncos	6	3	0
Detroit Lions (b)	12	12	2
Green Bay Packers	12	22	0
Houston Texans	1	0	0
Indianapolis Colts (c)	7	9	0
Jacksonville Jaguars	0	2	0
Kansas City Chiefs	2	2	0
Miami Dolphins	4	7	0
Minnesota Vikings	8	11	0
New England Patriots	6	3	0
New Orleans Saints	15	8	0
New York Bulldogs	2	0	0

Opponent	W	L	T
New York Giants	63	75	2
New York Jets	7	0	0
Oakland Raiders (d)	4	5	0
Pittsburgh Steelers	46	26	3
St. Louis Rams (e)	16	18	1
San Diego Chargers	3	5	0
San Francisco 49ers	7	17	1
Seattle Seahawks	6	3	0
Tampa Bay Buccaneers	7	6	0
Tennessee Titans (f)	6	2	0
Washington Redskins (g)	60	73	5

**Note:** Records include postseason games

**Note:** Records do not include games from the 1943 season when Philadelphia and Pittsburgh merged to play as the Steagles

(a) Franchise in Chicago prior to 1960 and in St. Louis from 1960-1987; changed their name from Phoenix to Arizona in 1994

(b) Franchise in Portsmouth prior to 1934 and known as the Spartans

(c) Franchise in Baltimore prior to 1984

(d) Franchise in Los Angeles from 1982 to 1994

(e) Franchise in Cleveland prior to 1946 and in Los Angeles prior to 1995

(f) Franchise in Houston prior to 1997 and known as the Oilers prior to 1999

(g) Franchise in Boston prior to 1937





## YEAR-BY-YEAR HISTORY

**1933** — Frankford Yellowjackets' franchise in the NFL awarded to syndicate headed by Bert Bell and Lud Wray for \$2500. Club christened "Eagles" in honor of the symbol of the New Deal's National Recovery Act. Eagles and Chicago Bears play in Philadelphia's first Sunday game (Nov. 12) at Baker Bowl. Game ends in a 3-3 tie.

**1935** — General manager Bert Bell proposes an annual college draft to equalize talent in the league. Proposal is adopted on May 19 for the 1936 season.

**1936** — Eagles have first choice in the inaugural college draft and select University of Chicago back Jay Berwanger but fail to sign him. Bell becomes sole owner of the team with \$4,000 bid. Playing site for home games moves from Baker Bowl to Municipal Stadium.

**1939** — Davey O'Brien, Texas Christian's All-America quarterback, signs with the Eagles for a reported \$12,000 per year salary and percentage of the gate. O'Brien plays in every game and sets NFL passing yardage record with 1,324 yards. On October 22, the Eagles play in the first televised pro football game and fell to the host Brooklyn Dodgers, 23-14, at Brooklyn Ebbets Field. Allan "Skip" Walz broadcasts the game for NBC from Ebbett's field to the approximate 1,000 TV sets then in Brooklyn.

**1940** — Home playing site switches from Municipal Stadium to Shibe Park (later known as Connie Mack Stadium). Pittsburgh owner Art Rooney buys half interest in the Eagles after selling the Steelers franchise to Alexis Thompson of New York, a 30-year old heir to a six million fortune in steel stocks.

**1941** — Bell and Rooney swap franchises with Thompson, Rooney returning to Pittsburgh and Thompson taking over the Eagles. Bert Bell joins Rooney as a full-time partner in Pittsburgh. Thompson hires Earl (Greasy) Neale as head coach of the Eagles.

**1943** — Eagles merge with Pittsburgh Steelers to form the "Steagles" due to manpower shortage during World War II. Merger dissolved at end of season.

**1944** — First draft choice Steve Van Buren debuts as Eagles' halfback. Team finishes in second place with 7-1-2 record.

**1945** — Team again finishes in second place with 7-3 record and leads league in scoring with 272 points. Van Buren leads NFL with 838 rushing yards and 110 points.

**1946** — Team finishes second for third straight year with 6-5 record.

**1947** — Rookie end Pete Pihos, Van Buren, and Bosh Pritchard combine with an overpowering defense to lead Philadelphia into the NFL championship game for the first time but the Chicago Cardinals earn the NFL title with a 28-21 victory at icy Comiskey Park.

**1948** — Eagles win their first NFL championship, defeating the Chicago Cardinals, 7-0, in a blinding snowstorm at Shibe Park.

**1949** — Thompson sells the team to 100 buyers, each of whom paid \$3,000 for one of the 100 shares. They were called the "Happy Hundred" or the "100 Brothers." Their leader was James P. Clark, a Philadelphia sportsman and business executive, and the 100 investors included some of the leading names in Philadelphia business, government and politics, including Leonard Tose. Vince McNally is named general manager. University of Pennsylvania All-America C/LB Chuck Bednarik is a 1st round draft choice. The Eagles win their 3rd straight Eastern Division title and defend their NFL championship with a 14-0 win over the Los Angeles Rams.

**1950** — In Greasy Neale's final season as the Eagles' head coach, they finish tied for third in the American Conference with a 6-6 mark.

**1951** — Alvin (Bo) McMillan replaces Greasy Neale as head coach. McMillan becomes ill the night before the season opener and is replaced by Wayne Millner. End-play kicker Bobby Walston is named rookie of the year.

**1952** — Jim Trimble succeeds Wayne Millner as head coach. Team rides strong defense to 7-5 second place finish.

**1953** — Bobby Thomason and Adrian Burk combine to pass for a league-high 3,089 yards. Pete Pihos catches 63 passes for 1,049 yards and 10 touchdowns to lead league. Eagles finish in second place and snap Cleveland's 11-game winning streak with 42-27 win in season finale.

**1954** — Bobby Walston leads league in scoring with 114 points. Eagles finish second for third consecutive year with second straight 7-4-1 record.

**1955** — Pihos again leads all NFL pass receivers with 62 catches for 864 yards. Joseph A. Donoghue, Eagles' vice president/secretary, is elected assistant treasurer of the NFL.

**1956** — Hugh Devore replaces Jim Trimble as head coach.

**1957** — Rookie QB Sonny Jurgensen highlights a 4-8 season by passing Eagles to a 17-7 upset of the NFL Eastern Division Champion Cleveland Browns.

**1958** — Buck Shaw signs as head coach replacing Hugh Devore. Eagles acquire quarterback Norm Van Brocklin in trade with Los Angeles. Team moves home games from Connie Mack Stadium to University of Pennsylvania's Franklin Field and attendance almost doubles.

**1959** — With Pete Retzlaff and Tommy McDonald his chief targets, Norm Van Brocklin passes Eagles to 7-5 record and second place tie with Cleveland.





## YEAR-BY-YEAR HISTORY



**1960** — QB Norm Van Brocklin and Chuck Bednarik, who plays 60 minutes at center and linebacker, pace the Eagles to their first Eastern Division title in 11 years. The Birds then win their third NFL championship with a come-from-behind 17-13 victory over Green Bay at Franklin Field. Van Brocklin, the league's MVP, and head coach Buck Shaw both announce their retirements at the end of the season.

**1961** — Nick Skorich is named head coach and Sonny Jurgensen takes over as the starting quarterback. Despite Jurgensen's record-setting season as a passer and a 10-4 record, the Eagles fail to repeat as division champions.

**1962** — Injuries in unprecedented numbers hit Eagles as the team wins only three games and falls to last place.

**1963** — RB Timmy Brown sets a then NFL record for total offense (2,436 yards; 841 rushing, 487 receiving, 11 passing, 945 kickoff returns, and 152 punt returns) in a season. With the club's 91 outstanding shares now held by 65 stockholders, club president Frank L. McNamee said it would be put up for sale with an asking price of 4,500,000. Jerry Wolman, a 36-year old builder and self-made millionaire from Washington outbid Philadelphia businessman Jack Wolgin and became the new owner. The sale price was \$5,505,000.

**1964** — Former Chicago Cardinals and Washington Redskins coach Joe Kuharich signs as head coach and begins a series of major trades to rebuild the club.

**1966** — After extensive roster changes, the Eagles finish 9-5 for their first winning season in five years.

**1967** — Quarterback Norm Snead and flanker Ben Hawkins set team passing and receiving records, respectively, but injuries to other key players contribute to a disappointing 6-7-1 record and a second place finish.

**1969** — After Wolman's empire fell into serious financial trouble, a bankruptcy referee in U.S. District Court in Baltimore oversees the team's sale to Leonard Tose, a millionaire trucking executive. The price was a reported \$16.1 million, at the time a record price for a professional sports team. Tose names former Eagles' receiving great Pete Retzlaff as general manager and Jerry Williams as head coach.

**1971** — The Eagles leave Franklin Field for a new home at Veterans Stadium. After three consecutive crushing losses at the beginning of the season, assistant Ed Khayat replaces Jerry Williams (who had led the club to only a 3-10-1 mark in 1970) as head coach.

**1972** — After a stormy 2-11-1 season, Tose accepts general manager Retzlaff's resignation and releases the entire coaching staff. A bright spot, however, is Harold Jackson who leads the NFL in receptions and receiving yards (62-1,048).

**1973** — Under new coach Mike McCormick and new quarterback Roman Gabriel, the Eagles have an exciting offensive season but can muster only a 5-8-1 record. In his first year as a full-time receiver, Harold Carmichael becomes the second consecutive Eagle to lead the NFL in receptions (67).

**1974** — Under newly appointed general manager Jim Murray, the Eagles trade with Cincinnati and acquire LB Bill Bergey. Bergey bolsters the defense and wins Pro Bowl honors along with TE Charle Young, who becomes the third consecutive Eagle to lead the league in pass receptions (63).

**1976** — After a 4-10 season in 1975, Tose appoints 39-year old Dick Vermeil of UCLA as head coach but the Birds again earn a 4-10 mark.

**1977** — QB Ron Jaworski is obtained from the Los Angeles Rams in exchange for the rights to TE Charle Young. Bill Bergey, keying the newly-installed 3-4 defense of coordinator Marion Campbell, wins all-pro and all-conference honors and is selected to play in his third Pro Bowl.

**1978** — The Eagles post a 9-7 record, their first winning season since 1966, and make the playoffs for the first time since 1960. They lose the NFC Wild Card playoff game in Atlanta, however, 14-13 as the Falcons score two 4th-quarter TDs and Eagles' Mike Michel misses a 34-yard FG try with 1:34 to play. Wilbert Montgomery, in his first starting season, rushes for 1,220 yards to become the first Eagle since Steve Van Buren to surpass 1,000 in a season. CB Herman Edwards provided the "Miracle of the Meadowlands" when he scooped up a fumbled handoff from Joe Pisarcik to Larry Csonka and raced 26 yards for the winning touchdown with 20 seconds left to play before a stunned Giants Stadium crowd of 70,318.

**1979** — With an 11-5 regular season record — their best since 1961 — the Eagles tie Dallas for first place in the NFC East and go to the playoffs as a wild card team. After beating Chicago, 27-17, in the Wild Card Game, the Birds are upset at Tampa Bay, 24-17 in a divisional playoff round. Wilbert Montgomery sets a club record with 1,512 rushing yards, and Harold Carmichael sets a then NFL record on Nov. 4, catching a pass in his 106th consecutive game. Rookie barefoot kicker Tony Franklin boots the second longest FG in NFL history — 59 yards — in a 31-21 victory at Dallas. Dick Vermeil is voted NFL coach of the year.

**1980** — The Eagles win 11 of their first 12 games and go on to a 12-4 mark and the NFC East championship. The Birds trounce Minnesota 31-16, in the divisional playoff round and then upend Dallas, 20-7 at Veterans Stadium, to win the NFC title and a berth in Super Bowl XV. The Oakland Raiders prevail in that game, however, 27-10. Ron Jaworski leads the NFC with a 90.9 passing rating while throwing





## YEAR-BY-YEAR HISTORY



for 3,527 yards and 27 touchdowns. He is named NFL player of the year by the Maxwell Football Club and NFC player of the year by UPI. Harold Carmichael's then-record NFL receiving streak is snapped at 127 games when he fails to catch a pass in the regular season finale at Dallas after sustaining a back injury in the first half.

**1981** — After building a 6-0 record early in the season, the Birds struggle in their final eight games, post a 10-6 record and appear in the playoffs for the fourth consecutive year but are upset at home in the NFC Wild Card Game by the NY Giants, 27-21. The Birds' defense ranks first in the NFL in fewest yards allowed (4,447) and fewest points allowed (221). On offense, Harold Carmichael enjoys the third 1,000-yard receiving year of his career and Wilbert Montgomery rushes for 1,402 yards.

**1982** — An NFL players' strike takes place after two games and stops play for eight weeks. When play resumes on November 21, the long layoff hurts the Eagles. After splitting their first two games of the season, the Birds come back from the strike to lose four in a row and miss the playoffs for the first time since 1977. A 24-20 Eagles' victory at Dallas on December 26 is the last victory in the Philadelphia career of head coach Dick Vermeil, who resigns shortly following the season after compiling a 55-51-0 overall record.

**1983** — Marion Campbell replaces Dick Vermeil as head coach after six seasons as the Eagles' defensive coordinator. Owner and president Leonard Tose announces in January that his daughter, Susan Fletcher, the Eagles' vice president and legal counsel, would eventually succeed him as primary owner of the Eagles. After winning four of their first six games, the Eagles become mired in a seven-game losing streak and finish with a 5-11 record. The Birds' offense is highlighted by first-team all-pro and AFC-NFC Pro Bowl selection Mike Quick, who leads the league and sets club records with 1,409 yards receiving on 69 catches.

**1984** — After a 1-4 start, the Eagles post a 5-5-1 record over their final 11 games. Philadelphia's swarming defense sets a then club record of 60 quarterback sacks. Wilbert Montgomery establishes the Eagles' career rushing record for yards (6,538) and attempts (1,465) surpassing the marks set by Pro Football Hall of Famer Steve Van Buren from 1944-1951. Kicker Paul McFadden establishes an Eagles' season scoring record with 116 points (tops among rookies), surpassing Bobby Walston's 30-year mark of 114, and is named NFC rookie of the year. Ron Jaworski suffers a broken leg at St. Louis in week 13, snapping his streak of 116 consecutive starts (believed to be an all-time record for NFL QBs).

**1985** — On March 12, Leonard Tose, the Eagles' owner since 1969, announces an agreement to sell the team to Norman Braman and Ed Leibowitz, highly successful automobile dealers from Florida for a reported \$65 million. After obtaining the approval of the other NFL owners and fulfilling the terms of the transaction, Braman officially becomes the Eagles' new owner on April 29. That same day, Braman elevates Harry Gamble, general manager since February 4, to vice president-general manager overseeing day-to-day operations of the club. All-time Eagles' rushing leader Wilbert Montgomery does not report to training camp and is traded to Detroit for LB Garry Cobb in preseason. The Eagles again overcome a 1-4 start, but fall off the pace and finish 7-9. Head coach Marion Campbell is released on December 16, and Fred Bruney takes over as interim head coach for final game at Minnesota.

**1986** — Buddy Ryan, defensive coordinator of the Chicago Bears' Super Bowl XX Champions, is named the 17th head coach in Eagles' history on January 29. On July 16, Norman Braman becomes the sole owner of the team, purchasing the remaining 35 percent from his brother-in-law Ed Leibowitz. Harry Gamble is promoted to president-chief operating officer. Ryan makes sweeping changes in the Eagles' roster, keeping young players and releasing several veterans. The youthful Birds struggle to a 5-10-1 record against the toughest schedule in the league. The Birds place two players on the AFC-NFC Pro Bowl roster: WR Mike Quick and DE Reggie White. White ties a Pro Bowl record with 4 sacks and is named MVP of the game.

**1987** — In March, Ron Jaworski, who set nearly every club passing record from 1977-1986, is put on waivers after the club decides not to guarantee his contract. The Eagles split their first two games of the season before the NFL was beset by a players strike. After all games of Week 3 were cancelled, the NFL resumed play with replacement teams for the next three weeks. The Birds' replacement team goes 0-3 and sets the stage for a surge by the regular players when they return to work. Philadelphia's regulars proceed to win three straight after the strike and move into a tie for 2nd place in the NFC East. They go on to finish 7-8 overall (7-5 in non-strike games) and due to a tie-breaking system, rank 4th in the NFC East behind Dallas and St. Louis who also posted 7-8 marks. Offensively, WR Mike Quick earns his fifth consecutive trip to the AFC-NFC Pro Bowl while QB Randall Cunningham (Pro Bowl 1st alternate) emerges as a rising talent. Cunningham threw 23 TD passes and became the first QB to lead his team in rushing (505 yards) since the Bears' Bobby Douglas did so in 1972. The defense was led by DE Reggie White, who was named the NFL's defensive player of the year. White's 21 sacks set an NFC record and fall one shy of the NFL mark.





## YEAR-BY-YEAR HISTORY



**1988** — The Eagles post the NFL's best mark (6-1) over the final seven weeks of the regular season en route to a 10-6 record and the NFC Eastern division title. But their playoff fate is not sealed until moments after the conclusion of their 23-7 victory at Dallas in week 16. It is then that NY Jets' QB Ken O'Brien throws a TD pass to Al Toon to defeat the Giants and ensure the division title for the Eagles. Philadelphia then travels to Chicago for an NFC divisional playoff game against the Bears and a place in NFL history. The game, which begins in sunny, 29 degree weather, would later be dubbed "The Fog Bowl," after a thick fog rolls off Lake Michigan late in the 2nd quarter. Due to the fog, visibility on the playing field was extremely difficult and the Bears prevail, 20-12. The shining season included the selection of QB Randall Cunningham, DE Reggie White and TE Keith Jackson as starters in the Pro Bowl. Cunningham, who sets a number of Eagles' single-season passing records and leads the club in rushing for the second straight season, earns Pro Bowl MVP honors. He also wins the Maxwell Football Club's Bert Bell Award as the NFL's top player. White leads the NFL in sacks for the second consecutive year and Jackson sets an Eagles' receiving record with 81 catches en route to earning rookie of the year honors from *The Sporting News*.

**1989** — The Eagles used an aggressive, ball-hungry defense — which led the NFL in takeaways (56) and interceptions (30), and set a team record with 62 QB sacks — to finish 11-5. Philadelphia, however, finished second to the Giants in the NFC East (despite two victories in head-to-head competition) and faced the LA Rams in the Wild Card playoff. Although playing a post-season game at Veterans Stadium for the first time since 1981, the Birds fell 21-7. QB Randall Cunningham posted similar numbers to his superb '88 campaign despite missing receivers Mike Quick and Keith Jackson for most of the season due to injuries. A deeper loss came on Dec. 9, when quarterback coach Doug Scovil passed away. The second alternate to the Pro Bowl, Cunningham started for the NFC squad when injuries kept the other QBs from playing. CB Eric Allen led the NFC in interceptions with 8.

**1990** — In February, Buddy Ryan hired Rich Kotite as offensive coordinator to improve the Eagles' sluggish attack. At season's end, the offense led the NFL in rushing (2,556) and time of possession (33:19) and the NFC in scoring (396) and TD passes (34). The defense led the NFL in stopping the run thereby making the Birds the first team to lead the league in both rushing categories since Chicago did so in 1985. A 10-6 record put Philadelphia in the playoffs once again, but the Eagles suffered their third opening round defeat in as many seasons. The 20-6 Wild Card Game loss to Washington signaled an end to the five-year Ryan era. QB Randall Cunningham flourished with an

NFC-leading 30 TD passes and 942 rushing yards, while rookie WRs Calvin Williams and Fred Barnett combined to make 17 TD receptions. RB Keith Byars tied a team record with 81 receptions and also threw 4 TD passes.

**1991** — On January 8th, team owner Norman Braman opted not to renew the contract of Buddy Ryan, the Eagles' head coach since 1986. On the same day, Braman promoted then-offensive coordinator Rich Kotite, making him the 18th head coach in club history. They opened with a 3-1 mark, their best start since 1981, despite having lost QB Randall Cunningham for the year due to a knee injury suffered at Green Bay on opening day. After coming on to lead the Eagles to their solid start, backup QB Jim McMahon was also injured in game 5. With McMahon sidelined, the Birds suffered through a four-game skid. By midseason, Philadelphia had used five quarterbacks in eight games and seen its record sink to 3-5. The Eagles regrouped, however, and surged into contention for a playoff spot with a six-game winning streak (the club's longest since the start of '81) that upped their record to 9-5. But a loss at home to Dallas in game 15 ended Philadelphia's playoff hopes. With a record of 10-6, the Eagles joined the 49ers as the only NFL clubs to post 10-or-more wins in each of the last four seasons. The defense finished the season ranked #1 in the NFL in terms of fewest yards allowed overall, vs. the run, and vs. the pass. As such, the Birds became only the fifth club in NFL history and the first since 1975 to accomplish this rare triple. In addition, the Eagles' defense led the NFL in sacks and fumble recoveries and tied for the league lead in takeaways. Five members of that defensive unit represented the Eagles in the AFC-NFC Pro Bowl — DEs Reggie White and Clyde Simmons, DT Jerome Brown, and LB Seth Joyner were selected as starters while CB Eric Allen also made the NFC squad. The selection of White, Simmons, and Brown marked only the sixth time in NFL history that three defensive linemen from one team were elected to the Pro Bowl.

**1992** — The Eagles were dealt a huge blow before the season even began as all-pro defensive tackle Jerome Brown was killed in an automobile accident on June 25th in his hometown of Brooksville, FL. The tragedy overshadowed the promise of the upcoming season which included the return of QB Randall Cunningham — out almost the entire '91 season with a knee injury — as well as the addition of RB Herschel Walker whom the Eagles acquired as a free agent just three days before Brown's death. They finished second in the NFC East with an 11-5 record and returned to the playoffs, earning a Wild Card victory over the Saints before dropping a Divisional Playoff to the eventual Super Bowl champion Dallas Cowboys. The win over the Saints was the team's first postseason victory since 1981 and its





## YEAR-BY-YEAR HISTORY



first road playoff conquest since 1949. Offensively, Walker became the fourth Eagle to top 1,000 rushing yards in a season and the first since Earnest Jackson in '85. Off the field, a September 24th ruling by U.S. District Judge David Doty paved the way for free agency in the NFL by finding the league's "Plan B" policy in violation of federal antitrust laws and provided the four plaintiffs in the suit with an opportunity to sign with another club. Among those four was Eagles TE Keith Jackson, who four days later inked a deal with the Miami Dolphins.

**1993** — In January, the NFL and the Players Association signed a Collective Bargaining Agreement, a 7-year deal that would institute a form of limited free agency to replace the "Plan B" system. The most prominent NFL player affected by the settlement was the Eagles' all-time sack leader Reggie White, who went on to sign with the Green Bay Packers on April 5th. On the field, the Eagles produced an 8-8 record. After a flying start in which the Birds jumped out to a 4-0 record on the strength of three consecutive dramatic come-from-behind wins, season-ending injuries to QB Randall Cunningham, WR Fred Barnett and others were followed by a six-game losing streak (their worst skid since '83). Nonetheless, backup QB Bobby Brister led them to wins in 4 of their final 6 contests, a stretch that kept them in the playoff hunt until the final week of the season.

**1994** — A new chapter in Eagles history began on April 6th when Norman Braman, the team's owner since 1985, reached an agreement in principle to sell the franchise to Jeffrey Lurie, a Boston native and president of a Hollywood-based movie production company. Once NFL owners voted to approve the sale on May 6th, Lurie officially took over the club on May 17. Despite losing the opener, the Birds bounced back to win 7 of their next 8 contests, including a 40-8 thumping of the eventual Super Bowl champion San Francisco 49ers. However, the Eagles went on to drop their last 7 games, finishing 7-9 and out of the playoffs for the second consecutive season. Two days after the season finale, Rich Kotite's 4-year reign as head coach ended when he was dismissed. RB Herschel Walker etched his name into the NFL record books as the first player in the 75-year history of the league to record a 90-plus yard run, reception, and kickoff return in a single season. To appreciate the uniqueness of this feat, one need only note that just one other player - Hall-of-Famer Bobby Mitchell - had previously recorded that trifecta in a career. With back-to-back 100-yard rushing performances at SF and vs. Wash., rookie RB Charlie Garner became only the 7th back in NFL history to eclipse the century mark in his first two contests. DE William Fuller, a free agent acquisition from Houston, notched at least one sack in 7

straight games and subsequently broke the club record of 6 consecutive games shared by Reggie White and Clyde Simmons.

**1995** — On February 2, owner Jeffrey Lurie named Ray Rhodes as the 19th head coach in team history. Eleven months and a playoff victory later, that decision resulted in numerous NFL coach of the year honors for Rhodes. In just his first season at the helm, the former San Francisco 49ers defensive coordinator battled through major roster turnover, a slew of injuries to key personnel, an early season QB change, and a sluggish 1-3 start to put the Eagles back on the winning track. Following that 1-3 start, Rodney Peete took over at QB for Randall Cunningham and led them to 9 wins in their final 12 games. The result was a 10-6 record and a spot in the playoffs for the first time since 1992. RB Ricky Watters, one of the NFL's most prominent free agent acquisitions of the year (he left the 49ers for the Eagles on 3/25/95), combined with Charlie Garner to give Philadelphia the league's 4th best rushing attack. Watters was 6th in the league in rushing with a career-high 1,273 yards and 11 TDs. In the postseason, the Eagles routed the favored Detroit Lions, 58-37, in a Wild Card game. Philadelphia's season, ended, however, a week later as they bowed out to the eventual Super Bowl champion Cowboys, 30-11, at Texas Stadium. At season's end, Watters, DE William Fuller (an NFC-high 13 sacks), and LB William Thomas (whose 7 INTs were the most by an NFL linebacker since 1983) represented the Eagles in the Pro Bowl. Off the field, team owner Jeffrey Lurie and his wife, Christina, oversaw the formation of Eagles Youth Partnership (EYP). The charitable wing of the Eagles, EYP was formed in order to improve the quality of life and enhance opportunities for children in the Greater Philadelphia region.

**1996** — For the second consecutive year the Eagles compiled a 10-6 regular season record and earned a Wild Card playoff berth. As such, Ray Rhodes became the first coach to lead the Eagles into the playoffs in each of his first two seasons at the helm. In the NFC Wild Card game, however, the Eagles fell to the host San Francisco 49ers, 14-0, in rain-drenched 3Com Park. For the third time in six seasons, the Eagles lost their starting QB to injury early on as Rodney Peete ruptured a tendon in his right knee vs. Dallas on 9/30. Ty Detmer, the former Green Bay Packer and Heisman Trophy winner, led the Birds to four straight wins and teamed with WR Irving Fryar and RB Ricky Watters to fuel the conference's #1 offense (351.7 yds/game). Fryar recorded career highs in TDs (11) and receptions (a team-record 88) and also tied a Birds' single-game record with four TD catches vs. Miami on 10/20. Watters earned his fifth trip to the Pro Bowl - his second





## YEAR-BY-YEAR HISTORY



as an Eagle - with personal bests in rushing atts. (353), rushing yards (1,411), TDs (13), and total yards from scrimmage (a league-leading 1,855). DE William Fuller again led the Birds with 13 sacks en route to his 3rd straight Pro Bowl. MLB James Willis' interception in the end zone in the final moments of game 9 at Dallas sealed a win. Willis' theft off QB Troy Aikman and subsequent lateral to CB Troy Vincent resulted in a 104-yard TD return, the longest in NFL history. Prior to the season, the Birds had once again been one of the NFL's most aggressive teams in terms of free agency. The signing of Vincent from Miami, along with that of Watters from San Francisco the previous year, made Philadelphia the only team to land another club's "transition" free agent in 1995 and '96.

**1997** — After a 4-6 start clouded the club's shot at the post-season, the Eagles turned to 2nd-year QB Bobby Hoying. A 2-0-1 record in his first three starts brought them back into contention, but ended the year with a 6-9-1 record. Injuries plagued the club as 42 different players started, including three different QBs (Ty Detmer, Rodney Peete and Hoying). WR Irving Fryar posted 86 receptions for a career-high 1,316 yards, including a team-record six 100-yd. games. RB Ricky Watters became the first Eagle to top the 1,000-yard rushing plateau in three consecutive campaigns. The defensive unit's most memorable performance came in a win vs. Green Bay as they held the Pack without a TD, snapping a string of 85 straight games (including playoffs) in which they had scored a TD.

**1998** — A disappointing 3-13 season led to the dismissal of head coach Ray Rhodes on December 28th, one day after the season finale. In Rhodes' fourth season at the helm, the Eagles never could get on track as they slipped to 0-5 before posting their first win. RB Duce Staley led the Eagles in rushing (1,065 yards), receptions (57), total yards from scrimmage (1,497), and TDs (6) as he became the first Eagle draft pick to top the 1,000-yd. rushing plateau since Wilbert Montgomery did so in 1981. On defense, the Eagles procured one of the league's top, young pass rushers - Hugh Douglas - in a trade with the Jets. Douglas led the Eagles and finished 7th in the NFL with a career-high 12.5 sacks, including a club-tying record of 4.5 at San Diego.

**1999** — Former Green Bay quarterback coach Andy Reid was named head coach on January 11th. Three months later, the club used the 2nd overall draft choice to select QB Donovan McNabb, one of the most accomplished athletes to ever come out of Syracuse. With their revamped roster, the Eagles got off to a 2-7 start, prompting Reid to insert McNabb into the starting lineup for six of the final seven contests. In his first start on Nov. 14th vs. Washington, McNabb sparked the Eagles to a 35-28 win over the Redskins. RB Duce Staley garnered his second

straight 1,000-yd. rushing season and accounted for a NFL-best 41% of his team's offense. New defensive coordinator Jim Johnson turned up the heat as his troops accounted for a league-best 46 take-aways, including 28 interceptions (3rd in NFL), five of which were returned for TDs (a team record). FS Brian Dawkins and CB Troy Vincent earned their first Pro Bowl team selections. Vincent's 7 INTs tied for the league lead and became the first Eagle to top the entire NFL in INTs since 1972 (Bill Bradley). Although the Eagles finished with a 5-11 record, Reid implemented a positive attitude as the Eagles possessed one of the youngest teams in the NFL. At season's end, there were 14 true rookies on the roster.

**2000** — Andy Reid, the NFL's coach of the year by the Maxwell Club, *The Sporting News*, and *Football Digest*, led the Eagles to the greatest turnaround in franchise history, finishing 2nd in the NFC East at 11-5. The season started with a perfectly executed onside kick by David Akers to kickoff the season opener at Dallas, leading to a 41-14 win. The Eagles won 10 of their next 13 contests and earned the top Wild Card spot in the NFC. In the playoffs, the Eagles overwhelmed Tampa Bay, 21-3, before losing to the eventual NFC Champion NY Giants in the Divisional Playoffs. When RB Duce Staley went down for the season with a foot injury in game 5, Donovan McNabb became a legitimate MVP candidate (he finished 2nd in AP voting to Rams RB Marshall Faulk). McNabb accounted for 74.6% of the team's total net yards and broke the club's single season record for most attempts (569) and completions (307). TE Chad Lewis led all NFC tight ends in receptions (69) and earned his first trip to the Pro Bowl. The defense featured 3 Pro Bowlers in CB Troy Vincent, DE Hugh Douglas (15 sacks, 2 in playoffs), and MLB Jeremiah Trotter. First round draft choice DT Corey Simon recorded a rookie team-record 9.5 sacks. A full-time kicker for the first time, Akers etched his name into the club's record book for most points (121).

**2001** — The Eagles captured their first NFC Eastern Division Championship since 1988 and their first appointment in the NFC title game since 1980. Adversity hit this club early and often. The first preseason game was cancelled due to problems with the Veterans Stadium NeXturf. Starting C Bubba Miller was lost to a season-ending foot injury. And they dropped their season opener in overtime to the Rams before true adversity devastated the entire world on September 11th when terrorist attacks struck the World Trade Center and the Pentagon. As a result, a week's worth of NFL games were postponed. The Eagles were 2-2 before beating the Giants, 10-9, on Monday Night Football for the first time since 1996 (a span of nine games). The Eagles won 8 of their last 10 games, including a dramatic 24-21 win over the Giants on





## YEAR-BY-YEAR HISTORY



December 30 to clinch the NFC East title. In the playoffs, the Eagles defeated the Bucs again, 31-9, and in the Divisional playoffs, Donovan McNabb made his homecoming to Chicago a sweet one, winning 33-19 at Soldier Field. McNabb threw for a career-high 25 touchdown passes in the regular season and 5 five more in the playoffs. The Pro Bowlers on defense were DE Hugh Douglas, MLB Jeremiah Trotter, CB Troy Vincent, and FS Brian Dawkins. The unit allowed the 2nd fewest point total in the NFL (208), including a league low 64 points permitted in 8 road games. In fact, their 7-1 road record was the best in franchise history. David Akers earned his first Pro Bowl berth with 115 points and set a club record with 17 consecutive FGs made.

**2002** — In the 31st and final season at Veterans Stadium, the Eagles set a team record for points scored (415), tied a team record for wins (12), and sent a league-high 10 players to the Pro Bowl. However, they fell in the NFC Championship game for the second consecutive season. Andy Reid, the consensus coach of the year, proved that the Eagles were not a one-man show, winning five of six games without Donovan McNabb (broken ankle). McNabb returned for the playoffs and directed a win over Atlanta in the Divisional playoff. 3rd stringer A.J. Feeley started the final five games of the regular season, winning his first four. Although the Eagles lost their season finale to the Giants, they were still able to clinch home field after the Jets trounced the Packers in the same stadium one day later. The defense finished in the top five in numerous categories, including points allowed, takeaways, and sacks and sent four players to the Pro Bowl: CB Troy Vincent, CB Bobby Taylor, FS Brian Dawkins, and DE Hugh Douglas. The offensive line also featured multiple Pro Bowl selections for the first time since 1980 with Tra Thomas, Jon Runyan and Jermaine Mayberry. David Akers set a team record with 133 points to earn his 2nd consecutive trip to the Pro Bowl.

**2003** — In a season marred with injuries, controversy, and a slow start, the Eagles forged their way to a third consecutive NFC East division title and their third straight trip to the NFC title game. Although they came up short in that contest to the visiting Carolina Panthers, the Eagles revamped roster provided many memorable moments. Lincoln Financial Field officially became the Eagles new nest with a season-opening Monday night contest vs. Tampa Bay. But the Eagles not only lost their first two contests (a 17-0 shutout to the Bucs and a 31-10 drubbing by the Patriots), they were left without the services of Pro

Bowl defensive backs Brian Dawkins and Bobby Taylor for a large chunk of the regular season with foot injuries. Already playing without starting DE Derrick Burgess (Achilles) and rookie DE's Jerome McDougle (ankle) and Jamaal Green (ankle), the injury bug continued to spread like a rampant virus. Two key reserve DTs Paul Grasmanis (Achilles) and Hollis Thomas (biceps), and RG Jermaine Mayberry (elbow) were lost for the season before the calendar reached November, while LB Carlos Emmons (ankle) and RB Brian Westbrook (triceps) were felled by season-ending ailments in December. Remarkably, as the injuries mounted so did the wins. In fact, after a 2-3 start, the Eagles rattled off nine straight wins, tying a team record previously set during their 1960 NFL Championship season. That win streak was propelled by an improbable win at Giants Stadium on October 19. Trailing the Giants 10-7 with 1:34 remaining, no timeouts and a sputtering offense, Westbrook fielded a bouncing punt and raced 84 yards for the dramatic, game-winning score. During that win streak, the Eagles toughed out crucial wins at Green Bay with a last-minute, game-winning drive directed by Donovan McNabb, at Carolina, vs. Dallas, and at Miami. Although they stumbled in a week 15 contest vs. San Francisco, the Eagles managed to gain home-field advantage in the playoffs for the 2nd straight season. Indeed, McNabb was a major component of the Eagles reversal of fortunes. After suffering through a paltry QB rating of 51.1 in the first six games, a nagging thumb injury in his throwing hand, and disgraceful, racial commentary by former ESPN analyst Rush Limbaugh following the 0-2 start, McNabb thrived. Over the last 10 regular season contests, he registered an eye-popping 98.5 QB rating fueling his 4th consecutive berth in the Pro Bowl. Along the way, he garnered NFC offensive player of the month honors in November, leading Philadelphia to a 5-0 month. In the playoffs, he engineered a come-from-behind win vs. Green Bay and set an NFL playoff rushing record for QBs (107 yards) before suffering a rib injury a week later vs. Carolina that sidelined him in the 4th quarter. The Eagles employed a unique running back trio (Westbrook, Correll Buckhalter, and Duce Staley), dubbed the "three-headed monster," that racked up 1,618 rushing yards, 2,465 total yards from scrimmage, and 29 total TDs. Despite giving up the ball 8 times during their 0-2 start, the team established a club record for fewest turnovers in a season with 22. They also turned in a franchise-record 6 games without a give-away.





## ALL-TIME ROSTER



The following players have been on the Eagles' active roster for at least one regular or postseason game during the years indicated. In addition, players who spent the entire year on the injured reserve list since 1993 and thus have accrued an NFL season are also listed below.

NAME (POS.) COLLEGE	UNIFORM #	YR. EAGLE
<b>A A A A A</b>		
Abercrombie, Walter, (RB) Baylor	32	1988
Absher, Dick, (LB) Maryland	53	1972
Adams, Gary, (DB) Arkansas	6	1969
Adams, Keith, (LB) Clemson	57	2002*
Adams, Theo, (G) Hawaii	61	1995
Agajanian, Ben, (G) New Mexico	89	1945
Akers, David, (Q) Louisville	2	1999*
Alexander, David, (C) Tulsa	72	1987-94
Alexander, Kermit, (DB) UCLA	39	1972-73
Allen, Chuck, (LB) Washington	54	1972
Allen, Eric, (CB) Arizona State	21	1988-94
Allen, Jackie, (DB) Baylor	21	1972
Allen, Kevin, (T) Indiana	72	1985
Allert, Ty, (LB) Texas	58	1987-89
Allison, Henry, (G) San Diego St.	65	1971-72
Amerson, Glen, (B) Texas Tech	46	1961
Amundson, George, (RB) Iowa State	38	1975
Anderson, Gary, (K) Syracuse	1	1995-96
Andrews, Leroy, (B) Pittsburgh Tchrs., KS	NA	1934
Angelo, Jim, (G) Indiana (PA)	69	1987
Antwine, Houston, (DT) So. Illinois	75	1972
Archer, Dave, (QB) Iowa St.	18	1991-92
Armour, Justin, (WR) Stanford	86	1997
Armstrong, Harvey, (DT) SMU	96	1982-84
Armstrong, Neil, (E) Okla. A&M	80	1947-51
Arnold, Jay, (B) Texas	34	1937-40
Arrington, Rick, (QB) Tulsa	11	1970-73
Aschbacher, Darrel, (G) Oregon	50	1959
Asher, Jamie, (TE) Louisville	84	1999
Atkins, Steve, (FB) Maryland	38	1981
Auer, Howard, (T) Michigan	24	1933
†Auer, John, (DE) Georgia	97	1987
Autry, Darnell, (RB) Northwestern	26, 24	1998, 2000
†Ayers, Marvin, (DE) Grambling	96	1987
<b>B B B B B</b>		
Bahr, Matt, (K) Penn State	11	1993
Bailey, David, (DE) Oklahoma State	93	1990
†Bailey, Eric, (TE) Kansas St.	87	1987
Bailey, Howard, (T) Tennessee	20	1935
Bailey, Tom, (B) Florida State	31	1971-74
Bailey, Victor, (WR) Missouri	82	1993-94
Baisi, Albert, (G) West Virginia	63	1947
Baker, Jason, (P) Iowa	6	2002
Baker, John, (E) N. Carolina. Col.	78	1962
Baker, Keith, (WR) Texas Southern	80	1985
Baker, Ron, (G) Oklahoma St.	63	1980-88
Baker, Sam, (K) Oregon St.	38	1964-69
Baker, Tony, (B) Iowa St.	38	1971-72
Baldinger, Brian, (G) Duke	62	1992-93
Ballman, Gary, (E) Michigan St.	85	1967-72
Banas, Stephen, (B) Notre Dame	NA	1935
Banducci, Bruno, (G) Stanford	63	1944-45
Banta, Jack, (B) Southern Cal.	33	1941, 1944-45
Barber, Shawn, (LB) Richmond	56	2002
Barker, Bryan, (P) Santa Clara	4	1994
Barlow, Corey, (CB) Auburn	24	1992-94

NAME (POS.) COLLEGE	UNIFORM #	YR. EAGLE
Barnes, Bill, (B) Wake Forest	33	1957-61
Barnes, Larry, (FB) Tenn. State	38	1978-79
Barnes, Walter, (G) LSU	74	1948-51
Barnett, Fred, (WR) Arkansas State	86	1990-95
Barnhardt, Dan, (B) Centenary	NA	1934
Barni, Roy, (B) U. San Francisco	33	1954-55
Barnum, Leonard, (B) W. Va. Wesleyan	13	1940-42
Barr, Stephen, (WR) Pennsylvania	83	1965
Bartholomew, Sam, (B) Tennessee	27	1941
Bartlett, Doug, (DT) N. Illinois	29	1988
Bartley, Ephesians, (LB) Florida	50	1992
Bartrum, Mike, (TE/LS) Marshall	88	2000*
Basca, Nick, (B) Villanova	47	1941
Bassi, Dick, (G) Santa Clara	35	1940
Bassman, Herman, (B) Ursinus	19, 29, 24	1936
†Battaglia, Matt, (LB) Louisville	52	1987
Baughan, Maxie, (LB) Ga. Tech.	55	1960-65
Bauman, Alfred, (T) Northwestern	73	1947
Bausch, Frank, (C) Kansas	55	1940-41
Bavaro, Mark, (TE) Notre Dame	84	1993-94
Bawel, Ed, R., (B) Evansville	20, 81	1952, 1955-56
Baze, Winford, (B) Texas Tech	26, 37	1937
Beach, Pat, (TE) Washington St.	83	1992
Beals, Shawn, (WR-KR) Idaho State	81	1988
Beaver, Jim, (G) Florida	65	1962
Beckles, Ian, (G) Indiana	62	1997-98
Bednarik, Chuck, (C/LB) Pennsylvania	60	1949-62
Beisler, Randy, (DE) Indiana	64, 80	1966-68
Bell, Eddie, (B) Pennsylvania	81	1955-58
Bell, Todd, (LB) Ohio State	49, 52	1988-89
Bellamy, Mike, (WR) Illinois	81	1990
†Bellamy, Victor, (CB) Syracuse	39	1987
†Bendross, Jesse, (WR) Alabama	85	1987
Benson, Henry, (G) West Maryland	30, 39	1935
Berger, Mitch, (P) Colorado	17	1994
Bergey, Bill, (LB) Arkansas St.	66	1974-80
Berry, Dan, (B) California	19	1967
Berzinski, Willie, (B) Wisc.-LaCrosse	33	1956
Betterston, James, (RB) N. Carolina	34	1977-78
Bielski, Dick, (B) Maryland	36	1955-59
Bieniemy, Eric, (RB) Colorado	33	1999
Binotto, John, (B) Duquesne	30	1942
Bishop, Blaine, (SS) Ball State	24	2002
Bjorklund, Robert, (C) Minnesota	50	1941
Black, Michael, (T-G) Sacramento St.	77	1986
Blackmore, Richard, (CB) Mississippi St.	27	1979-82
Blaine, Ed, (G) Missouri	64	1963-66
Bleamer, Jeff, (T) Penn State	67	1975-76
Bleeker, Mel, (B) Southern Cal.	49	1944-46
Blue, Luther, (WR) Iowa St.	80	1980
Blye, Ron, (RB) Notre Dame	33	1969
Boatswain, Harry, (G/T) New Haven	69	1995, 1997
Boedecker, William, (B) DePaul	21	1950
Bogren, Vince, (E) New Mexico	73	1944
†Bolden, Gary, (DT) S.W. Oklahoma	65	1987
Boniol, Chris, (K) Louisiana Tech	18	1997-98
Booty, John, (DB) Texas Christian	42	1991-92
Boryla, Mike, (QB) Stanford	10	1974-76
Bostic, James, (RB) Auburn	27	1998-99
Bostic, Jason, (CB) Georgia Tech	32	1999-2000
Bouggess, Lee, (B) Louisville	46	1970-73
Bouie, Kevin, (RB) Mississippi St.	35, 33	1995-96

Boldface denotes players on 2004 preseason roster

† - Denotes replacement players during 1987 strike





NAME (POS.) COLLEGE	UNIFORM #	YR. EAGLE
Bova, Tony, (E) St. Francis	85	1943
Bowman, Kevin, (WR) San Jose St.	83	1987
Boykin, Deral, (S) Louisville	25	1996
Bradley, Bill, (FS) Texas	28	1969-76
† Bradley, Carlos, (LB) Wake Forest	59	1987
Bradley, Harold, (G) Iowa	65	1958
Brady, Ricky, (TE) Oklahoma	87	1995
Bredice, John, (E) Boston U.	89	1956
Brennan, Leo, (T) Holy Cross	70	1942
Brewer, John, (B) Louisville	36	1952-53
Brian, William, (T) Gonzaga	31	1935-36
Bridges, Jeremy, (T/G) Southern Mississippi	74	2003*
Brister, Bubby, (QB) NE Louisiana	6	1993-94
Britt, Rankin, (E) Texas A&M	18	1939
Brodnicki, Chuck, (T) Temple	30	1934
Brooks, Barrett, (T) Kansas State	76	1995-98
Brooks, Clifford, (DB) Tenn. State	23	1975-76
Brooks, Tony, (RB) Notre Dame	39	1992-93
Brookshier, Tom, (B) Colorado	45, 40	1953, 1956-61
Broughton, Luther, (TE) Furman	49, 86, 88, 84	1997, 1999-00
Brown, Aaron, (LB) Ohio State	90	1985
Brown, Bob, (T) Nebraska	76	1964-68
Brown, Cedrick, (CB) Washington	23	1987
† Brown, David, (LB) Miami (OH)	56	1987
Brown, Deauntae, (CB) Central State (OH)	35	1997
Brown, Fred, (LB) Miami (FL)	55, 87	1967-69
Brown, Greg, (DE) Kansas St.	98	1981-86
Brown, Jerome, (DT) Miami (FL)	99	1987-91
Brown, Na, (WR) North Carolina	85	1999-2001
† Brown, Reggie, (RB) Oregon	24	1987
Brown, Sheldon, (CB) South Carolina	39, 24	2002*
Brown, Thomas, (DE) Baylor	97	1980
Brown, Tim, (B) Ball St.	22	1960-67
Brown, Willie, (FL) Southern Cal.	23	1966
Brumm, Don, (DE) Purdue	80	1970-71
Brutley, Daryon, (CB) Northern Iowa	31	2003
Brunski, Andrew, (C) Temple	62	1943
Bryant, Bill, (CB) Grambling	25	1978
Brezinski, Doug, (G) Boston College	74	1999-2002
Buckhalter, Correll, (RB) Nebraska	28	2001*
Budd, Frank, (E) Villanova	20	1962
Bukant, Joe, (B) Wash. U. (St. Louis)	36	1938-40
Bulaich, Norm, (RB) Tex. Christian	36	1973-74
Bull, Ron, (B) Baylor	47	1971
Bunting, John, (LB) N. Carolina	95	1972-82
Burgess, Derrick, (LB/DE) Mississippi	59, 56	2001*
Burk, Adrian, (B) Baylor	10	1951-56
Burke, Mark, (DB) West Virginia	29	1976
Burks, Dialleo, (WR) E. Kentucky	42, 89, 86	1996
Burnette, Tom, (B) No. Carolina	19	1938
Burnham, Lem, (DE) U.S. International	67	1977-80
Burnine, Hank, (E) Missouri	84	1956-57
Burroughs, Don, (B) Colorado St.	45	1960-64
Bushby, Thomas, (B) Kansas State	45	1935
Buss, Art, (T) Michigan St.	45, 12	1936-37
Butler, Bob, (G) Kentucky	53	1962
Butler, John, (T) Tennessee	27	1943-1945
Byars, Keith, (RB) Ohio State	42, 41	1986-92
Byrne, Bill, (G) Boston College	66	1963

CCCCC

Cabrelli, Larry, (E) Colgate	84	1941-47
Caesar, Ivan, (LB) Boston College	53	1993
Caffey, Lee Roy, (LB) Texas A&M	58	1963
Cagle, Jim, (DT) Georgia	72	1974
Cahill, Dave, (DT) Arizona St. (Flagstaff)	58	1966
Caldwell, Mike, (LB) Middle Tennessee St.	56	1998-2001

NAME (POS.) COLLEGE	UNIFORM #	YR. EAGLE
Calhoun, Don, (RB) Kansas State	30	1982
Calicchio, Lonny, (K) Mississippi	17	1997
Calloway, Ernie, (DT) Texas South	57, 77	1969-72
Campbell, Glenn, (E) Emporia Teachers	29	1935
Campbell, Marion, (T) Georgia	78	1956-61
Campbell, Stan, (G) Iowa State	64	1959-61
Campbell, Tommy, (DB) Iowa State	37	1976
Campfield, Billy, (RB) Kansas	37	1978-82
Campion, Thomas, (T) Southeast La.	72	1947
Canale, Rocco, (G) Boston College	73	1943-45
Carmichael, Harold, (WR) Southern	17	1971-83
Carollo, Joe, (T) Notre Dame	76	1969-70
Carpe, Joe, (T) Millikin	NA	1933
Carpenter, Rob, (WR) Syracuse	81	1995
Carr, Earl, (RB) Florida	32	1979
Carr, Jim, (B) Morris Harvey	21	1959-63
Carriocci, Russ, (G) Virginia	64	1955
Carroll, Terrence, (S) Oregon St.	33	2001
Carson, Carlos, (WR) LSU	87	1989
Carter, Cris, (WR) Ohio State	80	1987-89
Carter, Joe, (E) Austin	31, 17	1933-40
Case, Pete, (G) Georgia	67	1962-64
Cassady, Howard, (B) Ohio State	41	1962
Castiglia, Jim, (B) Georgetown	31	1941, 1945-46
† Caterbone, Thomas, (CB) Frank. & Marsh.	49	1987
Catlin, Tom, (LB) Oklahoma	63	1959
Cavanaugh, Matt, (DB) Pittsburgh	6	1986-89
Caver, Quinton, (LB) Arkansas	55	2001-2002
Cemore, Tom, (G) Creighton	61	1941
Ceppitelli, Gene, (G) Villanova	54	1968-69
Chalenski, Mike, (DL) UCLA	71	1993-95
Chapura, Dick, (DT) Missouri	97	1990
Cheek, Louis, (T) Texas A&M	75	1990
Cherry, Je'Rod, (S) California	25	2000
Cherundolo, Chuck, (C) Penn State	21	1940
Chesley, Al, (LB) Pittsburgh	59	1979-82
Chesson, Wes, (WR) Duke	21	1973-74
Christensen, Jeff, (QB) Eastern Illinois	11	1984-85
Chuy, Don, (G) Clemson	66	1969
Giffelli, Gus, (T) Notre Dame	77	1954
Clark, Al, (CB) Eastern Michigan	21	1976
Clark, Mike, (K-E) Texas A&M	84	1963
Clark, Myers, (B) Ohio State	28	1934
Clark, Willie, (CB) Notre Dame	25	1997
Clarke, Ken, (DT) Syracuse	71	1978-87
Clayton, Don, (T) No College	NA	1936
† Clemons, Topper, (RB) Wake Forest	27	1987
Cobb, Garry, (LB) Southern Cal.	50	1985-87
Cody, Bill, (LB) Auburn	66	1972
Colavito, Rocky, (LB) Wake Forest	58	1975
Cole, John, (B) St. Joseph's	37	1938-40
Coleman, Al, (DB) Tennessee State	8	1972
Coleman, Marco, (DE) Georgia Tech	93	2003
Collie, Bruce, (G) Texas-Arlington	69	1990-91
Colman, Wayne, (DB) Temple	49	1968-69
Combs, William, (E) Purdue	82	1942
Concannon, Jack, (QB) Boston College	3	1964-66
Conjar, Larry, (B) Notre Dame	25	1968
† Conlin, Ray, (DT) Ohio St.	91	1987
Conner, Darion, (DE) Jackson St.	93	1996-97
Conti, Enio, (G) Bucknell	51	1941-45
Conwell, Joe, (T) North Carolina	79	1986-87
Cook, Leon, (T) Northwestern	72	1942
Cook, Rashard, (S) Southern Cal.	42	1999-2002
Cooke, Ed, (E) Maryland	86	1958
Cooper, Evan, (DB-KR) Michigan	21	1984-87

Boldface denotes players on 2004 preseason roster    † - Denotes replacement players during 1987 strike





NAME (POS.) COLLEGE	UNIFORM #	YR. EAGLE
Cooper, Louis, (LB) Western Carolina	52	1993
Cooper, Richard, (T) Tennessee	77	1996-98
Copeland, Russell, (WR) Memphis State	86	1997-98
Cornish, Frank, (C) UCLA	68	1995
Coston, Zed, (C) Texas A&M	23	1939
Cotthen, Paige, (B) Mississippi	45	1959
Cowher, Bill, (LB) No. Carolina St.	57	1983-84
Cowhig, Jerry, (B) Notre Dame	36	1951
Crabb, Claude, (B) Colorado	23	1964-65
Craft, Russ, (B) Alabama	33	1946-53
Crafts, Jerry, (T/G) Louisville	73	1997-98
Crawford, Charles, (RB) Okla. State	45	1986-87
Crech, Bob, (LB) Texas Christian	58	1971-72
Creswell, Smiley, (DE) Michigan St.	92	1985
Crews, Terry, (LB) Western Michigan	54	1996
Cronin, Bill, (E) Boston College	87	1965
Cross, Jr., (DB) Northwestern	27	1961-65, 1969
Crowe, Larry, (RB) Texas Southern	47	1972
Crutchfield, Darrel, (CB) Clemson	29	2001
Cuba, Paul, (T) Pittsburgh	23, 21	1933-35
Culbreath, Jim, (FB) Oklahoma	32	1980
Cullars, Willie, (DE) Kansas State	75	1974
Cumby, George, (LB) Kentucky	91	1987
Cunningham, Dick, (LB) Arkansas	51	1973
Cunningham, Randall, (QB) UNLV	12	1985-95
Cuppolletti, Bree, (G) Oregon	37	1939-40
Curcio, Mike, (LB) Temple	57	1981-82
Curtis, Scott, (LB) New Hampshire	91	1988

## DDDD

D'Agostino, Frank, (G) Auburn	66	1956
Darby, Byron, (DE-TE) Southern Cal.	94	1983-86
Darling, James, (LB) Washington State	57	1997-2000
Darwin, Matt, (C) Texas A&M	78	1986-90
Davis, Al, (B) Tennessee St.	43	1971-72
Davis, Antone, (T) Tennessee	77, 78	1991-95
Davis, Bob, (B) Kentucky	27	1942
Davis, Norm, (G) Grambling	64	1970
Davis, Pernell, (DT) Alabama-Birmingham	93	1999-2000
Davis, Stan, (WB) Memphis St.	81	1973
Davis, Sylvester, (B) Geneva	16	1933
Davis, Vern, (DB) W. Michigan	16	1971
Dawkins, Brian, (FS) Clemson	20	1996*
Dawson, Dale, (K) E. Kentucky	4	1988
Dean, Ted, (B) Wichita	35	1960-63
DeLine, Steve, (K) Colorado St.	2	1989
Dellenbach, Jeff, (G/C) Wisconsin	66	1999
DeLuca, Jerry, (T) Middle Tennessee St.	74	1959
Demas, George, (G) Wash. & Jeff.	27	1933
Dempsey, Jack, (T) Bucknell	27	1934, 1937
Dempsey, Tom, (K) Palomar J.C.	19	1971-74
Dennard, Mark, (C) Texas A&M	65	1984-85
Dent, Richard, (DE) Tennessee State	95	1997
DeSantis, Dan, (B) Niagara	49	1941
Detmer, Kay, (QB) Colorado	10	1997*
Detmer, Ty, (QB) BYU	14	1996-97
DeVaughn, Dennis, (DB) Bishop	25	1982-83
Dial, Alan, (DB) UCLA	24	1989
Dial, Benji, (B) E. New Mexico	4	1967
Diaz-Infante, David, (G) San Jose State	63	1999
Dickerson, Kori, (TE) Southern Cal.	86	2003*
DiFilippo, Dave, (G) Villanova	26, 69	1941
Dimmick, Tom, (T) Houston	65	1956
Dimy, Charles, (CB) UNLV	38	1997
Dingle, Nate, (LB) Cincinnati	55	1995
DiRenzo, Danny, (P) No College	82	1948
Dirks, Mike, (G) Wyoming	62	1968-71

**Boldface denotes players on 2004 preseason roster**

NAME (POS.) COLLEGE	UNIFORM #	YR. EAGLE
Disend, Leo, (T) Albright	73	1943
Ditka, Mike, (E) Pittsburgh	89	1967-68
Dixon, Al, (TE) Iowa State	86	1983
Dixon, Floyd, (WR) Stephen F. Austin	84	1992
Dixon, Ronnie, (DT) Cincinnati	90	1995-96
Dixon, Zachary, (RB) Temple	25	1980
Dobbins, Herb, (T) San Diego State	67	1974
Dogins, Kevin, (G/C) Texas A&M Kingsville	73	2003
Dorow, Al, (B) Michigan St.	10	1957
Dorsey, Dean, (K) Toronto	2	1988
Doss, Noble, (B) Texas	45	1947-48
Douglas, Dameane, (WR) California	82	1999-2002
Douglas, Hugh, (LB/DE) Central St. (OH)	53	1998-2002
Douglas, Merrill, (B) Utah	33	1962
Douglas, Otis, (T) W & W	71	1946-49
Dow, Elwood, (B) W. Texas St.	14	1938-40
Dowda, Harry, (B) Wake Forest	44	1954-55
Doyle, Ted, (T) Nebraska	72	1943
Drake, Joe, (DT) Arizona	99	1985
Drake, Troy, (T) Indiana	75	1995-97
Drummond, Robert, (RB) Syracuse	36	1989-91
Duckworth, Bobby, (WR) Arkansas	80	1986
Dudley, Paul, (B) Arkansas	28	1963
Dumbauld, John, (DE) Kentucky	93	1987-88
Duncan, Rick, (K) E. Montana St.	32	1968
Dunek, Ken, (TE) Memphis State	86	1980
Dunn, Jason, (TE) E. Kentucky	87	1996-98
Dunstan, Bill, (DT) Utah St.	61	1973-76
Durko, John, (E) Albright	88	1944

## EEEE

Edwards, Anthony, (WR) N. Mx. Highlands	84	1989-90
Edwards, Herman, (DB) San Diego St.	46	1977-85
Ehlers, Tom, (LB) Kentucky	59	1975-77
Eibner, John, (T) Kentucky	76, 77	1941-42, 1946
Eiden, Edmund, (B) Scranton	71	1944
Elewonibi, Moe, (T) BYU	65	1995
Ellis, Drew, (T) TCU	35	1938-40
Ellis, Ray, (S) Ohio State	24	1981-85
Elstrom, Marvin, (B) Oklahoma City	10	1934
Emanuel, Charles, (S) West Virginia	47	1997
Emeliachik, Pete, (E) Richmond	39	1967
Emmons, Carlos, (LB) Arkansas State	51	2000-03
Emmons, Franklin, (B) Oregon	44	1940
Ena, Justin, (LB) BYU	95	2002*
Engles, Rick, (P) Tulsa	13	1978
Enke, Fred, (B) Arizona	17	1952
Ephraim, Alonzo, (C) Alabama	50	2003*
Erdlitz, Richard, (B) Northwestern	11, 30	1942, 1945
Estes, Larry, (DE) Alcorn A&M	81	1972
Evans, Byron, (LB) Arizona	56	1987-94
Evans, Donald, (DE) Wins.-Salem St.	77	1988
Evans, Mike, (C) Boston College	59	1968-73
Everett, Eric, (CB) Texas Tech	42	1988-89
Everett, Major, (FB) Miss. College	39	1983-85
Everitt, Steve, (C) Michigan	61	1997-99

## FFFF

Fagioli, Carl, (G) No College	77	1944
Farmer, Ray, (LB) Duke	55	1996-98
Farragut, Ken, (C) Mississippi	53	1951-54
Fazio, Ron, (TE) Maryland	87	1987
Feagles, Jeff, (P) Miami (FL)	5	1990-93
Feather, E.E., (B) Kansas State	NA	1933
Feehery, Gerry, (C-G) Syracuse	67	1983-87
Feeley, A.J., (QB) Oregon	14	2001-03
Felber, Fred, (E) No. Dakota	32	1933
Feller, Happy, (K) Texas	1	1971

† - Denotes replacement players during 1987 strike





NAME (POS.) COLLEGE	UNIFORM #	YR. EAGLE
Fencel, Richard, (E) Northwestern	29	1933
Ferko, John, (G) West Chester	11, 19	1937-38
Ferrante, Jack, (E) No College	83, 87	1941, 1944-50
Ferrara, Frank, (DE) Rhode Island	75	2003
Ferris, Neil, (B) Loyola (CA)	27	1952
Fiedler, Bill, (G) Pennsylvania	38	1938
Fiedler, Jay, (QB) Dartmouth	11	1994-95
Field, Richard, (G) No College	NA	1939-40
Finn, Mike, (T) Arkansas - Pine Bluff	79	1994
Finneran, Brian, (WR) Villanova	86	1999
Fitzgerald, Mickey, (FB) Virginia Tech	38	1981
Fitzkee, Scott, (WR) Penn State	81	1979-80
Fonatenot, Chris, (TE) McNeese State	79	2003
Flores, Mike, (DT) Louisville	95, 96	1991-94
Floyd, Eric, (G) Auburn	61	1992-93
Fogle, DeShawn, (LB) Kansas State	54, 52	1997
Folsom, Steve, (TE) Utah	86	1981
Fonatenot, Chris, (TE) McNeese State	85	1998
Ford, Charles, (DB) Houston	32	1974
Ford, Fredric, (CB) Mississippi Valley State	46	1997
Foules, Elbert, (CB) Alcorn State	29	1983-87
Fox, Terry, (B) Miami (Fla.)	36	1941, 1945
Frahm, Herald, (B) Nebraska	NA	1935
Fraley, Hank, (C/G) Robert Morris	63	2000*
Frank, Joseph, (T) Georgetown	61, 70	1941, 1943
Franklin, Cleveland, (RB) Baylor	30	1977-78
Franklin, Tony, (K) Texas A&M	1	1979-83
Franks, Dennis, (C) Michigan	53	1976-78
Frazier, Derrick, (CB) Texas A&M	23	1993-95
Freeman, Antonio, (WR) Virginia Tech	86	2002
Freeman, Bob, (B) Auburn	41	1960-61
Frey, Glenn, (B) Temple	32	1936-37
Friedlund, Bob, (E) Michigan St.	85	1946
Friedman, Bob, (G) Washington	72	1944
Fritts, George, (T) Clemson	71	1945
Fritz, Ralph, (G) Michigan	63	1941
Fritzschke, Jim, (T-G) Purdue	72	1983
Fritzschke, William, (S) No. Carolina Central	33, 33	1986-90 '92-93
Fryar, Irving, (WR) Nebraska	80	1996-98
Fuller, Frank, (T) Kentucky	72	1963
Fuller, James, (S) Portland State	22	1996
Fuller, William, (DE) North Carolina	95	1994-96

## GGGGG

Gabbard, Steve, (OT) Florida St.	67	1989
Gabriel, Roman, (B) N. Carolina St.	5, 18	1973-77
Gambold, Bob, (B) Washington St.	14	1953
Gaona, Bob, (T) Wake Forest	64	1957
Gardner, Barry, (LB) Northwestern	52	1999-2002
Garner, Charlie, (RB) Tennessee	25, 30	1994-98
Garrity, Gregg, (WR) Penn State	86	1984-89
Gary, Russell, (DB) Nebraska	24, 38	1986
Gauer, Charles, (E) Colgate	32, 85	1943-45
Gay, Blenda, (DE) Fayetteville St.	68	1975-76
George, Ed, (T) Wake Forest	64	1976-78
George, Raymond, (T) Southern Cal.	23, 42	1940
Gerber, Elwood, (G) Alabama	62	1941-42
Gerhardt, Chris, (FS) E. Stroudsburg	46	1987
Gerhart, Tom, (DB) Ohio University	25	1992
Gersbach, Carl, (LB) West Chester	69	1970
Ghecas, Lou, (B) Georgetown	11	1941
Giammona, Louie, (RB) Utah State	33	1978-82
Giancanelli, Hal, (B) Loyola (CA)	27	1953-56
Giannelli, Mario, (G) Boston Col.	64	1948-51
Gibbs, Pat., (DB) Lamar	45	1972
Gibson, Abe, (G) Purdue	64	1956-57
Giddens, Frank, (T) New Mexico	79	1981-82

Giddens, Herschel, (T) Louisiana Tech	26	1938
Gilbert, Lewis, (TE) Florida	86	1980
Giles, Jimmie, (TE) Alcorn St.	83	1987-89
Gill, Roger, (B) Texas Tech	32	1964-65
Gilmore, Jim, (T) Ohio State	75	1986
GINNEY, Jerry, (G) Santa Clara	31	1940
Glass, Glenn, (B) Tennessee	49	1964-65
Gloden, Fred, (B) Tulane	37	1941
Glover, Rich, (DT) Nebraska	69	1975
Goebel, Brad, (QB) Baylor	8	1991
Golden, Tim, (LB) Florida	91	1985
Goldston, Ralph, (B) Youngstown State	22	1952, 1954-55
Golic, Mike, (DT) Notre Dame	90	1987-92
Gollomb, Rudy, (G) Carroll (Wis.)	14	1936
Gonya, Robert, (T) Northwestern	27	1933-34
Goode, John, (TE) Youngstown State	87	1985
Goode, Rob., (B) Texas A&M	38	1955
Goodwin, Marvin, (FS) UCLA	22	1994
Goodwin, Ron, (E) Baylor	31, 81	1963-68
Gorecki, Chuck, (LB) Boston College	51	1987
Gossage, Gene, (E) Northwestern	79	1960-62
Gouveia, Kurt, (LB) BYU	54	1995
Graham, Dave, (T) Virginia	78	1963-69
Graham, Jeff, (WR) Ohio State	81	1998
Graham, Lyle, (C) Richmond	51	1941
Graham, Tom, (G) Temple	NA	1935
Grant, Bud, (E) Minnesota	86	1951-52
Grasmanis, Paul, (DT) Notre Dame	96	2000*
Graves, Ray, (C) Tennessee	51, 52	1942-43, 1946
Gray, Cecil, (G-DT) No. Carolina	71	1990-91
Gray, Jim, (B) Toledo	28	1967
Gray, Mel, (KR/RB) Purdue	28	1997
Green, Donnie, (T) Purdue	74	1977
Green, Jamaal, (DE) Miami, (Fla.)	65	2003*
Green, John, (E) Tulsa	89	1947-51
Green, Roy, (WR) Henderson St.	81	1991-92
Gregg, Kelly, (DT) Oklahoma	94	1999-2000
Gregory, Ken, (E) Whittier	80	1962
Griffin, Don, (CB) Middle Tenn. State	28	1996
Griffin, Jeff, (CB) Utah	45	1987
Griggs, Anthony, (LB) Ohio State	58	1982-85
Grooms, Elio, (DE) Tennessee Tech	98	1987
Gros, Earl, (B) LSU	34	1964-66
Grossman, Burt, (DE) Pittsburgh	69	1994
Gudd, Leonard, (E) Temple	NA	1934
Gude, Henry, (G) Vanderbilt	73	1946
Guglielmi, Ralph, (QB) Notre Dame	17	1963
Guillory, Tony, (LB) Lamar Tech	61	1969
Gunn, Mark, (DL) Pittsburgh	96	1995-96
Gunnels, Riley, (T) Georgia	74	1960-64

## HHHHH

Hackney, Elmer, (B) Kansas State	20	1940-41
Haddix, Michael, (FB) Mississippi St.	26	1983-88
Haden, Nick, (G) Penn State	62	1986
Hager, Britt, (LB) Texas	54	1989-94
Hairston, Carl, (DE) Maryland East. Shore	78	1976-83
Hajek, Charles, (C) Northwestern	8	1934
Hall, Irving, (B) Brown	32	1942
Hall, Rhett, (DT) California	97	1995-98
Hallstrom, Ron, (G) Iowa	65	1993
Halverson, Bill, (T) Oregon State	75	1942
Halverson, Dean, (LB) Washington	56	1973-76
Hamilton, Ray, (E) Arkansas	18, 42	1940
Hamilton, Skip, (DT) Southern	99	1987
Hamiter, Uhuru, (DE) Delaware State	91	2000-2001

Boldface denotes players on 2004 preseason roster

† - Denotes replacement players during 1987 strike





NAME (POS.) COLLEGE	UNIFORM #	YR. EAGLE
Hammer, Thomas, (RB) Minnesota	33	2000
Hampton, Dave, (RB) Wyoming	34	1976
Hampton, William, (CB) Murray State	41	2001
Hankton, Karl, (WR) Trinity College (IL)	82	1998
Hansen, Roscoe, (T) No. Carolina	73	1951
Hanson, Homer, (C) Kansas State	NA	1935
Hanson, Thomas (Swede), (B) Temple	14, 42	1933-37
† Harding, Greg, (DB) Nicholls	28	1987
Harding, Roger, (C) California	72	1947
Hardy, Andre, (RB) St. Mary's (CA)	47	1984
Hargrove, Marvin, (WR) Richmond	80	1990
Harmon, Andy, (DT) Kent St.	91	1991-97
Harper, Maurice, (C) Austin	10	1937-40
Harrington, Perry, (RB) Jackson St.	35	1980-83
Harris, Al, (LB) Arizona St.	95	1989-90
Harris, Al, (CB) Texas A&M-Kingsville	31	1998-2002
Harris, Jim, (B) Oklahoma	20	1957
Harris, Jon, (DE) Virginia	90	1997-98
Harris, Leroy, (FB) Arkansas State	20	1979-82
Harris, Richard, (DE) Grambling	84	1971-73
Harris, Rod, (WR) Texas A&M	80	1990-91
Harris, Tim, (DE) Memphis State	97	1993
Harrison, Bob, (LB) Oklahoma	42	1962-63
Harrison, Dennis, (DE) Vanderbilt	68	1978-84
Harrison, Granville, (E) Mississippi St.	80	1941
Harrison, Tyree, (LB) Notre Dame	54, 55	2002-*
Hart, Clinton, (S) Central Florida CC	33	2003-*
Hart, Dick, (G) No College	71	1967-71
Hartman, Fred, (T) Rice	73	1948
Harvey, Richard, (DB) Jackson State	41	1970
Haskins, Jon, (LB) Stanford	52	1998
Hasselbeck, Tim, (QB) Boston College	11	2002
Hauck, Tim, (SS) Montana	45	1999-2002
Hawkins, Ben, (FL) Arizona State	18	1966-73
Hayden, Aaron, (RB) Tennessee	33	1998
Hayden, Ken, (C) Arkansas	50	1942
Hayes, Ed, (DB) Morgan State	47	1970
Hayes, Joe, (WR-KR) Central St. (OK)	80	1984
Haymond, Alvin, (B) Southern Univ.	30	1968
Heath, Jo Jo, (DB) Pittsburg	29	1981
Hebron, Vaughn, (RB) Virginia Tech	45, 20	1993-95
Heck, Ralph, (LB) Colorado	43	1963-65
Hegamin, George, (G/T) NC State	69	1998
Heller, Ron, (T) Penn State	73	1988-92
Henderson, Jerome, (CB) Clemson	26	1995
Henderson, Zac, (S) Oklahoma	24	1980
Hendrickson, Steve (LB) California	48	1995
Henry, Maurice, (LB) Kansas State	53	1990
Henry, Wally, (WR) UCLA	89	1977-82
Henson, Gary, (E) Colorado	80	1963
Herrod, Jeff, (LB) Mississippi	54	1997
Hershey, Kirk, (E) Cornell	80	1941
Hertel, Rob, (QB) Southern Cal.	16	1980
Hewitt, Bill, (E) Michigan	56, 82	1936-39, 1943
Hicks, Artis, (T) Memphis	77	2002-*
Higgins, Tom, (T) No. Carolina	71	1954-55
Higgs, Mark, (RB) Kentucky	22	1989
Hill, Fred, (E) Southern Cal.	86	1965-71
Hill, King, (B) Rice	10	1961-68
Hinkle, Jack, (B) Syracuse	43	1941-47
Hix, Billy, (E) Arkansas	85	1950
Hoage, Terry, (S) Georgia	34	1986-90
Hoague, Joe, (B) Colgate	13, 36	1943
Hobbs, Bill, (LB) Texas A&M	56	1969-71
Hogan, Mike, (FB) UT-Chattanooga	30, 35	1976-78, 1980
Holcomb, William, (T) Texas Tech	NA	1937

**Boldface denotes players on 2004 preseason roster**

NAME (POS.) COLLEGE	UNIFORM #	YR. EAGLE
Holly, Bob, (QB) Princeton	12	1984
Holmes, Lester, (G) Jackson State	73	1993-96
Hood, Roderick, (CB) Auburn	29	2003-*
Hooks, Alvin, (WR) Cal-Northridge	80	1981
Hoover, Mel, (WR) Arizona State	85	1982-84
Hopkins, Wes, (FS) S.M.U.	48	1983-93
Horan, Mike, (P) Long Beach St.	2	1984-85
Hord, Roy, (G) Duke	64	1962
† Horn, Marty, (QB) Lehigh	14	1987
Horrell, Bill, (G) Michigan State	62	1952
Hoss, Clark, (TE) Oregon	80	1972
Howard, Bob, (CB) San Diego St.	23	1978-79
Howell, Lane, (T) Grambling	79	1965-69
Hoyem, Lynn, (G) Long Beach St.	63	1964-67
Hoying, Bobby, (QB) Ohio State	7	1996-98
Hrabetin, Frank, (T) Loyola (CA)	71	1942
Huarte, John, (QB) Notre Dame	42, 7	1968
Hudson, Bob, (CB) Clemson	42, 88	1953-55, '57-58
Hudson, John, (G) Auburn	66	1991-95
Hughes, Chuck, (FL) Texas El Paso	13	1967-69
Hughes, William, (C) Texas	15, 29	1937-40
Hultz, Don, (DT) U. of South Miss.	83	1964-73
Humbert, Dick, (E) Richmond	81	1941, 1945-49
Humphrey, Claude, (DE) Tennessee St.	87	1979-81
Hunt, Calvin, (C) Baylor	54	1970
Hunter, Herman, (RB-KR) Tennessee St.	36	1985
Huth, Gerry, (G) Wake Forest	54, 65	1959-60
Hutton, Tom, (P) Tennessee	4	1995-98
Huxhold, Ken, (G) Wisconsin	63	1954-58
Huzvar, John, (B) No. Carolina St.	38	1952

IIIII

Ignatius, James, (G) Holy Cross	NA	1935
Illman, Ed, (B) Montana U.	NA	1933
Ingram, Mark, (WR) Michigan State	85	1996
Irvin, Willie, (B) Florida A&M	81	1953

IIIII

Jackson, Al, (CB) Georgia	26	1994
Jackson, Bob, (B) Alabama	28	1960
Jackson, Don, (B) No. Carolina	10, 50	1936
Jackson, Earnest, (RB) Texas A&M	41	1985-86
Jackson, Greg, (FS) LSU	47	1994-95
Jackson, Harold, (WR) Jackson St.	29	1969-72
Jackson, Jamaal, (G/C) Delaware State	67	2003-*
Jackson, Johnny, (DE) Southern	62	1977
Jackson, Keith, (TE) Oklahoma	88	1988-91
Jackson, Kenny, (WR) Penn St.	81, 83, 84	1984-88, '90-91
Jackson, Randy, (QB) Wichita State	33	1974
Jackson, Trenton, (FL) Illinois	27	1966
† Jacobs, David, (G) Syracuse	4	1987
Jacobs, Proverb, (T) California	67	1958
† James, Angelo, (CB) Sacramento St.	42	1987
James, "Po," Ronald (RB) N. Mexico St.	27, 33	1972-75
Janet, Ernie, (T) Washington	64	1975
Jarmoluk, Mike, (T) Temple	78	1949-55
Jarvis, Toimi, (B) No. Illinois State	32	1944
Jasper, Edward, (DT) Texas A&M	74	1997-98
Jaworski, Ron, (QB) Youngstown St.	7	1977-86
Jefferson, Greg, (DE) Central Florida	79	1995-2000
Jefferson, William, (B) Miss. State	43	1942
Jelesky, Tom, (T) Purdue	77	1985-86
Jells, Dietrich, (WR) Pittsburgh	83	1998-99
Jenkins, Izel, (CB) N. Carolina St.	46	1988-92
Jeter, Tommy, (DT) Texas	98	1992-95
Jiles, Dwayne, (LB) Texas Tech	53	1985-89
Johansson, Ove, (K) Abilene Christian	10	1977
Johnson, Albert, (B) Kentucky	44	1942

† - Denotes replacement players during 1987 strike





NAME (POS.) COLLEGE	UNIFORM #	YR. EAGLE
Johnson, Alonzo, (LB) Florida	54	1986-87
Johnson, Alvin, (B) Hardin-Simmons	27	1948
Johnson, Bill, (DT) Michigan State	94	1998-99
Johnson, Charles, (WR) Colorado	81	1999-2000
Johnson, Charlie, (MG) Colorado	65	1977-81
Johnson, Chris, (DB) Millersville	30	1987
<b>Johnson, Dirk, (P) Northern Colorado</b>	<b>8</b>	<b>2003*</b>
Johnson, Don, (B) California	40	1953-55
Johnson, Dwight, (DE) Baylor	62	2000
Johnson, Eric, (DB) Washington St.	49	1977-78
Johnson, Gene, (B) Cincinnati	27	1959-60
Johnson, Jay, (LB) E. Texas St.	48	1969
Johnson, Jimmie, (TE) Howard	88	1995-98
Johnson, Kevin, (DT) Texas Southern	94	1995-96
Johnson, Lee, (P) BYU	6	2002
Johnson, Maurice, (TE) Temple	87	1991-94
Johnson, Norm, (K) UCLA	89	1999
Johnson, Reggie, (TE) Florida St.	80	1995
<b>Johnson, Ron, (DE) Shippensburg</b>	<b>62</b>	<b>2003*</b>
Johnson, Ron, (WR) Long Beach St.	85	1985-89
Johnson, Vaughan, (LB) N. Carolina St.	52	1994
Jonas, Don, (B) Penn State	33	1962
Jones, Chris T., (WR) Miami (Fla.)	82	1995-97
Jones, Don, (B) Washington	22	1940
Jones, Harry, (B) Arkansas	23	1967-71
Jones, Jimmie, (DT/DE) Miami (Fla.)	98	1997
Jones, Joe (DE) Tennessee State	64	1974-75
Jones, Julian, (S) Missouri	27	2001-02
Jones, Preston, (QB) Georgia	8	1993
Jones, Ray, (DB) Southern U.	21	1970
Jones, Spike, (P) Georgia	6	1975-77
Jones, Tyrone, (DB) Arkansas State	31	1989
Jordan, Andrew, (TE) Western Carolina	49	1998
Jorgensen, Carl, (T) St. Mary's	42	1935
Joseph, James, (RB) Auburn	32	1991-94
Joyner, Seth, (LB) Texas-El Paso	59	1986-93
Jurgensen, Sonny, (QB) Duke	9	1957-63

## K K K K K

Kab, Vyto, (TE) Penn State	84	1982-85
<b>Kalu, N.D., (DE) Rice</b>	<b>53, 94</b>	<b>1997, 2001*</b>
Kane, Carl, (B) St. Louis	36	1936
Kapele, John, (T) Brigham Young	77	1962
Kaplan, Bennie, (G) West Maryland	77	1942
Karnofsky, Sonny, (B) Arizona	40	1945
Kasky, Ed, (T) Villanova	73	1942
Kaufusi, Steve, (DE) BYU	94	1989-90
Kavel, George, (B) Carnegie Tech	NA	1934
Keeling, Ray, (T) Texas	28	1938-39
Keen, Allen, (B) Arkansas	24	1937-38
Kekeris, Jim, (T) Missouri	77	1947
Keller, Ken, (B) North Carolina	23	1956-57
Kelley, Bob, (C) West Tex. St.	50	1955-56
Kelley, Dwight, (LB) Ohio State	51	1966-72
Kelly, Jim, (E) Notre Dame	84	1965-67
Kelly, Joe, (LB) Washington	56	1996
Kemp, Jeff, (QB) Dartmouth	16	1991
Kenneally, George, (E) St. Bonaventure	13	1933-35
Kennedy, Steve, (G) Clemson	73	1980-85
Kersey, Merrill, (P) W. Chester St.	37	1974-75
Key, Wade, (G-T) S.W. Texas State	72	1970-80
Keyes, Leroy, (DB) Purdue	20	1969-72
Keys, Howard, (T-C) Okla. St.	61	1960-64
Khayal, Ed, (T) Tulane	73	1958-61, '64-65
Kilroy, Frank, (T) Temple	76	1943-55
Kimmel, Jon, (LB) Colgate	54	1985
Kinder, Randy, (CB) Notre Dame	43	1997

NAME (POS.) COLLEGE	UNIFORM #	YR. EAGLE
King, Don, (T) Kentucky	71	1956
Kirkbaum, Kelly, (LB) Kentucky	54	1987
Kirkland, Levon, (LB) Clemson	93	2002
Kirkman, Roger, (B) Wash. & Jeff.	19, 3	1933-35
Kirksey, Roy, (G) Md. E. Shore	65, 66	1973-74
Kish, Ben, (B) Pittsburgh	44	1942-49
Klingel, John, (DE) E. Kentucky	97	1987-88
Kloppenburg, Harry, (T) Fordham	28	1936
Kmetovic, Pete, (B) Stanford	27	1946
Knapper, Joe, (B) Ottawa U. (Kan.)	11, 24	1934
Knox, Charles, (T) St. Edmonds	29	1937
Koeninger, Art, (C) Chattanooga	30	1933
Kolberg, Elmer, (B) Oregon State	16, 22	1939-40
Koman, Bill, (LB) North Carolina	68	1957-58
Konecny, Mark, (RB-PR) Alma	35	1988
Konopka, John, (B) Temple	15	1936
Kostos, Anthony, (E) Bucknell	NA	1933
Kowalczyk, Walt, (B) Michigan St.	43	1958-59
Kowalkowski, Scott, (LB) Notre Dame	57	1991-93
Kramer, Kent, (E) Minnesota	87	1971-74
Kraynak, Rich, (LB) Pittsburgh	52	1983-86
Krepfle, Keith, (TE) Iowa State	84	1975-81
Kresky, Joseph, (G) Wisconsin	26, 5	1933-35
Krieger, Robert, (E) Dartmouth	82, 89	1941, 1946
Kriel, Emmet, (G) Baylor	25	1939
Kuczynski, Bert, (E) Pennsylvania	80	1946
Kutlman, Mike, (SS) Kutztown St.	35	1987
Kupcinet, Irv., (B) North Dakota	31	1935
Kusko, John, (B) Temple	16, 21	1936-38

## L L L L L

Laack, Galen, (G) Col. of Pacific	64	1958
Lachman, Dick, (B) No College	24	1933-35
Lainhart, Porter, (B) Wash. State	18	1933
Landeta, Sean, (P) Towson State	7	1999-2002
Landsberg, Mort, (B) Cornell	30	1941
Landsee, Bob, (G-C) Wisconsin	65	1986-87
Lang, Israel, (B) Tenn. St.	29	1964-68
Lankas, James, (B) St. Mary's (Tex.)	43	1942
Lansford, Buck, (T) Texas	79	1955-57
Lapham, Bill, (C) Iowa	54	1960
Larson, Bill, (TE) Colorado State	88	1978
Latimer, Al, (CB) Clemson	29	1979
Laux, Ted, (B) St. Joseph's	15, 27	1942-44
Lavender, Joe, (DB) San Diego St.	30	1973-75
Lavergne, Damian, (T) Louisiana Tech	68	2003*
Lavette, Robert, (RB-KR) Georgia Tech	22	1987
Lawrence, Kent, (WR) Georgia	12	1969
Lawrence, Reggie, (WR) N. Carolina St.	80	1993
Lazetich, Pete, (DT) Stanford	73	1976-77
Leathers, Milton, (G) Georgia	27	1933
Le Bel, Harper, (TE) Colorado State	87	1990
Lechthal, Roy, (G) Lebanon Valley	34	1933
Ledbetter, Toy, (B) Oklahoma A&M	25	1950, 1953-55
Lee, Amp, (RB) Florida State	28	2000
Lee, Bernie, (B) Villanova	11	1938
Lee, Byron, (LB) Ohio State	58	1986-87
Leggett, Scott, (G) Central State (OH)	75	1987
Lejeune, Norman, (S) LSU	27	2003*
LeMaster, Frank, (LB) Kentucky	55	1974-83
Leonard, Jim, (B) Notre Dame	19	1934-37
Leshinski, Ron, (TE) Army	89	1999
Levanites, Stephen, (T) Boston Col.	72	1942
Levens, Dorsey, (RB) Georgia Tech	25	2002
Lewis, Chad, (TE) BYU	29	1997*
Lewis, Greg, (WR) Illinois	83	2003*
Lewis, Joe, (T) Compton	71	1962

Boldface denotes players on 2004 preseason roster

\* Denotes replacement players during 1987 strike





NAME (POS.) COLLEGE	UNIFORM #	YR. EAGLE
Lewis, Michael, (S) Colorado	32	2002-*
Leyendecker, Charles, (T) Vanderbilt	35	1933
Lilly, Sammy, (DB) Georgia Tech	37	1989-90
Lince, Dave, (E) N. Dakota	87	1966-67
Lindskog, Vic, (C) Stanford	52	1944-51
Lio, Augie, (G) Georgetown	62	1946
Lipski, John, (C) Temple	20	1933-34
Liske, Pete, (QB) Penn St.	14	1971-72
+ Litter, Greg, (DE) Iowa	99	1987
Little, Dave, (TE) Middle Tennessee State	89	1985-89
Lloyd, Dave, (LB-K) Georgia	52	1963-70
Lofton, James, (WR) Stanford	80	1993
Logan, Randy, (S) Michigan	41	1973-83
+ Long, Matt, (C) San Diego St.	61	1987
Looney, Don, (E) TCU	30	1940
Lou, Ron, (C) Arizona State	30, 51	1975
Louderback, Tom, (LB) San Jose St.	61	1958-59
Love, Clarence, (CB) Toledo	28	1998
Love, Sean, (G) Penn State	64	1997
Lucas, Dick, (E) Boston College	87	1960-63
Lueck, Bill, (G) Arizona	62	1975
Luft, Don, (E) Indiana	89	1954
Lukens, Tom, (G) Purdue	63	1972-78
Lusk, Herb, (RB) Long Beach State	32	1976-78
<b>M M M M M</b>		
MacAfee, Ken, (E) Alabama	80	1959
MacDowell, Jay, (E) Washington	85, 88	1946-51
MacMurdo, Jim, (T) Pittsburgh	6, 20	1934-37
Macioszczyk, Art, (B) W. Michigan	31	1944-47
Mack, Bill, (FL) Notre Dame	25	1964
Mackey, Kyle, (QB) East Texas State	11	1986
Mackrides, Bill, (B) Nevada	39	1947-51
Magee, John, (G) Rice	67	1948-55
Mahalic, Drew, (LB) Notre Dame	54	1976-78
Mahe, Reno, (RB/KR) BYU	34	2003-*
Mallory, John, (B) West Virginia	47	1968
Malone, Art, (RB) Arizona State	26	1975-76
Mamula, Mike, (DE) Boston College	59	1995-2000
Mandarin, Mike, (G) La Salle	62	1944-45
Manning, Roosevelt, (DT) N.E. Okla.	65	1975
Mansfield, Ray, (C) Washington	77	1963
Mansfield, Von, (DB) Wisconsin	45	1982
Manske, Ed, (E) Northwestern	36, 11	1935-36
Manton, Taldon, (B) TCU	33	1940
Manzini, Baptiste, (C) St. Vincent's	50, 66	1944-45, 1948
Marchi, Basilio, (C) N.Y.U.	55	1941-42
Marcus, Alex, (E) Temple	20	1933
Mark, Greg, (DE) Miami (FL)	91	1990
Maronic, Duke, (G) No College	61	1944-50
Marshall, Anthony, (SS) LSU	35	1998
Marshall, Larry, (KR) Maryland	22	1974-77
Marshall, Whit, (LB) Georgia	58	1996
Martin, Aaron, (DB) N. Carolina College	42	1966-67
Martin, Cecil, (FB) Wisconsin	38	1999-2002
Martin, Kelvin, (WR) Boston College	84	1995
Martin, Steve, (DT) Missouri	73, 91	1998-99
Mass, Wayne, (T) Clemson	78	1972
Masters, Bob, (B) Baylor	30, 31, 33	1937-38, 41-43
Masters, Walt, (B) Pennsylvania	53	1936
Matesic, Ed, (B) Pittsburgh	12	1934-35
Matson, Ollie, (B) San Francisco	33	1964-66
Mavrides, Menil, (G) Notre Dame	64, 65	1954, 1957
May, Dean, (QB) Louisville	5	1984
Mayberry, Jermaine, (G/T) Tex. A&M-Kings	71	1996-*
Mayes, Rufus, (T) Ohio State	77	1979
Maynard, Les, (B) Rider	21	1933

NAME (POS.) COLLEGE	UNIFORM #	YR. EAGLE
Mazzanti, Jerry, (E) Arkansas	62	1963
McAfee, Wesley, (B) Duke	40	1941
McAlister, James, (RB) UCLA	43	1975-76
McChesney, Bob, (E) Hardin-Simmons	86	1950
McClellan, Mike, (E) Oklahoma	23	1962-63
McCloskey, Mike, (TE) Penn St.	84	1987
McCrary, Fred, (FB) Mississippi St.	41	1995
McCullough, Hugh, (B) Oklahoma	NA	1943
McCusker, Jim, (T) Pitt	75	1959-62
McDonald, Don, (E) Oklahoma	81	1944-45
McDonald, Lester, (E) Nebraska	76, 26	1940
McDonald, Tommy, (FL) Oklahoma	25	1957-63
McDonough, Robert, (G) Duke	64	1942-46
McDougle, Jerome, (DE) Miami (Fla.)	95	2003-*
McFadden, Paul, (K) Youngstown St.	8	1984-87
McHale, Tom, (G-T) Cornell	68	1993-94
McHugh, Pat, (B) Georgia Tech.	49	1947-51
McIntyre, Guy, (G) Georgia	62	1995-96
McKeever, Marlin, (LB) USC	85	1973
McKenzie, Kevin, (WR) Washington State	88	1998
McKenzie, Raleigh, (C) Tennessee	63	1995-96
McKnight, Dennis, (G) Drake	62	1991
McMahon, Jim, (QB) Brigham Young	9	1990-92
McMillan, Erik, (S) Missouri	43	1993
+ McMillen, Dan, (DE) Colorado	94	1987
McMillian, Mark, (DB) Alabama	29	1992-95
McMullen, Billy, (WR) Virginia	81	2003-*
McNeill, Tom, (P) Stephen F. Austin	12, 36	1971-73
McNabb, Dexter, (FB) Florida	38	1995
McNabb, Donovan, (QB) Syracuse	5	1999-*
McPherson, Don, (QB) Syracuse	69	1988-90
McPherson, Forest, (T) Nebraska	26, 35	1935-37
McRae, Jerrold, (WR) Tennessee State	82	1979
McTyler, Tim, (CB) BYU	24	1997-98
Meadows, Ed, (E) Duke	66	1958
Medved, Ron, (DB) Washington	45	1966-70
Mellekas, John, (T) Arizona	65	1963
Mercer, Girardo, (DT) Marshall	61	2000
+ Merkins, Guido, (QB) Sam Houston St.	19	1987
Meyer, Fred, (E) Stanford	80, 89	1942, 1945
Meyers, John, (T) Washington	75	1964-67
Miano, Don, (CB) Hawaii	38	1991-94
Michaels, Ed, (G) Villanova	60	1943-46
Michel, Mike, (P-K) Stanford	2	1978
Michels, John, (T) Southern Cal.	75	1999
Michels, John, (G) Tennessee	61	1953
Middlebrook, Oren, (WR) Arkansas St.	81	1978
Mike-Mayer, Nick, (K) Temple	1	1977-78
Mikell, Quintin, (S) Boise State	46	2003-*
Millard, Keith, (DT) Washington St.	77	1993
Miller, Bubba, (C/G) Tennessee	65	1996-2001
Miller, Don, (B) SMU	46	1954
Miller, Tom, (E) Hampden-Sydney	89	1942-44
Milling, Al, (G) Richmond	51	1942
Milon, Barnes, (G) Austin	30	1934
Milons, Freddie, (WR) Alabama	85	2002
Mira, George, (QB) Miami (FL)	10	1969
Miraldi, Dean, (T) Utah	64	1982-84
Mitcham, Gene, (E) Arizona St.	80	1958
Mitchell, Brian, (RB/KR) SW Louisiana	30	2000-2002
Mitchell, Freddie, (WR) UCLA	84	2001-*
Mitchell, Leonard, (DE-T) Houston	74, 99	1981-86
Mitchell, Martin, (DB) Tulane	48	1977
+ Mitchell, Randall, (NT) UT-Chattanooga	90	1987
Molden, Frank, (T) Jackson State	74	1968
Monk, Art, (WR) Syracuse	85	1995

Boldface denotes players on 2004 preseason roster

+ Denotes replacement players during 1987 strike





NAME (POS.) COLLEGE	UNIFORM #	YR. EAGLE
Monroe, Henry, (CB) Mississippi St.	24	1979
Montgomery, Wilbert, (RB) Abilene Christian	31	1977-84
Montgomery, Monty, (CB) Houston	25	2001
† Mooney, Tim, (DE) W. Kentucky	74	1987
Moore, Damon, (SS) Ohio State	43	1999-2001
<b>Morey, Sean, (WR) Brown</b>	<b>19, 85</b>	<b>2001, 2003*</b>
Morgan, Dennis, (KR) Western Illinois	42	1975
Morgan, Mike, (LB) LSU	89	1964-67
Morris, Dwaine, (DT) S.W. Louisiana	69	1985
Morriss, Guy, (C) TCU	50, 62	1973-83
Morse, Bobby, (RB-KR) Michigan St.	36	1987
Mortell, Emmett, (B) Wisconsin	31	1937-39
Moseley, Mark, (K) Stephen F. Austin	3	1970
Moselle, D. (B) Superior (Wisc.) St.	24	1954
Mrkonic, George, (T) Kansas	72	1953
Muha, Joe, (B) V.M.I.	36	1946-50
Muhlmann, Horst, (K) No College	16	1975-77
Mulligan, George, (E) Cath. Univ.	42	1936
Moselle, D. (B) Purdue	68	1956
Murray, Calvin, (HB) Ohio State	42	1981-82
Murray, Eddie, (K) Tulane	3	1994
Murray, Francis, (B) Penn	11	1939-40
Myers, Brad, (B) Bucknell	46	1958
Myers, Jack, (B) UCLA	32	1948-50

## NNNNN

Nacrelli, Andy, (E) Fordham	87	1958
† Nease, Mike, (C-T) Tenn-Chattanooga	78	1987
Nelson, Al, (DB) Cincinnati	26	1965-73
Nelson, Dennis, (T) Illinois State	68	1976-77
Nettles, Jim, (DB) Wisconsin	9	1965-68
Newton, Charles, (B) Washington	40	1939-40
Nichols, Gerald, (DT) Florida St.	74	1993
Niland, John, (G) Iowa	74	1975-76
Nipp, Maurice, (G) Loyola (CA)	68	1952-53, 1956
Nocera, John, (LB) Iowa	29	1959-62
Norby, Jack, (B) Idaho	26	1934
Nordquist, Mark, (G) Pacific	68	1968-74
Norton, Jerry, (B) SMU	41	1954-58
Norton, Jim, (T) Washington	73	1968
Nowak, Walt, (E) Villanova	81	1944

## O O O O O

Oakes, Don, (T) Va. Tech	77	1961-62
O'Boyle, Henry, (B) Notre Dame	16	1933
O'Brien, Davey, (B) TCU	5, 8	1939-40
O'Brien, Ken, (QB) Cal-Davis	7	1993
Obst, Henry, (G) Syracuse	22	1933
Oden, Derrick, (LB) Alabama	58	1993-95
Olds, Bill, (RB) Nebraska	38, 39	1976
Oliver, Greg, (RB) Trinity (Texas)	48	1973-74
Oliver, Hubie, (FB) Arizona	34	1981-85
O'Neal, Brian, (FB) Penn State	31	1994
Opperman, Jim, (LB) Colorado State	54	1975
O'Quinn, John, (E) Wake Forest	81	1951
Ordway, William, (B) North Dakota	NA	1939
Oristaglio, Bob, (E) Pennsylvania	89	1952
Ormsbe, Elliott, (B) Bradley Tech	40	1946
Osborn, Mike, (LB) Kansas State	57	1978
Osborne, Richard, (TE) Texas A&M	88	1976-78
Outlaw, John, (DB) Jackson St.	20	1973-78
Overmyer, Bill T., (LB) Ashland Coll.	56	1972
Owens, Don, (T) Miss. Southern	70	1958-60

## P P P P P

Pacella, Dave, (G-C) Maryland	72	1984
Padow, Max, (E) Ohio State	28	1935
Pagliei, Joe, (B) Clemson	32	1959

NAME (POS.) COLLEGE	UNIFORM #	YR. EAGLE
Palelei, Lonnie, (T/G) UNLV	77	1999
Palmer, Leslie, (B) N. Carolina St.	40, 84	1948
Panos, Joe, (G) Wisconsin	63, 72	1994-97
Papale, Vince, (WR) St. Joseph's	83	1976-78
Pape, Orrin, (B) Iowa	19	1933
Parker, Artimus, (DB) So. California	24	1974-76
Parker, Rodney, (WR) Tenn. State	83	1980-81
Parmer, Jim, (B) Okla. A&M	43	1948-56
Paschka, Gordon, (G) Minnesota	61	1943
Pastorini, Dan, (QB) Santa Clara	6	1982-83
Pate, Rupert, (G) Wake Forest	63	1942
Patton, Cliff, (G) TCU	65	1946-50
Patton, Jerry, (DT) Nebraska	77	1974
Payne, Ken, (WR) Langston	82	1978
Peaks, Clarence, (B) Mich. State	26	1957-63
Pederson, Doug, (QB) NE Louisiana	14	1999
Peete, Rodney, (QB) Southern Cal.	9	1995-98
Pegg, Harold, (C) Bucknell	19	1940
Pellegrini, Bob, (LB) Maryland	53	1956, 1958-61
Penaranda, Jairo, (RB) UCLA	38	1985
Peoples, Woody, (G) Grambling	69	1978-80
Perot, Pete, (G) Northwestern Louisiana	62	1979-84
† Perrino, Mike, (T) Notre Dame	64	1987
Perry, William, (DT) Clemson	90	1993-94
Peters, Floyd, (T) San Fran. St.	72	1964-69
Peters, Scott, (C/G) Arizona St.	62	2002
Peters, Volney, (T) Southern Cal.	76	1958
Pettigrew, Gary, (DT) Stanford	88	1966-74
Philbin, Gerry, (DE) Buffalo	77	1973
Phillips, Ray, (LB) Nebraska	52	1978-81
† Phillips, Ray, (DE-LB) No. Carolina St.	93	1987
Plasecky, Albert, (E) Duke	NA	1942
Picard, Bob, (WR) Washington St.	82	1973-76
Pihos, Pete, (E) Indiana	35	1947-55
Pikonis, Joe, (E) Temple	18, 28, 2, 24	1934, 1936-37
Pinder, Cyril, (B) Illinois	22	1968-70
Pinkston, Todd, (WR) Southern Mississippi	87	2000*
Piro, Henry, (E) Syracuse	89	1941
Pisarcik, Joe, (QB) New Mexico State	9	1980-84
Pitts, Alabama, (B) No College	50	1935
Pitts, Mike, (DT-DE) Alabama	74	1987-92
Pivarnick, Joe, (G) Notre Dame	29	1936
Poage, Ray, (E) Texas	35	1964-65
Pollard, Al, (B) West Point	21	1951-53
Polley, Tom, (LB) Nevada-Las Vegas	57	1985
Pollock, William, (B) Penn Military	44	1943
Porter, Ron, (LB) Idaho	50	1969-72
Poth, Phil, (G) Gonzaga	NA	1934
Powell, Art, (B) San Jose State	87	1959
Powul, Ron, (QB) Notre Dame	11	2000
Preece, Steve, (DB) Oregon State	33	1970-72
Prescott, Harold, (E) Hardin-Sim	86	1947-49
President, Andre, (TE) Angelo (TX) St.	48	1997
Priestly, Robert, (E) Brown	81	1942
Prisco, Nick, (B) Rutgers	18	1933
Pritchard, Bosh, (B) V.M.I.	30	1942, 1946-51
Pritchett, Stanley, (RB) South Carolina	36	2000
Puetz, Garry, (T) Valparaiso	64	1979
Pylman, Bob, (T) South Dakota St.	39	1938-39
Pyne, Jim, (C/G) Virginia Tech	73	2001

## Q Q Q Q Q

Quick, Mike, (WR) No. Carolina State	82	1982-90
Quinlan, Bill, (E) Michigan St.	83	1963

## R R R R R

Rado, George, (E) Duquesne	27	1937-38
Ragazzo, Phil, (T) West. Reserve	31, 77	1940-41

Boldface denotes players on 2004 preseason roster

† Denotes replacement players during 1987 strike





NAME (POS.) COLLEGE	UNIFORM #	YR. EAGLE
Ramsey, Herschel, (E) Texas Tech	12, 88	1938-40, 1945
Ramsey, Knox, (G) William & Mary	62	1952
Ramsey, Nate, (DB) Indiana State	24	1963-72
Rash, Lou, (CB) Mississippi Valley St.	28	1984
Raskowski, Leo, (T) Ohio State	45	1935
Ratliff, Don, (DE) Maryland	77	1975
Rauch, John, (B) Georgia	11	1951
<b>Rayburn, Sam, (DT) Tulsa</b>	<b>91</b>	<b>2003*</b>
Raye, Jim, (DB) Michigan St.	30	1969
Reagan, Frank, (B) Pennsylvania	40	1949-51
Reader, Jamie, (FB) Akron	34	2001
Reaves, John, (QB) Florida	6, 7	1972-75
Recher, Dave, (C) Iowa	50, 51	1965-68
Reed, James, (LB) California	57	1977
Reed, Michael, (FB) Washington	39	1998
Reed, Taft, (B) Jackson St.	17	1967
Reese, Henry, (C-LB) Temple	25, 20	1935-39
<b>Reese, Ike, (LB) Michigan State</b>	<b>58</b>	<b>1998*</b>
Reeves, Ken, (T) Texas A&M	66	1985-89
Reeves, Marion, (DB) Clemson	45	1974
Reichenbach, Mike, (LB) E. Stroudsburg	55	1984-89
Reichow, Jerry, (E) Iowa	17	1960
Reid, Alan, (RB) Minnesota	24	1987
Reid, Mike, (S) N. Carolina St.	42	1993-94
Reilly, Kevin, (LB) Villanova	52	1973-74
Renfro, Leonard, (DT) Colorado	94	1993-94
Renfro, Will, (E) Memphis St.	66	1961
† Repko, Jay, (TE) Ursinus	89	1987
Reust, Joe, (E) Villanova	82	1952
Retzlaff, Pete, (E) S. Dakota St.	25, 44	1956-66
Reutt, Ray, (E) V.M.I.	81	1943
Ricca, Jim, (T) Georgetown	71	1955-56
Richards, Bobby, (E) LSU	68	1962-65
Richardson, Paul, (WR) UCLA	81	1993
Richardson, Jess, (T) Alabama	65, 72	1953-61
Riffle, Dick, (B) Albright	45	1938-40
Riley, Lee, (B) Detroit	22	1956, 1958-59
Rimington, Dave, (C) Nebraska	50	1988-89
Ringo, Jim, (C) Syracuse	54	1964-67
Rissmiller, Ray, (T) Georgia	77	1966
<b>Ritchie, Jon, (FB) Stanford</b>	<b>48</b>	<b>2003*</b>
Roberts, John, (B) Georgia	12	1933-34
Robinson, Burle, (E) Brigham Young	27	1935
† Robinson, Jacques, (FB) Washington	22	1987
Robinson, Jerry, (LB) UCLA	56	1979-84
Robinson, Wayne, (LB) Minnesota	52	1952-56
Robb, Joe, (E) TCU	66	1959-60
Roffler, William, (B) Washington St.	23	1954
Rogalla, John, (B) Scranton	32	1945
Rogas, Dan, (G) Tulane	65	1952
Romanowski, Bill, (LB) Boston College	53	1994-95
Romero, Ray, (G) Kansas State	68	1951
Roper, John, (LB) Texas A&M	53	1993
Rose, Ken, (LB) Nevada-Las Vegas	55	1990-94
† Ross, Alvin, (FB) Central State (OH)	41	1987
Ross, Oliver, (T) Iowa State	73	1999
Rossovich, Tim, (LB) Southern Cal.	82	1968-71
Rossum, Allen, (CB/KR) Notre Dame	25	1998-99
Roton, Herbert, (E) Auburn	18, 36	1937
Roussel, Tom, (LB) So. Miss.	54	1973
Rowan, Everett, (E) Ohio State	32	1933
Rowe, Robert, (B) Colgate	37	1935
† Royals, Mark, (P) Appalachian St.	5	1987
Rucker, Keith, (DT) Ohio Wesleyan	96	1996
Rudolph, Joe, (G) Wisconsin	64	1995
Runager, Max, (P) South Carolina	4	1979-83, 1989

Boldface denotes players on 2004 preseason roster

NAME (POS.) COLLEGE	UNIFORM #	YR. EAGLE
Runyan, Jon, (T) Michigan	69	2000*
Russell, Booker, (FB) SW Texas St.	32	1981
Russell, James, (T) Temple	17, 22	1936-37
Russell, Laf, (B) Northwestern	15	1933
Russell, Rusty, (T) South Carolina	79	1984
Ruzek, Roger, (K) Weber St.	7	1989-93
Ryan, Pat, (QB) Tennessee	10	1991
Ryan, Rocky, (E) Illinois	45	1956-58
† Ryzcek, Paul, (C) Virginia	73	1987
Rypien, Mark, (QB) Washington St.	11	1996

## SSSSS

Sader, Steve, (B) No College	33	1943
Saidock, Tom, (T) Michigan St.	75	1957
Sampleton, Lawrence, (TE) Texas	87	1982-84
Samson, Michael, (DT) Grambling	98	1996
Sanders, John, (G) SMU	67	1943, 1945
Sanders, John, (DB) South Dakota	26	1977-79
Sanders, Thomas, (RB) Texas A&M	45	1990-91
Sandifer, Dan, (B) LSU	31	1950-51
Sapp, Theron, (B) Georgia	30	1959-63
Savitsky, George, (T) Penn.	75	1948-49
Saxon, James, (FB) San Jose State	22	1995
Scarpatti, Joe, (B) N. Car. St.	21	1964-69, 1971
Schad, Mike, (G) Queen's (Canada)	79	1989-93
Schau, Ryan, (T/G) Illinois	67	1999-2001
Schaefer, Don, (B) Notre Dame	24	1956
Schmitt, Ted, (C) Pittsburgh	41	1938-40
Schnelker, Bob, (E) Bowling Green	85	1953
Schneller, Bill, (B) Miss.	24	1940
Schrader, Jim, (C) Notre Dame	51	1962-64
Schreiber, Adam, (G-C) Texas	76	1986-88
Schuehle, Jake, (B) Rice	38	1939
Schultz, Eberle, (G) Oregon St.	48, 71	1940, 1943
Schulz, Jody, (LB) East Carolina	53, 95	1983-87
Sciarra, John, (DB) UCLA	21	1978-83
Scott, Clyde, (B) Navy/Arkansas	27	1949-52
Scott, Gary, (WR) Michigan State	16, 86	2000-01
Scott, Tom, (E) Virginia	82	1953-58
Scotti, Ben, (B) Maryland	48	1962-63
Seals, Leon, (DT) Jackson St.	97	1992
Sears, Vic, (T) Oregon State	79	1941-53
Seay, Mark, (WR) Long Beach State	81	1996-97
Sebastian, Mike, (B) Pittsburgh	34	1935
Selby, Rob, (G) Auburn	75	1991-94
Shann, Bob, (B) Boston College	25	1965, 67
Sharkey, Ed, (T) Duke	66	1954-55
Shaub, Harry, (G) Cornell	NA	1935
Shaw, Rickie, (T) North Carolina	68	1994
Shaw, Ricky, (LB) Oklahoma St.	51	1989-90
Sheppard, Lito, (CB) Florida	26	2002*
Sherman, Al, (B) Brooklyn College	10	1943-47
Sherman, Heath, (RB) Texas A&I	23	1989-93
Shires, Marshall, (T) Tennessee	72	1945
Shonk, John, (E) West Virginia	85	1941
Shuler, Mickey, (TE) Penn State	82, 85	1990-91
† Siano, Mike, (WR) Syracuse	86	1987
Sikahema, Vai, (WR/PR) BYU	22	1992-93
Simerson, John, (C) Purdue	53, 64	1957-58
Simmons, Clyde, (DE) W. Carolina	96	1986-93
Simon, Corey, (DT) Florida State	90	2000*
Simoneau, Mark, (LB) Kansas State	53	2003*
Sinceno, Kaseem, (TE) Syracuse	89	1998-99
Sinclair, Michael, (DE) Eastern New Mexico	75	2002
Singletary, Reggie, (DT-G) NC State	68, 97	1986-90
Sisemore, Jerry, (T) Texas	76	1973-84
Sistrunk, Manny, (DT) Ark. AM&N	79	1976-79

† - Denotes replacement players during 1987 strike





NAME (POS.) COLLEGE	UNIFORM #	YR. EAGLE
Skaggs, Jim, (G) Washington	70	1963-72
Skladany, Leo, (E) Pittsburgh	63	1949
Skladany, Tom, (P) Ohio State	5	1983
Slater, Mark, (C) Minnesota	61	1979-83
Slay, Henry, (DT) West Virginia	95	1998
Slecht, Jeremy, (DT) Nebraska	79	2002
Small, Jessie, (LB) Eastern Kentucky	52	1989-91
Small, Torrance, (WR) Alcorn State	80	1999-2000
† Smalls, Fred, (LB) West Virginia	53	1987
Smart, Rod, (RB) Western Kentucky	24	2001
Smeja, Rudy, (E) Michigan	82	1946
Smith, Ben, (CB-S) Georgia	26	1990-93
Smith, Charles, (WR) Grambling	85	1974-81
Smith, Darrin, (LB) Miami, (Fla.)	56	1997
Smith, Darryle, (T) Tennessee	63, 75	1990-92
Smith, Ed, (TE) No College	89	1999
Smith, J.D., (T) Rice	76	1959-63
Smith, Jack, (T) Florida U.	83	1945
Smith, Jackie, (DB) Troy State	32	1971
Smith, John, (C) Stanford	83	1942
Smith, L.J., (TE) Rutgers	82	2003*
Smith, Milton, (E) UCLA	30, 82	1945
Smith, Otis, (CB) Missouri	30	1991-94
Smith, Phil, (WR) San Diego State	83	1986
Smith, Ralph, (E) Mississippi	85	1962-64
Smith, Ray, (C) Missouri	29	1933
Smith, Rich, (C) Ohio State	35	1933
Smith, Robert, (B) Nebraska	43	1956
Smith, Ron, (WR) San Diego State	81	1981-83
Smith, Steve, (T) Michigan	74, 78	1971-74
Smith, Troy, (WR) East Carolina	83, 19	1999
Smothers, Howard, (G) Beth.-Cookman	77	1995
Smukler, Dave, (B) Temple	13	1936-39
Snead, Norman, (B) Wake Forest	16	1964-70
Snyder, Lum, (T) Georgia Tech	73, 79	1952-55, 1958
Sodaski, John, (LB) Villanova	96	1972-73
Sokolis, Stan, (T) Pennsylvania	NA	1933
Solomon, Freddie, (WR) S. Car. St.	17, 84	1995-98
Solt, Ron, (G) Maryland	65	1988-91
Somers, George, (T) LaSalle	19	1939-40
Spagnola, John, (TE) Yale	88	1979-87
Spillers, Ray, (T) Arkansas	33	1937
Stackpool, John, (B) Washington	36	1942
Stacy, Siran, (RB) Alabama	27	1992
Stafford, Dick, (E) Texas Tech	86	1962-63
Staley, Duce, (RB) South Carolina	22	1997-2003
Stasica, Leo, (B) Colorado	NA	1941
Steele, Ernie, (B) Washington	37	1942-48
Steere, Dick, (T) Drake	72	1951
Steinbock, Laurence, (T) St. Thomas	34	1933
Steinke, Gil, (B) Texas A&I	41	1945-48
Stetz, Bill, (G) Boston College	65	1967
Stevens, Don, (B) Illinois	20	1952, 1954
Stevens, Matt, (S) Appalachian State	45	1997-98
Sievers, Pete, (C) Temple	20	1936
Stevens, Richard, (T) Baylor	73	1970-74
Steward, Dean, (B) Ursinus	36	1943
Stewart, Tony, (TE) Penn State	81	2001-02
Stickel, Walt, (T) Pennsylvania	72	1950-51
Stockton, Herschel, (G) McMurry	21	1937-38
Storm, Edward, (B) Santa Clara	22	1934-35
Strauthers, Tom, (DE) Jackson State	93	1983-86
Stribling, Bill, (E) Mississippi	80	1955-57
Striegel, Bill, (G) Col. of Pacific	68	1959
Stringer, Bob, (B) Tulsa	44	1952-53
Stuart, Roy, (T) Tulsa	NA	1943

Boldface denotes players on 2004 preseason roster

NAME (POS.) COLLEGE	UNIFORM #	YR. EAGLE
Stubbs, Daniel, (DE) Miami (Fla.)	93	1995
Sturgeon, Cecil, (T) No. Dakota St.	71	1941
Sturm, Jerry, (C) Illinois	55	1972
Suffridge, Bob, (G) Tennessee	60, 65	1941-45
Sugar, Leo, (E) Purdue	84	1961
Sullivan, Tom, (RB) Miami (Fl.)	25	1972-77
Suplusi, Leonard, (E) Dickinson	80	1942
Sutton, Joe, (B) Temple	45	1950-52
Sutton, Mitch, (DT) Kansas	79	1974-75
Swift, Justin, (TE) Kansas State	89	1999
Sydney, Jeff, (WR/PR) Hawaii	85	1992-94
Szafaryn, Len, (T) North Carolina	74, 76	1957-58
Szymanski, Frank, (C) Notre Dame	51	1948

TTTTT

Talcoff, Don, (T) Nevada	62	1947
Taliaferro, George, (B) Indiana	24	1955
Tamburello, Ben, (C-G) Auburn	61	1987-90
Tarasovic, George, (E) LSU	82	1963-65
Tarver, John, (RB) Colorado	49	1975
Tasef, Carl, (B) John Carroll	23	1961
Tautalatasi, Taiwale (Junior), (RB) Wash St.	37	1986-88
Tautolo, Terry, (LB) UCLA	58	1976-79
Taylor, Bobby, (CB) Notre Dame	21	1995-2003
Teltschik, John, (P) Texas	10	1986-90
Thacker, Alvin, (B) Morris Harvey	60	1941
Thomas, Hollis, (DT) No. Illinois	78	1996*
Thomas, Johnny, (CB) Baylor	41	1996
Thomas, Markus, (RB) E. Kentucky	46	1993
Thomas, Tra, (T) Florida State	72	1998*
Thomas, William, (LB) Texas A&M	51	1991-99
Thomason, Bobby, (B) V.M.I.	11	1952-57
Thomason, J. "Stumpy", (B) Ga Tech	28, 29	1935-36
Thomason, Jeff, (TE) Oregon	83	2000-2002
Thoms, Art, (DE) Syracuse	80	1977
Thompson, Broderick, (T) Kansas	76	1993-94
Thompson, Don, (E) Richmond	84	1964
Thompson, Russ, (T) Nebraska	25	1944
Thompson, Tommy, (B) Tulsa	10, 11	1941-42, '45-50
Thornton, Richard, (B) Missouri Mines	28	1933
Thrash, James, (WR) Missouri Southern	80	2001-03
Thrower, Jim, (DB) East Texas St.	49	1970-72
Thurbon, Robert, (B) Pittsburgh	49	1943
Timpson, Michael, (WR) Penn State	83	1997
† Tinsley, Scott, (QB) Southern Cal	11	1987
Tom, Mel, (DE) San Jose St.	58, 99	1967-73
Tomasetti, Lou, (B) Bucknell	15	1940-41
Toney, Anthony, (FB) Texas A&M	25	1986-90
Torrey, Bob, (FB) Penn State	39	1980
Townsend, Greg, (DE) Texas Christian	93	1994
Tracey, John, (E) Texas A&M	80	1961
Tremble, Greg, (DB) Georgia	25	1995
Trippucka, Frank, (B) Notre Dame	10	1949
Trost, Milton, (T) Marquette	27	1940
Trotter, Jeremiah, (LB) Stephen F. Austin	54	1998-2001
Troup, Bill, (QB) South Carolina	12	1975
Turner, Jeff, (DE) Oklahoma	69	1986
Turnbow, Guy, (T) Mississippi	33, 28	1933-34
Turner, Kevin, (FB) Alabama	34	1995-99
† Tural, Willie, (RB) New Mexico	23	1987
Tuten, Rick, (P) Florida St.	14	1989
Tyrell, Joe, (G) Temple	69	1952

UUUUU

† Ulmer, Michael, (DB) Doane College	32	1987
Unutoa, Morris, (C) BYU	68	1996-98
Upersa, Tufuli, (G) Montana	75	1971
Urevig, Claude, (B) North Dakota	30	1935

† - Denotes replacement players during 1987 strike





## NAME (POS.) COLLEGE UNIFORM # YR. EAGLE

### V V V V V

Valentine, Zack, (LB) East Carolina	54	1982-83
Van Brocklin, Norm, (QB) Oregon	11	1958-60
Van Buren, Ebert, (B) LSU	17, 31	1951-53
Van Buren, Steve, (B) LSU	15	1944-51
Van Dyke, Alex, (WR) Nevada	86	1999-2000
Van Dyke, Bruce, (G) Missouri	66	1966
Vasys, Arunas, (LB) Notre Dame	61	1966-68
Vick, Roger, (RB) Texas A&M	43	1990
Vincent, Troy, (CB) Wisconsin	23	1996-2003

### W W W W W

Wagner, Steve, (S-LB) Wisconsin	42	1980-81
Wainright, Frank, (TE) N. Colorado	87	1995
Walik, Billy, (WR) Villanova	9	1970-72
Walker, Adam, (FB) Pittsburgh	29	1996
Walker, Corey, (RB) Arkansas State	39, 29	1997-98
Walker, Darwin, (DT) Tennessee	97	2000*
Walker, Herschel, (RB) Georgia	34	1992-94
Wallace, Al, (DE/LB) Maryland	96	1997-99
Walston, Robert, (E/K) Georgia	83	1951-62
†Walters, Pete, (G) W. Kentucky	68	1987
Walters, Stan, (T) Syracuse	75	1975-83
Walton, John, (QB) Elizabeth City St.	10, 11	1976-79
Ward, Jim, (QB) Gettysburg	7	1971-72
Warren, Buist, (B) Tennessee	41	1945
Warren, Chris, (RB) Ferrum	35	2000
Waters, Andre, (SS), Cheyney	20	1984-93
Waters, Mike, (FB), San Diego State	33	1986
Watkins, Foster, (B) West Tex. St.	39, 41	1940-41
Watkins, Larry, (B) Alcorn A&M	34	1970-72
Watson, Edwin, (RB) Purdue	35	1999
Watson, Tim, (SS) Howard	33	1997
Walters, Ricky, (RB) Notre Dame	32	1995-97
Wayne, Nate, (LB) Mississippi	54	2003*
Wear, Robert, (C) Penn State	51	1942
Weatherall, Jim, (T) Oklahoma	77	1955-57
Weaver, Jed, (TE) Oregon	87	1999
Weber, Chuck, (LB) W. Chester	51	1959-61
Weedon, Don, (G) Texas	60	1947
Wegert, Ted, (B) No College	46	1955-56
Weiner, Albert, (B) Muhlenberg	18	1934
Weinstock, Isadore, (B) Pittsburgh	10	1935
Welbourn, John, (G/T) California	76	1999-2003
Weldon, Casey, (QB) Florida St.	11	1992
Wells, Billy, (B) Mich. State	27	1958
Wells, Harold, (LB) Purdue	53	1965-68
Wendlick, Joseph, (F) Oregon State	59	1940
†Wenzel, Jeff, (T) Tulane	72	1987
West, Ed, (TE) Auburn	83	1995-96
West, Hodges, (T) Tennessee	72	1941
†West, Troy, (SS) S. California	31	1987
Westbrook, Brian, (RB) Villanova	36	2002*
Whalen, Jim, (E) Boston College	81	1971
Wheeler, Mark, (DT) Texas A&M	97	1999
Whire, John, (B) Georgia	NA	1933
White, Allison, (T) TCU	91	1939
White, Reggie, (DE-DT) Tennessee	91, 92	1985-92
Whiting, Brandon, (DT/DE) California	98	1998-2003
Whitmore, David, (S) Steph. F. Austin	42	1995
Whittingham, Fred, (LB) Calif. Poly.	53, 56	1966, 1971
Wiatrak, John, (C) Washington	NA	1939
Wilburn, Barry, (FS) Mississippi	45	1995-96
Wilcox, John, (T) Oregon	71	1960
Wilkes, Reggie, (LB) Georgia Tech.	51	1978-85
Wilkins, Jeff, (K) Youngstown St.	14	1994
Will, Erwin, (DT) Dayton	67	1965

**Boldface denotes players on 2004 preseason roster**

## NAME (POS.) COLLEGE UNIFORM # YR. EAGLE

Wiley, Norman, (E) Marshall	44, 63, 86	1950-57
Williams, Ben, (DT) Minnesota	90	1999
Williams, Bernard, (T) Georgia	74	1994
Williams, Bobbie, (G) Arkansas	66	2000-03
Williams, Boyd, (C) Syracuse	51	1947
Williams, Byron, (WR) Texas-Arlington	80	1983
Williams, Calvin, (WR) Purdue	89	1990-96
Williams, Charlie, (CB) Jackson St.	47	1978
Williams, Clyde, (T) Georgia Tech.	20	1935
Williams, Henry, (WR-KR) E. Carolina	81	1989
Williams, Jerry, (B) Wash. State	49	1953-54
Williams, Joel, (LB) Wisconsin-LaCrosse	59	1983-85
Williams, Michael, (RB) Miss. College	32	1983-84
Williams, Roger, (DB) Grambling	23	1973
Williams, Ted, (B) Boston College	31	1942
Williams, Tex, (G) Auburn	77	1942
Williams, Tyrone, (DE) Wyoming	95	1999-2000
Willis, James, (LB) Auburn	50	1995-98
Wilson, Bill, (E) Gonzaga	23	1938
Wilson, Brenard, (S) Vanderbilt	22	1979-86
Wilson, Harry, (B) Nebraska	41	1967-70
Wilson, Jerry, (E) Auburn	88	1959-60
Wilson, Osborne, (G) Penn.	25, 15	1933-35
Winfield, Vern, (G) Minnesota	67	1972-73
Wink, Dean, (DT) Yankton	64	1967-68
Wirgowski, Dennis, (DB) Purdue	75	1973
Wister, Al, (T) Michigan	70	1943-51
Witherspoon, Derrick, (RB) Clemson	31	1995-97
Wittenborn, John, (G) Southeast Mo.	62	1960-62
Wojciechowicz, Alex, (C) Fordham	53	1946-50
Wolfe, Hugh, (B) W. Tex. Tchrs.	32	1940
Woltman, Clem, (T) Purdue	15	1938-40
Woodard, Marc, (LB) Mississippi St.	57	1994-96
Woodeshick, Tom, (B) W. Virginia	37	1963-71
Woodruff, Lee, (B) Mississippi	11	1933
Woodruff, Tony, (WR) Fresno State	83	1982-84
Woodson, Sean, (S) Jackson State	37	1998
Worden, Neil, (B) Notre Dame	32	1954, 1957
Woulfe, Mike, (LB) Colorado	63	1962
Wright, Gordon, (G) Delaware State	66	1967
Wright, Sylvester, (LB) Kansas	52	1995-96
Wukits, Al, (C) Duquesne	50	1943
Wyatt, Antwan, (WR) Bethune-Cookman	85	1997
Wydo, Frank, (T) Duquesne/Cornell	74, 75	1952-57
Wyhonic, John, (G) Alabama	66	1946-47
Wynn, William, (DE) Tenn. St.	71	1973-76

### Y Y Y Y Y

Young, Adrian, (LB) Southern Cal.	35	1968-72
Young, Charlie, (TE) Southern Cal.	86	1973-76
Young, Glen, (WR) Miss. State	89	1983
Young, Michael, (WR) UCLA	83	1993
Young, Royneil, (CB) Alcorn State	43	1980-88
Youngelman, Sid, (T) Alabama	73	1956-58
Yovicsin, John, (E) Gettysburg	81	1944

### Z Z Z Z Z

Zabel, Steve, (E-LB) Oklahoma	89	1970-74
Zandofsky, Mike, (G) Washington	66	1997
Zendejas, Luis, (K) Arizona State	8	1988-89
Ziegler, Frank, (B) Georgia Tech.	41	1949-53
Zilly, John, (E) Notre Dame	88	1952
Zimmerman, Don, (WR) N.E. Lou.	80	1972-76
Zimmerman, Roy, (B) San Jose St.	17	1942-46
Zizak, Vince, (T) Villanova	23	1934-37
Zomalt, Eric, (SS) California	27	1994-96
Zordich, Michael, (SS) Penn State	36	1994-98
Zyntell, James, (G) Holy Cross	21, 9, 16	1933-35

† - Denotes replacement players during 1987 strike





## FIRST CHOICES IN ANNUAL NFL DRAFT



1936	Jay Berwanger (HB), Chicago, 1st overall	1972	John Reaves (QB), Florida, 14
1937	Sam Francis (FB), Nebraska, 1	1973	Jerry Sisemore (T), Texas, 3
1938	James McDonald (HB), Ohio State, 2		Charlie Young (TE), USC, 6
1939	Davey O'Brien (QB), Texas Christian, 4	1974	Mitch Sutton (DT), Kansas (3rd round), 63
1940	George McAfee (HB), Duke, 2	1975	Bill Capraun (T), Miami (7th round), 167
1941	Art Jones (HB), Richmond (2nd round), 11	1976	Mike Smith (DE), Florida (4th round), 111
1942	Pete Kmetovic (HB), Stanford, 3	1977	Skip Sharp (CB), Kansas (5th round), 119
1943	Joe Muha (FB), VMI, 2	1978	Reggie Wilkes (LB), Georgia Tech (3rd rd), 66
1944	Steve Van Buren (HB), LSU, 5	1979	Jerry Robinson (LB), UCLA, 21
1945	John Yonaker (E), Notre Dame, 9	1980	Roynell Young (CB), Alcorn State, 23
1946	Leo Riggs (HB), Southern California, 7	1981	Leonard Mitchell (DE), Houston, 27
1947	Neil Armstrong (E), Oklahoma A&M, 8	1982	Mike Quick (WR), North Carolina St., 20
1948	Clyde Scott (HB), Arkansas & Naval Acad., 8	1983	Michael Haddix (FB), Mississippi St., 8
1949	Chuck Bednarik (C), Penn (Bonus Pick), 1	1984	Kenny Jackson (WR), Penn State, 4
	Frank Tripucka (QB), Notre Dame, 9	1985	Kevin Allen (T), Indiana, 9
1950	Harry Grant (E), Minnesota, 14	1986	Keith Byars (RB), Ohio State, 10
1951	Ebert Van Buren (FB), LSU, 7	1987	Jerome Brown (DT), Miami, 9
1952	John Bright (FB), Drake, 5	1988	Keith Jackson (TE), Oklahoma, 13
1953	Al Conway (HB), Army & Wm. Jewell (2nd rd.), 20	1989	Jessie Small (LB), E. Kentucky (2nd round), 49
1954	Neil Worden (FB), Notre Dame, 9	1990	Ben Smith (S), Georgia, 22
1955	Dick Bielski (FB), Maryland, 9	1991	Antone Davis (T), Tennessee, 8
1956	Bob Pellegrini (C-LB), Maryland, 4	1992	Siran Stacy (RB), Alabama (2nd round), 48
1957	Clarence Peaks (FB), Michigan State, 7	1993	Lester Holmes (G), Jackson State, 19
1958	Walter Kowalczyk (FB), Michigan State, 6		Leonard Renfro (DT), Colorado, 24
1959	J.D. Smith (T), Rice (2nd round), 15	1994	Bernard Williams (T), Georgia, 14
1960	Ron Burton (B), Northwestern, 9	1995	Mike Mamula (DE/LB), Boston College, 7
1961	Art Baker (B), Syracuse, 14	1996	Jermane Mayberry (G/T), Texas A&M-Kingsville, 25
1962	Pete Case (G), Georgia (2nd round), 27	1997	Jon Harris (DE), Virginia, 25
1963	Ed Budde (T), Michigan State, 4	1998	Tra Thomas (T), Florida State, 11
1964	Bob Brown (T), Nebraska, 2	1999	Donovan McNabb (QB), Syracuse, 2
1965	Ray Rissmiller (T), Georgia (2nd round), 20	2000	Corey Simon (DT), Florida State, 6
1966	Randy Beisler (T), Indiana, 4	2001	Freddie Mitchell (WR) UCLA, 25
1967	Harry Jones (RB), Arkansas, 19	2002	Lito Sheppard (CB) Florida, 26
1968	Tim Rossovich (DE), USC, 14	2003	Jerome McDougale (DE) Miami, 15
1969	Leroy Keyes (RB), Purdue, 3	2004	Shawn Andrews (T/G) Arkansas, 16
1970	Steve Zabel (E-LB), Oklahoma, 6		
1971	Richard Harris (DE), Grambling, 5		

## YEAR-BY-YEAR DRAFT (1975-2003)



1975		1976	
1	Traded to Los Angeles Rams for Roman Gabriel	1	Traded to Cincinnati for Mike Boryla
2	Traded to Buffalo for Jerry Patton	2	Traded to Cincinnati along with John Reaves for Stan Walters and Wayne Clark
3	Traded to Los Angeles Rams for Roman Gabriel	3	Traded to Cincinnati for Horst Muhlmann
4	Traded to New Orleans for Dick Absher	4a	Traded to San Francisco for Randy Jackson
5	Traded to New England for John Tarver	4b	Mike Smith (DE), Florida (choice obtained from Miami for Norm Bulaich), 111
6	Traded to Cincinnati for Mike Boryla	4c	Choice from New England for Steve Zabel traded to Cleveland for Clifford Brooks
7	Bill Capraun (T), Miami, 167	5	Greg Johnson (DT), Florida State, 135
8	Jeff Bleamer (T), Penn State, 198	6	Kirk Johnson (T), Howard Payne, 165
9	Traded to San Francisco for Randy Jackson	7	Carl Hairston (DE), Maryland-E. Shore, 191
10	Ken Schroy (DB), Maryland, 248	8	Richard La Fargue (C), Arkansas, 216
11	Keith Rowen (G), Stanford, 273	9a	Mike Hogan (RB), Tennessee-Chatt. (choice obtained from Chicago for Mark Nordquist), 247
12	Richard Pawlewicz (RB), William and Mary, 298	9b	Richard Osbourne (TE), Texas A&M, 248
13	Tom Ehlers (LB), Kentucky, 324	10	Herb Lusk (RB), Long Beach State, 273
14	Larry O'Rourke (DT), Ohio State, 358		
15	Clayton Korver (DE), Northwestern (IA), 379		
16	Calvin Jones (WR), Texas Tech, 404		
17	Gary Webb (LB), Temple, 429		





- 11 Mike Gilbert (DT), San Diego State, 300
- 12 Traded to NY Jets for their 13th round choice
- 13a Terry Tautolo (LB), UCLA (choice from NY Jets for a 12th round choice), 353
- 13b Steve Ebbecke (DB), Villanova, 358
- 14 Melvin Shy (DB), Tennessee State, 385
- 15 Brett White (K), UCLA, 412
- 16 Steve Campassi (RB), Kentucky, 439
- 17 Anthony Terry (CB), California-Davis, 470

## 1977

- 1 Traded to Cincinnati for Bill Bergey
- 2 Traded to Oakland for James McAlister
- 3 Traded to Dallas for John Niland
- 4 Traded to Kansas City for Cliff Frazier
- 5 Skip Sharp (DB), Kansas, 119
- 6a Kevin Russell (DB), Tennessee State, 145
- 6b Wilbert Montgomery (RB), Abilene Christian (choice obtained from Chicago for Mark Nordquist), 154
- 6c Martin Mitchell (DB), Tulane (choice obtained from St. Louis thru Washington for Joe Lavender), 158
- 7 Charlie Johnson (DT), Colorado, 175
- 8 Cleveland Franklin (RB), Baylor, 202
- 9 T.J. Humphreys (G), Arkansas State, 229
- 10 John Mastronardo (WR), Villanova, 259
- 11a Rocco Moore (T), Western Michigan, 283
- 11b Mike Cordova (QB), Stanford, 286
- 12 Traded to NY Jets for their 11th round choice

## 1978

- 1 Traded to Cincinnati for Bill Bergey
- 2 Traded to Cincinnati for Bill Bergey
- 3 Reggie Wilkes (LB), Georgia Tech, 66
- 4 Dennis Harrison (DE), Vanderbilt, 92
- 5a Traded to Kansas City for Cliff Frazier
- 5b Norris Banks (RB), Kansas (choice obtained from Washington for Joe Lavender), 130
- 6 Traded to Buffalo for Donnie Green
- 7a Traded to Oakland for Art Thoms
- 7b Greg Marshall (DT), Oregon State (choice obtained from Minnesota for Bill Bradley), 186
- 8a Traded to New York Jets for Richard Osborne
- 8b Traded to New England for John Sanders (choice obtained from Buffalo for B. Dunstan)
- 9 Charles Williams (DB), Jackson State, 230
- 10 Traded to Atlanta for Dave Hampton
- 11 Billy Campfield (RB), Kansas, 288
- 12 Mark Slater (C), Minnesota, 315

## 1979

- 1 Jerry Robinson (LB), UCLA, 21
- 2 Pete Perot (G), Northwestern Louisiana, 48
- 3 Tony Franklin (K), Texas A&M, 74
- 4a Ben Cowins (RB), Arkansas (choice obtained from Washington for Joe Lavender), 94
- 4b Traded to Atlanta for Claude Humphrey
- 5 Scott Fitzkee (WR), Penn State, 126
- 6 Traded to New York Giants for assistant coach Jerry Wampller
- 7a Don Swafford (T), Florida (choice obtained from

- Cleveland for Tom Sullivan), 178
- 7b Curtis Bunche (DE), Albany (Ga.) State, 185
- 8a Chuck Correal (C), Penn State (choice obtained from Buffalo in Tom Ehlers, Tom Graham trade), 196
- 8b Max Runager (P), South Carolina, 211
- 9 Traded to Oakland for Art Thoms
- 10 Traded to San Diego for Tom Graham
- 11 Al Chesley (LB), Pittsburgh, 296
- 12 Traded to Pittsburgh for Rick Engles

## 1980

- 1 Roynell Young (DB), Alcorn State, 23
- 2 Perry Harrington (RB), Jackson State, 53
- 3 Forfeited by NFL ruling
- 4 Traded to Atlanta for Claude Humphrey
- 5 Nate Rivers (RB), South Carolina State, 135
- 6 Greg Murtha (T), Minnesota, 161
- 7 Terrell Ward (DB), San Diego State, 188
- 8 Mike Curcio (LB), Temple, 218
- 9 Bob Harris (T), Bowling Green, 245
- 10 Traded to Miami for its 11th round choice
- 11a Lee Jukes (WR), North Carolina State, 296
- 11b Thomas Brown, (DE), Baylor (choice obtained from Miami for 10th choice), 302
- 12 Howard Fields (DB), Baylor, 329

## 1981

- 1 Leonard Mitchell, (DE), Houston, 26
- 2 Dean Miraldi (G), Utah, 55
- 3 Greg LaFleur (TE), LSU, 82
- 4 Calvin Murray (RB), Ohio State, 110
- 5 Traded to Miami for Leroy Harris
- 6 Traded to NY Giants in 1980 for Joe Pisarcik
- 7a Alan Duncan (K), Tennessee (choice obtained from San Francisco), 174
- 7b Doak Field (LB), Baylor, 192
- 8 Traded to Baltimore for Ron Baker
- 9 Chuck Commiskey (C), Mississippi, 247
- 10 Hubert Oliver (FB), Arizona, 275
- 11 Gail Davis (DT), Virginia Union, 303
- 12 Ray Ellis, (SS), Ohio State, 331

## 1982

- 1 Mike Quick (WR), North Carolina State, 20
- 2 Lawrence Sampleton (TE), Texas, 47
- 3 Vyto Kab (TE), Penn State, 78
- 4 Anthony Griggs (LB), Ohio State, 105
- 5 Dennis DeVaughn (DB), Bishop, 132
- 6 Curt Grieve (WR), Yale, 159
- 7 Harvey Armstrong, (DT), Southern Methodist, 190
- 8 Jim Fritsche (T), Purdue, 217
- 9 Tony Woodruff (WR), Fresno State, 244
- 10 Traded to Miami for Steve Howell
- 11 Ron Ingram, (WR), Oklahoma State, 301
- 12 Rob Taylor (T), Northwestern, 328





## 1983

- 1 Michael Haddix (RB), Mississippi State, 8
- 2a Wes Hopkins (DB), Southern Methodist, 35
- 2b Jody Schulz (LB), East Carolina (choice obtained from Minnesota for Charlie Johnson), 46
- 3 Glen Young (WR), Mississippi State, 62
- 4 Michael Williams (RB), Mississippi College, 89
- 5 Byron Darby (DE), Southern Cal., 120
- 6 Victor Oatis (WR), Northwestern Louisiana, 147
- 7a Anthony Edgar (RB), Hawaii, 174
- 7b Jon Schultheis (G), Princeton (choice obtained from Cleveland for Tom Brown), 182
- 8 Rich Kraynak (LB), Pittsburgh, 201
- 9 Rich Pelzer (T), Rhode Island, 201
- 10 Thomas Strauthers (DT), Jackson State, 258
- 11 Steve Sebahar (C), Washington State, 285
- 12 David Mangrum (QB), Baylor, 312

## 1984

- 1 Kenny Jackson (WR), Penn State, 4
- 2 Traded to Atlanta for Joel Williams
- 3 Rusty Russell (T), South Carolina, 60
- 4 Evan Cooper (DB-KR), Michigan, 88
- 5 Andre Hardy (RB-KR), St. Mary's (CA), 116
- 6 Scott Raridon (T-G), Nebraska, 145
- 7 Joe Hayes (RB-KR), Central St. (OK), 172
- 8 Manny Matsakis (K), Capital (OH), 200
- 9 Traded to Cleveland for Bill Cowher
- 10 John Thomas (DB-KR), Texas Christian, 256
- 11 John Robertson (G-T), East Carolina, 284
- 12 Paul McFadden (K), Youngstown St., 312

## 1984 Supplemental Draft

- 1 Reggie White (DE), Tennessee, 4
- 2 Daryl Goodlow (LB), Oklahoma, 32
- 3 Thomas Carter (LB), San Diego State, 60

## 1985

- 1 Kevin Allen (T), Indiana, 9
- 2 Randall Cunningham (QB-P), UNLV, 37
- 3 Traded to Miami for Mark Dennard
- 4 Greg Naron (G), North Carolina, 93
- 5 Dwayne Jiles (LB), Texas Tech, 121
- 6a Traded to Kansas City for Al Dixon
- 6b Ken Reeves (T), Texas A&M (choice obtained from New England for Tony Franklin), 156
- 7 Traded to Washington for Bob Holly
- 8 Tom Polley (LB), Nevada-Las Vegas, 205
- 9a Dave Toub (C), Texas El-Paso (choice obtained from Cleveland for Carl Hairston), 231
- 9b Joe Drake (NT), Arizona, 233
- 10 Mark Kelso (S-PR), William & Mary, 261
- 11 Herman Hunter (RB-KR), Tennessee State, 289
- 12 Todd Russell (CB), Boston College, 317

## 1986

- 1 Keith Byars (RB), Ohio State, 10
- 2a Anthony Toney (FB), Texas A&M, 37
- 2b Alonzo Johnson (LB), Florida (choice obtained from LA Raiders for Jerry Robinson), 48
- 3 Traded to San Francisco along with second pick in

1987 for Matt Cavanaugh

- 4 Matt Darwin (C), Texas A&M (choice obtained from LA Rams for Dennis Harrison; own choice traded to San Diego for Earnest Jackson), 106
- 5a Ray Criswell (P), Florida, 121
- 5b Dan McMillen (DE) (choice obtained from Atlanta for Joel Williams), 128
- 6 Bob Landsee (C-G), Wisconsin, 149
- 7a Cornelius Redick (WR-PR), Cal. State-Fullerton, 169 (choice obtained from Atlanta for Reggie Wilkes)
- 7b Byron Lee (LB), Ohio State, 176
- 8 Seth Joyner (LB), Texas-El Paso (choice obtained from Cleveland for Anthony Griggs; own choice traded to San Francisco for Keith Baker), 208
- 9 Clyde Simmons (DE), Western Carolina, 233
- 10 Junior Tautalatasi (RB), Washington State, 261
- 11 Steve Bogdalek (G), Michigan State, 288
- 12a Reggie Singletary (DT-DE), North Carolina State, 315
- 12b Bobby Howard (RB), Indiana (choice obtained from NY Giants for past considerations), 325

## 1986 NFL Supplemental Draft

- 1 Charles Crawford (RB), Oklahoma St.

## 1987

- 1 Jerome Brown (DT), Miami, 9
- 2 Traded to San Francisco in 1986 for QB Matt Cavanaugh
- 3 Ben Tamburello (G-C), Auburn, 65
- 4 Byron Evans (LB), Arizona, 93
- 5 David Alexander (G), Tulsa, 121
- 6a Ron Moten (LB), Florida, 149
- 6b Chris Pike (DT), Tulsa, (choice obtained from Seattle for G Greg Naron), 158
- 7a Brian Williams (T), Central Michigan, 177
- 7b Used in 1986 Supplemental Draft for RB Charles Crawford (choice obtained from LA Rams in 1985 for DE Dennis Harrison)
- 8 Traded to San Diego in '85 for RB Earnest Jackson
- 9 Ken Lambiotte (QB), William & Mary, 232
- 10 Paul Carberry (DT-DE), Oregon State, 260
- 11 Traded to San Francisco in 1986 for T Joe Conwell
- 12 Bobby Morse (RB-PR), Michigan State, 316

## 1987 NFL Supplemental Draft

- 4 Cris Carter (WR), Ohio State

## 1988

- 1 Keith Jackson (TE), Oklahoma, 13
- 2 Eric Allen (CB), Arizona St., 30
- 3 Matt Patchan (T), Miami, 65
- 4 Traded to Tampa Bay along with own 2nd round pick in return for Tampa Bay's 2nd round pick
- 5 Eric Everett (CB), Texas Tech, 122
- 6a Don McPherson (QB), Syracuse, 149
- 6b Rob Sterling (SS), Maine, 161
- 7 Todd White (WR-PR), Cal State-Fullerton, 176
- 8 David Smith (FB), Western Kentucky, 207
- 9 Traded to Detroit in 1987 for TE Jimmie Giles





- 10 Joe Schuster (DT), Iowa , 261
- 11 Izel Jenkins (CB), North Carolina St., 288
- 12 Steve Kaufusi (DE), Brigham Young, 319

## 1989

- 1 Traded to Indianapolis in 1988 for Ron Solt
- 2 Jessie Small (LB), Eastern Kentucky, 49
- 3a Robert Drummond (RB), Syracuse, 76
- 3b Britt Hager (LB), Texas (choice obtained from Chicago in exchange for 5th and 7th-12th round selections), 81
- 4 Traded to Seattle in 1988 for Ron Heller
- 5 Traded along with 7th-12th round picks to Chicago for 3rd round choice
- 6 Heath Sherman (FB), Texas A&I, 162
- 7-12 Traded with 5th round pick to Chicago for 3rd rd. choice

## 1990

- 1 Ben Smith (S), Georgia, 22
- 2 Mike Bellamy (WR), Illinois, 50
- 3 Fred Barnett (WR), Arkansas State, 77
- 4 Traded to Indianapolis in 1988 for Ron Solt
- 5 Calvin Williams (WR), Purdue, 133
- 6 Kevin Thompson (S), Oklahoma, 162
- 7 Terry Strouf (T), Wisconsin-LaCrosse, 189
- 8 Curt Dykes (T), Oregon, 218
- 9 Cecil Gray (DT), North Carolina, 245
- 10 Orlando Adams (DT), Jacksonville State, 274
- 11a John Hudson (C), Auburn, (choice obtained from New Orleans for Bobby Morse), 301
- 11b Tyrone Watson (WR), Tennessee State, 323
- 12 Judd Garrett (RB), Princeton, 330

## 1991

- 1 Antone Davis (T), Tennessee, 8
- 2 Jesse Campbell (S), North Carolina State, 49
- 3 Rob Selby (G-T), Auburn, 76
- 4 William Thomas (LB), Texas A&M, 105
- 5 Craig Erickson (QB), Miami, 132
- 6a Andy Harmon (DE), Kent State (choice obtained from Houston for Don McPherson), 157
- 6b Own choice traded to Jets for Roger Vick
- 7 James Joseph (RB), Auburn, 188
- 8 Scott Kowalkowski (LB), Notre Dame, 217
- 9 Chuck Weatherspoon (RB), Houston, 244
- 10 Eric Harmon (G), Clemson, 273
- 11 Mike Flores (DE), Louisville, 300
- 12 Darrell Beavers (S-LB), Morehead State, 329

## 1992

- 1 Traded to Green Bay along with '91 first round pick in return for Green Bay's '91 first round pick.
- 2 Siran Stacy (RB), Alabama, 48
- 3 Tommy Jeter (DT), Texas 75
- 4a Tony Brooks (RB), Notre Dame 92
- 4b Casey Weldon (QB), Florida State 102
- 5 Corey Barlow (CB), Auburn 129
- 6 Jeff Snyder (WR/PR), Hawaii 170
- 7 William Boatwright (G), Virginia Tech. 187
- 8 Chuck Bullough (LB), Michigan St. 214

- 9 Ephesians Bartley (LB), Florida 241
- 10 Mark McMillian (CB), Alabama 272
- 11 Puppy Tudors (P), Tennessee-Chattanooga 299
- 12 Brandon Houston (T), Oklahoma 326

## 1993

- 1a Lester Holmes (G), Jackson State, 19 (choice obtained from NFL as compensation for the departure of Reggie White. Then traded to Houston for their 1st pick plus their 3rd round selection)
- 1b Leonard Renfro (DT), Colorado, 24
- 2 Victor Bailey (WR), Missouri, 50
- 3a Derrick Frazier (CB), Texas A&M, 75 (choice obtained from Houston)
- 3b Mike Reid (S), North Carolina State, 77
- 6 Derrick Oden (LB), Alabama, 163
- 7 Joey Mickey (TE), Oklahoma, 190
- 8 Doug Skene (T), Michigan, 217

## 1994

- 1 Bernard Williams (T), Georgia, 14
- 2a Bruce Walker (DT), UCLA, 37 (The Eagles had the 29th and final choice in the first round as compensation for the departure of veteran free agent Reggie White prior to the '93 season. That choice was then traded to Cleveland on draft day for the 40th pick overall in this draft and Cleveland's best 2nd round pick in '95. The Eagles then traded that 40th pick and their 4th round selection in '94 to Atlanta for the 37th selection overall).
- 2b Charlie Garner (RB), Tennessee, 42
- 3a Joe Panos (G), Wisconsin, 77
- 3b Eric Zomalt (S), California, 103 (choice obtained from the NFL as compensation for the loss of free agents in '93).
- 5 Marvin Goodwin (S), UCLA, 144
- 6a Ryan McCoy (LB), Houston, 174
- 6b Mitch Berger (P), Colorado, 193 (choice obtained from the NFL as compensation for the loss of free agents in '93).
- 7 Mark Montgomery (RB), Wisconsin, 206

## 1995

- 1 Mike Mamula (DE/LB), Boston College, 7 (choice obtained from Tampa Bay in exchange for the 12th pick in the first round and picks 43 and 63 in the 2nd round; Eagles also received Tampa's 3rd round pick, the 72nd pick overall in '95).
- 2a Bobby Taylor (CB), Notre Dame, 50 (choice obtained from Kansas City in exchange for WR Victor Bailey and the Eagles' 4th round selection in '95; the Eagles also received the Chiefs' 6th pick in 1996).
- 2b Barrett Brooks (T), Kansas State, 58 (choice obtained from Cleveland on draft day '94 in exchange for the the Eagles 2nd first round pick, the 29th pick overall).
- 3a Greg Jefferson (DE), Central Florida, 72 (choice obtained in the Tampa Bay trade).
- 3b Chris T. Jones (WR), Miami, 78 (choice obtained from Denver in 1994 in exchange for CB Ben





Smith).

- 4 Dave Barr (QB), California, 119 (choice obtained from Cleveland in exchange for the Eagles' 5th round pick in '95, the 147th pick overall, and the club's 5th round pick in '96).
- 6 Fred McCrary (FB), Mississippi State, 208 (choice obtained from Jacksonville along with the 210th and 248th picks in exchange for the 169th and 219th selections).
- 7a Kevin Bouie (RB), Mississippi State, 210 (choice obtained from Jacksonville in a trade made during the 5th round).
- 7b Howard Smothers (T), Bethune-Cookman, 248 (choice obtained from Jacksonville in a trade made during the 5th round).

## 1996

- 1 Jermaine Mayberry (G/T), Texas A&M-Kingsville, 25
- 2a Jason Dunn (TE), Eastern Kentucky, 54
- 2b Brian Dawkins (FS), Clemson, 61 (choice obtained from the NFL for the departure of Seth Joyner)
- 3 Bobby Hoving (QB), Ohio State, 85
- 4 Ray Farmer (LB), Duke, 121
- 5 Whit Marshall (LB), Georgia, 147 (choice obtained from Denver in 1994 trade for Ben Smith)
- 5 Own choice traded to Baltimore in 1995 for draft picks
- 6a Steve White (LB), Tennessee, 194
- 6b Tony Johnson (TE), Alabama, 197 (choice obtained from Green Bay in 1995 trade for Joe Sims)
- 6c Phillip Riley (WR), Florida State, 199 (choice obtained from Kansas City in 1995 trade for Victor Bailey)
- 7 Traded to Cleveland in 1995 for Ronnie Dixon

## 1997

- 1 Jon Harris (DE), Virginia, 25 (choice obtained from Dallas in exchange for the 22nd pick in the first round; the Eagles also received the Cowboys' 5th round pick, the 155th pick overall in '97 and the Cowboys' best 3rd round pick in 1998)
- 2 James Darling (LB), Washington State, 57 (choice obtained from San Francisco in exchange for the 55th pick; the Eagles also received the 49ers 6th round pick, the 190th pick overall, and their 7th round pick, the 227th pick overall)
- 3 Duce Staley (RB), South Carolina, 71 (choice obtained from Arizona in exchange for a 3rd round pick, the 84th pick overall, and a 6th round pick, the 188th pick overall).
- 4 Damien Robinson (S), Iowa, 119
- 5a Ndukwe Kalu (DE), Rice, 152
- 5b Luther Broughton (TE), Furman, 155 (choice obtained in Dallas trade in the 1st)
- 6a Antwan Wyatt (WR), Bethune-Cookman, 190 (choice obtained in San Francisco trade in the 2nd)
- 6b Edward Jasper (DT), Texas A&M, 198 (choice obtained from the NFL as compensation for the loss of free agents in 1996)
- 6 Own choice dealt in Arizona trade

- 7a Koy Detmer (QB), Colorado, 207 (choice obtained from NY Jets in 1997 in exchange for DT Ronnie Dixon)
- 7b Byron Capers (CB), Florida State, 225
- 7c Deauntae Brown (CB), Central State (OH), 227 (choice obtained in San Francisco trade in the 2nd)

## 1998

- 1 Tra Thomas (T), Florida State, 11
- 2 Traded to NY Jets along with a 5th round pick for DE Hugh Douglas
- 3a Jeremiah Trotter (LB), Stephen F. Austin, 72 (choice obtained from Dallas in 1997 during 1st round)
- 3b Allen Rossum (CB/KR), Notre Dame, 85 (choice obtained from NY Giants along with a 4th round pick, the 116th pick overall, in exchange for a 3rd round pick, the 70th pick overall)
- 4a Brandon Whiting (DT), California, 112 (choice obtained from Miami along with a 5th round pick, the 142nd pick overall, in exchange for a 4th round pick, the 102nd pick overall)
- 4b Clarence Love (CB), Toledo, 116 (choice obtained from NY Giants in trade made during the 3rd round)
- 5 Own choice traded to NY Jets along with a 2nd round pick for DE Hugh Douglas
- 5 Ike Reese (LB), Michigan State, 142 (choice obtained from Miami in trade made during the 4th round)
- 6 Traded to NY Jets for WR Jeff Graham
- 7 Own choice traded to Denver for a 6th round pick in 1999
- 7a Chris Akins (DT), Texas, 220 (choice obtained from the NFL as compensation for the loss of free agents in 1997)
- 7b Melvin Thomas (G), Colorado, 240 (choice obtained from the NFL as compensation for the loss of free agents in 1997)

## 1999

- 1 Donovan McNabb (QB), Syracuse, 2
- 2 Barry Gardner (LB), Northwestern, 35
- 3 Doug Brzezinski (G), Boston College, 64
- 4a John Wellbourn (T/G), California, 97
- 4b Damon Moore (S), Ohio State, 128 (choice obtained from the NFL as compensation for the loss of free agents in 1998)
- 4c Na Brown (WR), North Carolina, 130 (choice obtained from the NFL as compensation for the loss of free agents in 1998)
- 5 Own choice traded to Detroit for a 4th round pick in 2000
- 6a Cecil Martin (FB), Wisconsin, 172
- 6b Troy Smith (WR), East Carolina, 201 (choice obtained from Denver in 1998 trade)
- 7a Jed Weaver (TE), Oregon, 208
- 7b Pernell Davis (DT), Alabama-Birmingham, 251 (choice obtained from the NFL as compensation for the loss of free agents in 1998)





## 2000

- 1 Corey Simon (DT), Florida State, 6
- 2a Todd Pinkston (WR), Southern Mississippi, 36
- 2b Bobbie Williams (G), Arkansas, 61 (choice obtained from Tennessee in exchange for a 3rd round pick, the 68th pick overall, and a 5th round pick, the 135th pick overall)
- 3 Own choice traded to Tennessee in 2nd round
- 4 Gari Scott (WR), Michigan State, 99
- 4 Own choice traded to San Diego for a 3rd round pick in 2001 (pick was originally acquired from Detroit in 1999)
- 5 Own choice traded to Tennessee in 2nd round
- 6a Thomas Hamner, RB, Minnesota, 171
- 6b John Frank DE, Utah, 178 (choice obtained from Oakland for QB Bobby Hoving in 1999)
- 6c John Romero C, California, 192 (choice obtained from Washington for QB Rodney Peete in 1999)
- 7 Own choice traded to New England for WR Dietrich Jells in 1998

## 2001

- 1 Freddie Mitchell (WR), UCLA, 25
- 2 Quinton Caver (LB), Arkansas, 55
- 3 Derrick Burgess (DE), Mississippi, 63 (choice obtained from San Diego for a 4th round pick in 2000)
- 3 Own choice, 88th overall, traded to Miami along with 6th round pick, 187th overall, for 2nd round pick in 2002
- 4 Correll Buckhalter (RB), Nebraska, 121
- 5a Tony Stewart (TE), Penn State, 147 (choice obtained from Green Bay for CB Allen Rossum in 2000)
- 5b A.J. Feeley (QB), Oregon, 155
- 6 Own choice traded to Miami in the 3rd round
- 7 Own choice traded to Carolina for TE Luther Broughton in 1999

## 2002

- 1 Lito Sheppard (CB), Florida, 26
- 2 Michael Lewis (SS), Colorado, 58
- 2 Sheldon Brown (CB), South Carolina, 59 (choice obtained from Miami for 3rd and 6th round picks in 2000)
- 3 Brian Westbrook (RB), Villanova, 91
- 4 Scott Peters (C/G), Arizona State, 124
- 5 Freddie Milons (WR), Alabama, 162
- 6 Tyreo Harrison (LB), Notre Dame, 198
- 7 Raheem Brock (DE), Temple, 238

**Note:** For information on Eagles' drafts prior to 1975, please consult the Eagles' football media services department.

## 2003

- 1 Jerome McDougle (DE), Miami, 15 (choice obtained from San Diego in exchange for a 1st round pick, the 30th pick overall, and a 2nd round pick, the 62nd pick overall, in 2003. That 2nd round pick was acquired from Green Bay for CB Al Harris and a 4th round pick in 2003)
- 2 L.J. Smith (TE), Rutgers, 61
- 3 Billy McMullen (WR), Virginia, 95
- 4 Own choice traded to Green Bay along with CB Al Harris for a 2nd round pick in 2003
- 4 Jamaal Green (DE), Miami, 131 (choice obtained from the NFL as compensation for the loss of free agents in 2002)
- 5 Own choice traded to Green Bay for a 6th round pick, the 185th pick overall, and a 7th round pick, the 244th pick overall, in 2003
- 6 Jeremy Bridges (T/G), Southern Mississippi, 185 (choice obtained from Green Bay in trade made during the 5th round)
- 6 Own choice, and a 4th round pick in 2004, traded to Atlanta in exchange for LB Mark Simoneau
- 7 Norman Lejeune (S), LSU, 244 (choice obtained from Green Bay in trade made during the 5th round)
- 7 Own choice traded to Green Bay for a 6th round pick in 2004

## 2004

- 1 Shawn Andrews (T/G), Arkansas, 16 (choice obtained from San Francisco for 1st round pick, the 28th pick overall, and 2nd round pick, the 58th pick overall)
- 3 Matt Ware (CB), UCLA, 89
- 4 Own choice traded to Atlanta along with 6th round pick in 2003 for Mark Simoneau
- 4 J.R. Reed (S), South Florida, 129 (choice obtained from the NFL as compensation for the loss of free agents in 2003)
- 4 Trey Darilek (T/G), UTEP, 131 (choice obtained from the NFL as compensation for the loss of free agents in 2003)
- 5 Own choice traded to Baltimore in Terrell Owens deal
- 5 Thomas Tapeh (FB), Minnesota, 162 (choice obtained from Kansas City along with 4th round pick in 2005 for John Welbourn)
- 6 Andy Hall (QB), Delaware, 185 (choice obtained from Green Bay for 7th round pick in 2003)
- 6 Dexter Wynn (CB), Colorado State, 192
- 7 Adrien Clarke (G), Ohio State, 227
- 7 Bruce Perry (RB), Maryland, 242 (choice obtained from the NFL as compensation for the loss of free agents in 2003)
- 7 Dominic Furio (C), UNLV, 243 (choice obtained from the NFL as compensation for the loss of free agents in 2003)





## EAGLES TELEVISION NETWORK



In 1997 the Philadelphia Eagles formed the Eagles Television Network (ETN). CBS-3 (formerly KYW-3) has been a broadcast partner of ETN the past four seasons, and is ETN's flagship station. Other members of the broadcast Network are UPN - 57 Comcast SportsNet, and in the outlying markets, WOLF - Scranton/Wilkes Barre and WPMT - Harrisburg/York/Lancaster.

ETN combines state of the art programming with exclusive access to the field, locker room and the personal lives of our players and coaches. ETN earned 16 regional Emmy nominations in 2003, and has totaled 16 wins and 64 nominations in the last six years. Other awards include 19 national Telly Awards over the past four years as well as multiple local awards in the Philadelphia region.



ETN is housed within Lincoln Financial Field and is headed by Director of Broadcasting and Executive Producer, Rob Alberino. Along with Alberino a production crew of 6 fully executes the Networks productions not only for broadcast but within the stadium as well.

**In 2004, ETN will produce the following programs...**

**Eagles Preseason Games** - The Eagles Television Network will broadcast two preseason games in 2004, starting August 13th at the New England Patriots. For the fifth straight year Eagles great Ron Jaworski will provide color analysis, and is joined this year with play-by-play announcer Dave Simms. CBS-3 / UPN 57 will carry the games in Philadelphia while WPMT airs the games to our fans in Harrisburg, York and Lancaster, and WOLF airs the games in Scranton-Wilkes Barre. Each game is re-aired after the live broadcast on the previously mentioned ETN affiliate stations.

**Inside The Eagles with Andy Reid presented by Chrysler/Jeep** - UPN-57 will air this 60-minute program this season. The show will be a true "inside" look at the lives of both the players and coaches. Off the field features highlight the personalities and excitement that surrounds the team with exclusive footage privy to the ETN cameras. Eagles Insider Dave Spadaro gives viewers the latest Eagles news while NFL Films Director of Archives Ace Cacchiotti takes us back in time to some of the greatest moments in team history.

**The Donovan McNabb Show** - Hosted by CBS-3 sports anchor Beasley Reese, this program will not only bring viewers closer to the biggest star in Philadelphia, it will also go inside the locker room as well as go on location with Eagles players and coaches. This half hour show will air every Sunday morning at 11 am on CBS-3, and is a showcase of some of the best ETN has to offer.

**Eagles Total Access presented by Sovereign Bank** - The fastest half-hour on Philadelphia television airs on CBS-3 Sunday nights at 11:35 pm. See all the highlights from the game, one on one interviews with players, and exclusive locker room access only ETN cameras can provide.





## ALL-TIME COACHES



COACH	YEARS	TITLE
Dave Atkins	1986-90	Running Backs
	1991	Special Teams
	1992	Tight Ends
Herman Ball	1964-68	Offensive Coach
Bruno Banducci	1958	Offensive Line
Frank Bausch	1941	Assistant Coach
John Becker	1980-82	Running Backs
	1983	Wide Receivers
Bert Bell	1936-40	Head Coach
Tom Bettis	1989-90	Defensive Backs
Dana Bible	1998	Offensive Coordinator
Jim Bollman	1998	Tight Ends
Tommy Brasher	1985	Defensive Line
	<b>1999-2004</b>	<b>Defensive Line</b>
Zeke Bratkowski	1991-92	Quarterbacks
	1993-94	Off. Coord./Quarterbacks
Bob Bronzan	1958	Line
a-Fred Bruney	1964-68	Defensive Backs
	1977-82	Defensive Backs
	1983-85	Asst. Head Coach/DBs
	1947-50	Ends
Larry Cabrelli	1995-97	Offensive Line
Bill Callahan	1977-82	Defensive Coordinator
Marion Campbell	1983-85	Head Coach/Def. Coord.
	1990-92	Wide Receivers
	1993-94	Wide Receivers/TEs
Gerald Carr	1995-98	Wide Receivers
Jimmy Carr	1969-72	Linebackers
Bud Carson	1991-94	Def. Coord./Def. Backs
Juan Castillo	1995-96	Offensive Assistant
	1997	Tight Ends
	<b>1998-2004</b>	<b>Offensive Line</b>
Chuck Cherundolo	1962	Defensive Line
Brad Childress	1999-2001	Quarterbacks
	<b>2002-04</b>	<b>Offensive Coordinator</b>
Chuck Clausen	1976-85	Defensive Line
Tom Coughlin	1984-85	Wide Receivers
Dick Coury	1976-81	Wide Receivers
Irv Cross	1969-70	Defensive Backs
David Culley	<b>1999-2004</b>	<b>Wide Receivers</b>
John DaGrosa	1936-37	Assistant Coach
Ted Daisher	<b>2004</b>	<b>Special Teams</b>
		<b>Quality Control</b>
Bill Davis	1976	Linebackers
	1978	Tight Ends
Hugh Devore	1956-57	Head Coach
Ken Donahue	1988	Defensive Assistant
Otis Douglas	1950	Assistant Coach
Rod Dowhower	1999-2001	Offensive Coordinator
Boyd Dowler	1973-75	Passing Game
Chuck Drulis	1955	Line
Brad Ecklund	1971-72	Offensive Line
Dick Evans	1964-68	Defensive Coach
Charley Ewart	1946-48	Backfield
Tom Fears	1971-72	Off. Coord./WRs
Jeff Fisher	1986-88	Defensive Backs
	1989-90	Def. Coord./Linebackers
Leslie Frazier	1999-2002	Defensive Backs
Harry Gamble	1981-82	Tight Ends/Special Teams
Frank Gansz	1983-85	Tight Ends/Special Teams

COACH	YEARS	TITLE
Charley Gauer	1952-61	Ends
	1969-70	Offensive Coach
Sid Gillman	1979-80	Quarterbacks
	1982	Quarterbacks
	1985	Offensive Assistant
Peter Giunta	1991-94	Defensive Assistant
Sonny Grandelius	1962-63	Backfield
Jon Gruden	1995-97	Offensive Coordinator
Bobby Hammond	1993-94	Offensive Assistant
John Harbaugh	<b>1998-2004</b>	<b>Special Teams</b>
		<b>Coordinator</b>
Dale Haupt	1986-94	Defensive Line
Ben Hawkins	1982	Receivers
George Hill	1979-84	Linebackers
Ed Hughes	1981	Offensive Assistant
	1989	Offensive Assistant
John Idzik	1973-75	Running Backs
	1976	Off. Coord./Quarterbacks
Ken Iman	1976-79	Special Teams/Off. Line
	1980-86	Offensive Line
Milt Jackson	1985	Running Backs
Dick Jamieson	1995-96	Running Backs
Billy Joe	1979-80	Running Backs
Jim Johnson	<b>1999-2004</b>	<b>Defensive Coordinator</b>
Ronnie Jones	1987-88	Strength & Conditioning
	1989-90	Str. & Cond./Linebackers
John Kellison	1941-50	Line
Mike Kelly	2002	Offensive Assistant
George Kenneally	1935	Assistant Coach
b-Walt Kiesling	1943	Co-Head Coach
c-Ed Khayat	1971	Defensive Line
	1971-72	Head Coach
Frank Kilroy	1957-58	Assistant Coach
Chuck Knox, Jr.	1995-98	Defensive Assistant
Rich Kotite	1990	Off. Coord./Quarterbacks
	1991-94	Head Coach
Joe Kuharich	1964-68	Head Coach
Dick LeBeau	1973-75	Special Teams
Marv Levy	1969	Assistant Coach
Vic Linskog	1952-54	Assistant Coach
Mike McCormack	1973-75	Head Coach
Bo McMillin	1951	Head Coach
Jim McMurdo	1938-40	Line
Bill McPherson	1978	Linebackers
Ted Marchibroda	1984-85	Offensive Coordinator
Billie Matthews	1983-84	Running Backs
John Mazur	1973-75	Defensive Backs
	1976	Def. Coord./Def. Backs
Sean McDermott	2001-02	Defensive Assistant
	2003	Assistant Defensive Backs
	<b>2004</b>	<b>Secondary Coach/Safeties</b>
Tom Melvin	1999-2001	Offensive Assistant
	<b>2002-04</b>	<b>Tight Ends</b>
Walt Michaels	1973-75	Linebackers
Heinie Miller	1940	Assistant Coach
d-Wayne Millner	1951	Ends/Backfield
	1951	Head Coach
Marty Mornhinweg	2003	Senior Assistant
	<b>2004</b>	<b>Assistant Head Coach</b>
Joe Moss	1969-72	Defensive Line

a interim head coach for final game of 1985

b co-coached with Greasy Neale when Eagles and Steelers combined in 1943.

c assistant for first three games of 1971 before becoming head coach

d assistant for first two games of 1951; head coach for final 10

**Bold - indicates on current staff**





COACH	YEARS	TITLE
Bill Muir	1992-94	Offensive Line
Bill Musgrave	1998	Offensive Assistant
Dan Neal	1986	Special Teams
	1987	Special Teams/Off. Line
	1988-91	Offensive Line
Greasy Neale	1941-50	Head Coach
Laurie Niemi	1961-63	Assistant Coach
Mike Nixon	1966-68	Offensive Assistant
Steve Owen	1956-57	Assistant Coach
Larry Pasquale	1992-94	Special Teams
Sean Payton	1997-98	Quarterbacks
Carl Peterson	1976-77	Tight Ends
Wade Phillips	1986-88	Def. Coord./Linebackers
Ted Plumb	1986-89	Asst. Head Coach/Offense
Duane Putnam	1976-78	Offensive Line
John Ralston	1978	Offensive Coordinator
John Rauch	1971-72	Quarterbacks
Frank Reagan	1952-53	Assistant Coach
Mike Reed	2003-04	Defensive Assistant/ Quality Control
Andy Reid	1999-2004	Head Coach
Ray Rhodes	1995-98	Head Coach
Jess Richardson	1971-72	Defensive Line
Ron Rivera	1999-2003	Linebackers
Al Roberts	1988-90	Special Teams
Johnny Roland	1976-78	Running Backs
Rod Rust	1976-77	Linebackers
Buddy Ryan	1986-90	Head Coach
John Sandusky	1973-75	Offensive Line
Doug Scovill	1986-89	Quarterbacks
Buck Shaw	1958-60	Head Coach
David Shaw	1997	Offensive Assistant
Bill Shuey	2003-04	Offensive Assistant/ quality control
Pat Shurmur	1999-2001	Tight Ends
	2002-04	Quarterbacks
Nick Skorich	1958-60	Line
	1961-63	Head Coach
Danny Smith	1995-96	Special Teams
	1997-98	Defensive Backs
Steve Spagnuolo	1999-2000	Defensive Assistant
	2001-03	Defensive Backs
	2004	Linebackers
Dick Stanfel	1964-70	Offensive Line
Lynn Stiles	1979-81	Tight Ends/Sp. Teams
Abe Stuber	1955	Backfield
Emmitt Thomas	1995-98	Defensive Coordinator
Bobby Thomason	1957	Quarterbacks
Dave Toub	2001-2003	Special Teams
		Quality Control
Mike Trgovac	1995-98	Defensive Line
Jim Trimble	1951	Assistant Coach
	1952-55	Head Coach
Steve Van Buren	1952	Backfield
Jim Vechiarella	1991-94	Linebackers
Dick Vermeil	1976-82	Head Coach
Joe Vitt	1995-98	Linebackers
Bill Walsh	1987-91	Offensive Line
Trent Walters	2004	Secondary
Jerry Wampfler	1973-75	Defensive Line
	1979-83	Offensive Line
Joe Wessel	1997	Special Teams
Jerry Williams	1958-63	Assistant
	1969-71	Head Coach
Jim Williams	1991-94	Strength & Conditioning

**Bold** - indicates on current staff

COACH	YEARS	TITLE
Ted Williams	1995-96	Tight Ends
	1997-2004	Running Backs
Mike Wolf	1995-2004	Strength & Conditioning
Dick Wood	1983	Offensive Coordinator
	1991-94	Running Backs
Lud Wray	1933-35	Head Coach
Ken Zampese	1998	Offensive Assistant
Jack Zilly	1970-72	RBs/Special Teams

## ALL-TIME EAGLES HEAD COACHES

Head Coach	Years	Record	Playoffs
Lud Wray	1933-35	9-21-1	0-0
Bert Bell	1936-40	10-44-2	0-0
Greasy Neale	1941-50	66-44-5	3-1
Walt Kiesling (a)	1943	---	---
Bo McMillin (b)	1951	2-0-0	0-0
Wayne Millner (c)	1951	2-8-0	0-0
Jim Trimble	1952-55	25-20-3	0-0
Hugh Devore	1956-57	7-16-1	0-0
Buck Shaw	1958-60	20-16-1	1-0
Nick Skorich (d)	1961-63	15-24-3	0-0
Joe Kuharich (d)	1964-68	28-41-1	0-0
Jerry Williams	1969-71	7-22-2	0-0
Ed Khayat (e)	1971-72	8-15-2	0-0
Mike McCormack	1973-75	16-25-1	0-0
Dick Vermeil	1976-82	57-51-0	3-4
Marion Campbell	1983-85	17-29-1	0-0
Fred Bruney (f)	1985	1-0-0	0-0
Buddy Ryan	1986-90	43-38-1	0-3
Rich Kotite	1991-94	37-29-0	1-1
Ray Rhodes	1995-98	30-36-1	1-2
Andy Reid	1999-2003	56-33	5-4

**Note:** Record includes playoff games

(a) co-coached with Neale for Steagles in 1943

(b) retired due to illness after second game in 1951

(c) succeeded McMillin for last 10 games in 1951

(d) record includes one loss in Playoff Bowl

(e) succeeded Williams after first three games in 1971

(f) succeeded Campbell for last game in 1985

## EAGLES COACHES OF THE YEAR

### NFL

**1948 - Greasy Neale**

*Sporting News*

**1960 - Buck Shaw**

United Press International, Associated Press

**1979 - Dick Vermeil**

*Sporting News, Pro Football Weekly*

**1995 - Ray Rhodes**

Associated Press, *Sporting News*, Maxwell Club, NFL Films

**2000 - Andy Reid**

*Sporting News*, Maxwell Club, *Football Digest*

**2002- Andy Reid**

Associated Press, *Sporting News*, Maxwell Club, *Pro Football Weekly*

### NFC

**1979 - Dick Vermeil**

Pro Football Writers Association

**1995 - Ray Rhodes**

United Press International





## PRIME TIME GAMES



REGULAR SEASON ► WON 34, LOST 21

PLAYOFFS ► WON 1, LOST 0

Date	Opponent	Result	Network
Mon., Nov. 23, 1970	NYG	W 23-20	ABC
Mon., Oct. 2, 1972	NYG	L 12-27	ABC
Mon., Sept. 23, 1974	Dal	W 13-10	ABC
Mon., Nov. 3, 1975	LA Rams	L 3-42	ABC
Mon., Sept. 27, 1976	Was	L 17-20 (OT)	ABC
Mon., Sept. 10, 1979	Atl	L 10-14	ABC
Mon., Nov. 12, 1979	at Dal	W 31-21	ABC
Mon., Sept. 22, 1980	NYG	W 35-3	ABC
Thurs., Sept. 17, 1981	at Buf	W 20-14	ABC
Mon., Oct. 5, 1981	Atl	W 16-13	ABC
Mon., Nov. 30, 1981	at Mia	L 10-13	ABC
Mon., Oct. 10, 1988	NYG	W 24-13	ABC
Mon., Oct. 2, 1989	at Chi	L 13-27	ABC
Mon., Dec. 18, 1989	at NO	L 20-30	ABC
Sun., Sept. 9, 1990	at NYG	L 20-27	TNT
Mon., Oct. 15, 1990	Min	W 32-24	ABC
Mon., Nov. 12, 1990	Was	W 28-14	ABC
Sun., Dec. 9, 1990	at Mia	L 20-23	ESPN
Mon., Sept. 30, 1991	at Was	L 0-23	ABC
Mon., Nov. 4, 1991	NYG	W 30-7	ABC
Mon., Dec. 2, 1991	at Hou Oilers	W 13-6	ABC
Sun., Sept. 13, 1992	at Pho	W 31-14	TNT
Mon., Oct. 5, 1992	Dal	W 31-7	ABC
Mon., Dec. 6, 1993	at Dal	L 17-23	ABC
Sun., Dec. 19, 1993	at Ind	W 20-10	ESPN
Mon., Jan. 3, 1994	at SF	W 37-34 (OT)	ABC
Mon., Sept. 12, 1994	Chi	W 30-22	ABC
Sun., Oct. 9, 1994	Was	W 21-17	TNT
Mon., Oct. 24, 1994	Hou Oilers	W 21-6	ABC
Sun., Sept. 10, 1995	at Arz	W 31-19	TNT
Mon., Nov. 6, 1995	at Dal	L 12-34	ABC

Date	Opponent	Result	Network
Sun., Nov. 12, 1995	Den	W 31-13	ESPN
Mon., Sept. 9, 1996	at GB	L 13-39	ABC
Sun., Sept. 22, 1996	at Atl	W 33-18	TNT
Mon., Sept. 30, 1996	Dal	L 19-23	ABC
Thurs., Dec. 5, 1996	at Ind	L 10-37	ESPN
Mon., Sept. 15, 1997	at Dal	L 20-21	ABC
Sun., Sept. 28, 1997	at Min	L 19-28	TNT
Mon., Nov. 10, 1997	SF	L 12-24	ABC
Sun., Sept. 20, 1998	at Arz	L 3-17	ESPN
Mon., Nov. 2, 1998	Dal	L 0-34	ABC
Thurs., Dec. 3, 1998	StL Rams	W 17-14	ESPN
Sun., Oct. 1, 2000	Atl	W 38-10	ESPN
Sun., Sept. 30, 2001	Dal	W 40-18	ESPN
Mon., Oct. 22, 2001	at NYG	W 10-9	ABC
Thurs., Nov. 29, 2001	at KC	W 23-10	ESPN
Sun., Jan. 6, 2002	at TB	W 17-13	ESPN
Mon., Sept. 16, 2002	at Was	W 37-7	ABC
Mon., Oct. 28, 2002	NYG	W 17-3	ABC
Mon., Nov. 25, 2002	at SF	W 38-17	ABC
Sat., Dec. 21, 2002	at Dal	W 27-3	ESPN
Sat., Jan. 11, 2003	Atl	W 20-6	FOX
Mon., Sept. 8, 2003	TB	L 0-17	ABC
Mon., Nov. 10, 2003	at GB	W 17-14	ABC
Mon., Dec. 15, 2003	at Mia	W 34-27	ABC
Sat., Dec. 27, 2003	at Was.	W 31-7	ESPN

### RECORD BY NETWORK

ABC	21-16	TNT	4-2
ESPN	9-3	FOX	1-0

d - denotes NFC Divisional Playoff game

## OVERTIME GAMES



► WON 11, LOST 14, TIED 3

Date	Opponent	Result
*Sept. 27, 1976	Was	L 17-20
Sept. 12, 1982	Was	L 34-37
Dec. 11, 1983	NO	L 17-20
Nov. 4, 1984	at Det	T 23-23
Sept. 29, 1985	NYG	L 10-16
Nov. 10, 1985	Atl	W 23-17
Sept. 14, 1986	at Chi	L 10-13
Nov. 30, 1986	at LA Raiders	W 33-27
Dec. 7, 1986	StL Cardinals	T 10-10
Oct. 18, 1987	at GB	L 10-16
Nov. 29, 1987	at NE	W 34-31
Dec. 6, 1987	at NYG	L 20-23
Nov. 20, 1988	at NYG	W 23-17
Dec. 9, 1990	at Mia	L 20-23
Dec. 13, 1992	at Sea	W 20-17

Date	Opponent	Result
*Jan. 3, 1994	at SF	W 37-34
Oct. 8, 1995	Was	W 37-34
Oct. 19, 1997	Arz	W 13-10
Nov. 16, 1997	at Bal	T 10-10
Dec. 13, 1998	Arz	L 17-20
Oct. 31, 1999	NYG	L 17-23
Nov. 28, 1999	at Was	L 17-20
Nov. 5, 2000	Dal	W 16-13
Nov. 12, 2000	at Pit	W 26-23
Sept. 9, 2001	StL Rams	L 17-20
Dec. 28, 2002	at NYG	L 7-10
Dec. 21, 2003	vs. SF	L 28-31
Jan. 11, 2004	vs. GB	W 20-17

\*Monday night game





## IMPORTANT DATES

<b>July 22</b>	Signing period ends at 4 PM (ET) for Unrestricted Free Agents to whom June 1 tender was made by Old Club, Transition Players, and Franchise Players who are eligible to receive Offer Sheets. After this date and through 4 PM (ET) on November 16, Old Club has exclusive negotiating rights to these players.
<b>August 10</b>	If a Drafted Rookie has not signed with his club by this date, he may not be traded to any other club in 2004.
<b>August 31</b>	Roster cutdown to maximum of 65 players on Active List by 4 PM (ET).
<b>September 5</b>	Roster cutdown to maximum of 53 players on Active/Inactive List by 4 PM (ET). NFL Europe League exemptions expire. Clubs may dress minimum of 42 and maximum of 45 players and Third Quarterback for each regular season and postseason game.
<b>September 6</b>	After 12 noon (ET) clubs may establish a Practice Squad of eight players by signing free agents who do not have an accrued season of free agency credit or who were on the 45-player Active List for less than nine regular season games during their only Accrued Season(s). A player cannot participate on the Practice Squad for more than two seasons.
<b>September 28</b>	Priority on multiple waiver claims is now based on current season's standings.
<b>October 19</b>	All trading ends at 4 PM (ET).
<b>October 20</b>	Players with at least four previous pension-credited seasons are subject to the waiver system for the remainder of the regular season and postseason.
<b>November 8</b>	Deadline for 2004 for an increase in a player's Salary to be counted as Salary for the current year. Any increase in a player's 2004 Salary negotiated after this date will be treated as a Signing Bonus.
<b>November 16</b>	Deadline for clubs to sign by 4 PM (ET) their unsigned Franchise and Transition Players. If still unsigned after this date, such players are prohibited from playing in NFL in 2004.
<b>November 16</b>	Deadline for clubs to sign by 4 PM (ET) their Unrestricted and Restricted Free Agents to whom June 1 tender was made. If still unsigned after this date, such players are prohibited from playing in NFL in 2004.
<b>November 16</b>	Deadline for clubs to sign Drafted players by 4 PM (ET). If such players remain unsigned, they are prohibited from playing in NFL in 2004.
<b>December 3</b>	Deadline for reinstatement of players in Reserve List categories of Retired, Did Not Report and Exclusive Rights, and of players who were placed on Reserve/Left Squad in a previous season.
<b>December 31</b>	Deadline for waiver requests in 2004, except for "special waiver requests" which have a 10-day claiming period, with termination or assignment delayed until after the Super Bowl.
<b>January 3</b>	Clubs may begin signing free agent players for the 2005 season.
<b>January 8-9</b>	Wild Card Playoff Games.
<b>January 15-16</b>	Divisional Playoff Games.
<b>January 23</b>	AFC and NFC Championship Games.
<b>February 6</b>	Super Bowl XXXIX, ALLTEL Stadium, Jacksonville, FL.
<b>February 13</b>	AFC-NFC Pro Bowl, Honolulu, Hawaii.
<b>Feb. 23-Mar. 1</b>	Combine Timing and Testing, RCA Dome, Indianapolis, In.
<b>February 22</b>	Deadline for clubs to designate Franchise and Transition Players.
<b>March 1</b>	Expiration date of all player contracts due to expire in 2005.
<b>March 2</b>	Free Agency period begins.
<b>March 20-23</b>	NFL Annual Meeting, Ritz-Carlton, Maui, Hawaii.
<b>April 23-24</b>	Annual Player Selection Meeting, New York, NY.





## 2004 NFL SCHEDULE



Note: All times are eastern

### WEEK 1

**Thursday, September 9**  
 Indianapolis at New England .9:00pm  
**Sunday, September 12**  
 Jacksonville at Buffalo .1:00pm  
 Detroit at Chicago .1:00pm  
 Baltimore at Cleveland .1:00pm  
 San Diego at Houston .1:00pm  
 Tennessee at Miami .1:00pm  
 Seattle at New Orleans .1:00pm  
 Cincinnati at N.Y. Jets .1:00pm  
 Oakland at Pittsburgh .1:00pm  
 Arizona at St. Louis .1:00pm  
 Tampa Bay at Washington .1:00pm  
 Dallas at Minnesota .4:15pm  
 N.Y. Giants at Philadelphia .4:15pm  
 Atlanta at San Francisco .4:15pm  
 Kansas City at Denver .8:30pm  
**Monday, September 13**  
 Green Bay at Carolina .9:00pm

### WEEK 2

**Sunday, September 19**  
 St. Louis at Atlanta .1:00pm  
 Pittsburgh at Baltimore .1:00pm  
 Houston at Detroit .1:00pm  
 Chicago at Green Bay .1:00pm  
 Denver at Jacksonville .1:00pm  
 Carolina at Kansas City .1:00pm  
 San Francisco at New Orleans .1:00pm  
 Washington at N.Y. Giants .1:00pm  
 Indianapolis at Tennessee .1:00pm  
 Seattle at Tampa Bay .4:05pm  
 New England at Arizona .4:15pm  
 Cleveland at Dallas .4:15pm  
 Buffalo at Oakland .4:15pm  
 N.Y. Jets at San Diego .4:15pm  
 Miami at Cincinnati .8:30pm  
**Monday, September 20**  
 Minnesota at Philadelphia .9:00pm

### WEEK 3

**Sunday, September 26**  
 Arizona at Atlanta .1:00pm  
 Baltimore at Cincinnati .1:00pm  
 Philadelphia at Detroit .1:00pm  
 Houston at Kansas City .1:00pm  
 Pittsburgh at Miami .1:00pm  
 Chicago at Minnesota .1:00pm  
 Cleveland at N.Y. Giants .1:00pm  
 New Orleans at St. Louis .1:00pm  
 Jacksonville at Tennessee .1:00pm  
 San Diego at Denver .4:05pm  
 Green Bay at Indianapolis .4:15pm  
 San Francisco at Seattle .4:15pm  
 Tampa Bay at Oakland .8:30pm  
**Monday, September 27**  
 Dallas at Washington .9:00pm  
 (Bye: Buffalo, Carolina, New England, N.Y. Jets)

### WEEK 4

**Sunday, October 3**  
 New England at Buffalo .1:00pm  
 Philadelphia at Chicago .1:00pm  
 Washington at Cleveland .1:00pm  
 N.Y. Giants at Green Bay .1:00pm  
 Oakland at Houston .1:00pm  
 Indianapolis at Jacksonville .1:00pm  
 Cincinnati at Pittsburgh .1:00pm  
 New Orleans at Arizona .4:05pm  
 Atlanta at Carolina .4:05pm  
 N.Y. Jets at Miami .4:15pm  
 Tennessee at San Diego .4:15pm  
 Denver at Tampa Bay .4:15pm  
 St. Louis at San Francisco .8:30pm  
**Monday, October 4**  
 Kansas City at Baltimore .9:00pm  
 (Bye: Dallas, Detroit, Minnesota, Seattle)

### WEEK 5

**Sunday, October 10**  
 Detroit at Atlanta .1:00pm  
 N.Y. Giants at Dallas .1:00pm  
 Minnesota at Houston .1:00pm  
 Oakland at Indianapolis .1:00pm  
 Miami at New England .1:00pm  
 Tampa Bay at New Orleans .1:00pm  
 Cleveland at Pittsburgh .1:00pm  
 Buffalo at N.Y. Jets .4:05pm  
 Jacksonville at San Diego .4:05pm  
 Carolina at Denver .4:15pm  
 Arizona at San Francisco .4:15pm  
 St. Louis at Seattle .4:15pm  
 Baltimore at Washington .8:30pm  
**Monday, October 11**  
 Tennessee at Green Bay .9:00pm  
 (Bye: Chicago, Cincinnati, Kansas City, Philadelphia)

### WEEK 6

**Sunday, October 17**  
 San Diego at Atlanta .1:00pm  
 Miami at Buffalo .1:00pm  
 Washington at Chicago .1:00pm  
 Cincinnati at Cleveland .1:00pm  
 Green Bay at Detroit .1:00pm  
 Kansas City at Jacksonville .1:00pm  
 Seattle at New England .1:00pm  
 San Francisco at N.Y. Jets .1:00pm  
 Carolina at Philadelphia .1:00pm  
 Houston at Tennessee .1:00pm  
 Pittsburgh at Dallas .4:15pm  
 Denver at Oakland .4:15pm  
 Minnesota at New Orleans .8:30pm  
**Monday, October 18**  
 Tampa Bay at St. Louis .9:00pm  
 (Bye: Arizona, Baltimore, Indianapolis, N.Y. Giants)

### WEEK 7

**Sunday, October 24**  
 Buffalo at Baltimore .1:00pm  
 San Diego at Carolina .1:00pm  
 Philadelphia at Cleveland .1:00pm  
 Jacksonville at Indianapolis .1:00pm  
 Atlanta at Kansas City .1:00pm  
 St. Louis at Miami .3:00pm  
 Tennessee at Minnesota .1:00pm  
 Detroit at N.Y. Giants .1:00pm  
 Chicago at Tampa Bay .1:00pm  
 N.Y. Jets at New England .4:05pm  
 Seattle at Arizona .4:15pm  
 Dallas at Green Bay .4:15pm  
 New Orleans at Oakland .4:15pm  
**Monday, October 25**  
 Denver at Cincinnati .9:00pm  
 (Bye: Houston, Pittsburgh, San Francisco, Washington)

### WEEK 8

**Sunday, October 31**  
 Arizona at Buffalo .1:00pm  
 Detroit at Dallas .1:00pm  
 Jacksonville at Houston .1:00pm  
 Indianapolis at Kansas City .1:00pm  
 N.Y. Giants at Minnesota .1:00pm  
 Baltimore at Philadelphia .1:00pm  
 Cincinnati at Tennessee .1:00pm  
 Green Bay at Washington .1:00pm  
 Atlanta at Denver .4:05pm  
 Carolina at Seattle .4:05pm  
 New England at Pittsburgh .4:15pm  
 Oakland at San Diego .4:15pm  
 San Francisco at Chicago .8:30pm  
**Monday, November 1**  
 Miami at N.Y. Jets .9:00pm  
 (Bye: Cleveland, New Orleans, St. Louis, Tampa Bay)

### WEEK 9

**Sunday, November 7**  
 N.Y. Jets at Buffalo .1:00pm  
 Oakland at Carolina .1:00pm  
 Dallas at Cincinnati .1:00pm  
 Washington at Detroit .1:00pm  
 Arizona at Miami .1:00pm  
 Philadelphia at Pittsburgh .1:00pm  
 Kansas City at Tampa Bay .1:00pm  
 Chicago at N.Y. Giants .4:05pm  
 New Orleans at San Diego .4:05pm  
 Seattle at San Francisco .4:05pm  
 Houston at Denver .4:15pm  
 New England at St. Louis .4:15pm  
 Cleveland at Baltimore .8:30pm  
**Monday, November 8**  
 Minnesota at Indianapolis .9:00pm  
 (Bye: Atlanta, Jacksonville, Green Bay, Tennessee)





## WEEK 10

**Sunday, November 14**

Tampa Bay at Atlanta	1:00pm
Pittsburgh at Cleveland	1:00pm
Houston at Indianapolis	1:00pm
Detroit at Jacksonville	1:00pm
Kansas City at New Orleans	1:00pm
Baltimore at N.Y. Jets	1:00pm
Seattle at St. Louis	1:00pm
Chicago at Tennessee	1:00pm
Cincinnati at Washington	4:05pm
N.Y. Giants at Arizona	4:15pm
Minnesota at Green Bay	4:15pm
Carolina at San Francisco	4:15pm
Buffalo at New England	8:30pm

**Monday, November 15**

Philadelphia at Dallas	9:00pm
------------------------	--------

(Bye: Denver, Miami, Oakland, San Diego)

## WEEK 11

**Sunday, November 21**

Dallas at Baltimore	1:00pm
St. Louis at Buffalo	1:00pm
Arizona at Carolina	1:00pm
Indianapolis at Chicago	1:00pm
Pittsburgh at Cincinnati	1:00pm
N.Y. Jets at Cleveland	1:00pm
Tennessee at Jacksonville	1:00pm
Detroit at Minnesota	1:00pm
Denver at New Orleans	1:00pm
San Francisco at Tampa Bay	1:00pm
San Diego at Oakland	4:05pm
Miami at Seattle	4:05pm
Atlanta at N.Y. Giants	4:15pm
Washington at Philadelphia	4:15pm
Green Bay at Houston	8:30pm

**Monday, November 22**

New England at Kansas City	9:00pm
----------------------------	--------

## WEEK 12

**Thursday, November 25**

Indianapolis at Detroit	12:30pm
Chicago at Dallas	4:15pm

**Sunday, November 28**

Tampa Bay at Carolina	1:00pm
Cleveland at Cincinnati	1:00pm
Tennessee at Houston	1:00pm
San Diego at Kansas City	1:00pm
Jacksonville at Minnesota	1:00pm
Baltimore at New England	1:00pm
Philadelphia at N.Y. Giants	1:00pm
Washington at Pittsburgh	1:00pm
New Orleans at Atlanta	4:05pm
N.Y. Jets at Arizona	4:15pm
Miami at San Francisco	4:15pm
Buffalo at Seattle	4:15pm
Oakland at Denver	8:30pm

**Monday, November 29**

St. Louis at Green Bay	9:00pm
------------------------	--------

## WEEK 13

**Sunday, December 5**

Cincinnati at Baltimore	1:00pm
Minnesota at Chicago	1:00pm
New England at Cleveland	1:00pm
Arizona at Detroit	1:00pm
Tennessee at Indianapolis	1:00pm
Buffalo at Miami	1:00pm
Carolina at New Orleans	1:00pm
Houston at N.Y. Jets	1:00pm
San Francisco at St. Louis	1:00pm
Atlanta at Tampa Bay	1:00pm
Kansas City at Oakland	4:05pm
Denver at San Diego	4:05pm
Green Bay at Philadelphia	4:15pm
N.Y. Giants at Washington	4:15pm
Pittsburgh at Jacksonville	8:30pm

**Monday, December 6**

Dallas at Seattle	9:00pm
-------------------	--------

## WEEK 14

**Sunday, December 12**

Oakland at Atlanta	1:00pm
N.Y. Giants at Baltimore	1:00pm
Cleveland at Buffalo	1:00pm
New Orleans at Dallas	1:00pm
Detroit at Green Bay	1:00pm
Indianapolis at Houston	1:00pm
Chicago at Jacksonville	1:00pm
Seattle at Minnesota	1:00pm
Cincinnati at New England	1:00pm
Miami at Denver	4:05pm
N.Y. Jets at Pittsburgh	4:05pm
San Francisco at Arizona	4:15pm
St. Louis at Carolina	4:15pm
Tampa Bay at San Diego	4:15pm
Philadelphia at Washington	8:30pm

**Monday, December 13**

Kansas City at Tennessee	9:00pm
--------------------------	--------

## WEEK 15

**Saturday, December 18**

Pittsburgh at N.Y. Giants	1:30pm
Washington at San Francisco	5:00pm
Carolina at Atlanta	8:30pm

**Sunday, December 19**

Houston at Chicago	1:00pm
Buffalo at Cincinnati	1:00pm
Jacksonville at Green Bay	1:00pm
Minnesota at Detroit	1:00pm
San Diego at Cleveland	1:00pm
Seattle at N.Y. Jets	1:00pm
Dallas at Philadelphia	1:00pm
St. Louis at Arizona	4:05pm
New Orleans at Tampa Bay	4:05pm
Denver at Kansas City	4:15pm
Tennessee at Oakland	4:15pm
Baltimore at Indianapolis	8:30pm

**Monday, December 20**

New England at Miami	9:00pm
----------------------	--------

## WEEK 16

**Friday, December 24**

Green Bay at Minnesota	3:00pm
------------------------	--------

**Saturday, December 25**

Oakland at Kansas City	5:00pm
Denver at Tennessee	8:30pm

**Sunday, December 26**

N.Y. Giants at Cincinnati	1:00pm
Chicago at Detroit	1:00pm
San Diego at Indianapolis	1:00pm
Houston at Jacksonville	1:00pm
Atlanta at New Orleans	1:00pm
Baltimore at Pittsburgh	1:00pm
Carolina at Tampa Bay	1:00pm
New England at N.Y. Jets	4:05pm
Buffalo at San Francisco	4:05pm
Washington at Dallas	4:15pm
Arizona at Seattle	4:15pm
Cleveland at Miami	8:30pm

**Monday, December 27**

Philadelphia at St. Louis	9:00pm
---------------------------	--------

## WEEK 17

**Sunday, January 2**

Miami at Baltimore	1:00pm
Pittsburgh at Buffalo	1:00pm
New Orleans at Carolina	1:00pm
Green Bay at Chicago	1:00pm
Cleveland at Houston	1:00pm
New England at San Francisco	1:00pm
Cincinnati at Philadelphia	1:00pm
N.Y. Jets at St. Louis	1:00pm
Detroit at Tennessee	1:00pm
Minnesota at Washington	1:00pm
Tampa Bay at Arizona	4:05pm
Atlanta at Seattle	4:05pm
Indianapolis at Denver	4:15pm
Jacksonville at Oakland	4:15pm
Kansas City at San Diego	4:15pm
Dallas at N.Y. Giants	8:30pm

## POSTSEASON

**Saturday, January 8**

AFC & NFC Wild Card Playoffs (ABC)

**Sunday, January 9**

AFC & NFC Wild Card Playoffs  
(CBS & FOX)

**Saturday, January 15**

AFC & NFC Divisional Playoffs  
(CBS & FOX)

**Sunday, January 16**

AFC & NFC Divisional Playoffs  
(CBS & FOX)

**Sunday, January 23**

AFC & NFC Championship Games  
(CBS & FOX)

**Sunday, February 6**

Super Bowl XXXIX (FOX)  
at Alltel Stadium, Jacksonville

**Sunday, February 13**

AFC-NFC Pro Bowl (ESPN)  
at Honolulu, Hawaii





## EAGLES IN THE COMMUNITY

### Eagles' Philosophy of Community Involvement Starts at the Top

In addition to being responsible for the founding and operation of Eagles Youth Partnership, the club's non-profit, charitable wing, Eagles Chairman/CEO Jeffrey Lurie, and team President Joe Banner, are both personally committed to improving the lives of children.

Foremost among Lurie's passions is the fight against autism, a biological disorder of the brain that impairs communication and social skills, basically rendering children, and later adults, unable to communicate their feelings and emotions. It is a fight he takes personally since he has a brother who is autistic. A director of both the NLM Family Foundation and the Autism Research Foundation, Lurie's involvement has been lifelong. In 2003, Lurie and his wife Christina chaired The Children's Hospital of Philadelphia Daisy Day Luncheon benefiting autism. In 2000, the Lurie family donated \$1,000,000 to autism research.

Similarly, Banner's passion revolves around City Year, a non-profit community service organization that brings together young adults from diverse backgrounds for a challenging and rewarding year of community service. Throughout the country, over 1,500 corps members, from all races, economic and social backgrounds, tutor, mentor and support children of all ages. They help them develop their potential and play a more active role in their schools, homes and neighborhoods. Banner serves as Co-Chair of City Year Greater Philadelphia.


### Players in the Community

In addition to taking part in various events on behalf of EYP, players often participate in community events by serving as reading mentors at local schools, and by speaking at youth summits about the importance of staying in school and staying away from drugs. Players also frequently welcome special children on visits to the team's summer training camp as well as to the club's year-round headquarters, the NovaCare Complex.

The contribution of time and effort to the community by Eagles players is not limited to those few acts, though. Here's a brief list of other activities Eagles players have taken part in:

- LB Mark Simoneau, FS Clinton Hart, and DT Paul Grasmanis helped dedicate EYP's mural entitled "Moving Towards Your Dreams." The mural is the largest in the City of Philadelphia.
- K David Akers spoke to kids at Rosa International Middle School about healthy eating habits on behalf of the NJ Department of Agriculture for National School Lunch Week

- RB Correll Buckhalter, DT Paul Grasmanis, LB Ike Reese, and C Alonzo Ephraim dressed up as the Scarecrow, Bob the Builder, Spiderman, and Dracula, respectively, when they visited kids at The Children's Hospital of Philadelphia for Halloween
- TE Chad Lewis went on a good will tour of the Far East on behalf of the NFL
- T Tra Thomas literally donated his head to science when he allowed it to be molded for a permanent exhibit at the Franklin Institute Science Museum
- S Brian Dawkins has done a PSA for the Burn Prevention Foundation
- DT Hollis Thomas joined the Army National Guard for a trip in a Blackhawk helicopter



- T Jon Runyan has donated his time and been included as a supporter of Variety Club and Cystic Fibrosis Foundation in local advertising campaigns
- At Thanksgiving, the Eagles hold a stadium-wide food drive to benefit the Greater Philadelphia Food Bank. The past four drives were record-breaking endeavors as fans donated over 11,000 pounds of food at each drive
- Later in each holiday season, the Eagles host a highly successful Book & Toy Drive which results in tens of thousands of toys being donated to the United States Marines "Toys for Tots" effort.

### United Way

As part of the NFL's partnership with the United Way, the Philadelphia Eagles work closely with the Southeastern Pennsylvania chapter of this nationwide charity. The Eagles participate annually in the Hometown Huddle event, which takes place in October. On this day, each NFL team partners with local United Way agencies to positively influence their community.





## EAGLES IN THE COMMUNITY



In 2003, the Philadelphia Eagles worked with Children and Adult Disability Education Services (C.A.D.E.S.). Four players spent the day with children from C.A.D.E.S. decorating cookies and cupcakes, which were then sold, with the proceeds benefiting C.A.D.E.S. and EYP.

Additionally, this year, All-Pro safety Brian Dawkins is representing the club in the NFL's annual series of televised promotional spots for United Way. Dawkins' spot, will debut in September.

### Player Foundations

Many Eagles players are active in the community through foundations of their own. Donovan McNabb, David Akers, Hollis Thomas, and Jevon Kearse have created their own foundations in order to support various causes in their hometowns and the Philadelphia-area community. For specific information on each of their foundations, please refer to the player bios in this media guide.



Every year QB Donovan McNabb visits with underprivileged children in the Philadelphia area during the holiday season. He is pictured here with Brooke at The Philadelphia Ronald McDonald House.

### Hospital Visits


Eagles players and coaches frequently visit children and adults during their hospital stays. In particular, kicker David Akers routinely visits a Philadelphia-area children's hospital during the football season. Similarly, head coach Andy Reid also makes visits to local children's hospitals during the off-season.

### Practice Visits

The Eagles regularly take the opportunity to host local children at private team practices. This type of visit is usually reserved for children who are generally too sick to attend a game, and always creates lasting memories.

### Coaches

Eagles coaches, including head coach Andy Reid, donate their time to worthy causes. Many act as reading "coaches" in local schools. Coaches also develop individual programs for their player-position groups, and frequently take the groups into the community.



Eagles head coach Andy Reid is shown making his annual visit to a local children's hospital. This year he and SWOOP visited St. Christopher's Children's Hospital.

### Magee Eagles Rugby Team

The Magee Eagles Wheelchair Rugby team is a competitive wheelchair team that wears authentic Eagles jerseys provided by the Philadelphia Eagles. Sponsored by Magee Rehabilitation Hospital and the Philadelphia Eagles, the Magee Eagles participate in numerous tournaments, including the Beast of the East Wheelchair Rugby Tournament here in Philadelphia. In 2003-04, the Magee Eagles had their most successful season to date, going 12-2 in the regular season. Also, for the first time in its 14-year history, the team was one of just eight from across the nation to qualify for the United States Wheelchair Rugby Association Division II National Championship Tournament.

For more information on the Eagles community relations efforts, please contact Julie Dubin at 215-339-6881.





## ALL-TIME PRACTICE SQUAD ROSTER



In 1989 the NFL instituted a 5-man "developmental squad" for all clubs. One year later, the name was changed to the practice squad. The following players were a member of the Eagles' developmental/practice squad for at least part of the year indicated.

James Allen (RB) Oklahoma	1997
Patrick Augafa (G) Iowa State	1997
David Bailey (DE) Oklahoma State	1989
Robert Barr (T) Rutgers	1999
Ephesians Bartley (LB) Florida	1992
Paul Berardelli (G) Villanova	1989
James Bostic (RB) Auburn	1998
Jason Bostic (CB) Georgia Tech	1999
Luther Broughton (TE) Furman	1997
Ben Brown (QB) Tennessee State	1990
Curt Brown (DL) North Carolina	1993
Phil Bryant (RB) Virginia Tech	1994
Vaughn Bryant (CB) Stanford	1995
Chris Buckhalter (FB) So. Mississippi	1996
Dialleo Burks (WR) Eastern Kentucky	1996
Lamont Burns (G) East Carolina	1998
Lonny Calichio (K) Mississippi	1997
Ben Cavil (G) Oklahoma	1996
Chuck Clements (QB) Houston	1998
Gregory Clifton (WR) Johnson Smith	1994
Keith Council (DT) Hampton	1998
Tarren Crawford (T/G) Central State (OH)	1998
Chris Dausin (C) Texas A&M	1994
Brandon Davis (TE) Arkansas	2002
Pernell Davis (DT) Alabama-Birmingham	2001
Alan Dial (S) UCLA	1989
Kori Dickerson (TE) USC	2002-03
Nate Dingle (LB) Cincinnati	1995
Troy Drake (T) Indiana	1995
Shawn Draper (TE) Alabama	2002
Anthony Edwards (WR) N.M. Highlands	1989
Steve Edwards (T) Central Florida	2002
Dante Ellington (T) Alabama	2003
Joe Evans (DE) North Carolina	2003
A.J. Feeley (QB) Oregon	2002
DeShawn Fogle (LB) Kansas State	1997
Fredric Ford (CB) Miss. Valley St.	1996
John Frank (DE) Utah	2001
Steven Gabbard (T) Florida State	1989
Nick Gallery (P) Iowa	1998
Tom Garlick (WR) Fordham	1994
Tom Gerhart (S) Ohio	1992
Kendrick Gholston (DE) Louisville	2000
Ron Goetz (LB) Minnesota	1991
Anthony Gray (RB) Western New Mexico	2001
Ray Hall (DE) Washington State	1994
Uhuru Hamiter (DE) Delaware State	2000
Thomas Hamner (RB) Minnesota	2000
William Hampton (CB) Murray State	2000
Karl Hankton (WR) Trinity College	1998
Eric Harmon (G) Clemson	1991
Brandon Harrison (WR) Howard Payne	1996
Tyree Harrison (LB) Notre Dame	2002
Clinton Hart (S) Central Florida C.C.	2002
Tim Hasselbeck (QB) Boston College	2002
Maurice Henry (LB) Kansas State	1990
Bill Hess (WR) West Chester	1991-92
Brandon Houston (T) Oklahoma	1992
Jamaal Jackson (G/C) Delaware State	2003
Dwight Johnson (DE) Baylor	2000
Maurice Johnson (TE) Temple	1990
Ron Johnson (DE) Shippensburg	2003

Julian Jones (S) Missouri	2002
Preston Jones (QB) Georgia	1993
Tyrone Jones (S) Arkansas State	1989
Alai Kalaniulalu (C) Oregon State	1995
Reggie Lawrence (WR) N. Carolina St.	1993
Norman LeJeune (S) LSU	2003
Garret Limbrick (RB) Oklahoma State	1989
Lemar Marshall (S) Michigan State	1999
Whit Marshall (LB) Georgia	1996
Tee Martin (QB) Tennessee	2002
Eric Matthews (WR) Indiana	1997
Curtis Mayfield (WR) Oklahoma State	1992
Eric McCoo (RB) Penn State	2003
Ivory McCoy (DE) Michigan State	2002
Deland McCullough (RB) Miami (OH)	1997
Thomas McGaughey (SS) Houston	1996
Corey McIntyre (FB) West Virginia	2002
Mike McKenzie (TE) Baylor	1993
Jason McKie (FB) Temple	2002
Tim McTyer (CB) BYU	1997
Harvey Middleton (WR) Georgia Tech	1998
Horacio Moronta (DT) Wagner	1990
Stephen Neal (T) California State-Bakersfield	2001
Josh Parry (FB) San Jose State	2003
Melvin Patterson (WR) Stephen F. Austin	1991
Andre Powell (LB) Penn State	1992
Jamie Reader (FB) Akron	1999
Michael Reed (FB) Washington	1998-99
Mike Renna (DT) Delaware	1991
Anthony Rice (CB) Laverne	1997
Paul Richardson (WR) UCLA	1993
Terry Richardson (RB) Syracuse	1995
Damien Robinson (S) Iowa	1997
Roderick Robinson (QB) Arkansas-Pine Bluff	1999
Kendrick Rogers (T) Alabama A&M	2001
Ron Rogers (LB) Georgia Tech	1998
John Romero (C/G) California	2000
Oliver Ross (T) Iowa State	1999
Glenn Rountree (G) Clemson	1999
Joe Rudolph (G) Wisconsin	1995
Sean Scott (WR) Millersville	2001
Paul Shields (FB) Arizona	1999
Jason Short (LB) Eastern Michigan	2003
Oscar Shorten (LB) Abilene Christian	1994
Geroy Simon (WR) Maryland	1997
Kaseem Sinceno (TE) Syracuse	1998
Doug Skene (T) Michigan	1993
Henry Slay (DT) West Virginia	1998
Jeremy Slechta (DT) Nebraska	2002
Rod Smart (RB) Western Kentucky	2001
Troy Smith (WR) East Carolina	1999
Howard Smothers (G) Bethune-Cookman	1995
Paul Snellings (T) Georgia	2000
Freddie Solomon (WR) South Carolina St.	1995
Ron Sterling (S) Maine	1989
Tony Stewart (TE) Penn State	2002
Dax Strohmeier (LB) Rutgers	2001
Greg Studdard (T) Sam Houston State	1999
Kevin Swayne (WR) Wayne State	1999
John Talley (TE) West Virginia	1989
Elijah Thurmon (WR) Howard	2000
Patrick Venzke (T) Idaho	2002
Tyrone Watson (WR) Tennessee State	1990
Ben Williams (DT) Minnesota	1999
Marcus Wimberly (S) Miami	1998
Sean Woodson (S) Jackson State	1998
Sylvester Wright (LB) Kansas	1995
Steve Zahursky (G) Kent State	1998





## MEDIA INFORMATION

### Philadelphia Eagles Football Media Services Department

Derek Boyko, Director of Football Media Services  
Rich Burg, Asst. Dir. of Football Media Services  
Bob Lange, Asst. Dir. of Football Media Services  
Scott Horner, Graduate Assistant  
Chris Lundy, Graduate Assistant

#### Phone Numbers:

Main Number: 215-463-2500  
Media Services Private Line: 215-463-0984  
Media Work Room: 215-320-5865  
Fax: 215-339-6745

#### Email addresses:

Boyko - boyko@eagles.nfl.com  
Burg - burg@eagles.nfl.com  
Lange - lange@eagles.nfl.com  
Horner - horner@eagles.nfl.com  
Lundy - lundy@eagles.nfl.com

#### Training Camp:

Phone: 610-758-2353  
Fax: 610-758-2357  
Media Work Room: 610-758-2360  
General Information: 610-758-6868

**Interview Requests:** All interview requests for players, coaches, executive or staff members should be directed to the Eagles media services department. For coaches, executives, and staff members, please direct your request to Derek Boyko. For Donovan McNabb, please contact Rich Burg. For Terrell Owens and Jevon Kearse, please contact Bob Lange. For other players, please direct your requests to Burg, Lange, Scott Horner, or Chris Lundy.

**Coaches Media Availability:** Head coach Andy Reid will address the media on Monday (12 noon), Wednesday (11:35 am), and Friday (1:00 pm) in the NovaCare Complex auditorium before a typical Sunday regular season game. He will be available to the opposing team's media via a conference call on Wednesday. On Thursday, offensive coordinator Brad Childress, defensive coordinator Jim Johnson, and special teams coordinator John Harbaugh will address the media in the auditorium following walk-thru at approximately 11:20 am. Coaches are not available for interviews on Tuesdays.

**Players Media Availability:** The Eagles locker room is open to accredited media on Monday (after Reid's press conference), Wednesday (12:00 - 12:45 pm and after practice), Thursday (12:00 - 12:45 pm, and after practice), and Friday (after practice) before a typical Sunday game. QB Donovan McNabb and WR Terrell Owens will address the media on Wednesday at the NovaCare Complex auditorium at approximately 12:00 pm.

**Practice Regulations:** Before a typical Sunday game, the Eagles will practice on Wednesday and Thursday from 1:15 to 3:15 pm and Friday at 11:30 am to 1:00 pm at the NovaCare Complex. Wednesday's practice is open to the media for the first 20 minutes and photographers may film individual drills

only. Thursday's practice is open to the media, but the photographers may film the first 20 minutes of individual drills only. Friday's practice is open to the media for the entire practice, but photographers may not film any portion of practice.

**Credentials:** All requests for home games and practices at the NovaCare Complex must be made through the Eagles media services department. Season credentials need to be requested in the off-season and game-by-game credentials must be made at least one week prior to the game. Local media requesting credentials for a road game must have that request into the Eagles on the preceding Monday by 10 am. Credential requests must be submitted in writing on company letterhead by mail (One NovaCare Way, Philadelphia, PA, 19145), fax (215-339-6745), or e-mail (burg@eagles.nfl.com).

**Press will call/media entrance:** Media attending games at Lincoln Financial Field must enter the on the west side of the stadium (facing 11th St.) across from the Wachovia Center. Credentials left at will-call must be picked up at that entrance.

**Telephone services:** All seat locations and photographer work areas at Lincoln Financial Field and the NovaCare Complex have complimentary lines for high-speed internet access and local and 800 telephone service. Pool phones will also be available in the press box for outgoing calls. If you need more services, please contact the media relations department.

**Press Releases/Transcripts:** All press releases and press conference transcripts are distributed via e-mail and are posted on philadelphiaeagles.com. To receive these documents by e-mail, please submit your request on company letterhead to the media services department (see credential section above).

**Directions to Lincoln Financial Field and the NovaCare Complex:** (from north/New Jersey Turnpike) Take the NJ Turnpike to exit 3. Follow signs to the Walt Whitman Bridge. Take 295 South to 76 West. Cross the WWB and exit at Broad Street. Make a left at the first light. Travel 3/4 mile to Pattison Avenue. To Lincoln Financial Field: Make a left onto Pattison. Lincoln Financial Field is on your right. To the NovaCare Complex: Make a right onto Pattison. NovaCare Complex is on your right ... (from I-95) Exit I-95 at Broad Street. To Lincoln Financial Field: At third light, make a right onto Pattison Avenue. Lincoln Financial Field is on your right. To the NovaCare Complex: At third light, make a left onto Pattison Avenue. NovaCare Complex is on your right.



BOYKO



BURG



LANGE



HORNER



LUNDY





This image shows a single page of white paper with horizontal blue or grey ruling lines. The lines are evenly spaced and run across the width of the page, leaving small margins at the top and bottom. There is no handwriting or other markings on the paper.







# GREEN IS MORE THAN JUST THE COLOR OF OUR JERSEYS.

Last year, as we moved to Lincoln Financial Field, we launched a "Go Green" initiative. The entire Philadelphia Eagles organization made a commitment to become an environmentally responsible company.

Our mission? "To create and sustain championship performance on the field and in the community through programs that promote the quality of life in our region, *green the environment* and to improve our impact on the planet."

Such a program, by its nature, requires breaking new ground. As we enter our second season, the program has produced a shift towards greener procurement practices, cleaner energy from wind sources, printing of our publications on recycled paper, and active recycling around our stadium, headquarters, and training facilities. As a result, green has become more than just the color of our jerseys. GO GREEN has become a rallying cry for our team and a good citizenship message for our community. We invite you to join us.



WHEN WE RECYCLE, EVERYBODY WINS.



# Order Eagles Merchandise Directly From The Team!


Team Merchandise Catalog

The image features the Philadelphia Eagles logo at the top, which includes the word "PHILADELPHIA" in a small font above the word "EAGLES" in a large, stylized font, with an eagle head graphic below it. Below the logo is a photograph of a football stadium during a game. In the foreground, four players are shown from the chest up, wearing their respective uniforms. From left to right, they are wearing green jerseys with numbers 5, 93, 81, and 20. The player with number 5 is pointing upwards with his right hand. In the background, the field is visible with a large red star formation made of players. The stadium is filled with spectators.

PhiladelphiaEagles.com  
1.888.2.4.STUFF

Visit Our Website  
**PhiladelphiaEagles.com**  
Call **1-888-2-4-STUFF**





# GAME DAY LIVE

## EAGLES RADIO

Merrill Reese



Mike Quick

# 94 WYSP



Sovereign Bank

Design/Photo by Thomas Collins at DMB Design [www.dmbdesign.com](http://www.dmbdesign.com)